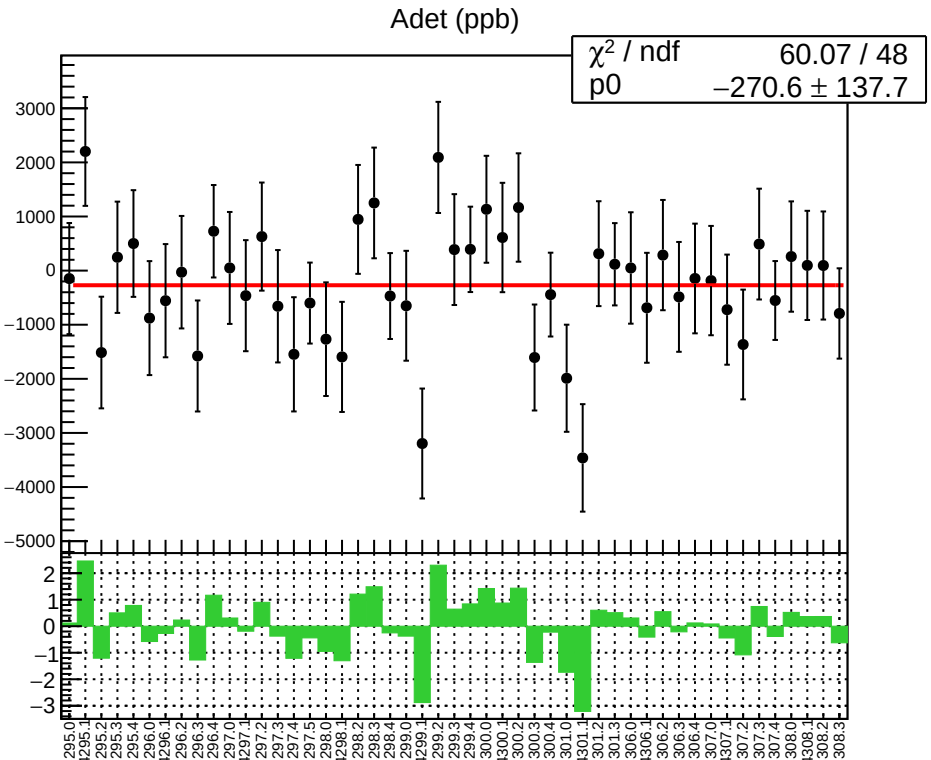
Adet (ppb)
χ² / ndf 60.07 / 48
p0 −270.6 ± 137.7
3000
2000
1000
0
−1000
−2000
−3000
−4000
−5000
2
1
0
−1
−2
−3
4295.0
4295.1
4295.2
4295.3
4295.4
4296.0
4296.1
4296.2
4296.3
4296.4
4297.0
4297.1
4297.2
4297.3
4297.4
4297.5
4298.0
4298.1
4298.2
4298.3
4298.4
4299.0
4299.1
4299.2
4299.3
4299.4
4300.0
4300.1
4300.2
4300.3
4300.4
4301.0
4301.1
4301.2
4301.3
4306.0
4306.1
4306.2
4306.3
4306.4
4307.0
4307.1
4307.2
4307.3
4307.4
4308.0
4308.1
4308.2
4308.3

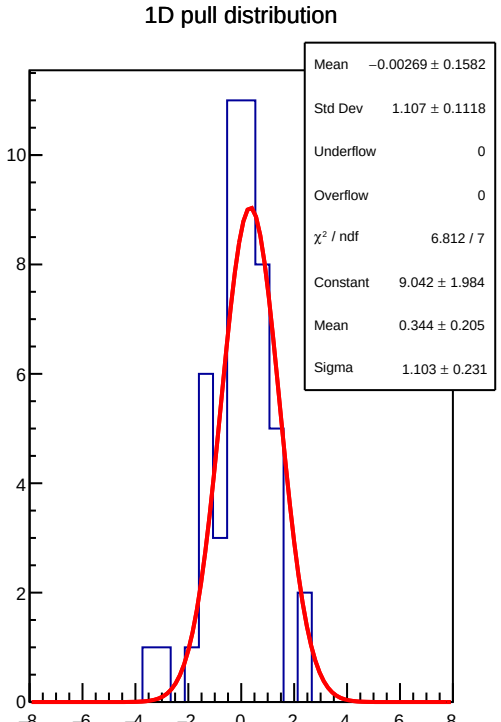
1D pull distribution
Mean −0.00269 ± 0.1582
Std Dev 1.107 ± 0.1118
Underflow 0
Overflow 0
χ² / ndf 6.812 / 7
Constant 9.042 ± 1.984
Mean 0.344 ± 0.205
Sigma 1.103 ± 0.231
10
8
6
4
2
0
−8
−6
−4
−2
0
2
4
6
8

Adet RMS (ppm)

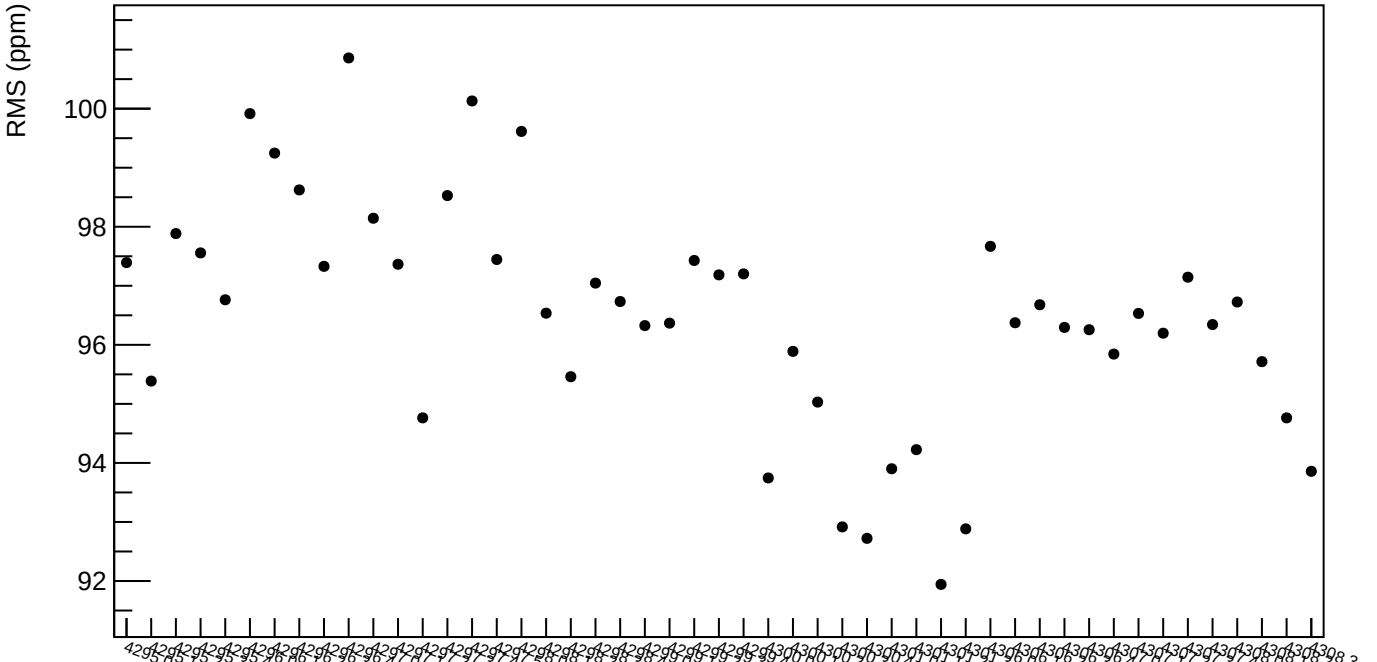

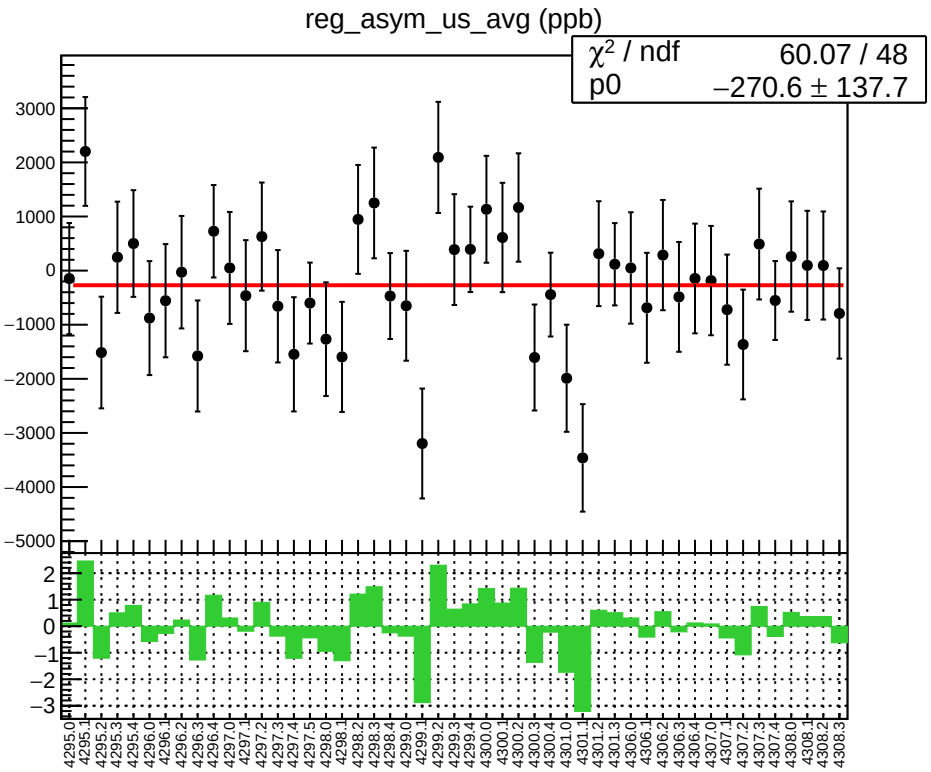
reg_asym_us_avg (ppb)
χ² / ndf 60.07 / 48
p0 −270.6 ± 137.7
3000
2000
1000
0
−1000
−2000
−3000
−4000
−5000
2
1
0
−1
−2
−3
4295.0
4295.1
4295.2
4295.3
4295.4
4296.0
4296.1
4296.2
4296.3
4296.4
4297.0
4297.1
4297.2
4297.3
4297.4
4297.5
4298.0
4298.1
4298.2
4298.3
4298.4
4299.0
4299.1
4299.2
4299.3
4299.4
4300.0
4300.1
4300.2
4300.3
4300.4
4301.0
4301.1
4301.2
4301.3
4306.0
4306.1
4306.2
4306.3
4306.4
4307.0
4307.1
4307.2
4307.3
4307.4
4308.0
4308.1
4308.2
4308.3

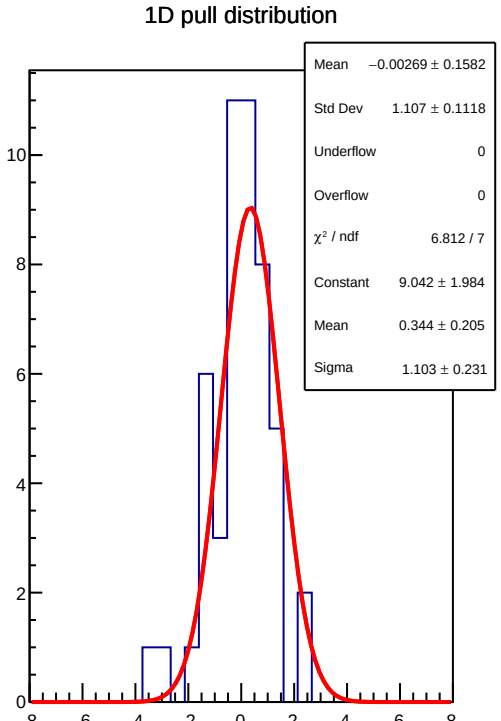
1D pull distribution
Mean −0.00269 ± 0.1582
Std Dev 1.107 ± 0.1118
Underflow 0
Overflow 0
χ² / ndf 6.812 / 7
Constant 9.042 ± 1.984
Mean 0.344 ± 0.205
Sigma 1.103 ± 0.231
10
8
6
4
2
0
−8
−6
−4
−2
0
2
4
6
8

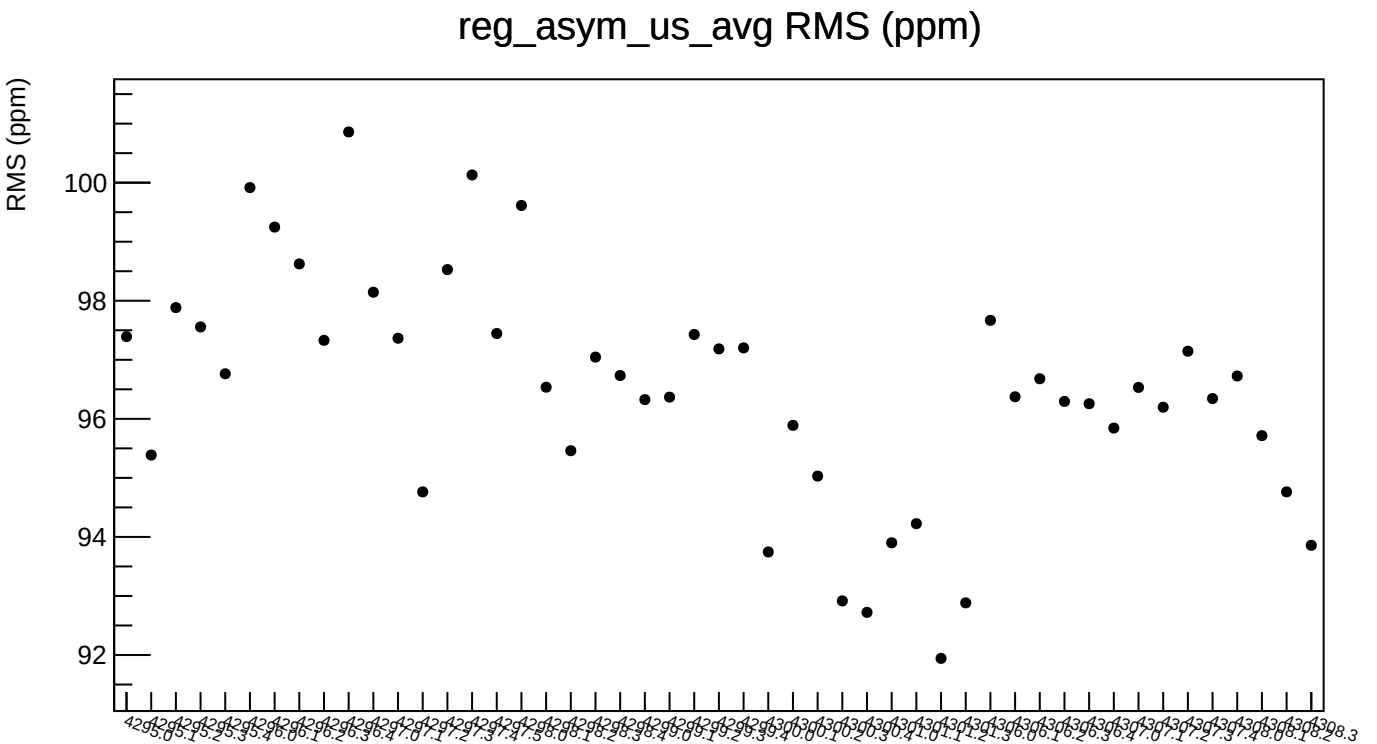
reg_asym_us_avg RMS (ppm)
RMS (ppm)
100
98
96
94
92

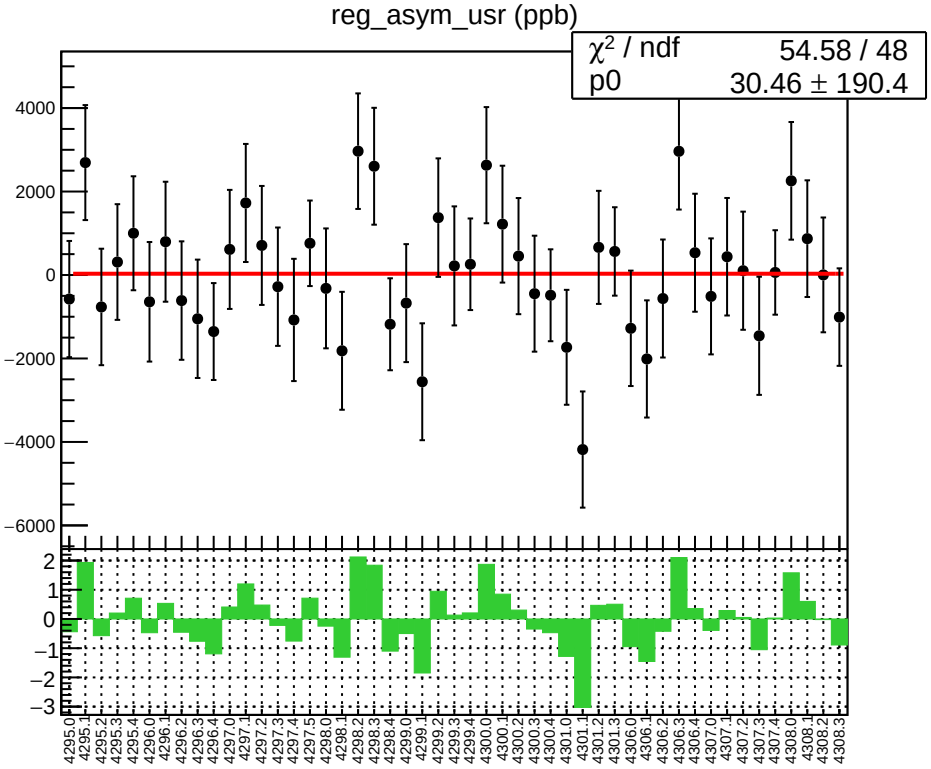
reg_asym_usr (ppb)
χ² / ndf 54.58 / 48
p0 30.46 ± 190.4
4000
2000
0
−2000
−4000
−6000
2
1
0
−1
−2
−3
4295.0
4295.1
4295.2
4295.3
4295.4
4296.0
4296.1
4296.2
4296.3
4296.4
4297.0
4297.1
4297.2
4297.3
4297.4
4297.5
4298.0
4298.1
4298.2
4298.3
4298.4
4299.0
4299.1
4299.2
4299.3
4299.4
4300.0
4300.1
4300.2
4300.3
4300.4
4301.0
4301.1
4301.2
4301.3
4306.0
4306.1
4306.2
4306.3
4306.4
4307.0
4307.1
4307.2
4307.3
4307.4
4308.0
4308.1
4308.2
4308.3

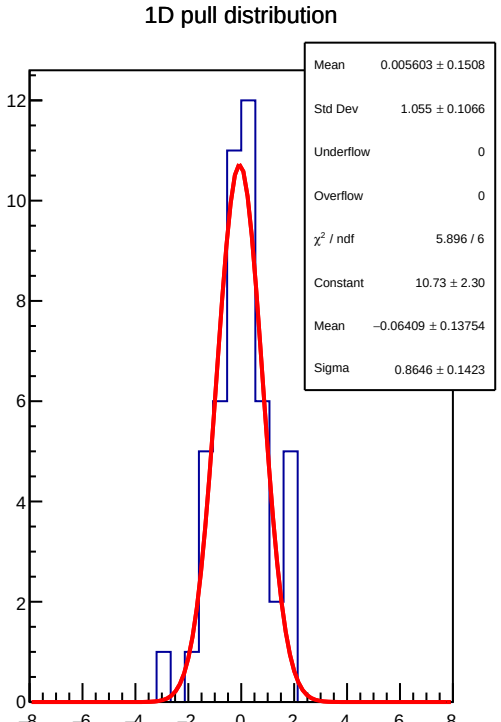
1D pull distribution
Mean 0.005603 ± 0.1508
Std Dev 1.055 ± 0.1066
Underflow 0
Overflow 0
χ² / ndf 5.896 / 6
Constant 10.73 ± 2.30
Mean −0.06409 ± 0.13754
Sigma 0.8646 ± 0.1423
12
10
8
6
4
2
0
−8
−6
−4
−2
0
2
4
6
8

reg_asym_usr RMS (ppm)

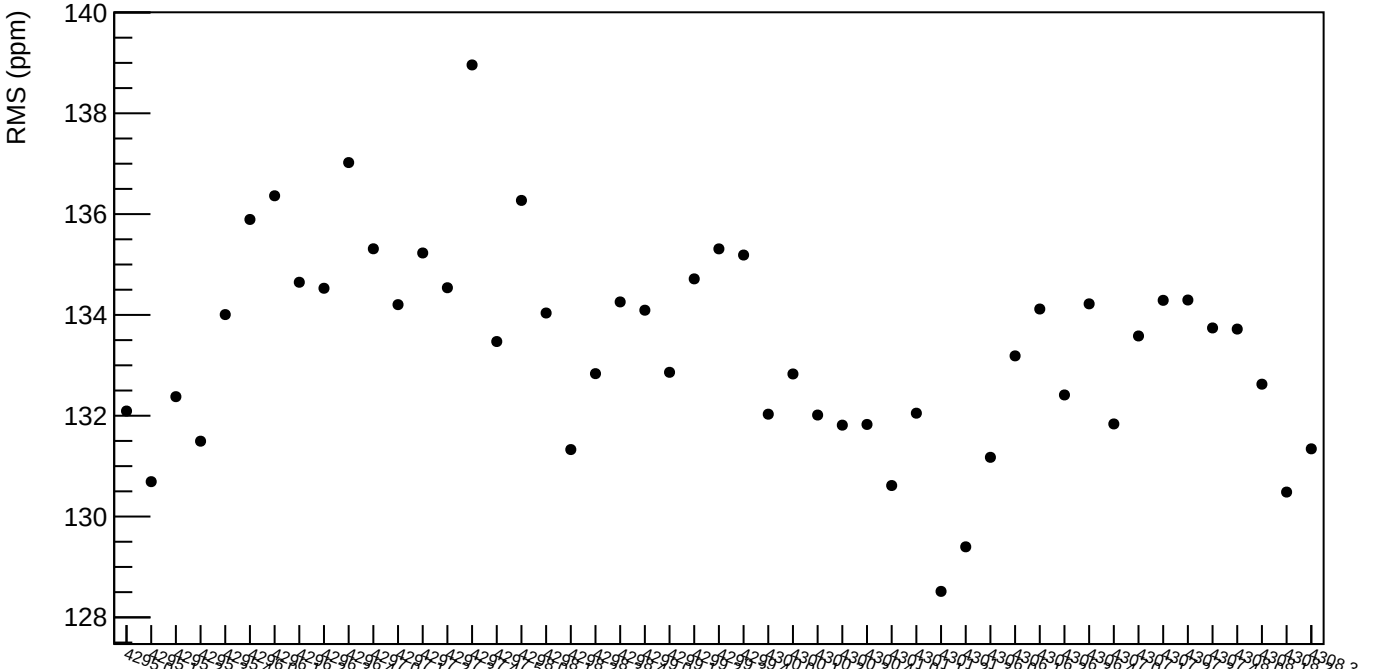

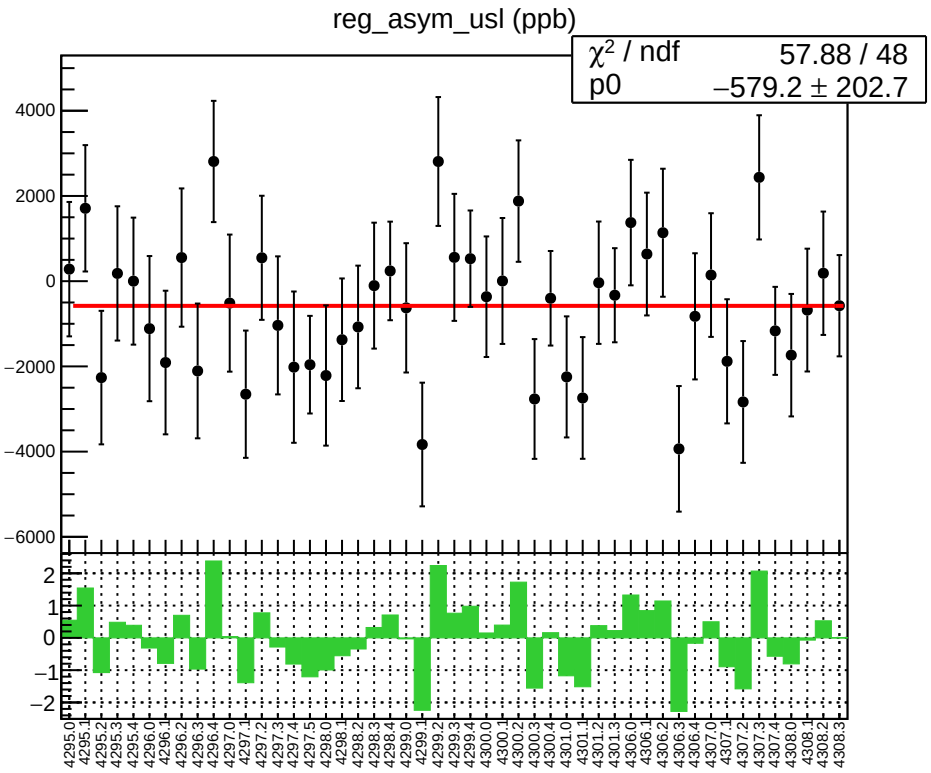
reg_asym_usl (ppb)
χ² / ndf 57.88 / 48
p0 −579.2 ± 202.7
4000
2000
0
−2000
−4000
−6000
2
1
0
−1
−2
4295.0
4295.1
4295.2
4295.3
4295.4
4296.0
4296.1
4296.2
4296.3
4296.4
4297.0
4297.1
4297.2
4297.3
4297.4
4297.5
4298.0
4298.1
4298.2
4298.3
4298.4
4299.0
4299.1
4299.2
4299.3
4299.4
4300.0
4300.1
4300.2
4300.3
4300.4
4301.0
4301.1
4301.2
4301.3
4306.0
4306.1
4306.2
4306.3
4306.4
4307.0
4307.1
4307.2
4307.3
4307.4
4308.0
4308.1
4308.2
4308.3

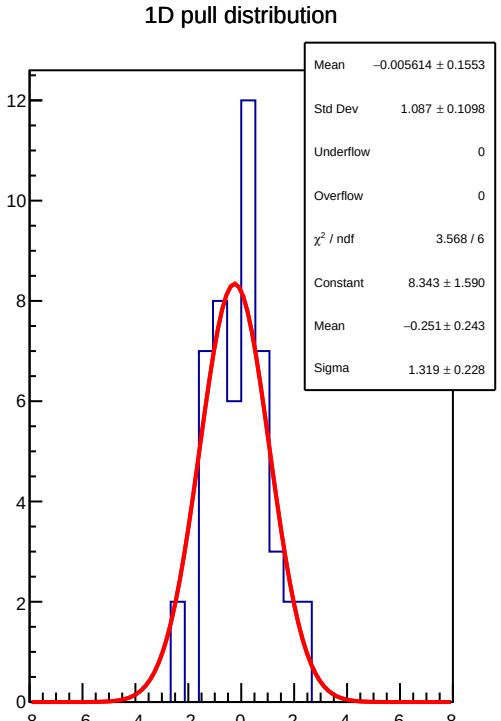
1D pull distribution
Mean −0.005614 ± 0.1553
Std Dev 1.087 ± 0.1098
Underflow 0
Overflow 0
χ² / ndf 3.568 / 6
Constant 8.343 ± 1.590
Mean −0.251 ± 0.243
Sigma 1.319 ± 0.228
12
10
8
6
4
2
0
−8
−6
−4
−2
0
2
4
6
8

reg_asym_usl RMS (ppm)

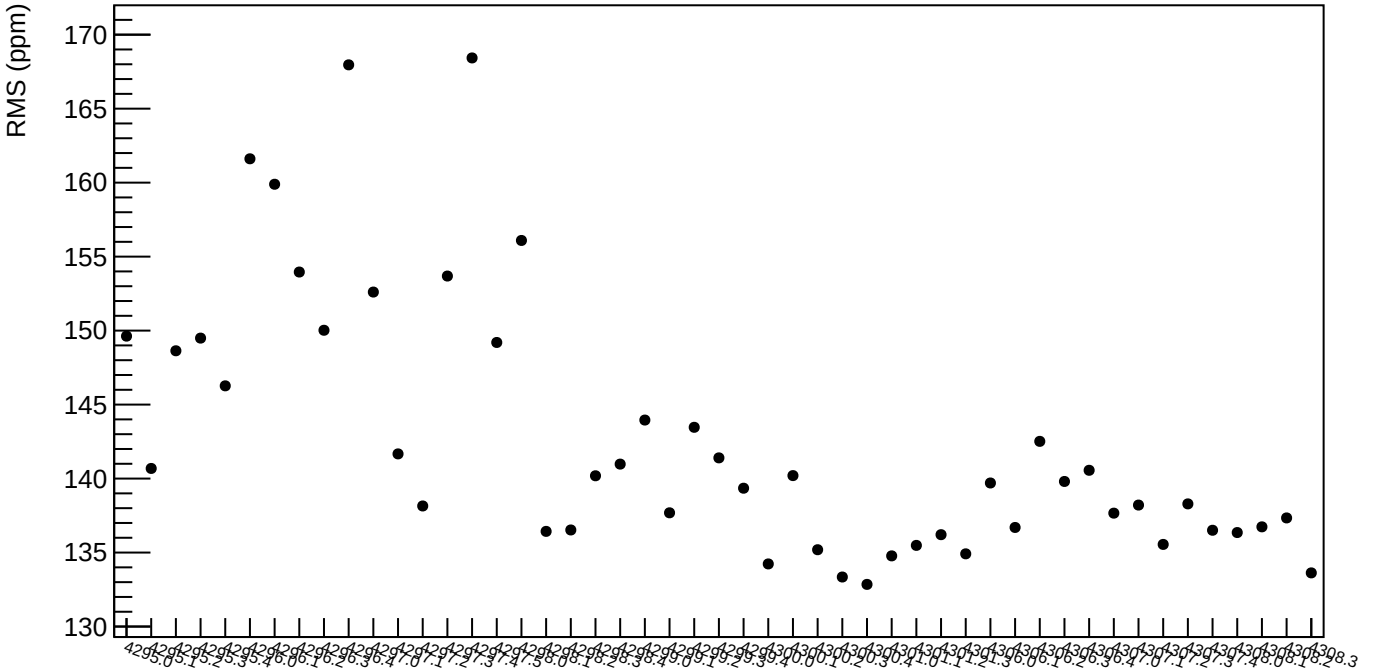

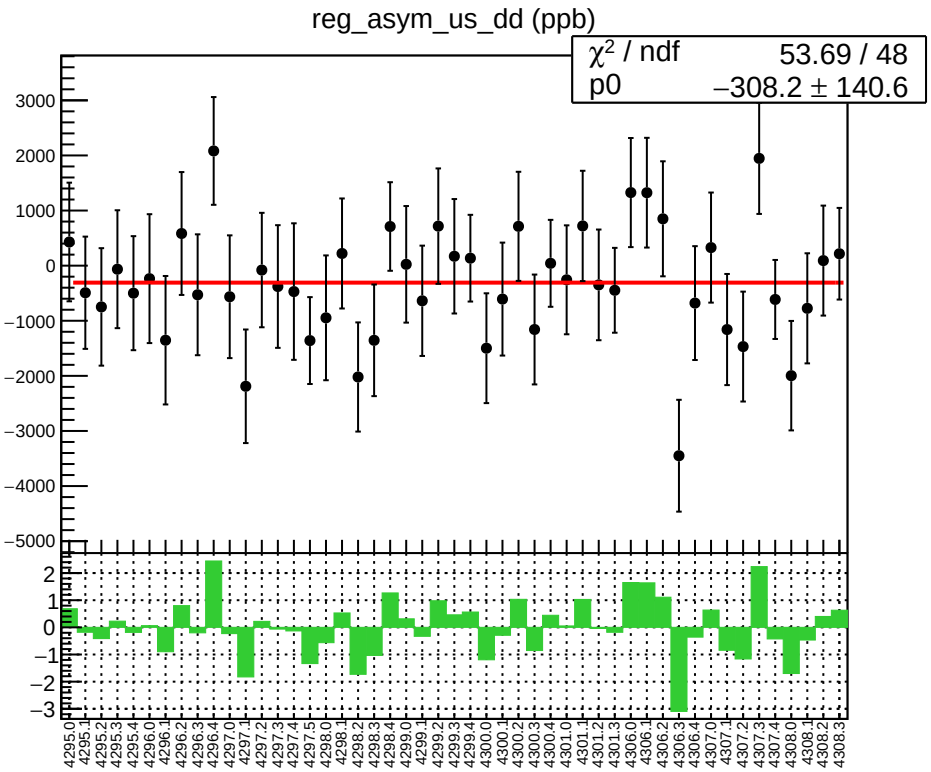
reg_asym_us_dd (ppb)
χ² / ndf 53.69 / 48
p0 −308.2 ± 140.6

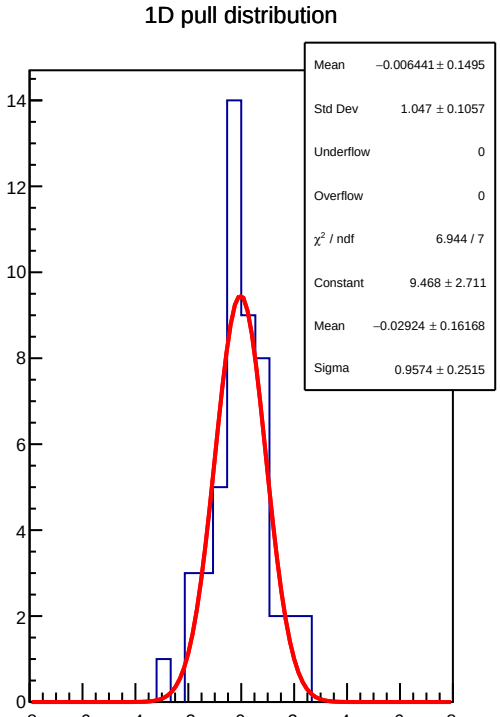
1D pull distribution
Mean −0.006441 ± 0.1495
Std Dev 1.047 ± 0.1057
Underflow 0
Overflow 0
χ² / ndf 6.944 / 7
Constant 9.468 ± 2.711
Mean −0.02924 ± 0.16168
Sigma 0.9574 ± 0.2515

reg_asym_us_dd RMS (ppm)

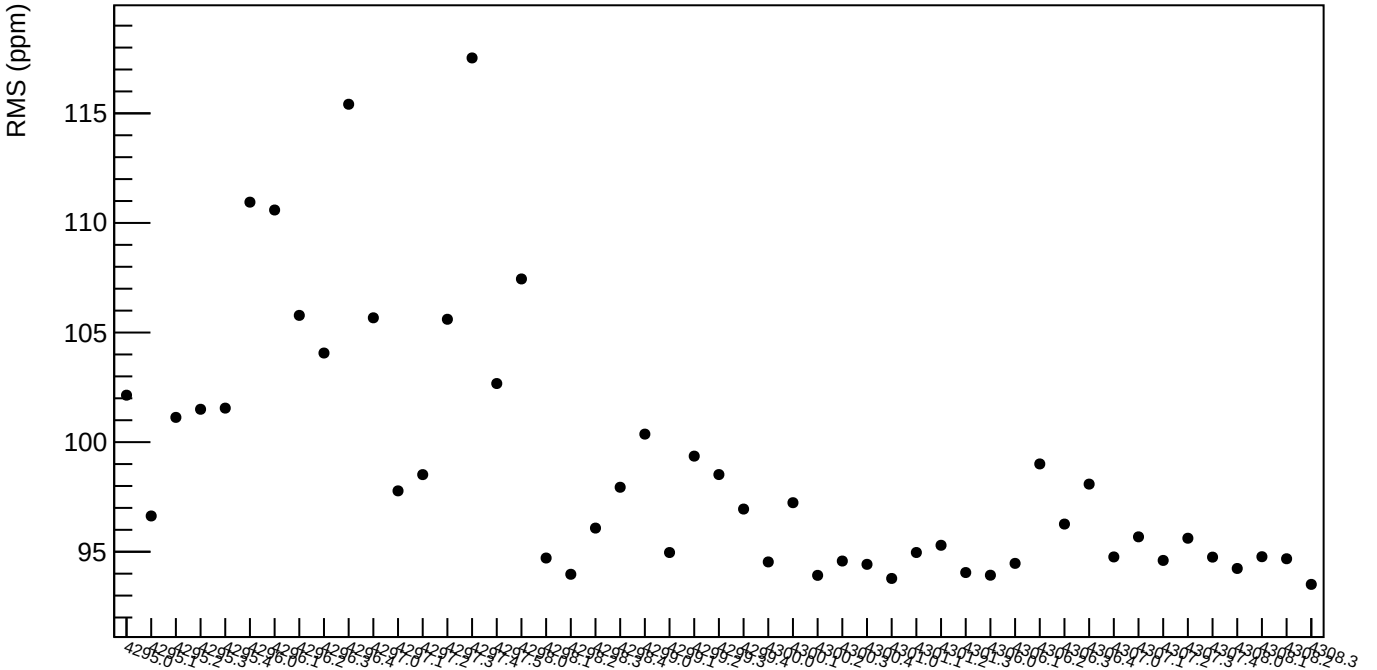

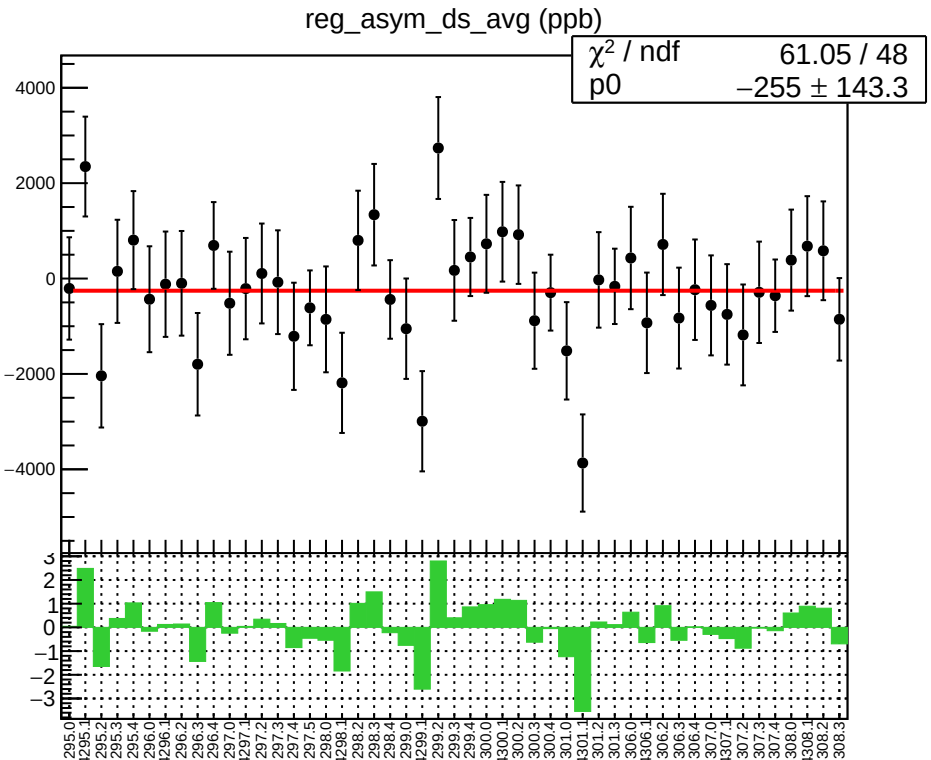
reg_asym_ds_avg (ppb)
χ² / ndf 61.05 / 48
p0 −255 ± 143.3
4000
2000
0
−2000
−4000
3
2
1
0
−1
−2
−3
4295.0
4295.1
4295.2
4295.3
4295.4
4296.0
4296.1
4296.2
4296.3
4296.4
4297.0
4297.1
4297.2
4297.3
4297.4
4297.5
4298.0
4298.1
4298.2
4298.3
4298.4
4299.0
4299.1
4299.2
4299.3
4299.4
4300.0
4300.1
4300.2
4300.3
4300.4
4301.0
4301.1
4301.2
4301.3
4306.0
4306.1
4306.2
4306.3
4306.4
4307.0
4307.1
4307.2
4307.3
4307.4
4308.0
4308.1
4308.2
4308.3

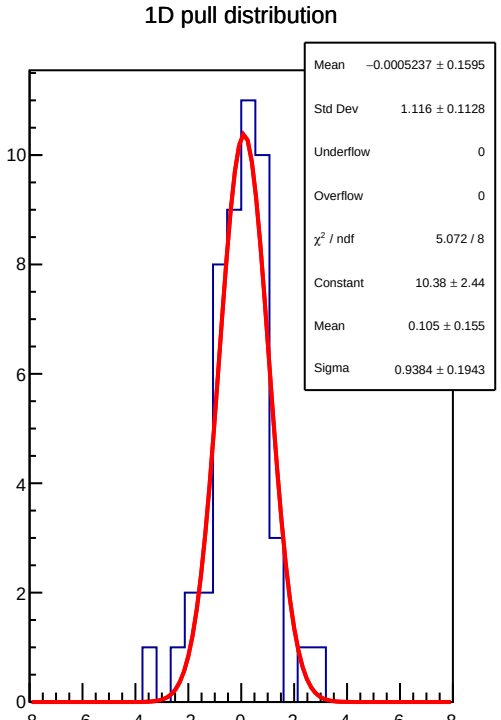
1D pull distribution
Mean −0.0005237 ± 0.1595
Std Dev 1.116 ± 0.1128
Underflow 0
Overflow 0
χ² / ndf 5.072 / 8
Constant 10.38 ± 2.44
Mean 0.105 ± 0.155
Sigma 0.9384 ± 0.1943
10
8
6
4
2
0
−8
−6
−4
−2
0
2
4
6
8

reg_asym_ds_avg RMS (ppm)

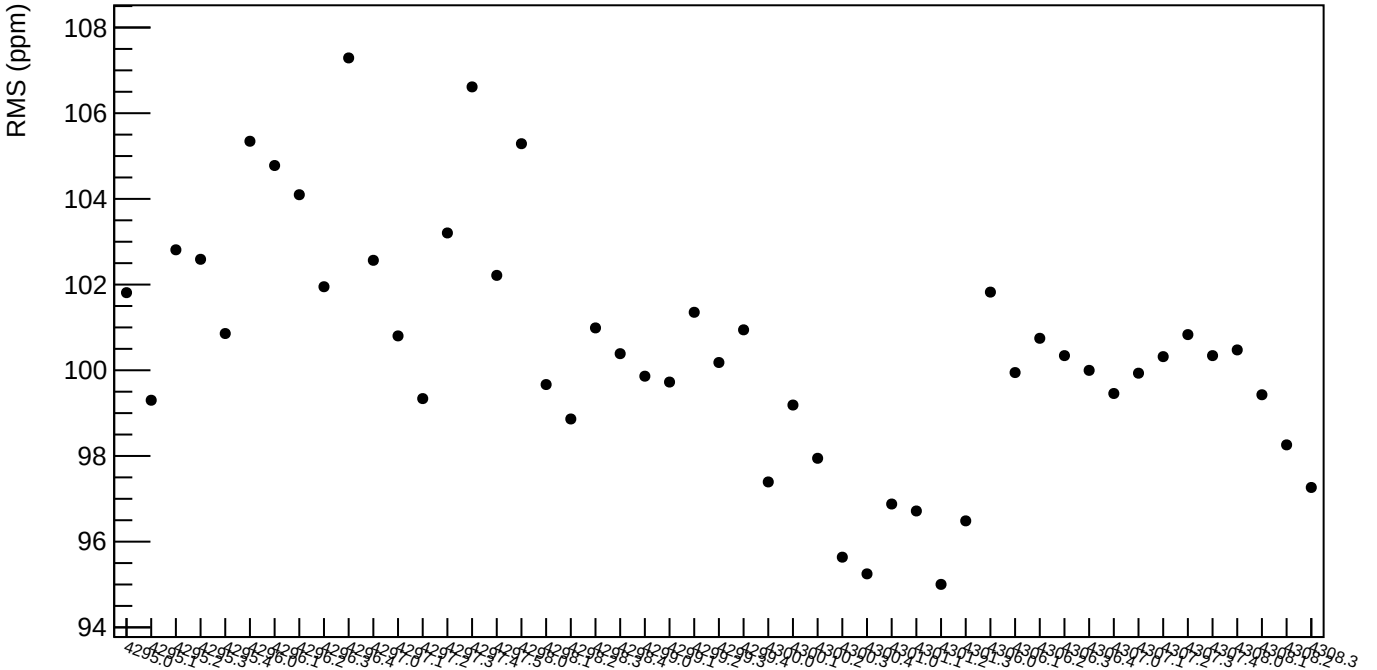

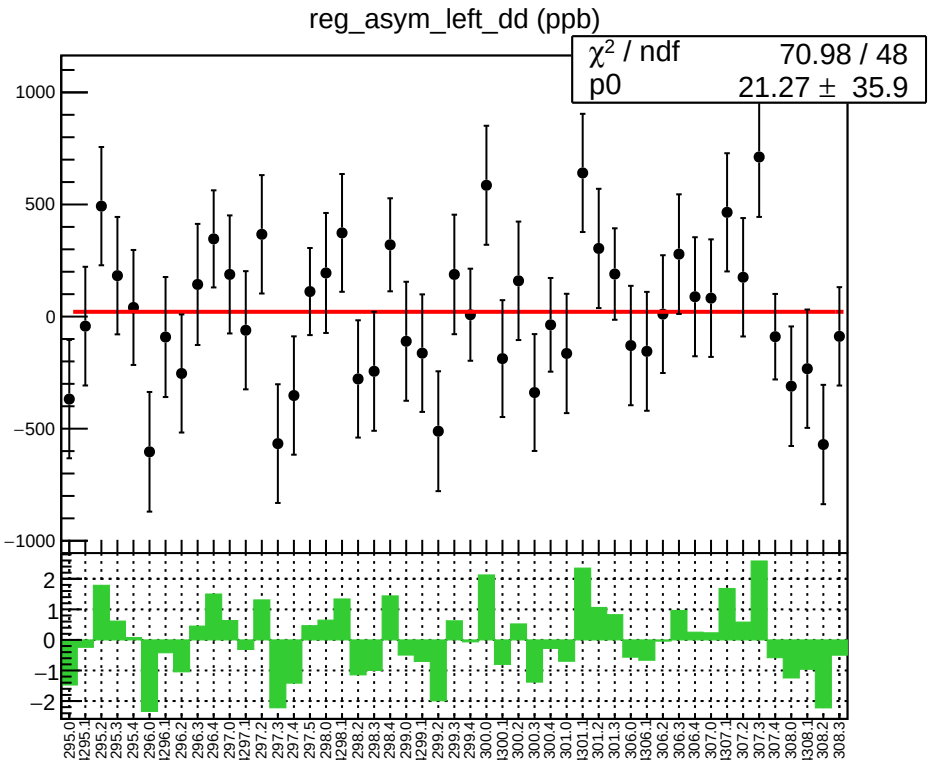
reg_asym_left_dd (ppb)
χ² / ndf 70.98 / 48
p0 21.27 ± 35.9
1000
500
0
−500
−1000
2
1
0
−1
−2
4295.0
4295.1
4295.2
4295.3
4295.4
4296.0
4296.1
4296.2
4296.3
4296.4
4297.0
4297.1
4297.2
4297.3
4297.4
4297.5
4298.0
4298.1
4298.2
4298.3
4298.4
4299.0
4299.1
4299.2
4299.3
4299.4
4300.0
4300.1
4300.2
4300.3
4300.4
4301.0
4301.1
4301.2
4301.3
4306.0
4306.1
4306.2
4306.3
4306.4
4307.0
4307.1
4307.2
4307.3
4307.4
4308.0
4308.1
4308.2
4308.3

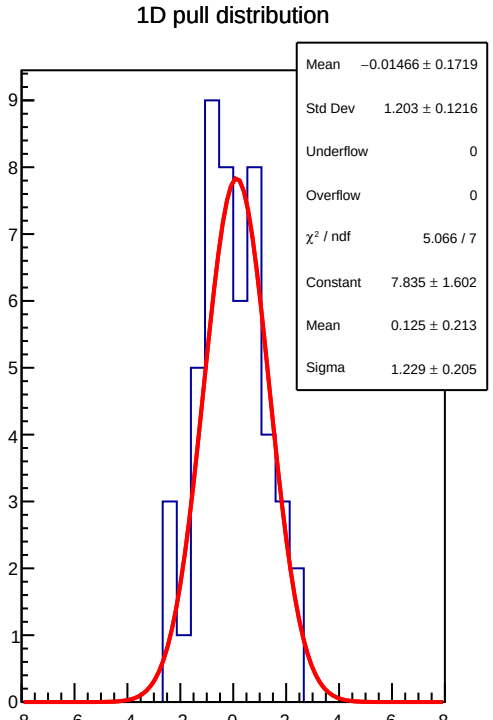
1D pull distribution
Mean −0.01466 ± 0.1719
Std Dev 1.203 ± 0.1216
Underflow 0
Overflow 0
χ² / ndf 5.066 / 7
Constant 7.835 ± 1.602
Mean 0.125 ± 0.213
Sigma 1.229 ± 0.205
9
8
7
6
5
4
3
2
1
0
−8
−6
−4
−2
0
2
4
6
8

reg_asym_left_dd RMS (ppm)

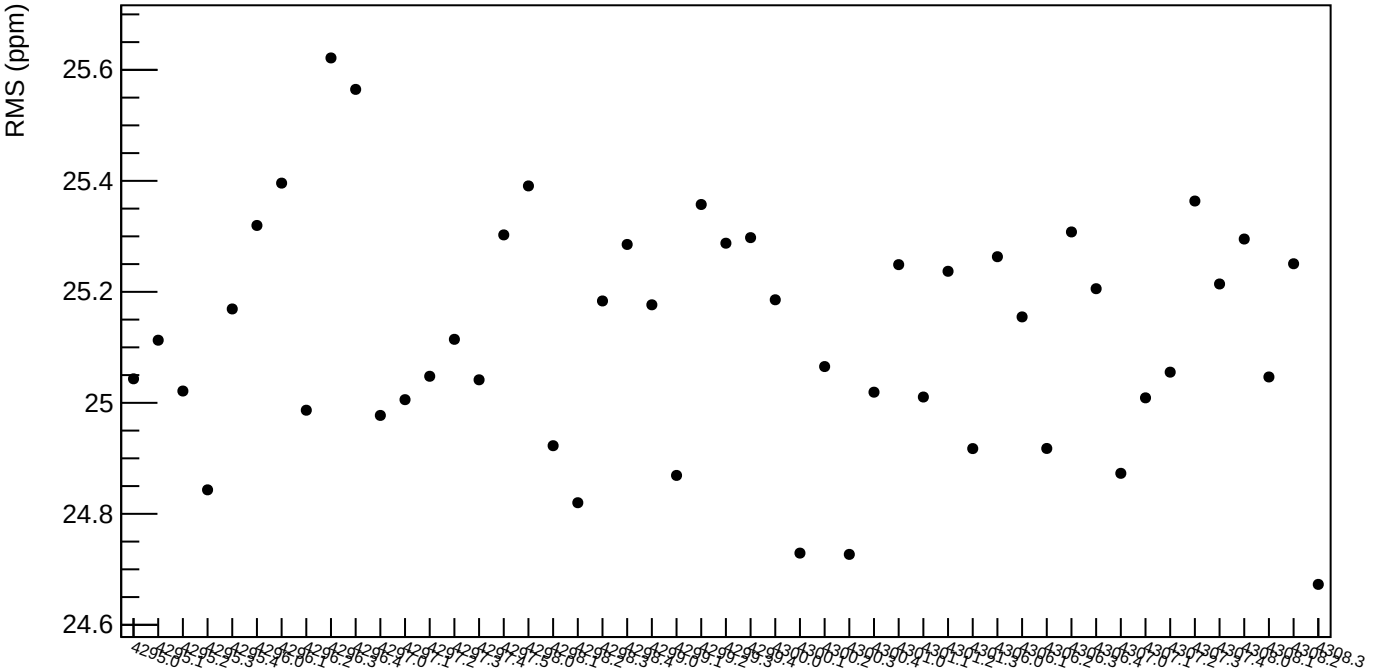

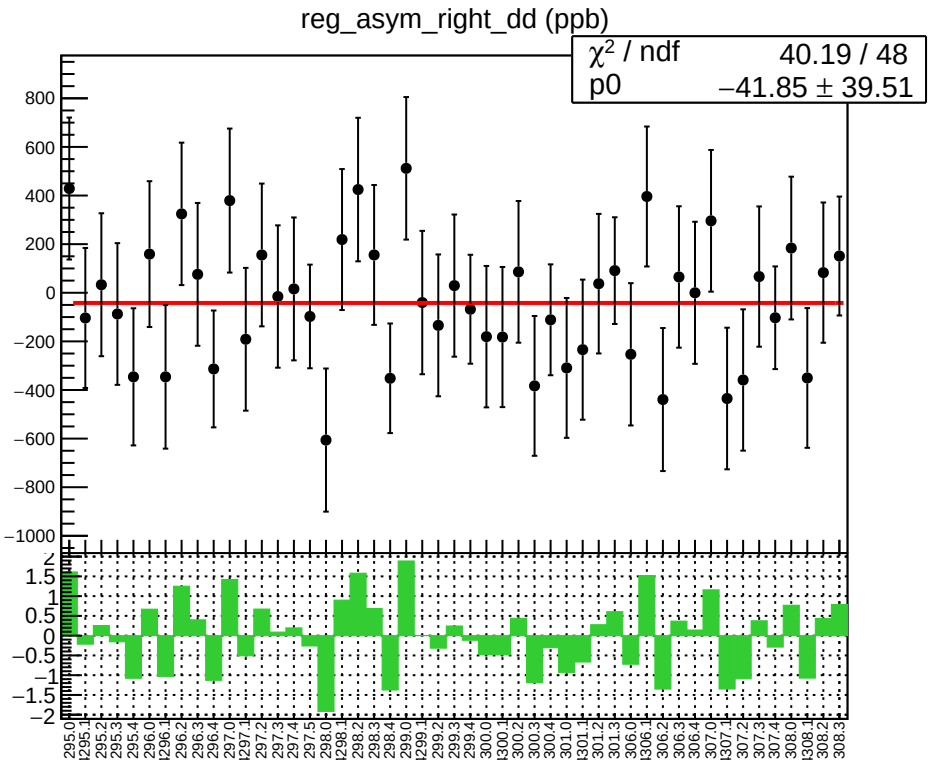
reg_asym_right_dd (ppb)
χ² / ndf 40.19 / 48
p0 −41.85 ± 39.51

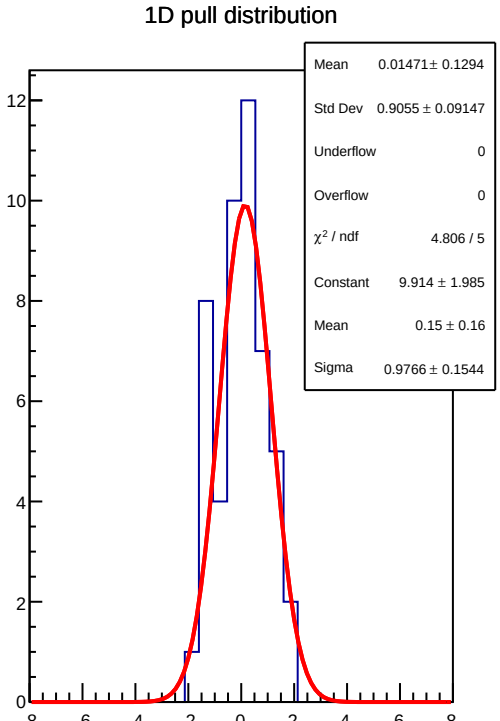
1D pull distribution
Mean 0.01471 ± 0.1294
Std Dev 0.9055 ± 0.09147
Underflow 0
Overflow 0
χ² / ndf 4.806 / 5
Constant 9.914 ± 1.985
Mean 0.15 ± 0.16
Sigma 0.9766 ± 0.1544
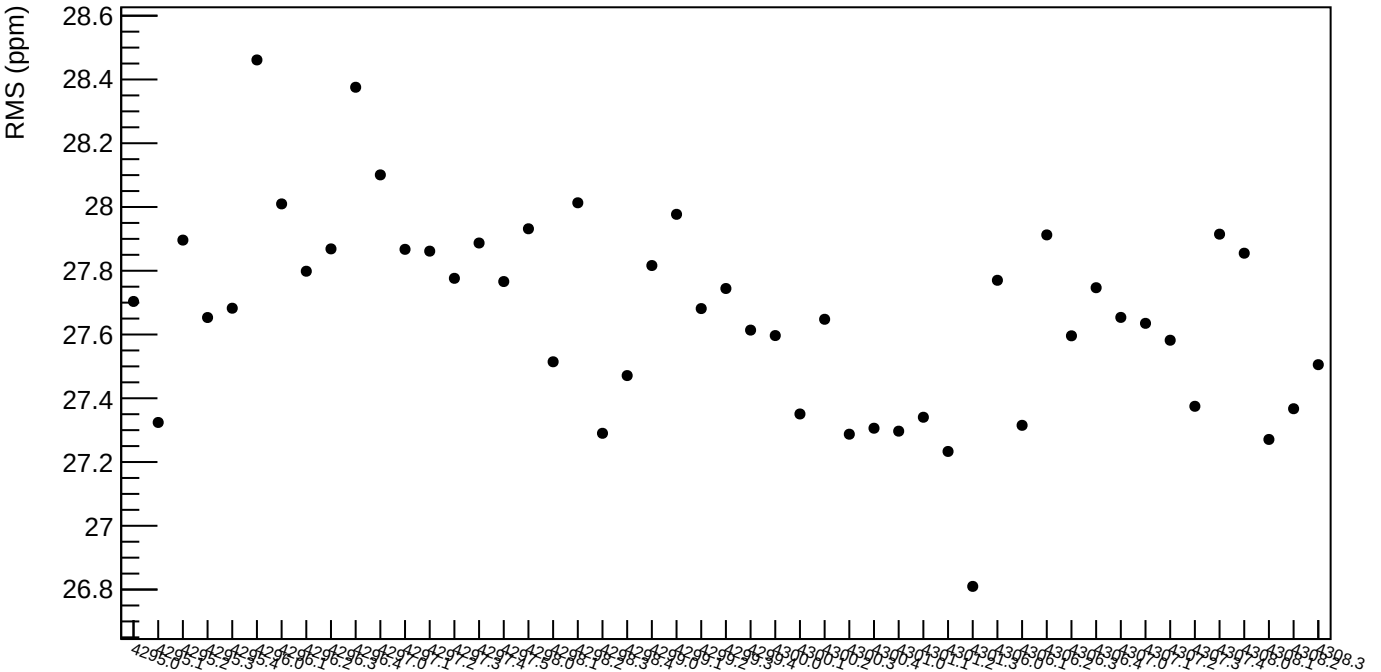
reg_asym_right_dd RMS (ppm)