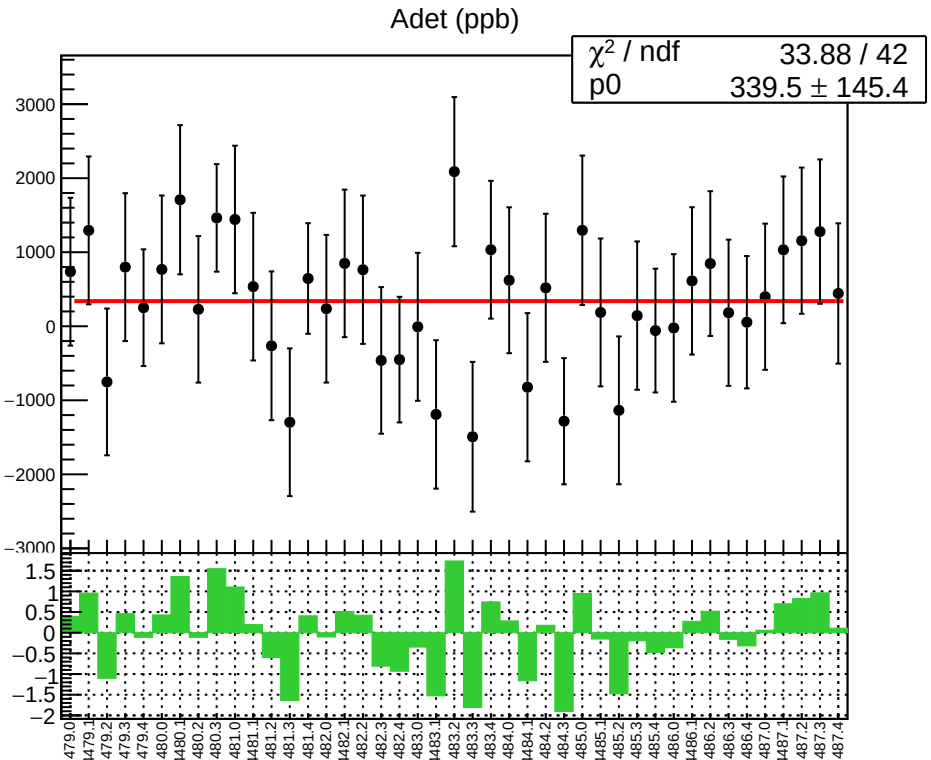
Adet (ppb)
χ² / ndf 33.88 / 42
p0 339.5 ± 145.4

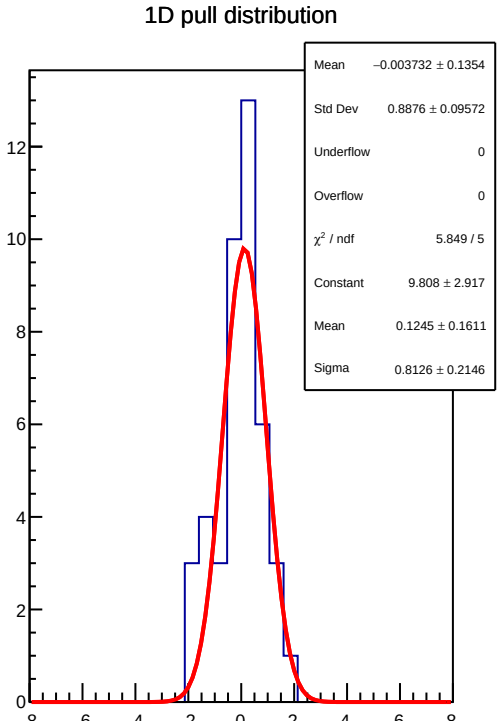
1D pull distribution
Mean −0.003732 ± 0.1354
Std Dev 0.8876 ± 0.09572
Underflow 0
Overflow 0
χ² / ndf 5.849 / 5
Constant 9.808 ± 2.917
Mean 0.1245 ± 0.1611
Sigma 0.8126 ± 0.2146

Adet RMS (ppm)

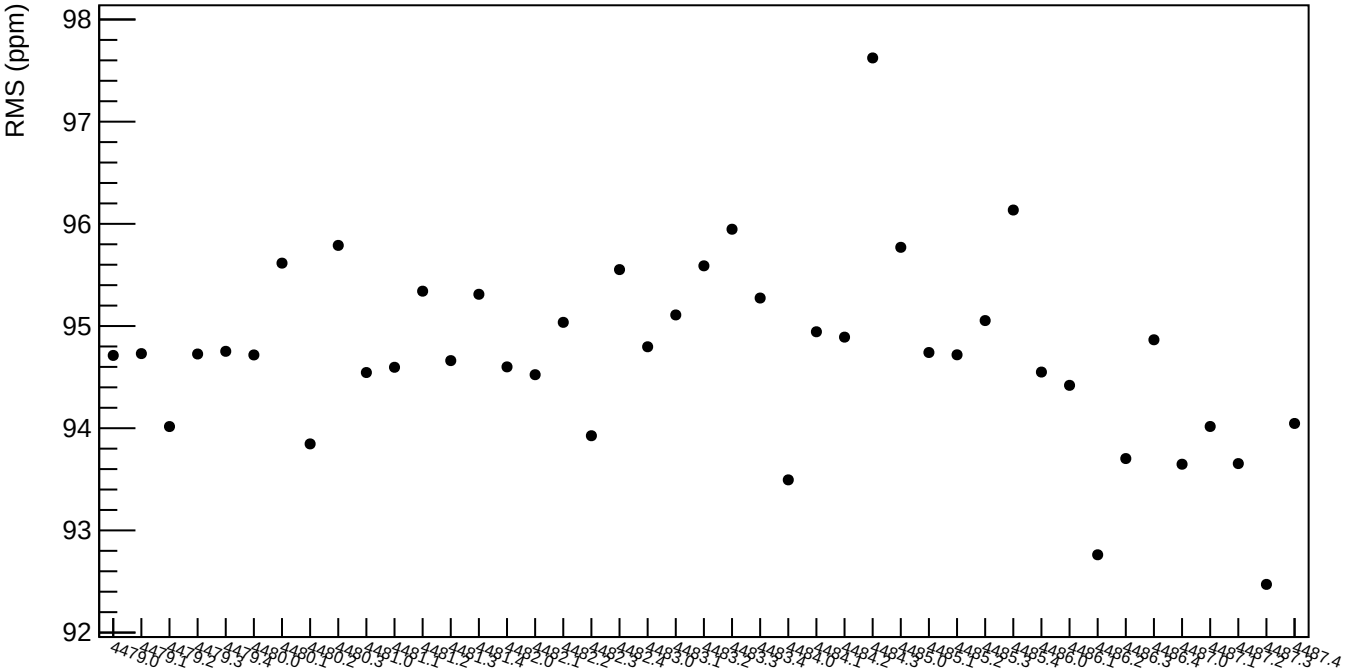

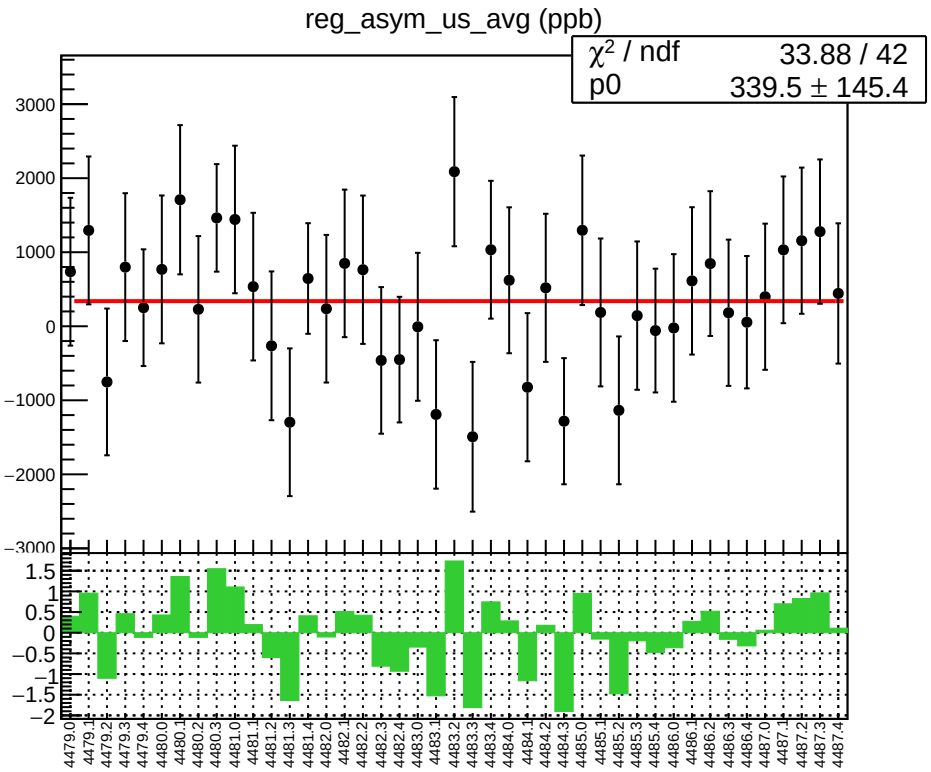
reg_asym_us_avg (ppb)
χ² / ndf 33.88 / 42
p0 339.5 ± 145.4

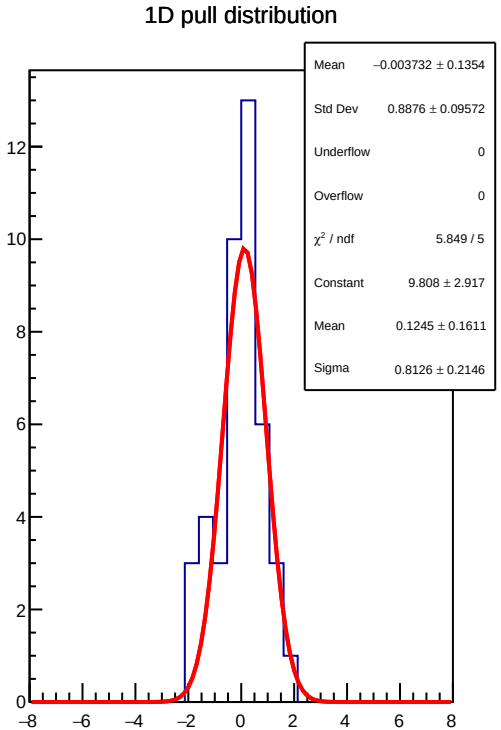
1D pull distribution
Mean −0.003732 ± 0.1354
Std Dev 0.8876 ± 0.09572
Underflow 0
Overflow 0
χ² / ndf 5.849 / 5
Constant 9.808 ± 2.917
Mean 0.1245 ± 0.1611
Sigma 0.8126 ± 0.2146

reg_asym_us_avg RMS (ppm)

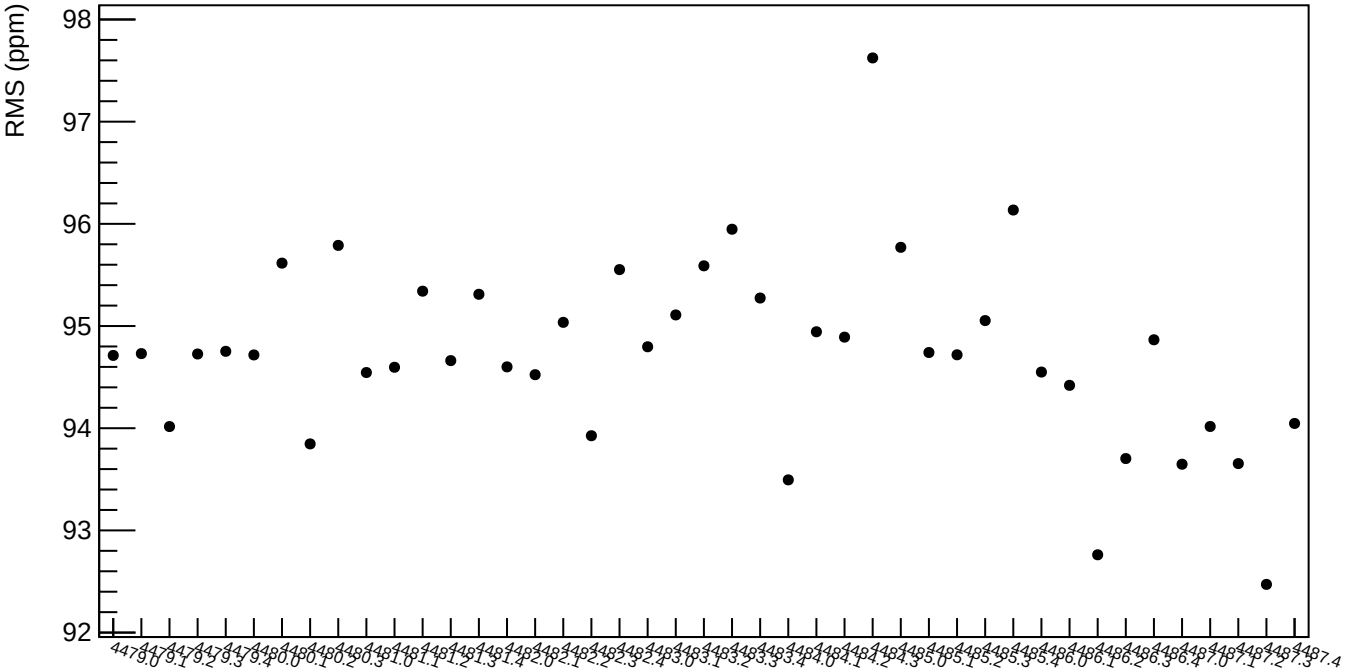

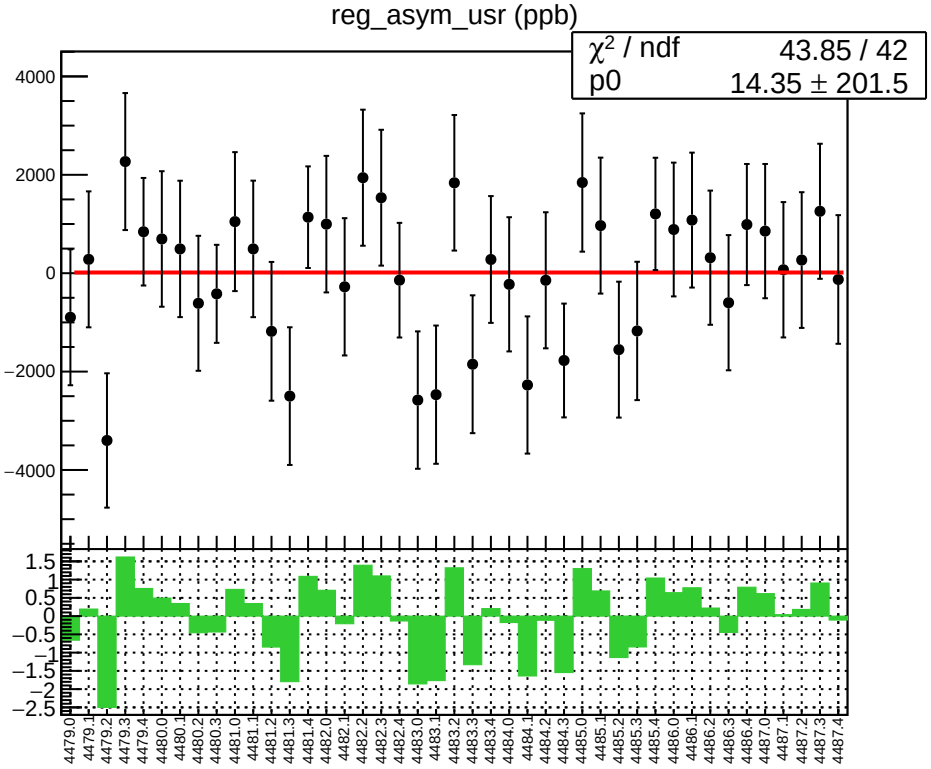
reg_asym_usr (ppb)
χ² / ndf 43.85 / 42
p0 14.35 ± 201.5
4000
2000
0
−2000
−4000
1.5
1
0.5
0
−0.5
−1
−1.5
−2
−2.5
4479.0
4479.1
4479.2
4479.3
4479.4
4480.0
4480.1
4480.2
4480.3
4481.0
4481.1
4481.2
4481.3
4481.4
4482.0
4482.1
4482.2
4482.3
4482.4
4483.0
4483.1
4483.2
4483.3
4483.4
4484.0
4484.1
4484.2
4484.3
4485.0
4485.1
4485.2
4485.3
4485.4
4486.0
4486.1
4486.2
4486.3
4486.4
4487.0
4487.1
4487.2
4487.3
4487.4

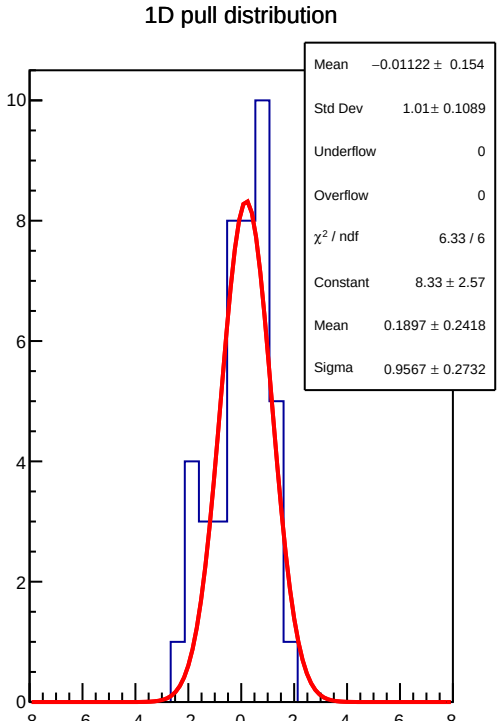
1D pull distribution
Mean −0.01122 ± 0.154
Std Dev 1.01± 0.1089
Underflow 0
Overflow 0
χ² / ndf 6.33 / 6
Constant 8.33 ± 2.57
Mean 0.1897 ± 0.2418
Sigma 0.9567 ± 0.2732
10
8
6
4
2
0
−8
−6
−4
−2
0
2
4
6
8

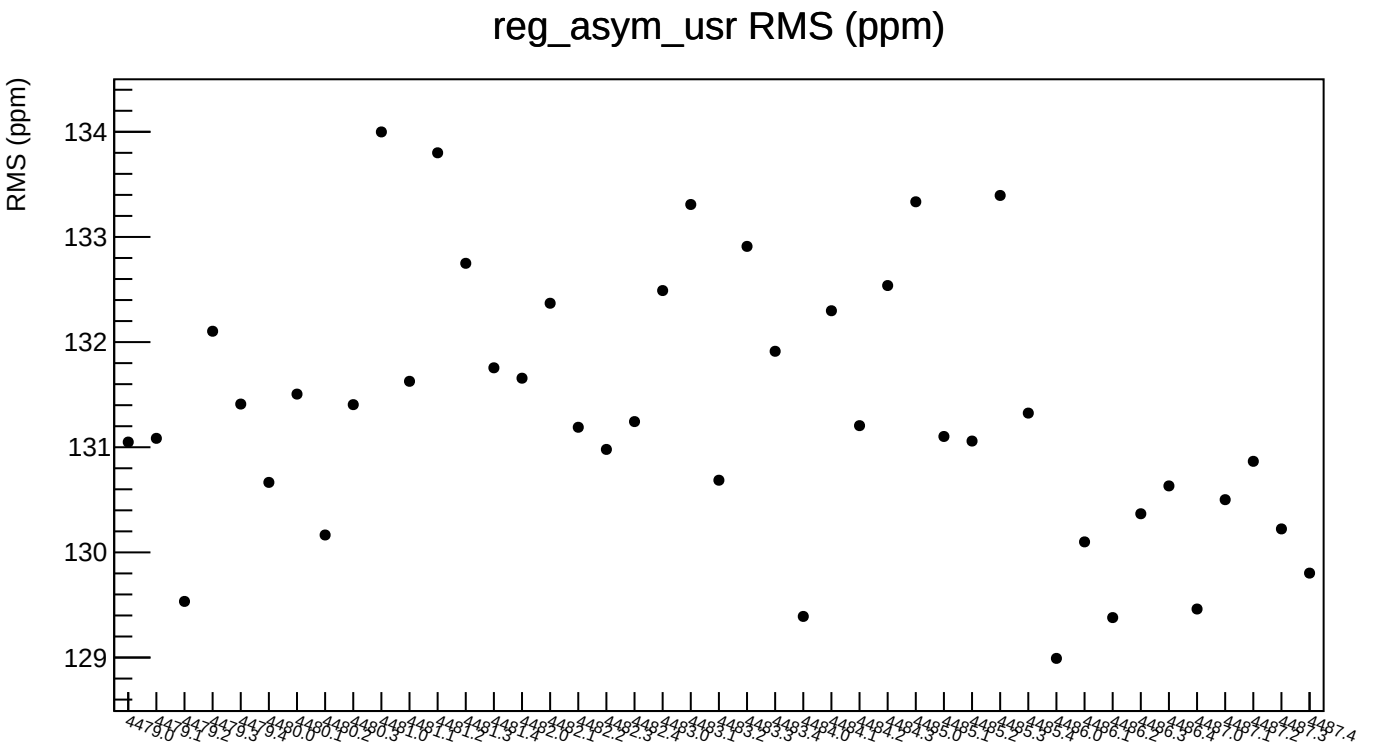
reg_asym_usr RMS (ppm)
RMS (ppm)
134
133
132
131
130
129

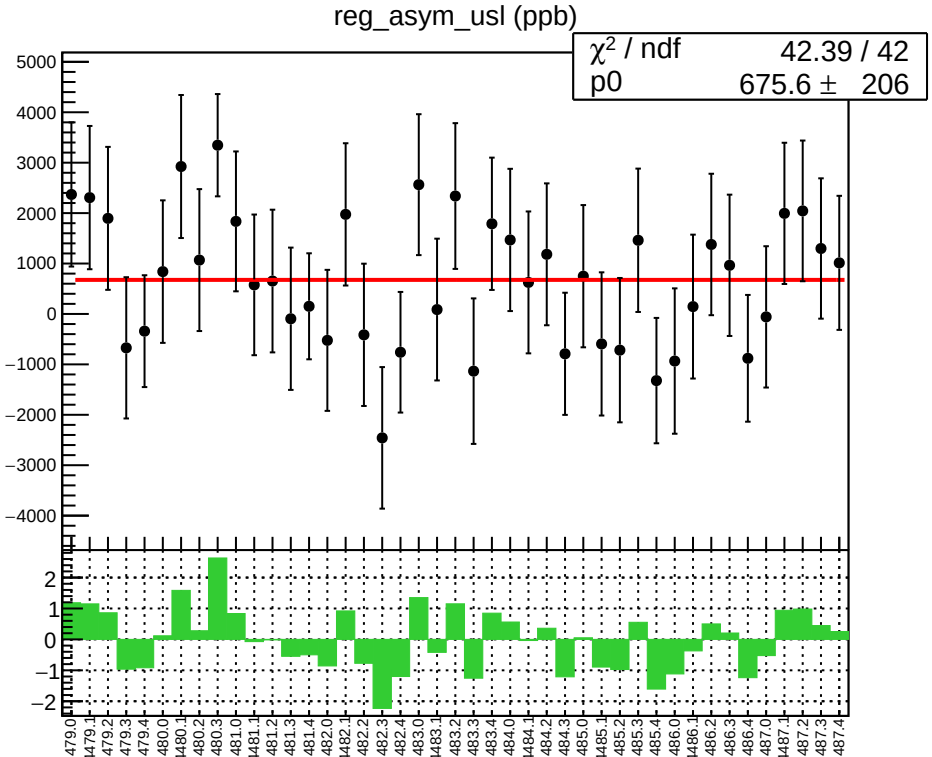
reg_asym_usl (ppb)
χ² / ndf 42.39 / 42
p0 675.6 ± 206

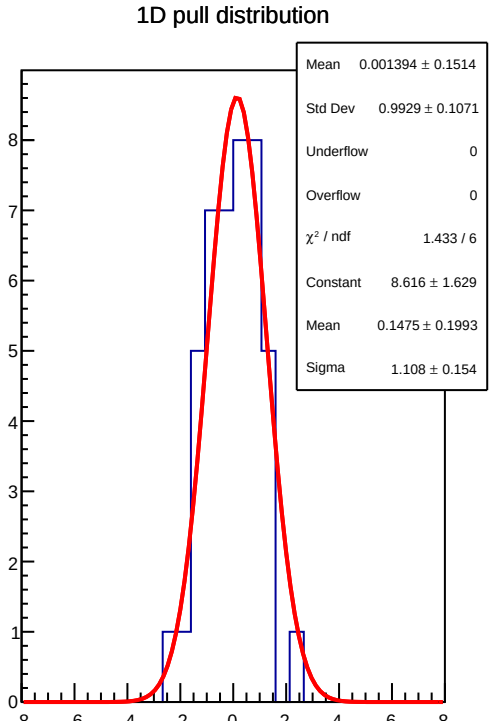
1D pull distribution
Mean 0.001394 ± 0.1514
Std Dev 0.9929 ± 0.1071
Underflow 0
Overflow 0
χ² / ndf 1.433 / 6
Constant 8.616 ± 1.629
Mean 0.1475 ± 0.1993
Sigma 1.108 ± 0.154

reg_asym_usl RMS (ppm)

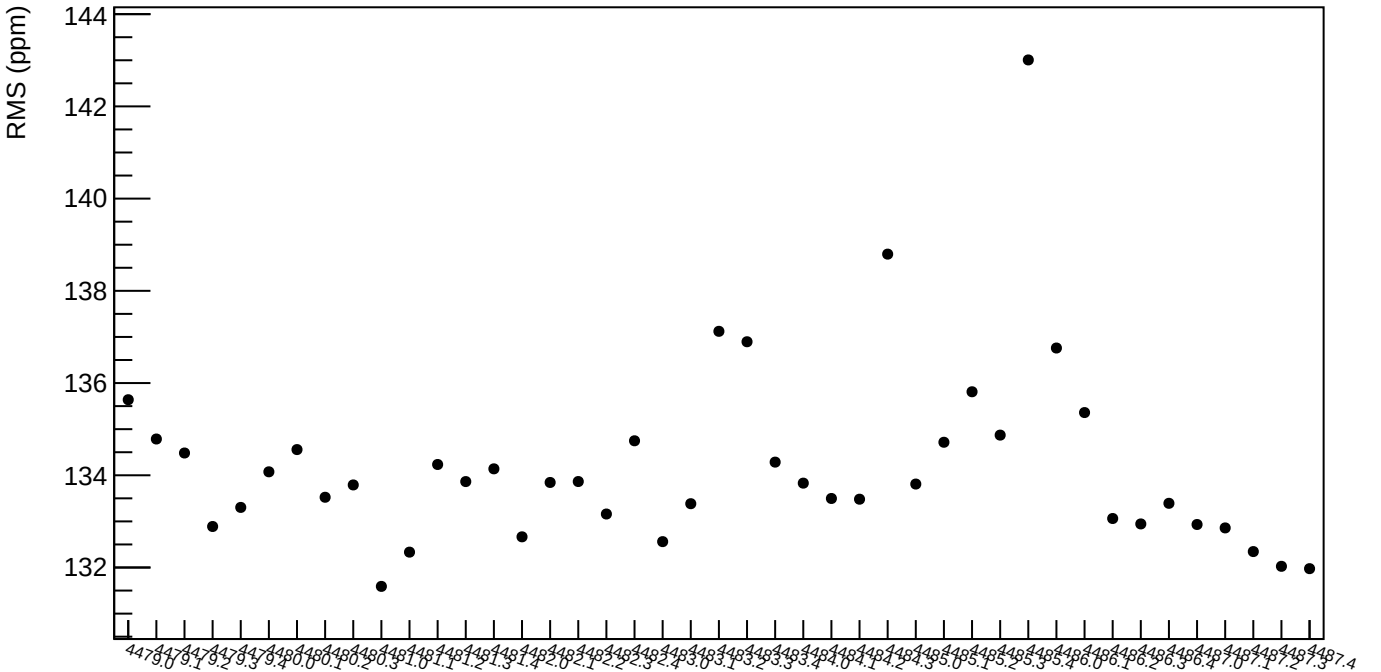

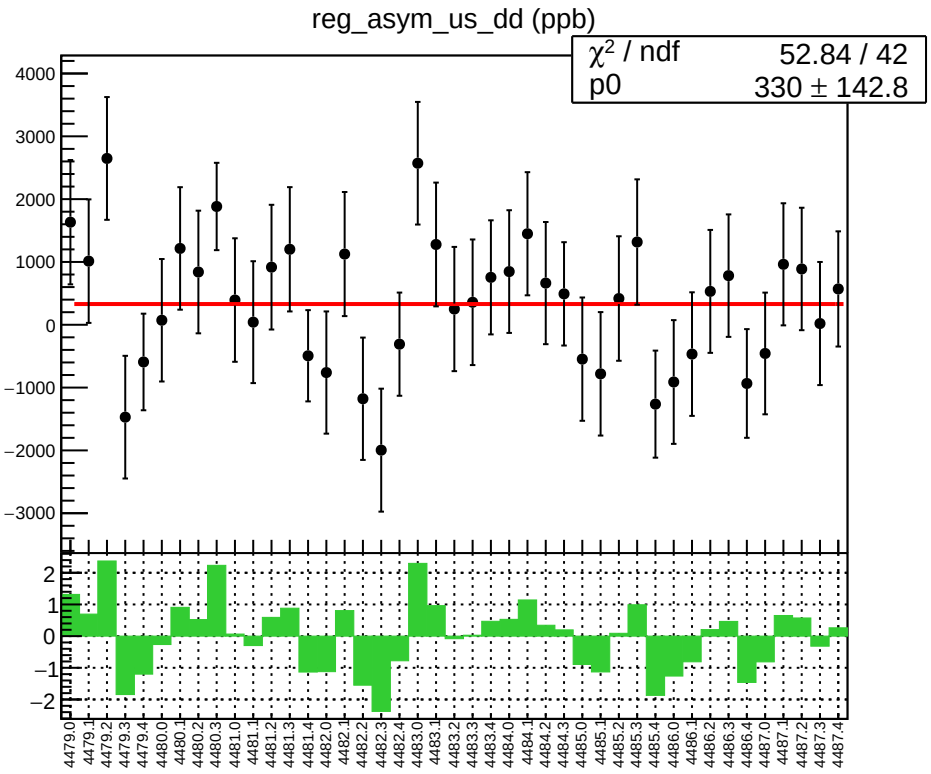
reg_asym_us_dd (ppb)
χ² / ndf 52.84 / 42
p0 330 ± 142.8

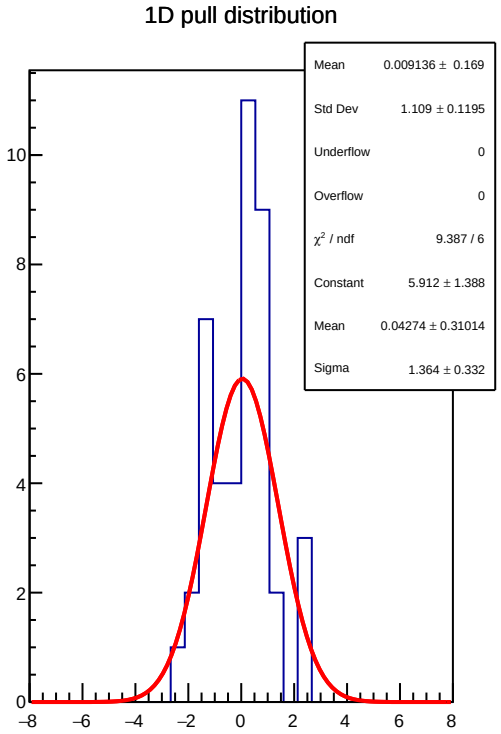
1D pull distribution
Mean 0.009136 ± 0.169
Std Dev 1.109 ± 0.1195
Underflow 0
Overflow 0
χ² / ndf 9.387 / 6
Constant 5.912 ± 1.388
Mean 0.04274 ± 0.31014
Sigma 1.364 ± 0.332

reg_asym_us_dd RMS (ppm)

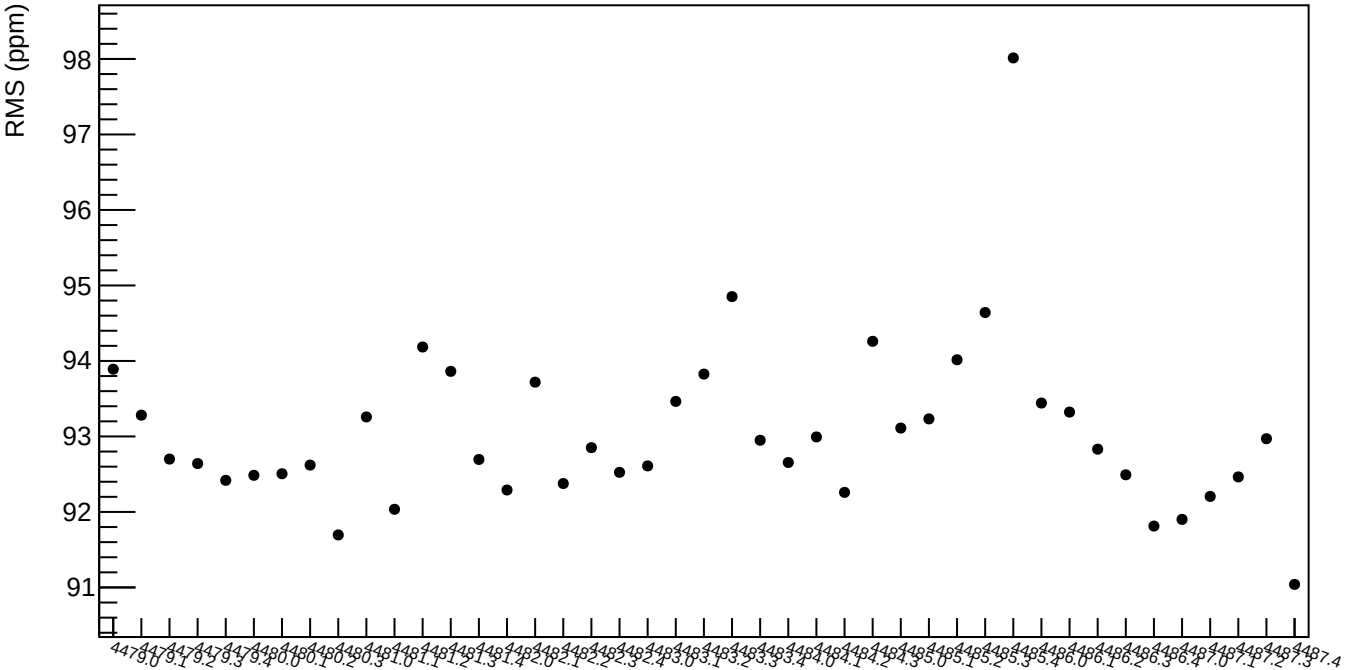

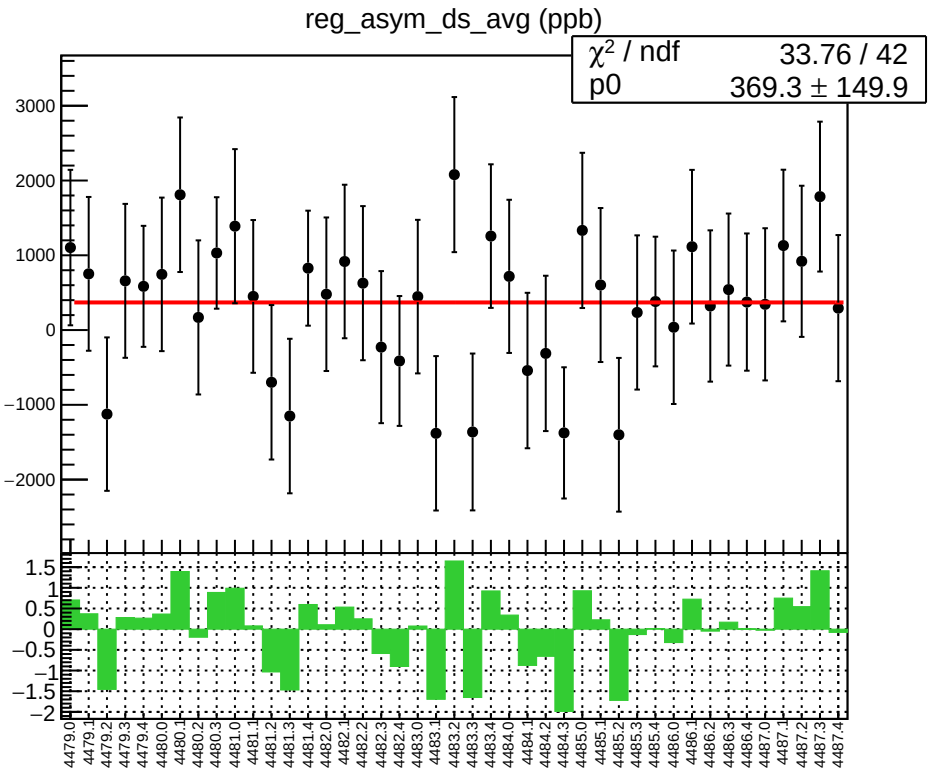
reg_asym_ds_avg (ppb)
χ² / ndf 33.76 / 42
p0 369.3 ± 149.9
3000
2000
1000
0
−1000
−2000
1.5
1
0.5
0
−0.5
−1
−1.5
−2
4479.0
4479.1
4479.2
4479.3
4479.4
4480.0
4480.1
4480.2
4480.3
4481.0
4481.1
4481.2
4481.3
4481.4
4482.0
4482.1
4482.2
4482.3
4482.4
4483.0
4483.1
4483.2
4483.3
4483.4
4484.0
4484.1
4484.2
4484.3
4485.0
4485.1
4485.2
4485.3
4485.4
4486.0
4486.1
4486.2
4486.3
4486.4
4487.0
4487.1
4487.2
4487.3
4487.4

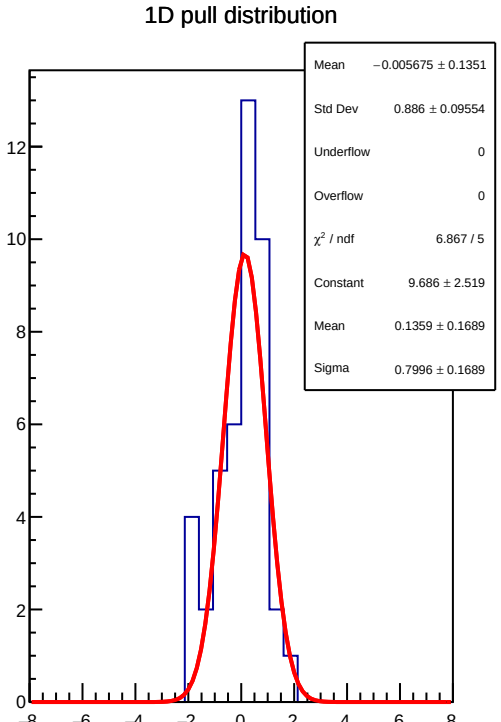
1D pull distribution
Mean −0.005675 ± 0.1351
Std Dev 0.886 ± 0.09554
Underflow 0
Overflow 0
χ² / ndf 6.867 / 5
Constant 9.686 ± 2.519
Mean 0.1359 ± 0.1689
Sigma 0.7996 ± 0.1689
12
10
8
6
4
2
0
−8
−6
−4
−2
0
2
4
6
8

reg_asym_ds_avg RMS (ppm)

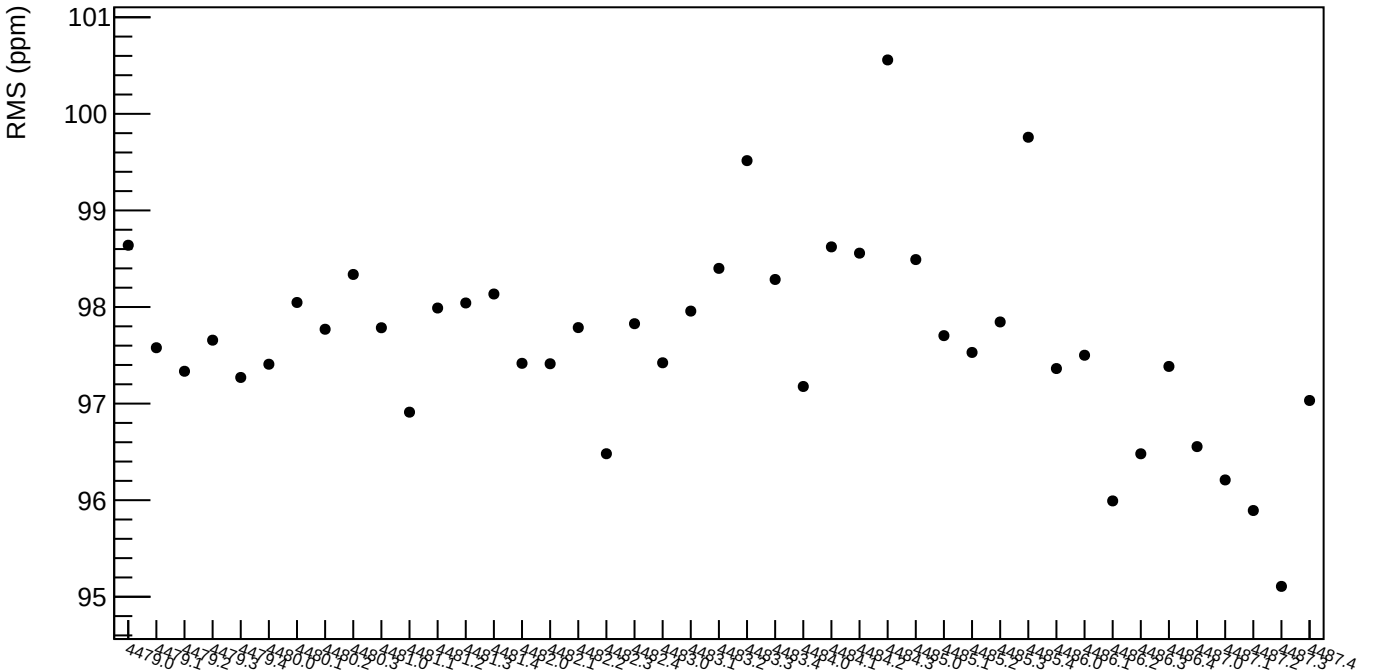

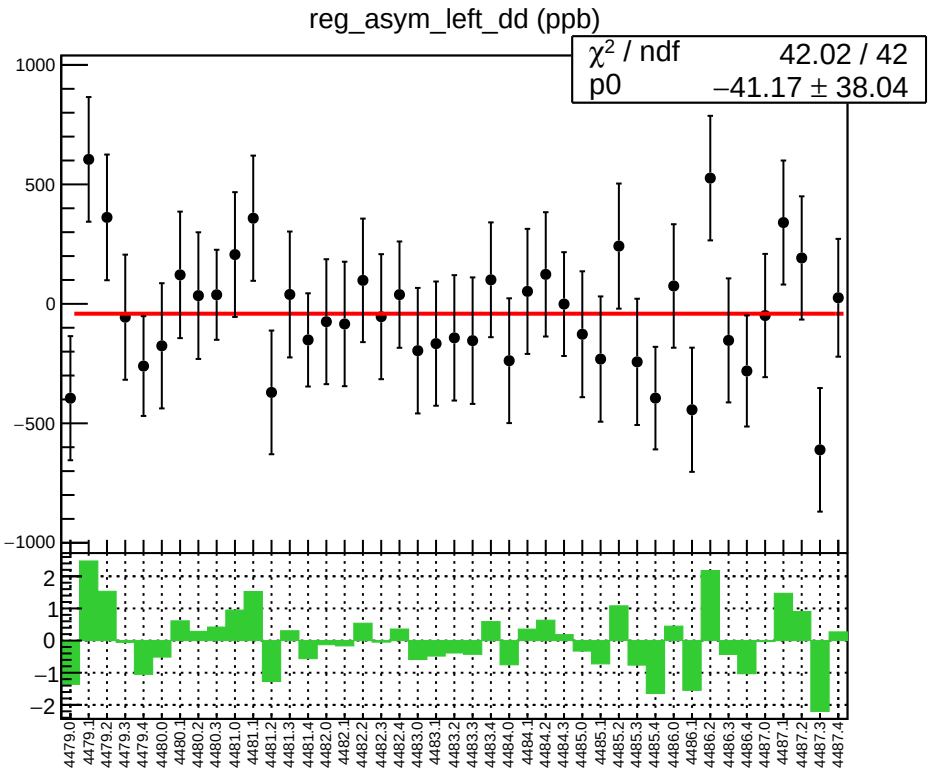
reg_asym_left_dd (ppb)
χ² / ndf 42.02 / 42
p0 −41.17 ± 38.04
1000
500
0
−500
−1000
2
1
0
−1
−2
4479.0
4479.1
4479.2
4479.3
4479.4
4480.0
4480.1
4480.2
4480.3
4481.0
4481.1
4481.2
4481.3
4481.4
4482.0
4482.1
4482.2
4482.3
4482.4
4483.0
4483.1
4483.2
4483.3
4483.4
4484.0
4484.1
4484.2
4484.3
4485.0
4485.1
4485.2
4485.3
4485.4
4486.0
4486.1
4486.2
4486.3
4486.4
4487.0
4487.1
4487.2
4487.3
4487.4

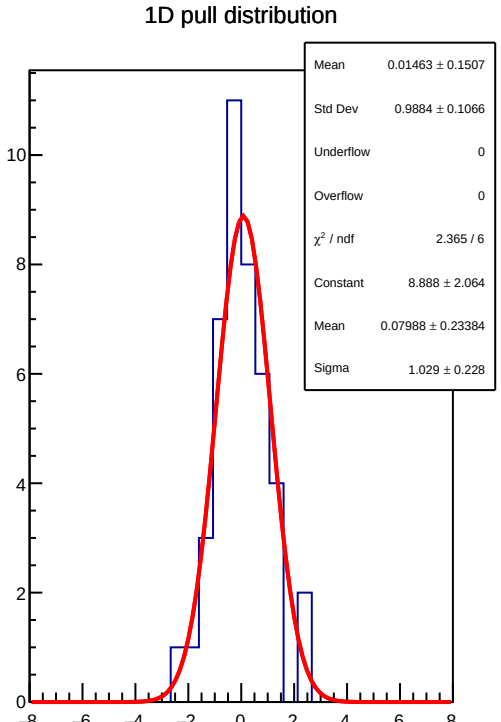
1D pull distribution
Mean 0.01463 ± 0.1507
Std Dev 0.9884 ± 0.1066
Underflow 0
Overflow 0
χ² / ndf 2.365 / 6
Constant 8.888 ± 2.064
Mean 0.07988 ± 0.23384
Sigma 1.029 ± 0.228
10
8
6
4
2
0
−8
−6
−4
−2
0
2
4
6
8

reg_asym_left_dd RMS (ppm)

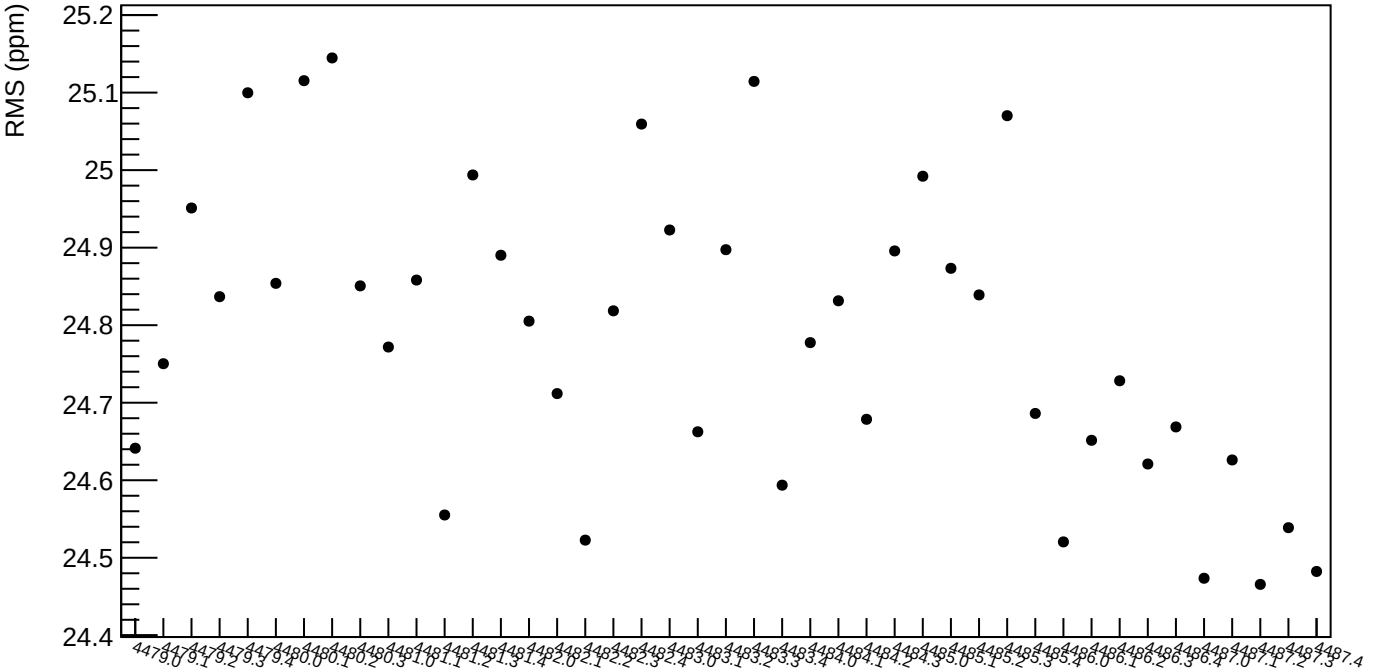

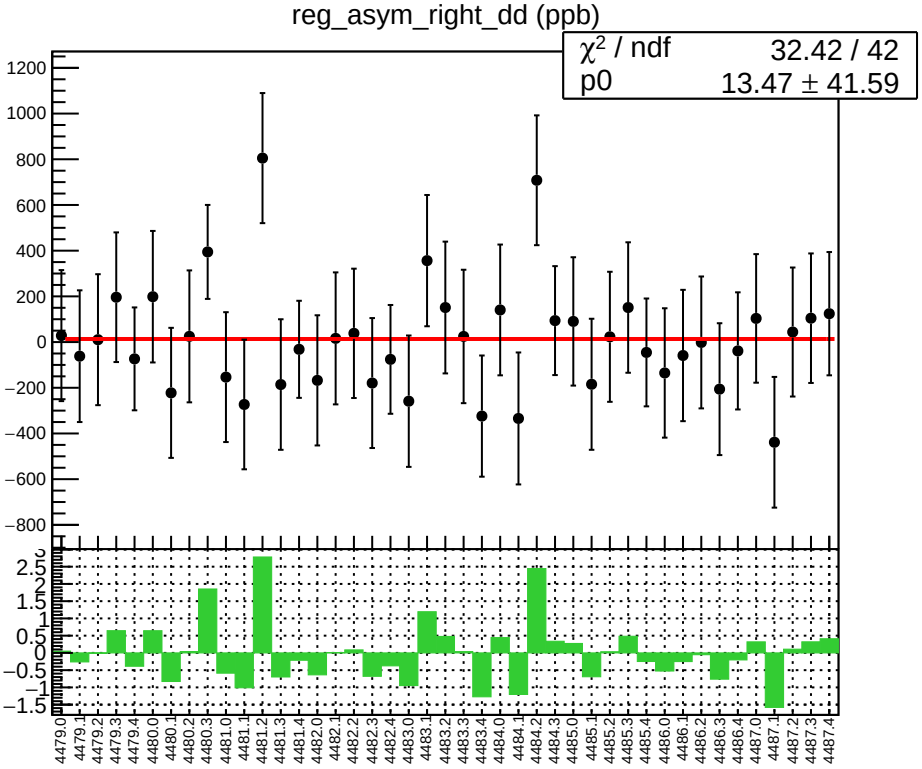
reg_asym_right_dd (ppb)
χ² / ndf 32.42 / 42
p0 13.47 ± 41.59

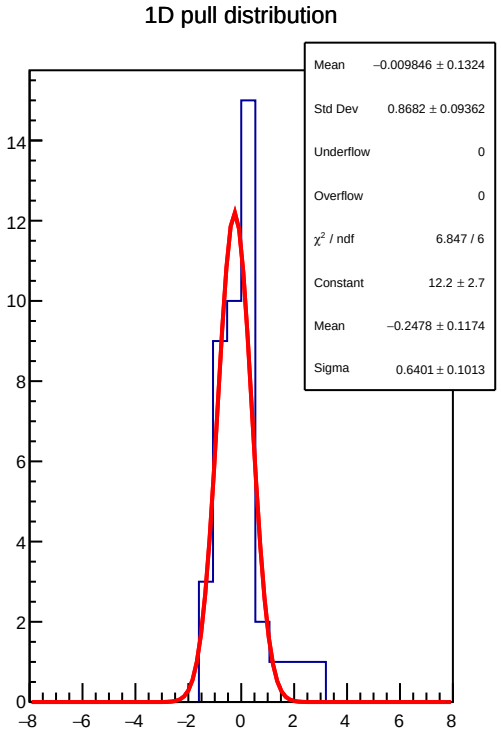
1D pull distribution
Mean −0.009846 ± 0.1324
Std Dev 0.8682 ± 0.09362
Underflow 0
Overflow 0
χ² / ndf 6.847 / 6
Constant 12.2 ± 2.7
Mean −0.2478 ± 0.1174
Sigma 0.6401 ± 0.1013
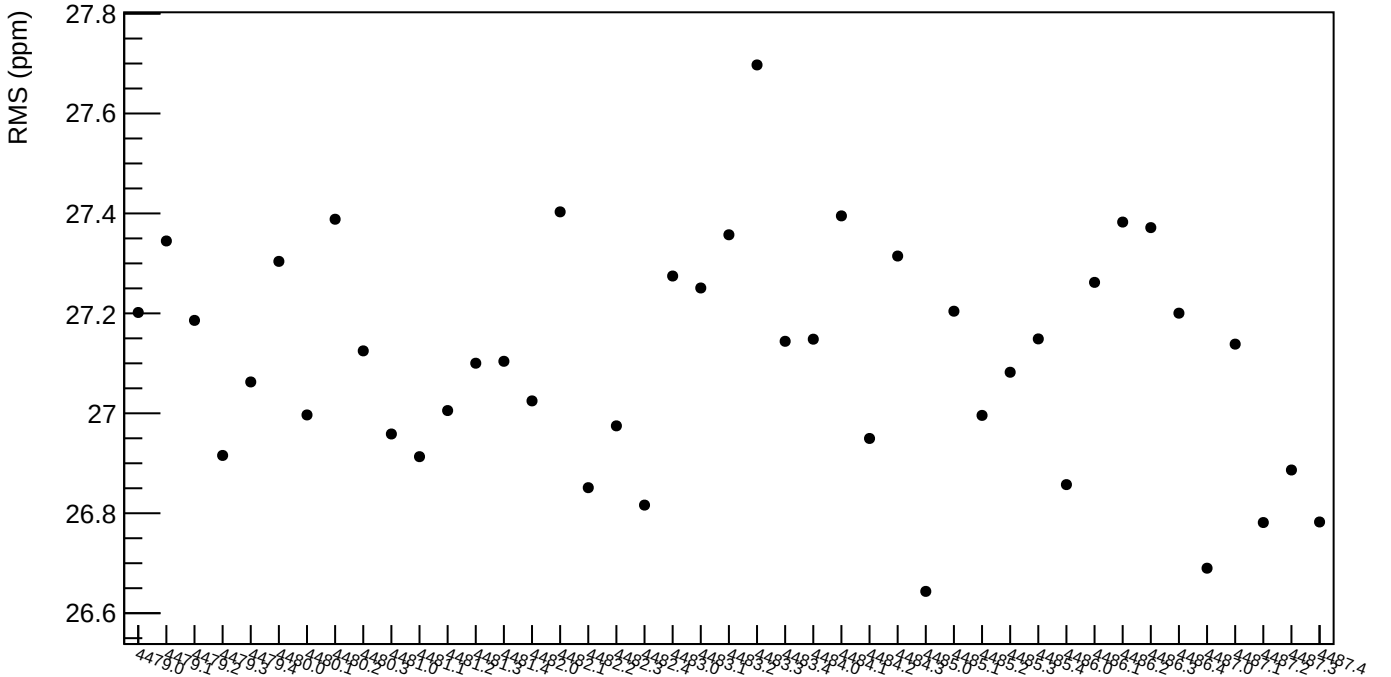
reg_asym_right_dd RMS (ppm)