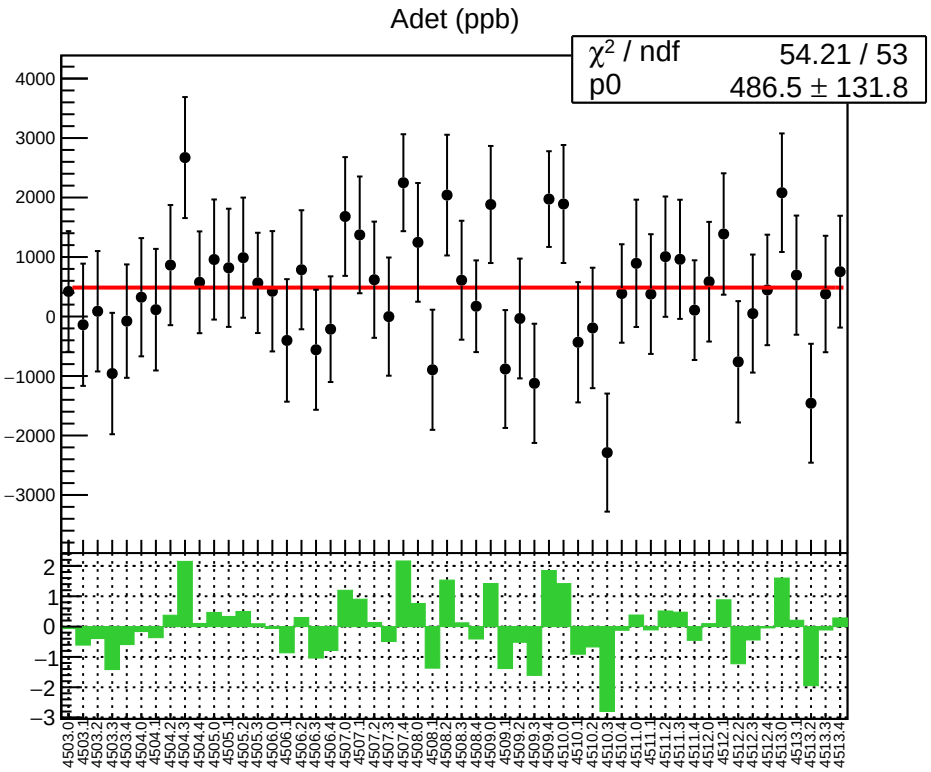
Adet (ppb)
χ² / ndf 54.21 / 53
p0 486.5 ± 131.8

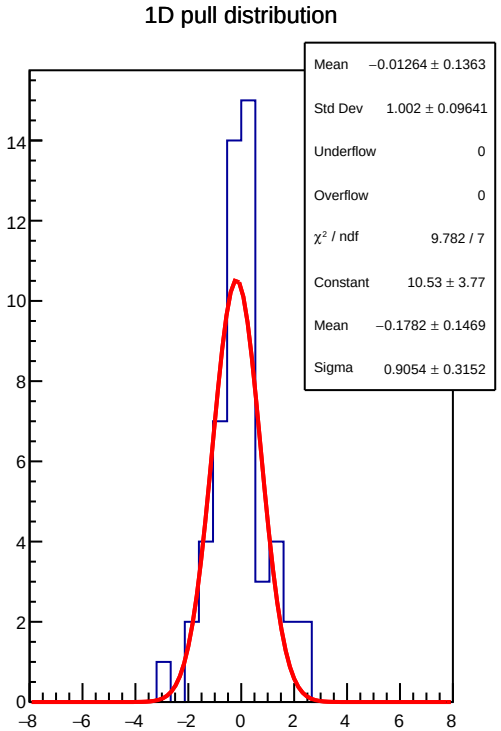
1D pull distribution
Mean −0.01264 ± 0.1363
Std Dev 1.002 ± 0.09641
Underflow 0
Overflow 0
χ² / ndf 9.782 / 7
Constant 10.53 ± 3.77
Mean −0.1782 ± 0.1469
Sigma 0.9054 ± 0.3152

Adet RMS (ppm)

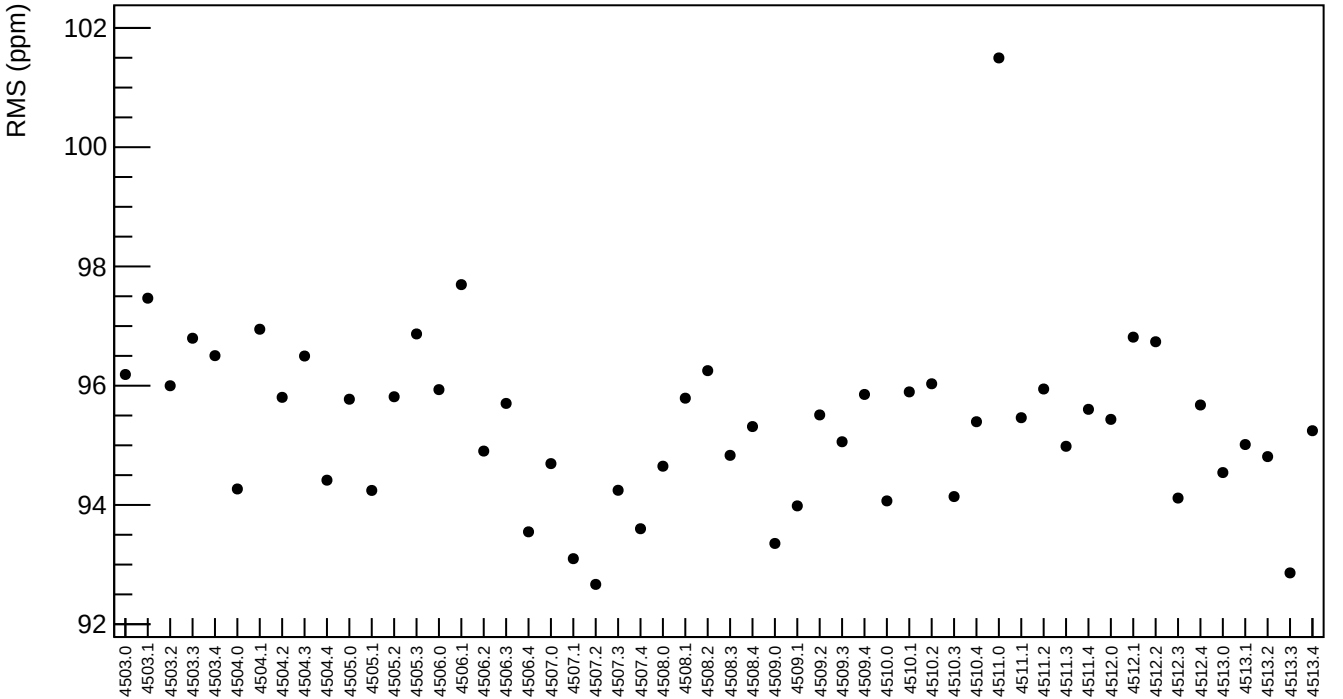
RMS (ppm)
102
100
98
96
94
92
4503.0
4503.1
4503.2
4503.3
4503.4
4504.0
4504.1
4504.2
4504.3
4504.4
4505.0
4505.1
4505.2
4505.3
4506.0
4506.1
4506.2
4506.3
4506.4
4507.0
4507.1
4507.2
4507.3
4507.4
4508.0
4508.1
4508.2
4508.3
4508.4
4509.0
4509.1
4509.2
4509.3
4509.4
4510.0
4510.1
4510.2
4510.3
4510.4
4511.0
4511.1
4511.2
4511.3
4511.4
4512.0
4512.1
4512.2
4512.3
4512.4
4513.0
4513.1
4513.2
4513.3
4513.4

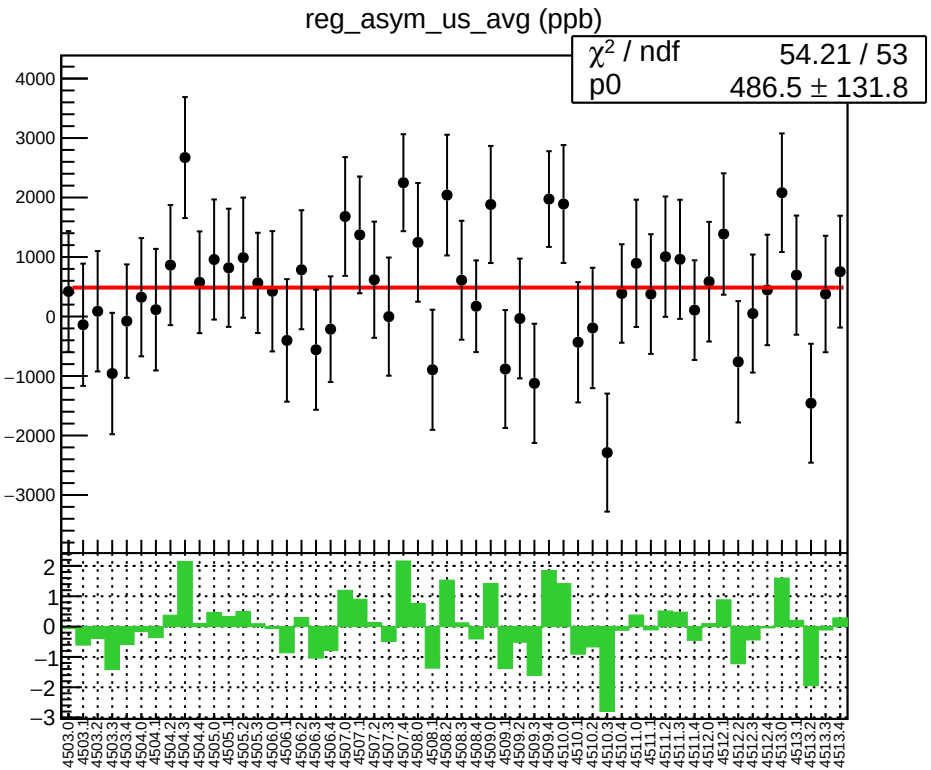
reg_asym_us_avg (ppb)
χ² / ndf 54.21 / 53
p0 486.5 ± 131.8

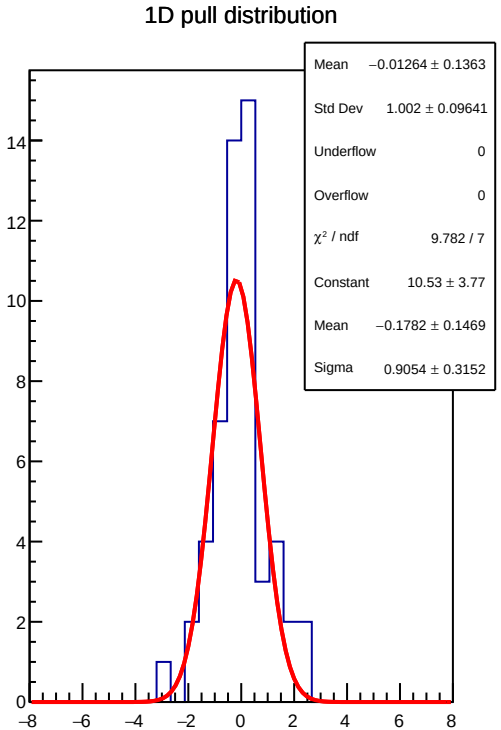
1D pull distribution
Mean −0.01264 ± 0.1363
Std Dev 1.002 ± 0.09641
Underflow 0
Overflow 0
χ² / ndf 9.782 / 7
Constant 10.53 ± 3.77
Mean −0.1782 ± 0.1469
Sigma 0.9054 ± 0.3152

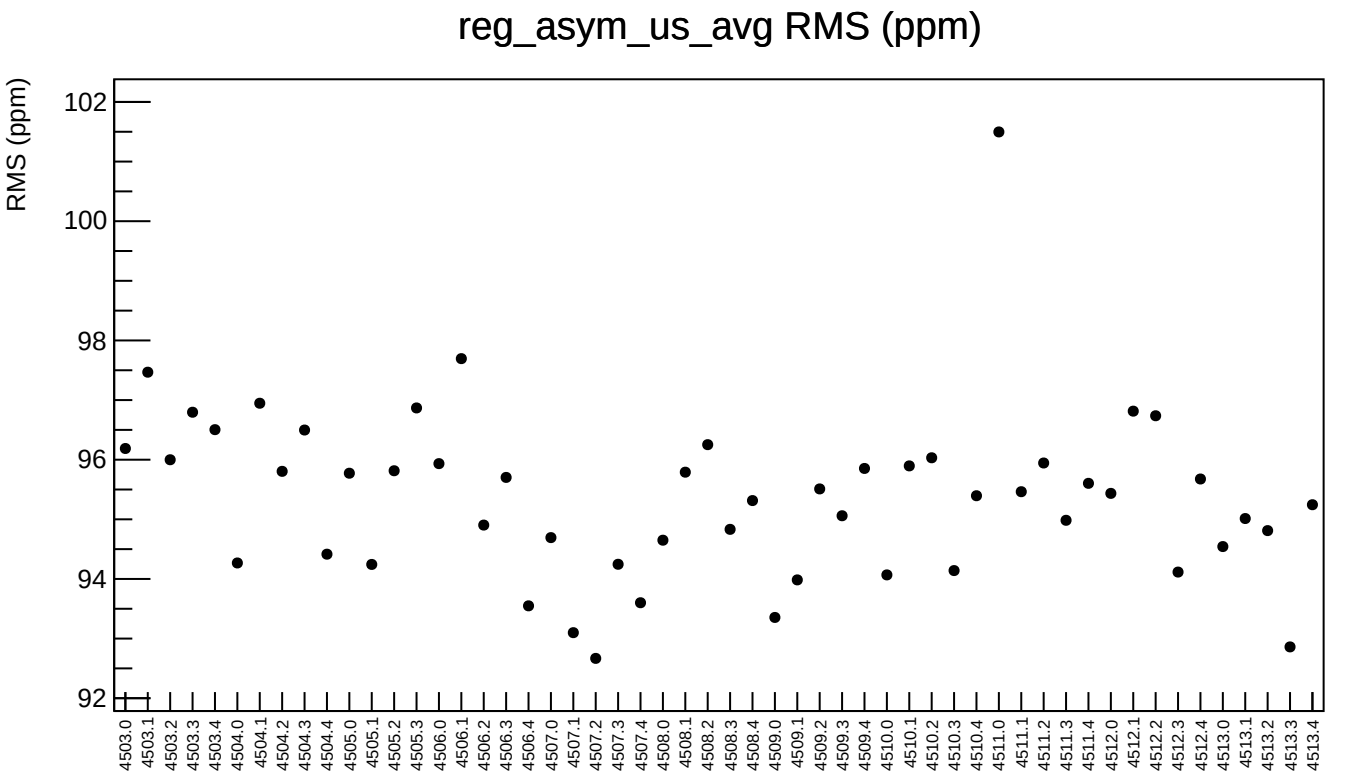
reg_asym_us_avg RMS (ppm)
RMS (ppm)
102
100
98
96
94
92
4503.0
4503.1
4503.2
4503.3
4503.4
4504.0
4504.1
4504.2
4504.3
4504.4
4505.0
4505.1
4505.2
4505.3
4506.0
4506.1
4506.2
4506.3
4506.4
4507.0
4507.1
4507.2
4507.3
4507.4
4508.0
4508.1
4508.2
4508.3
4508.4
4509.0
4509.1
4509.2
4509.3
4509.4
4510.0
4510.1
4510.2
4510.3
4510.4
4511.0
4511.1
4511.2
4511.3
4511.4
4512.0
4512.1
4512.2
4512.3
4512.4
4513.0
4513.1
4513.2
4513.3
4513.4

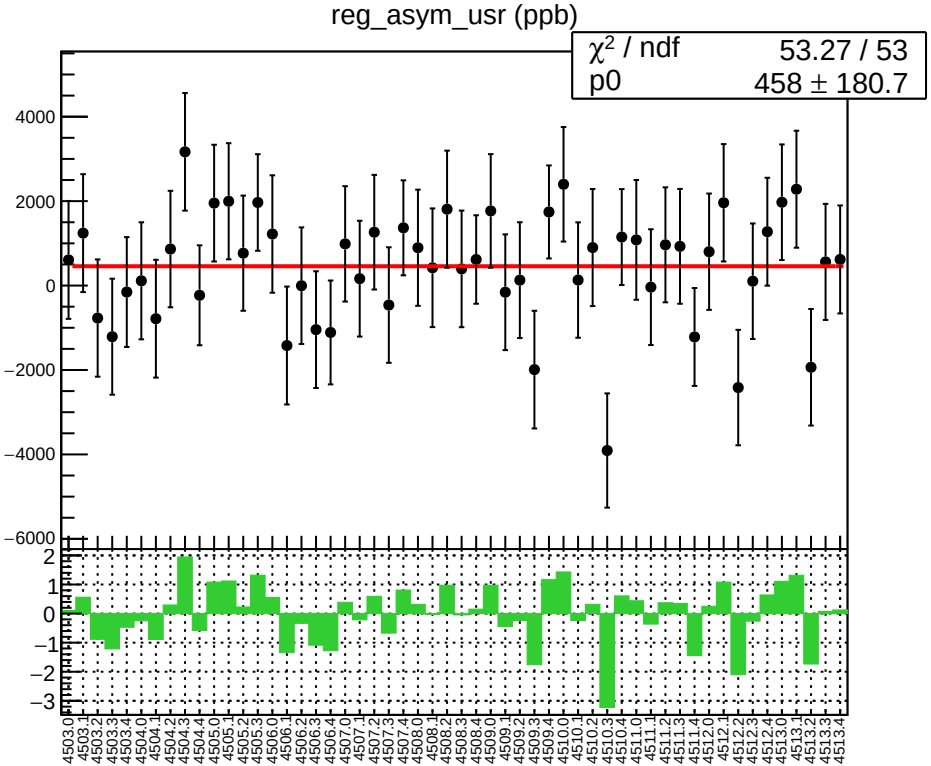
reg_asym_usr (ppb)
χ² / ndf 53.27 / 53
p0 458 ± 180.7
4000
2000
0
−2000
−4000
−6000
2
1
0
−1
−2
−3
4503.0
4503.1
4503.2
4503.3
4503.4
4504.0
4504.1
4504.2
4504.3
4504.4
4505.0
4505.1
4505.2
4505.3
4506.0
4506.1
4506.2
4506.3
4506.4
4507.0
4507.1
4507.2
4507.3
4507.4
4508.0
4508.1
4508.2
4508.3
4508.4
4509.0
4509.1
4509.2
4509.3
4509.4
4510.0
4510.1
4510.2
4510.3
4510.4
4511.0
4511.1
4511.2
4511.3
4511.4
4512.0
4512.1
4512.2
4512.3
4512.4
4513.0
4513.1
4513.2
4513.3
4513.4

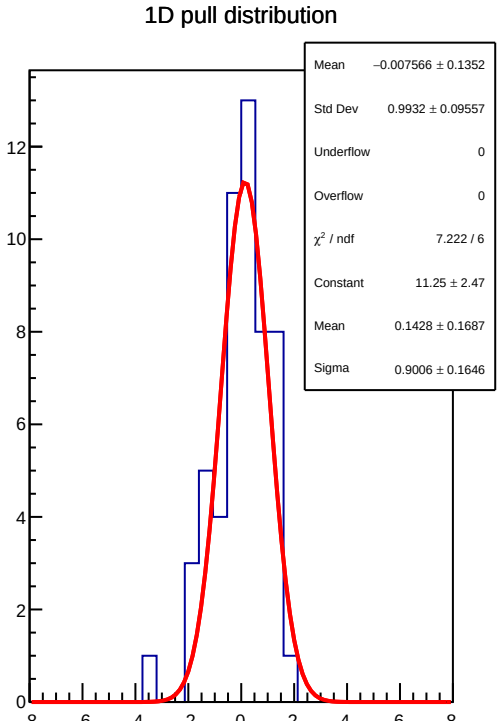
1D pull distribution
Mean −0.007566 ± 0.1352
Std Dev 0.9932 ± 0.09557
Underflow 0
Overflow 0
χ² / ndf 7.222 / 6
Constant 11.25 ± 2.47
Mean 0.1428 ± 0.1687
Sigma 0.9006 ± 0.1646
12
10
8
6
4
2
0
−8
−6
−4
−2
0
2
4
6
8

reg_asym_usr RMS (ppm)

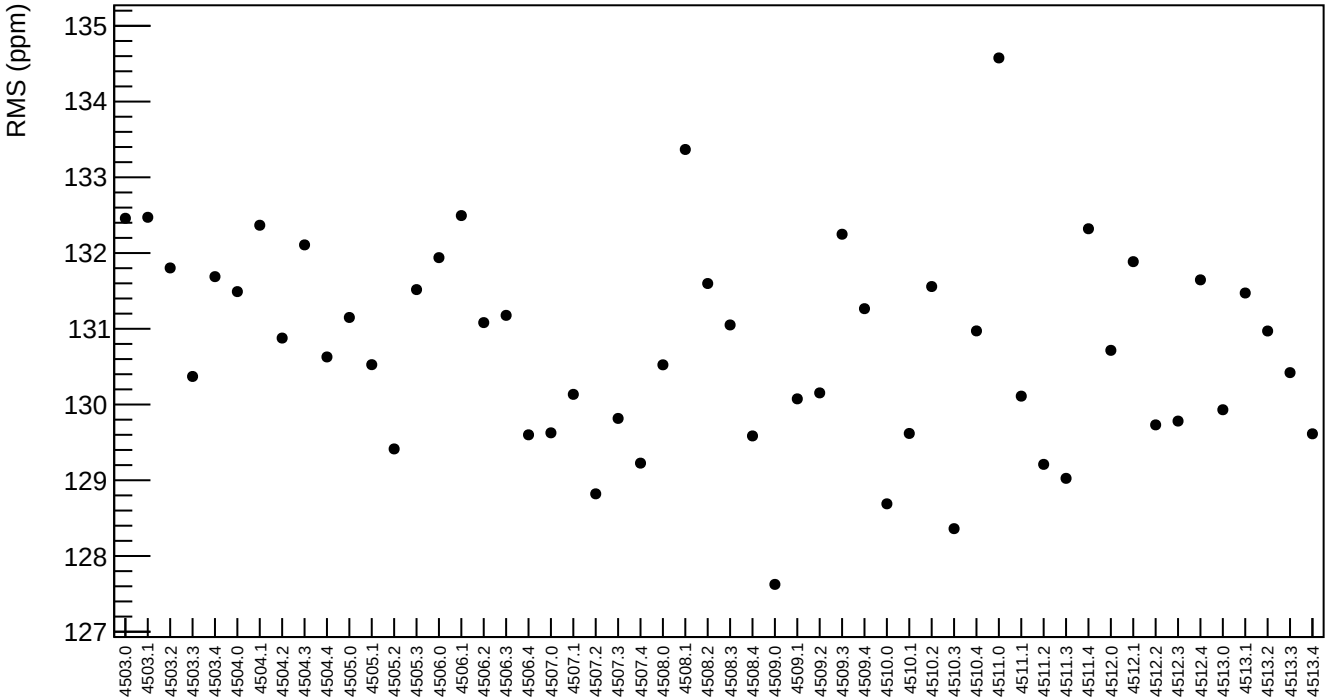

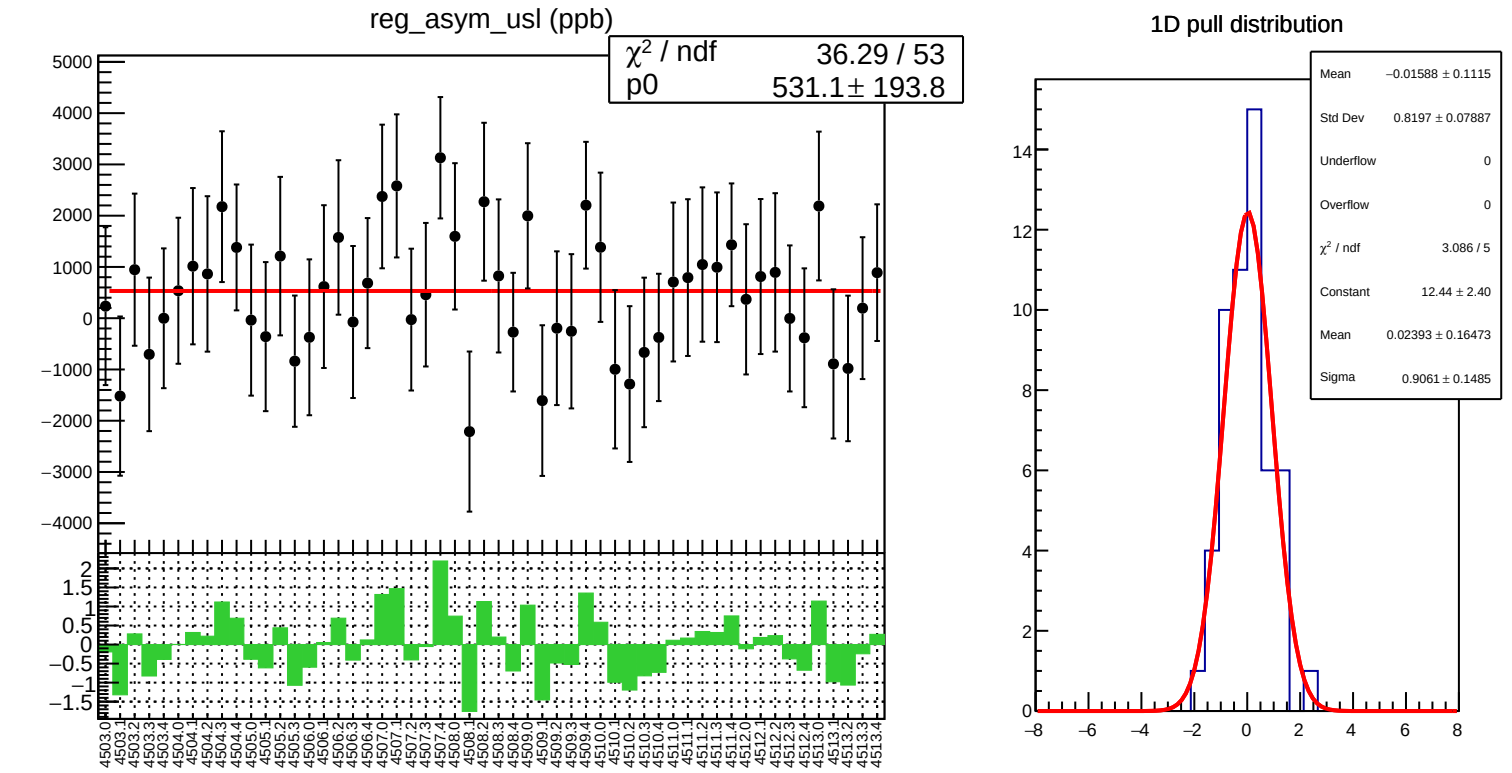
reg_asym_usl (ppb)
χ² / ndf 36.29 / 53
p0 531.1 ± 193.8
1D pull distribution
Mean −0.01588 ± 0.1115
Std Dev 0.8197 ± 0.07887
Underflow 0
Overflow 0
χ² / ndf 3.086 / 5
Constant 12.44 ± 2.40
Mean 0.02393 ± 0.16473
Sigma 0.9061 ± 0.1485

reg_asym_usl RMS (ppm)

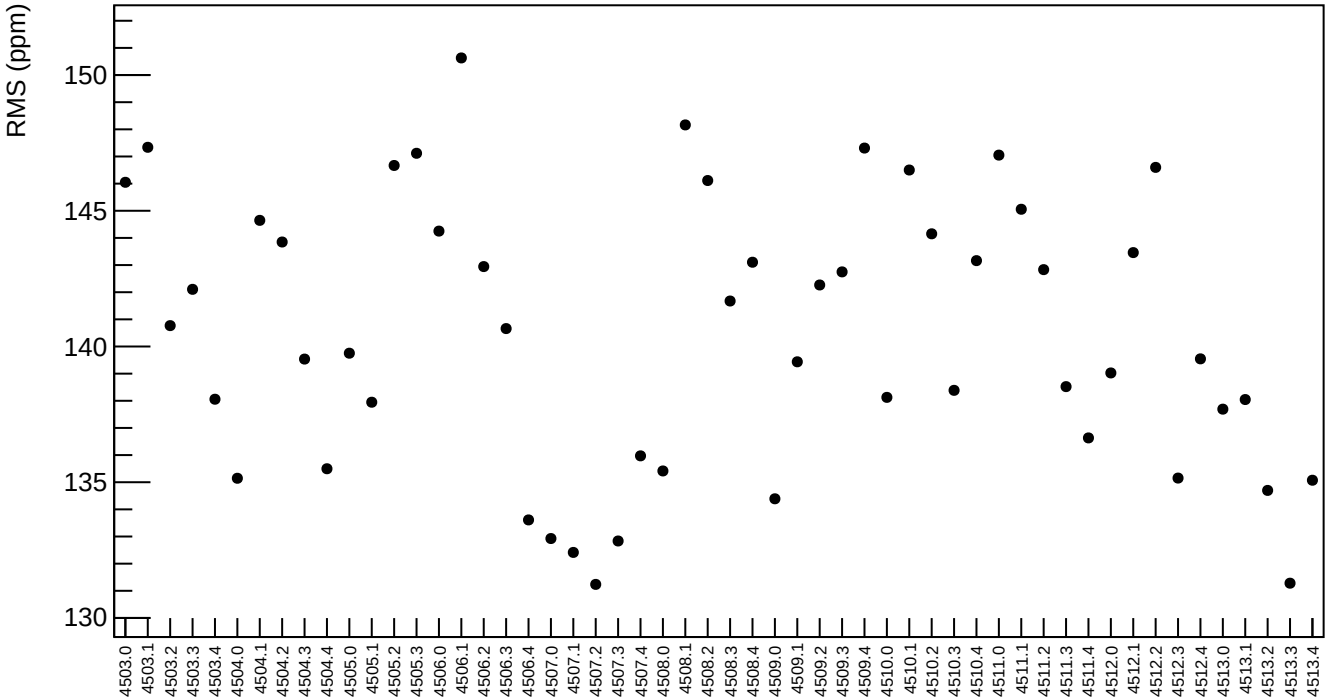

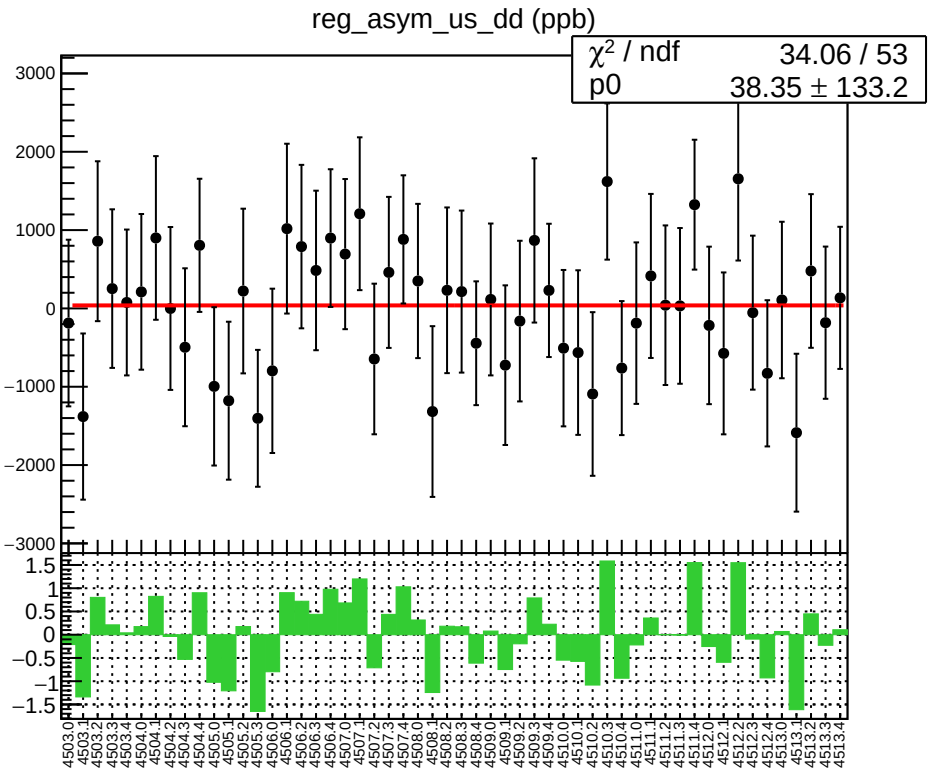
reg_asym_us_dd (ppb)
χ² / ndf 34.06 / 53
p0 38.35 ± 133.2

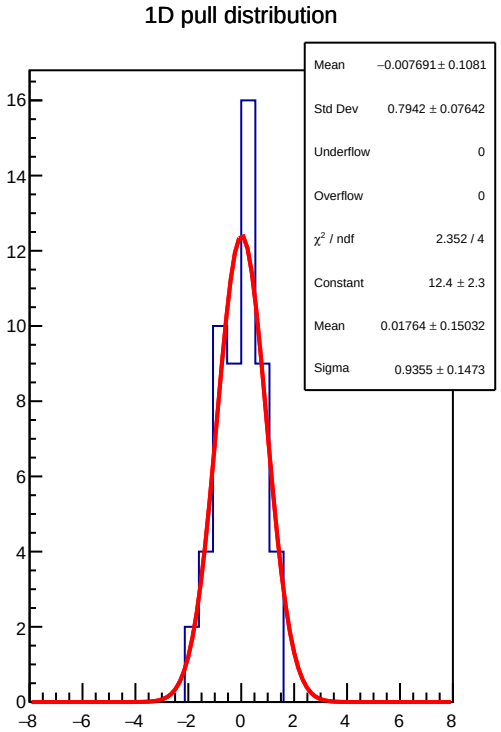
1D pull distribution
Mean −0.007691 ± 0.1081
Std Dev 0.7942 ± 0.07642
Underflow 0
Overflow 0
χ² / ndf 2.352 / 4
Constant 12.4 ± 2.3
Mean 0.01764 ± 0.15032
Sigma 0.9355 ± 0.1473

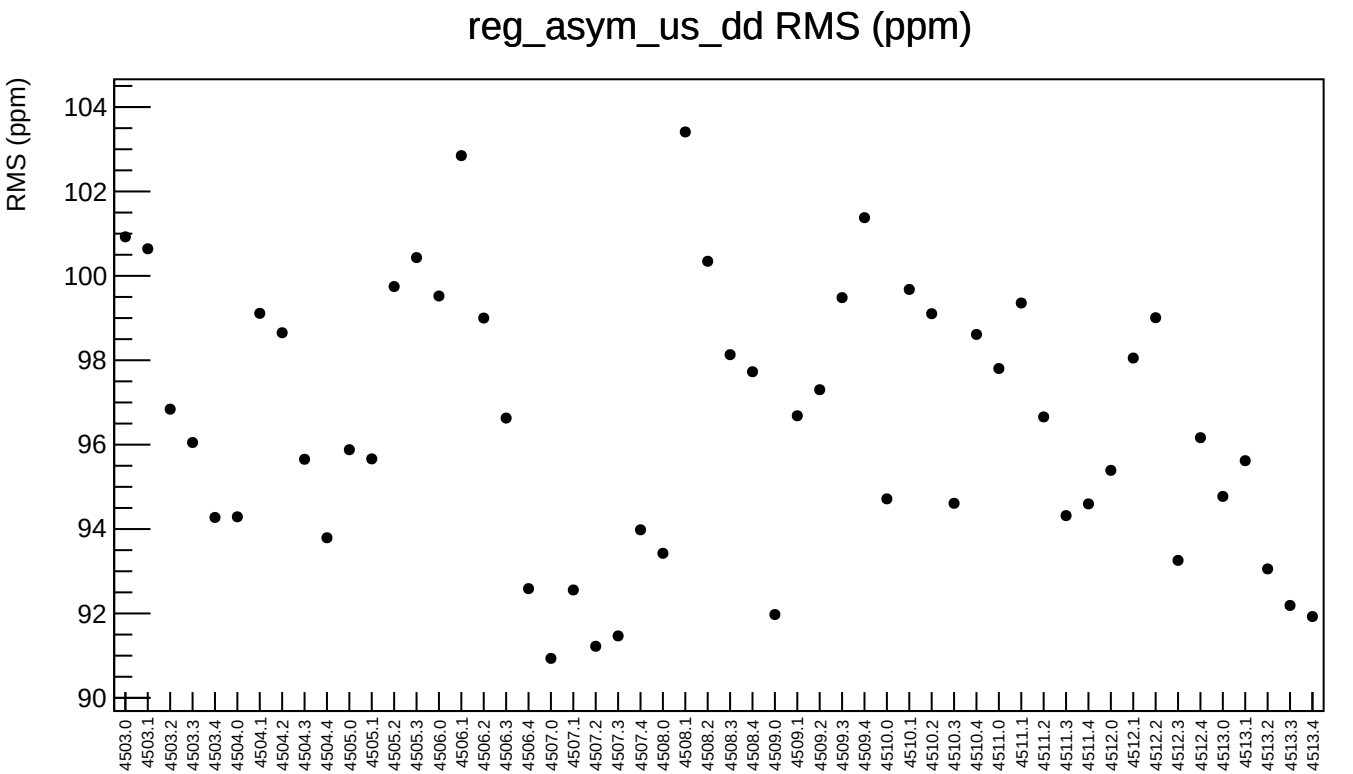
reg_asym_us_dd RMS (ppm)
RMS (ppm)
104
102
100
98
96
94
92
90
4503.0
4503.1
4503.2
4503.3
4503.4
4504.0
4504.1
4504.2
4504.3
4504.4
4505.0
4505.1
4505.2
4505.3
4506.0
4506.1
4506.2
4506.3
4506.4
4507.0
4507.1
4507.2
4507.3
4507.4
4508.0
4508.1
4508.2
4508.3
4508.4
4509.0
4509.1
4509.2
4509.3
4509.4
4510.0
4510.1
4510.2
4510.3
4510.4
4511.0
4511.1
4511.2
4511.3
4511.4
4512.0
4512.1
4512.2
4512.3
4512.4
4513.0
4513.1
4513.2
4513.3
4513.4

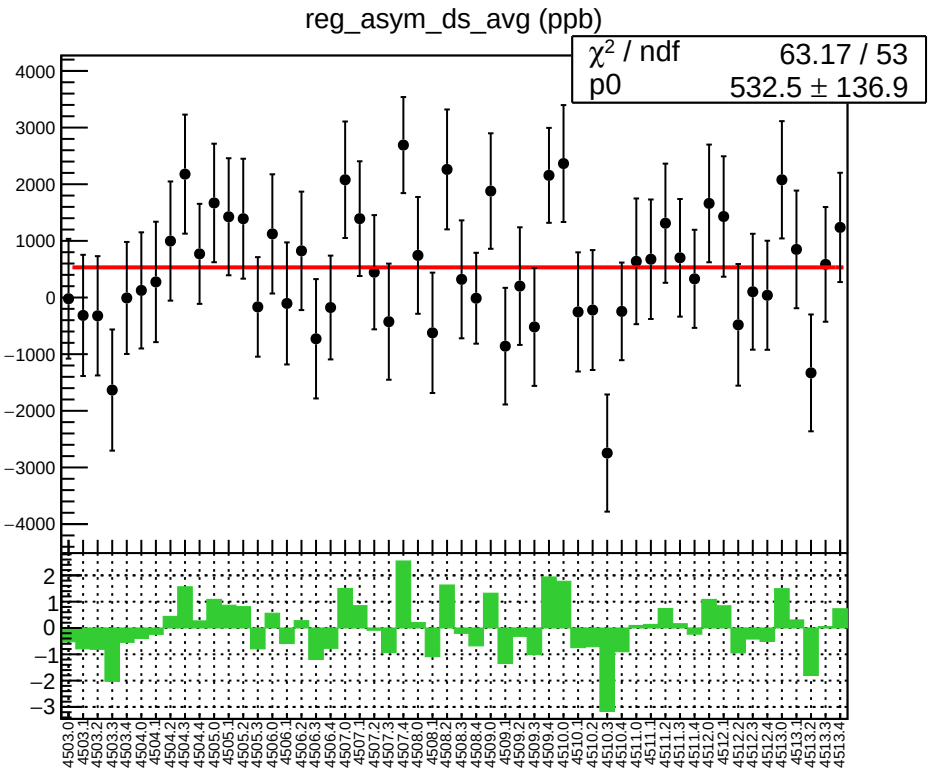
reg_asym_ds_avg (ppb)
χ² / ndf 63.17 / 53
p0 532.5 ± 136.9

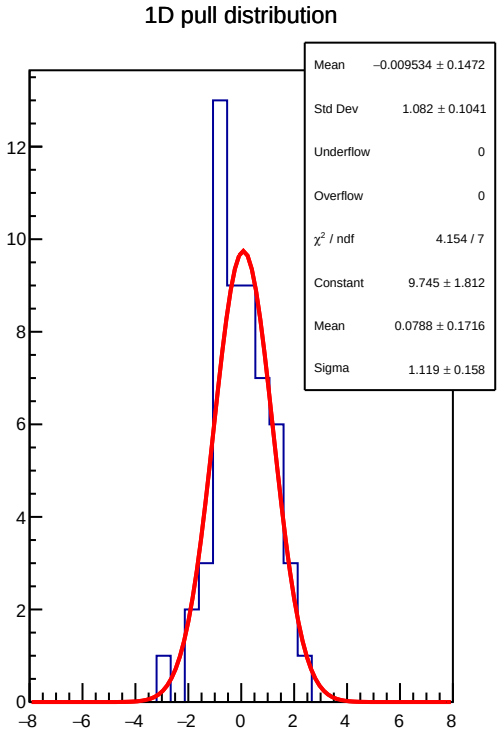
1D pull distribution
Mean −0.009534 ± 0.1472
Std Dev 1.082 ± 0.1041
Underflow 0
Overflow 0
χ² / ndf 4.154 / 7
Constant 9.745 ± 1.812
Mean 0.0788 ± 0.1716
Sigma 1.119 ± 0.158

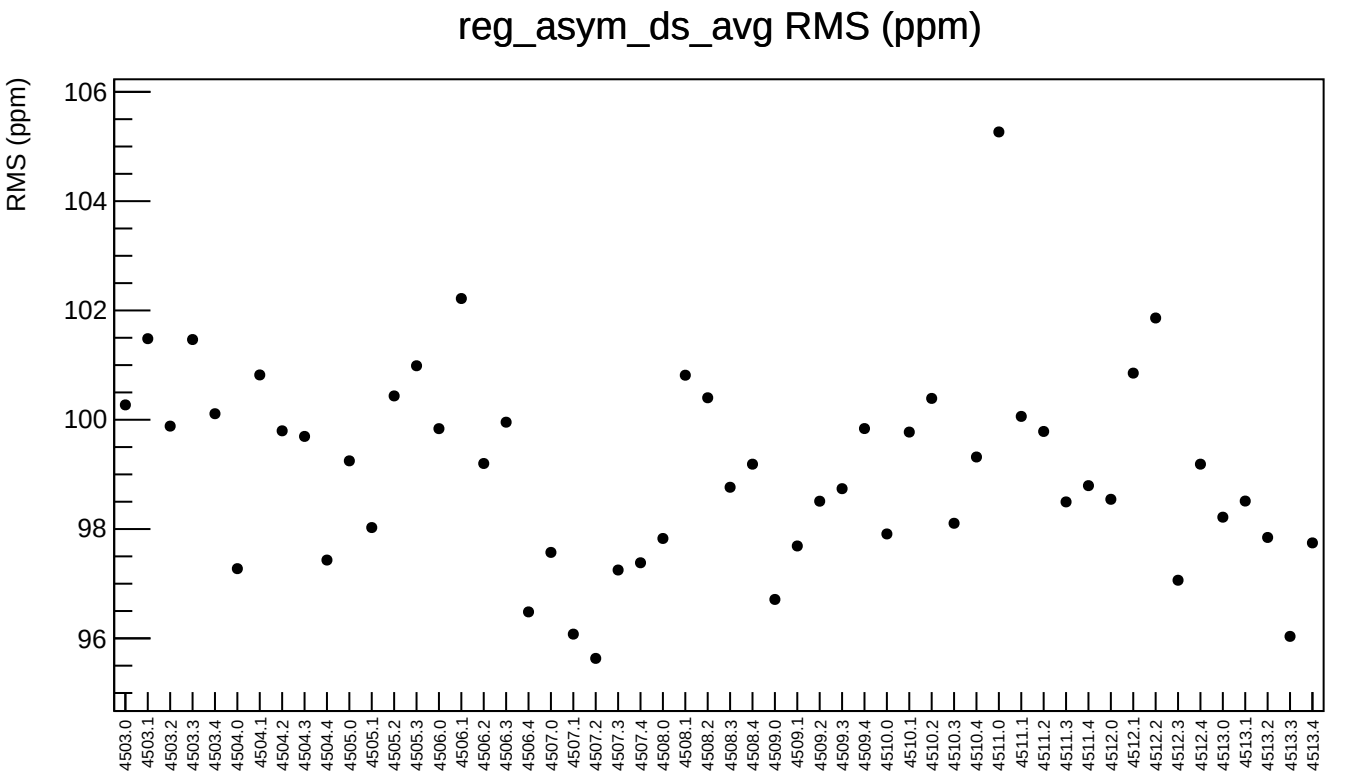
reg_asym_ds_avg RMS (ppm)
RMS (ppm)
106
104
102
100
98
96
4503.0
4503.1
4503.2
4503.3
4503.4
4504.0
4504.1
4504.2
4504.3
4504.4
4505.0
4505.1
4505.2
4505.3
4506.0
4506.1
4506.2
4506.3
4506.4
4507.0
4507.1
4507.2
4507.3
4507.4
4508.0
4508.1
4508.2
4508.3
4508.4
4509.0
4509.1
4509.2
4509.3
4509.4
4510.0
4510.1
4510.2
4510.3
4510.4
4511.0
4511.1
4511.2
4511.3
4511.4
4512.0
4512.1
4512.2
4512.3
4512.4
4513.0
4513.1
4513.2
4513.3
4513.4

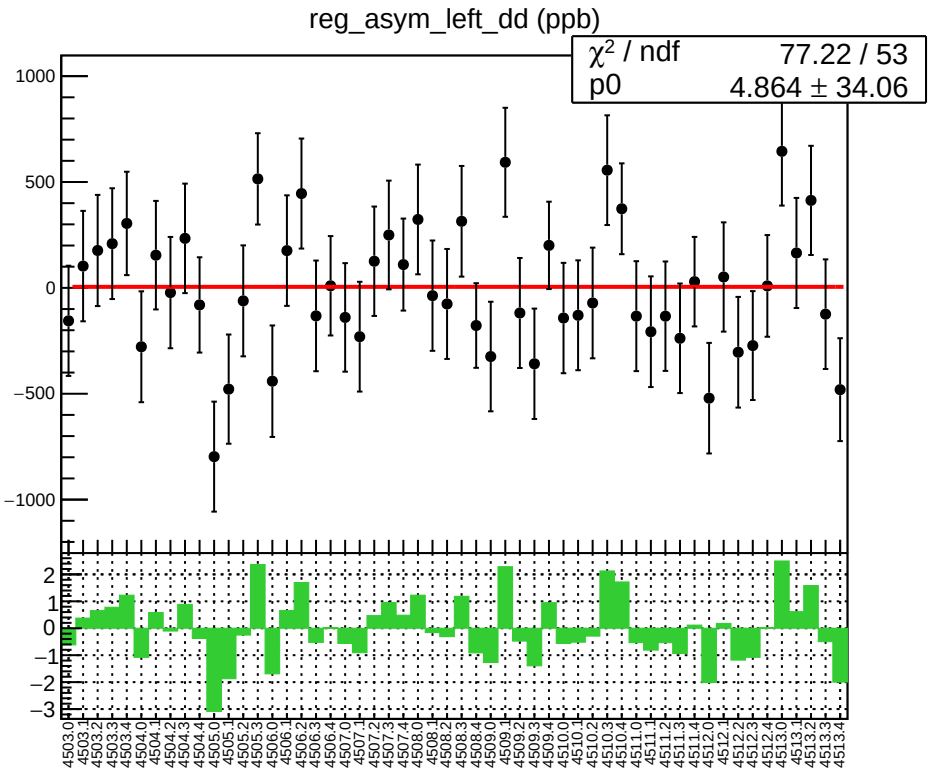
reg_asym_left_dd (ppb)
χ² / ndf 77.22 / 53
p0 4.864 ± 34.06
1000
500
0
−500
−1000
2
1
0
−1
−2
−3
4503.0
4503.1
4503.2
4503.3
4503.4
4504.0
4504.1
4504.2
4504.3
4504.4
4505.0
4505.1
4505.2
4505.3
4506.0
4506.1
4506.2
4506.3
4506.4
4507.0
4507.1
4507.2
4507.3
4507.4
4508.0
4508.1
4508.2
4508.3
4508.4
4509.0
4509.1
4509.2
4509.3
4509.4
4510.0
4510.1
4510.2
4510.3
4510.4
4511.0
4511.1
4511.2
4511.3
4511.4
4512.0
4512.1
4512.2
4512.3
4512.4
4513.0
4513.1
4513.2
4513.3
4513.4

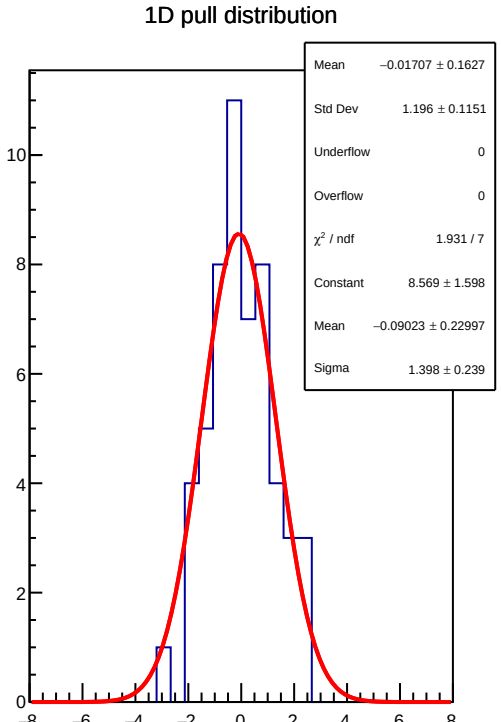
1D pull distribution
Mean −0.01707 ± 0.1627
Std Dev 1.196 ± 0.1151
Underflow 0
Overflow 0
χ² / ndf 1.931 / 7
Constant 8.569 ± 1.598
Mean −0.09023 ± 0.22997
Sigma 1.398 ± 0.239
10
8
6
4
2
0
−8
−6
−4
−2
0
2
4
6
8

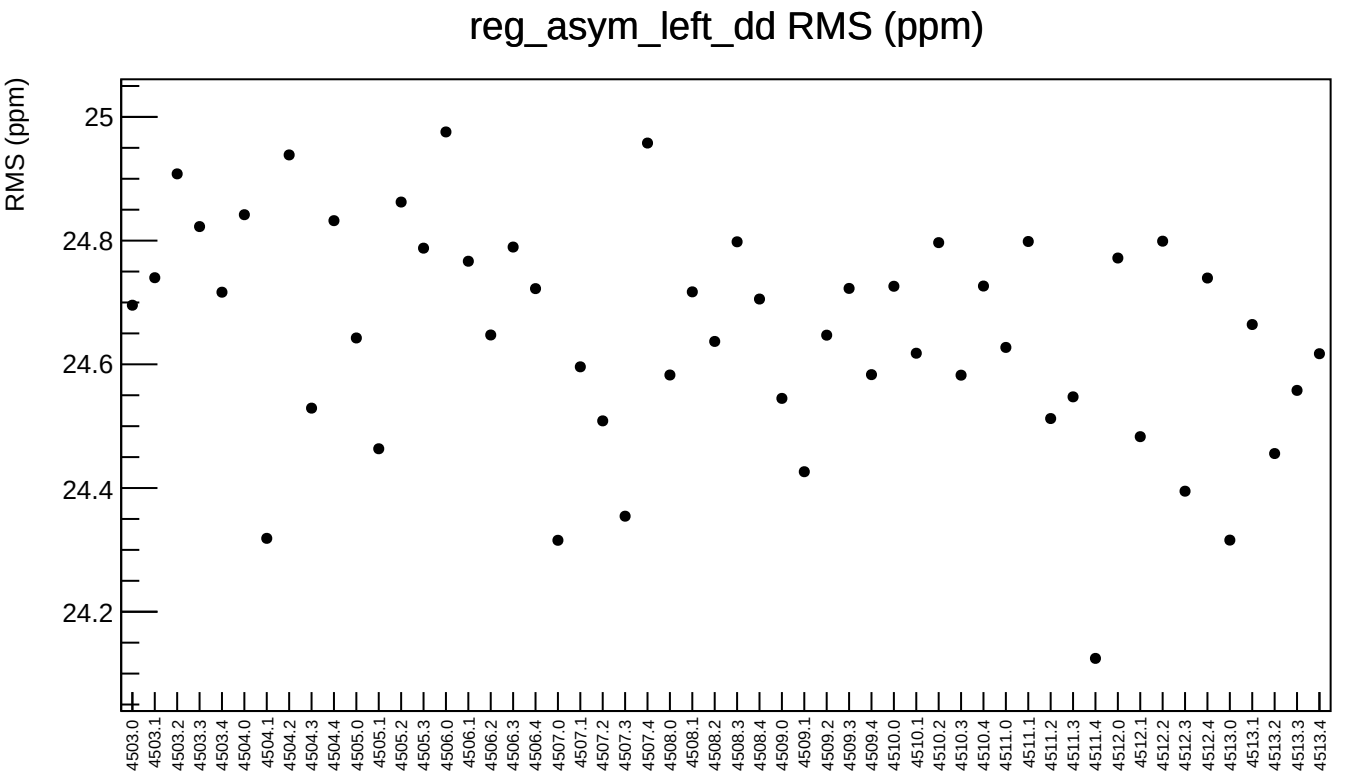
reg_asym_left_dd RMS (ppm)
RMS (ppm)
25
24.8
24.6
24.4
24.2
4503.0
4503.1
4503.2
4503.3
4503.4
4504.0
4504.1
4504.2
4504.3
4504.4
4505.0
4505.1
4505.2
4505.3
4506.0
4506.1
4506.2
4506.3
4506.4
4507.0
4507.1
4507.2
4507.3
4507.4
4508.0
4508.1
4508.2
4508.3
4508.4
4509.0
4509.1
4509.2
4509.3
4509.4
4510.0
4510.1
4510.2
4510.3
4510.4
4511.0
4511.1
4511.2
4511.3
4511.4
4512.0
4512.1
4512.2
4512.3
4512.4
4513.0
4513.1
4513.2
4513.3
4513.4

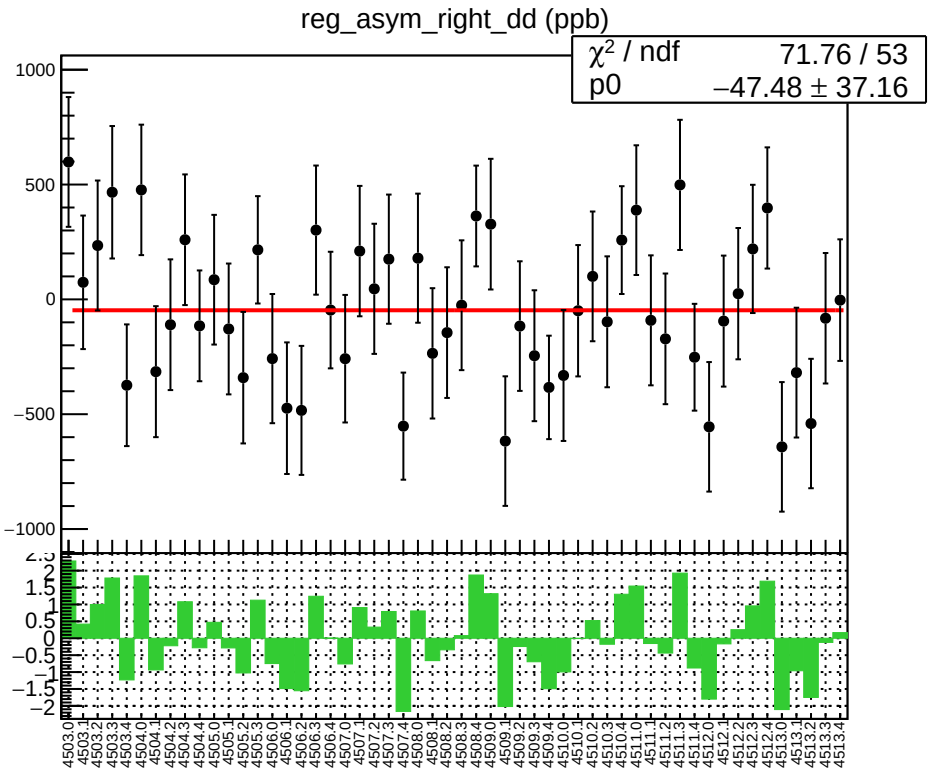
reg_asym_right_dd (ppb)
χ² / ndf 71.76 / 53
p0 −47.48 ± 37.16

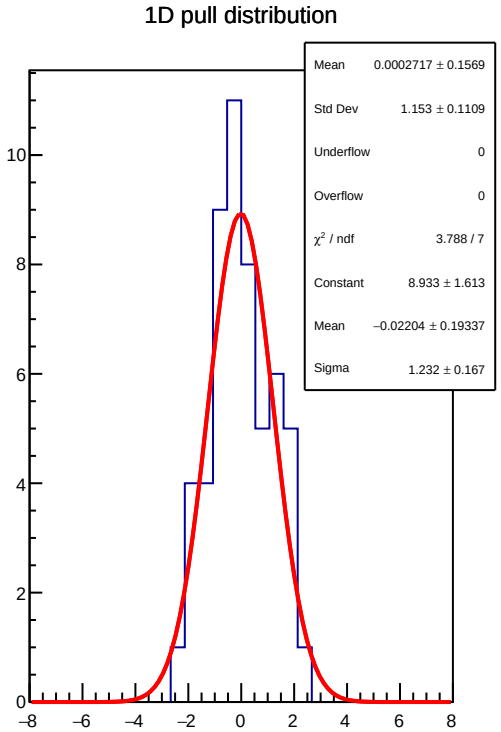
1D pull distribution
Mean 0.0002717 ± 0.1569
Std Dev 1.153 ± 0.1109
Underflow 0
Overflow 0
χ² / ndf 3.788 / 7
Constant 8.933 ± 1.613
Mean −0.02204 ± 0.19337
Sigma 1.232 ± 0.167
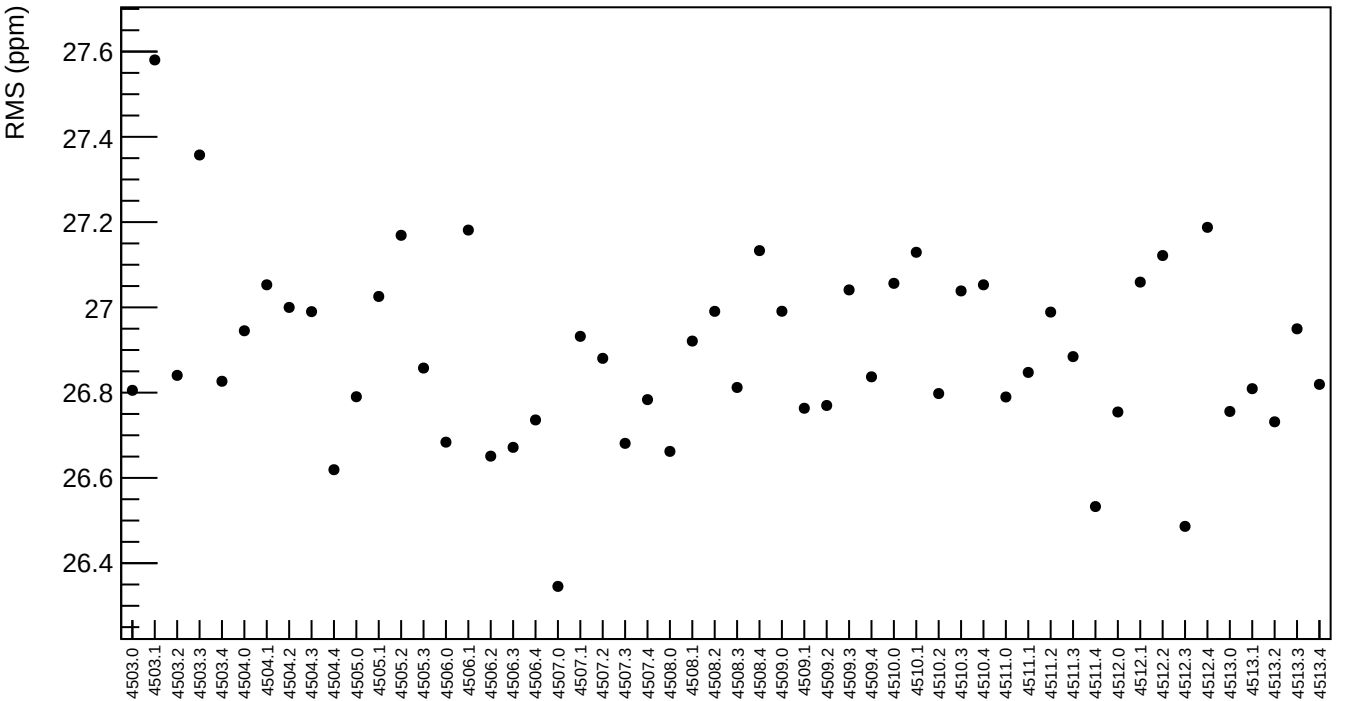
reg_asym_right_dd RMS (ppm)