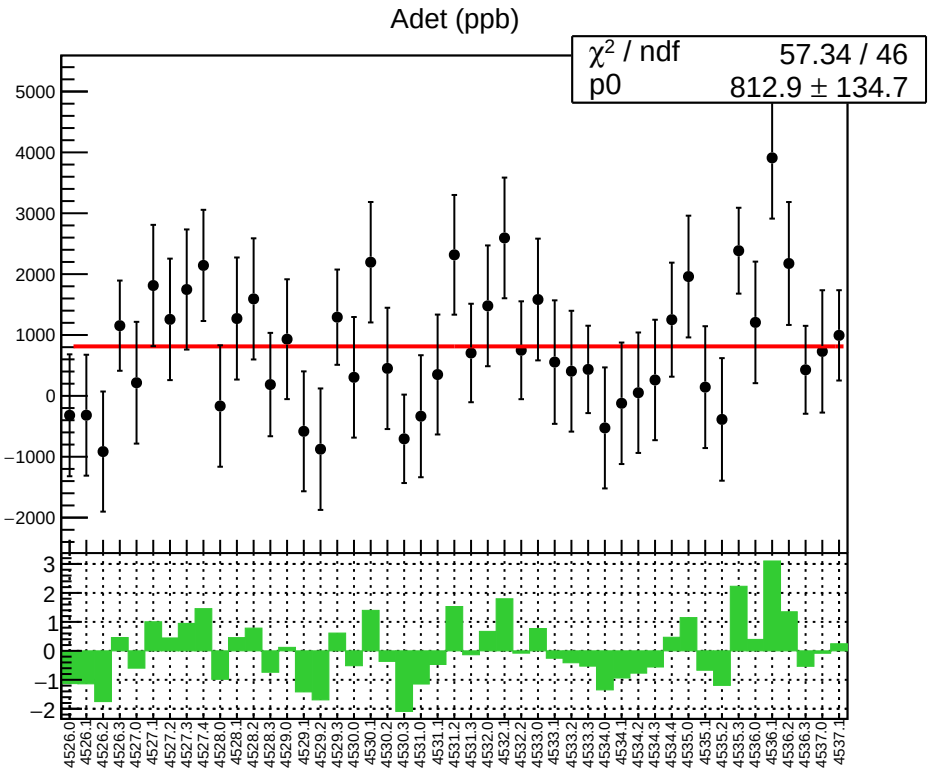
Adet (ppb)
χ² / ndf 57.34 / 46
p0 812.9 ± 134.7
5000
4000
3000
2000
1000
0
−1000
−2000
3
2
1
0
−1
−2
4526.0
4526.1
4526.2
4526.3
4527.0
4527.1
4527.2
4527.3
4527.4
4528.0
4528.1
4528.2
4528.3
4529.0
4529.1
4529.2
4529.3
4530.0
4530.1
4530.2
4530.3
4531.0
4531.1
4531.2
4531.3
4532.0
4532.1
4532.2
4533.0
4533.1
4533.2
4533.3
4534.0
4534.1
4534.2
4534.3
4534.4
4535.0
4535.1
4535.2
4535.3
4536.0
4536.1
4536.2
4536.3
4537.0
4537.1

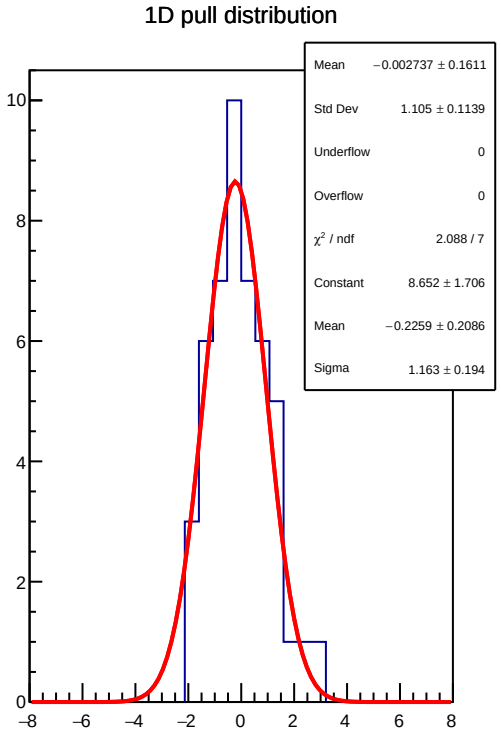
1D pull distribution
Mean −0.002737 ± 0.1611
Std Dev 1.105 ± 0.1139
Underflow 0
Overflow 0
χ² / ndf 2.088 / 7
Constant 8.652 ± 1.706
Mean −0.2259 ± 0.2086
Sigma 1.163 ± 0.194
10
8
6
4
2
0
−8
−6
−4
−2
0
2
4
6
8

Adet RMS (ppm)

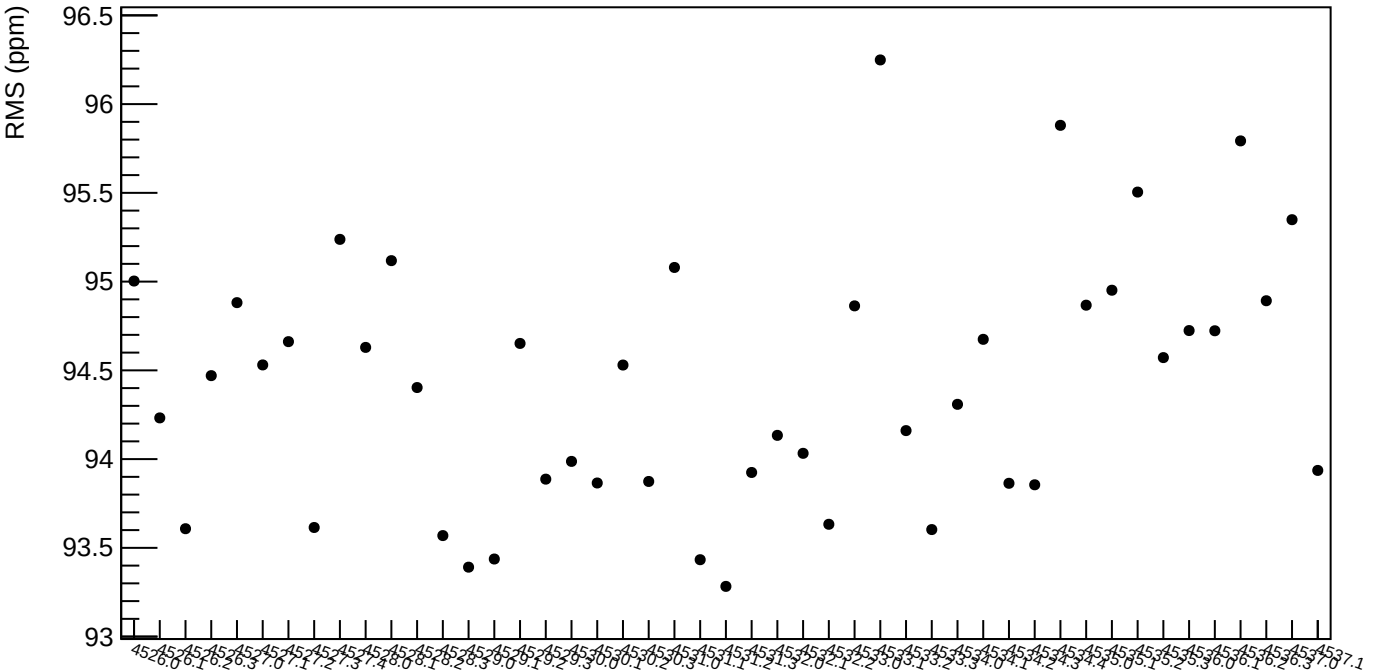

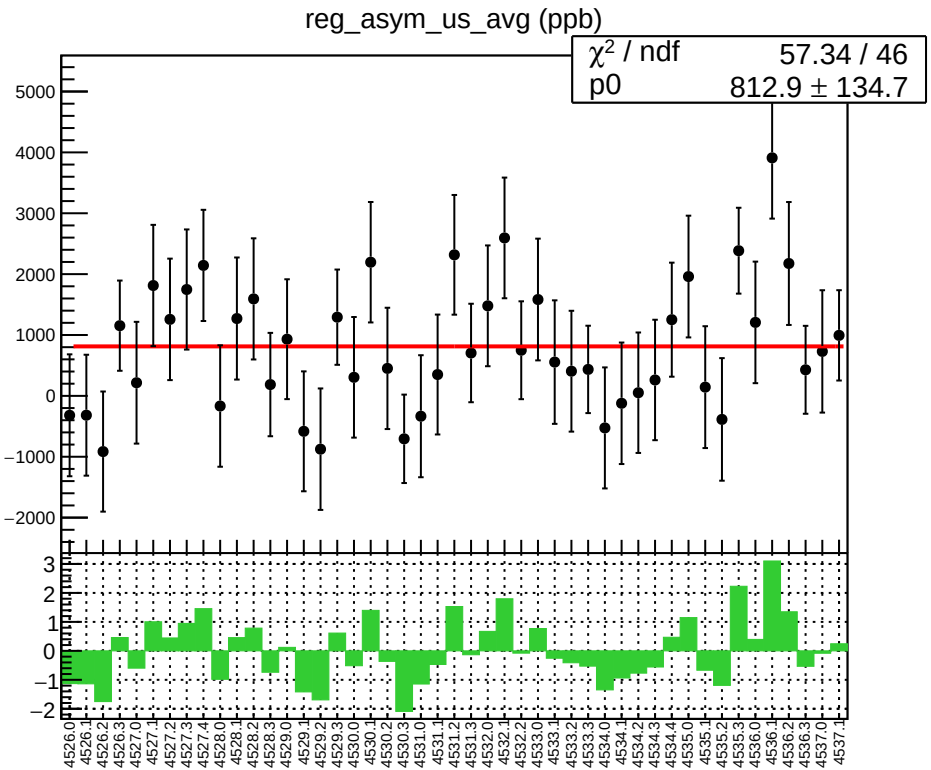
reg_asym_us_avg (ppb)
χ² / ndf 57.34 / 46
p0 812.9 ± 134.7

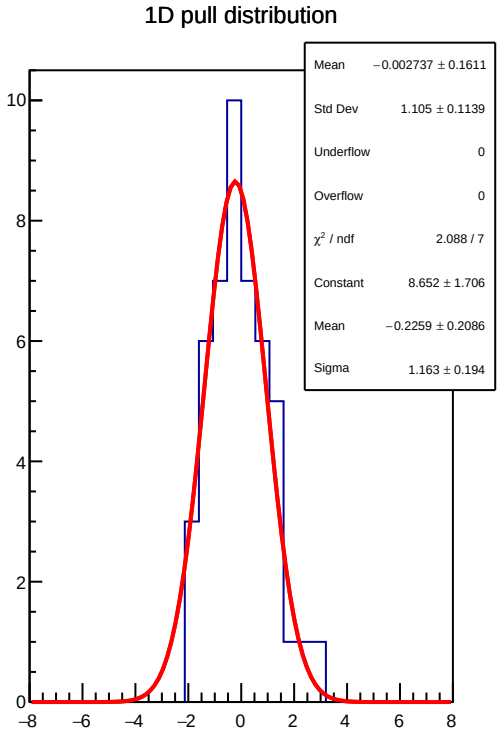
1D pull distribution
Mean −0.002737 ± 0.1611
Std Dev 1.105 ± 0.1139
Underflow 0
Overflow 0
χ² / ndf 2.088 / 7
Constant 8.652 ± 1.706
Mean −0.2259 ± 0.2086
Sigma 1.163 ± 0.194

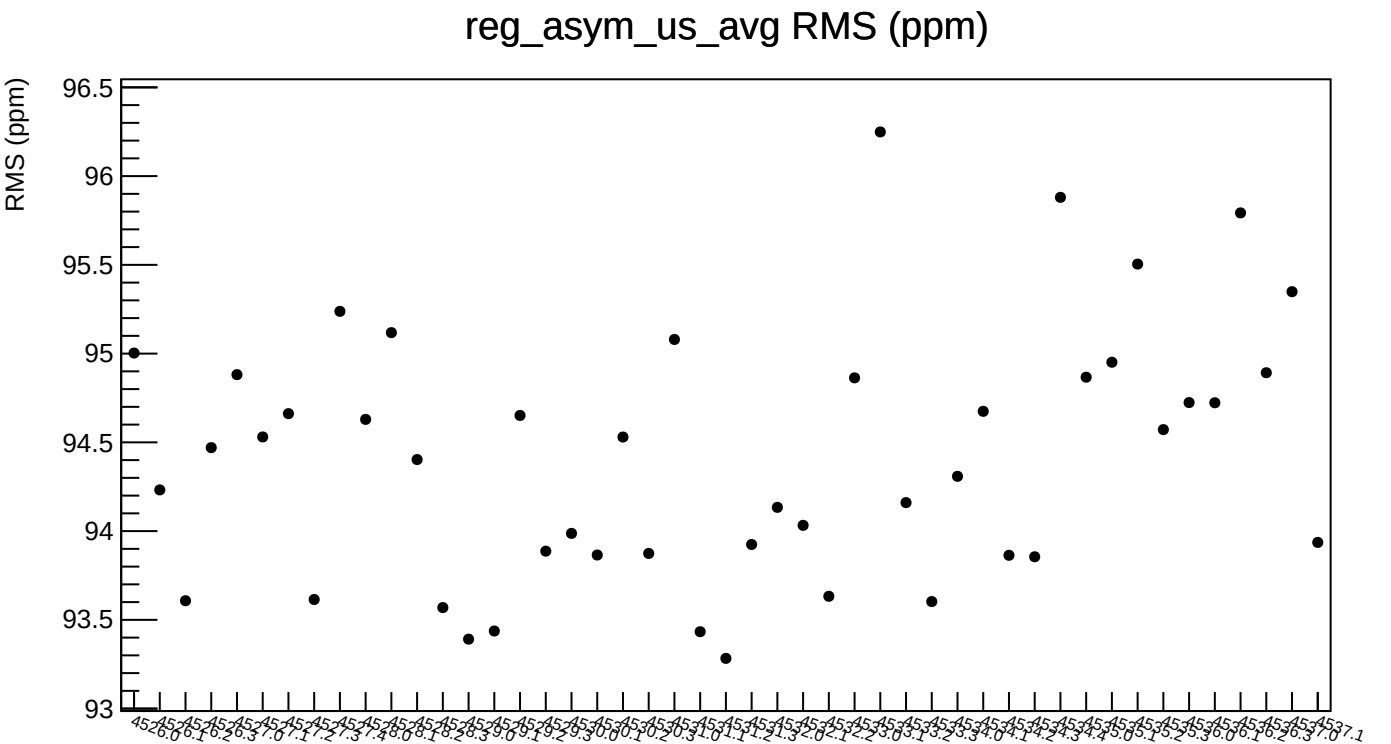
reg_asym_us_avg RMS (ppm)
RMS (ppm)
96.5
96
95.5
95
94.5
94
93.5
93

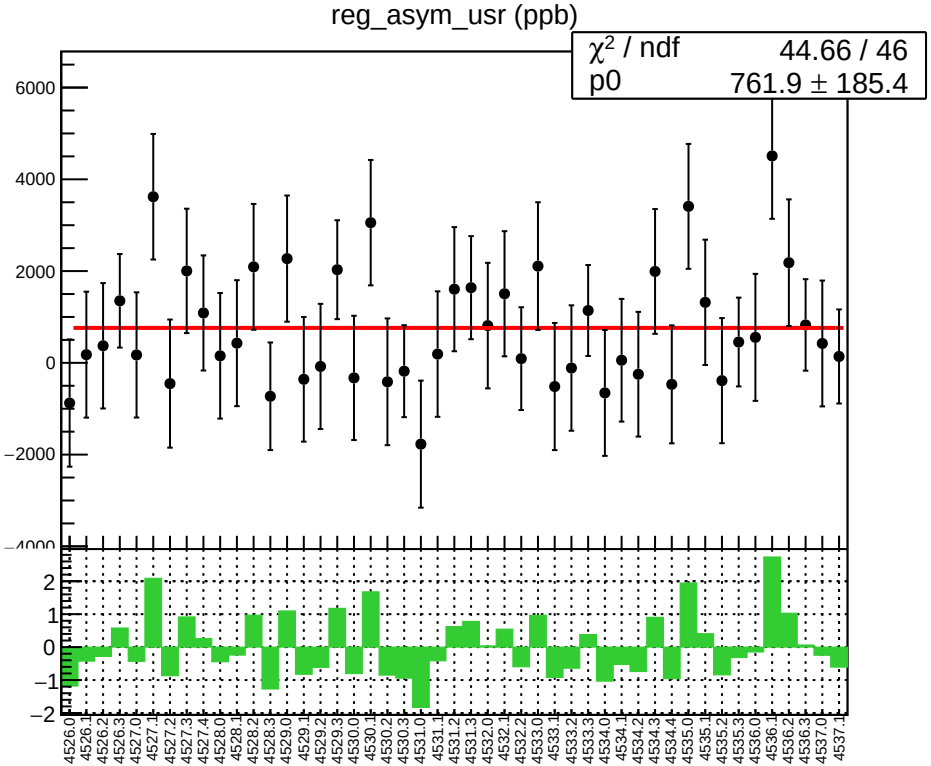
reg_asym_usr (ppb)
χ² / ndf 44.66 / 46
p0 761.9 ± 185.4

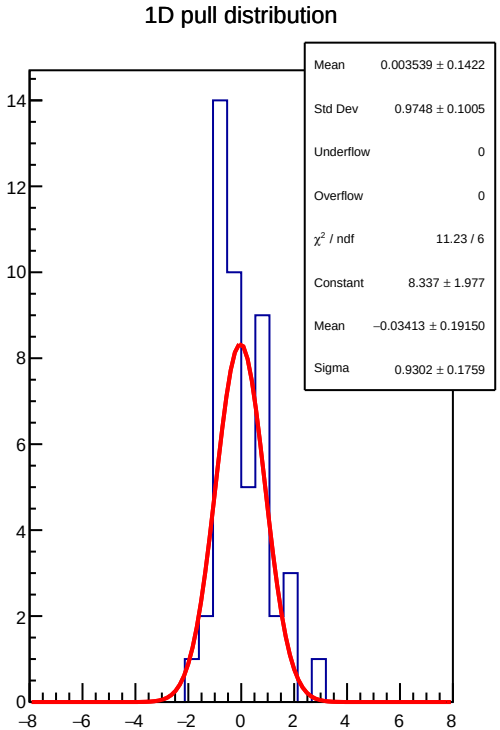
1D pull distribution
Mean 0.003539 ± 0.1422
Std Dev 0.9748 ± 0.1005
Underflow 0
Overflow 0
χ² / ndf 11.23 / 6
Constant 8.337 ± 1.977
Mean −0.03413 ± 0.19150
Sigma 0.9302 ± 0.1759

reg_asym_usr RMS (ppm)

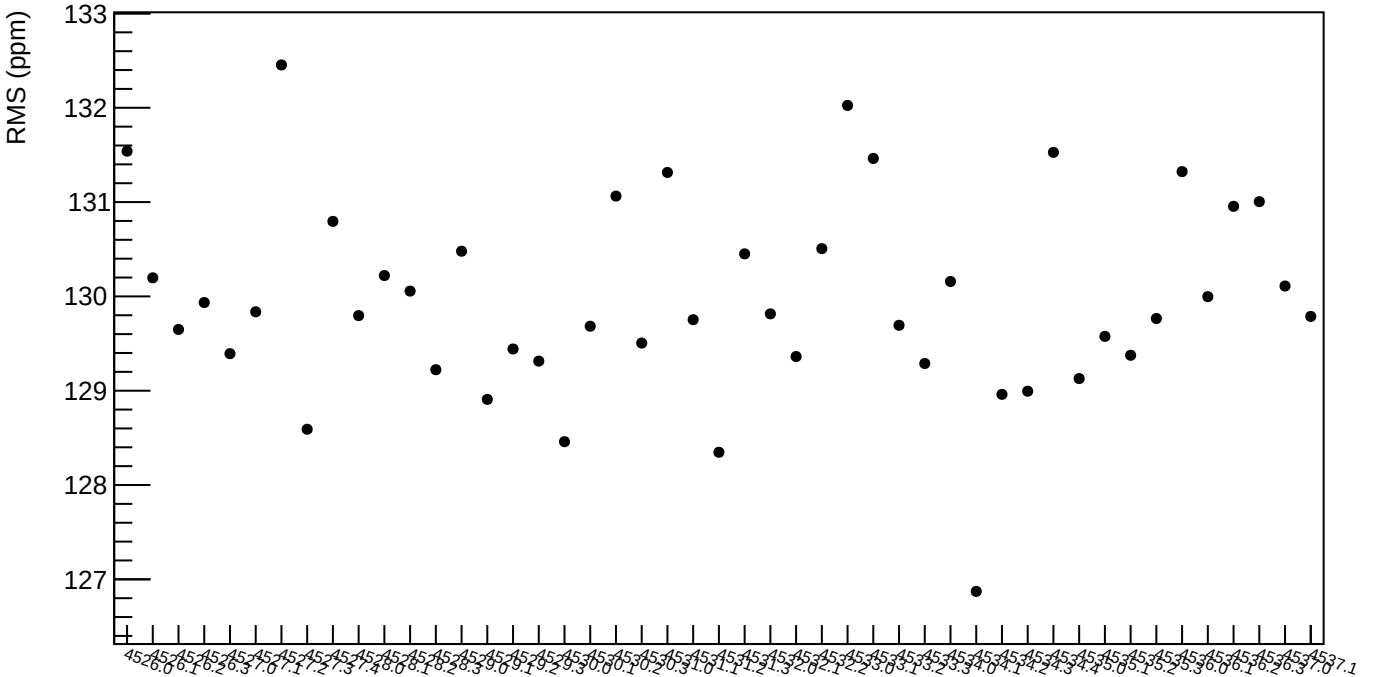

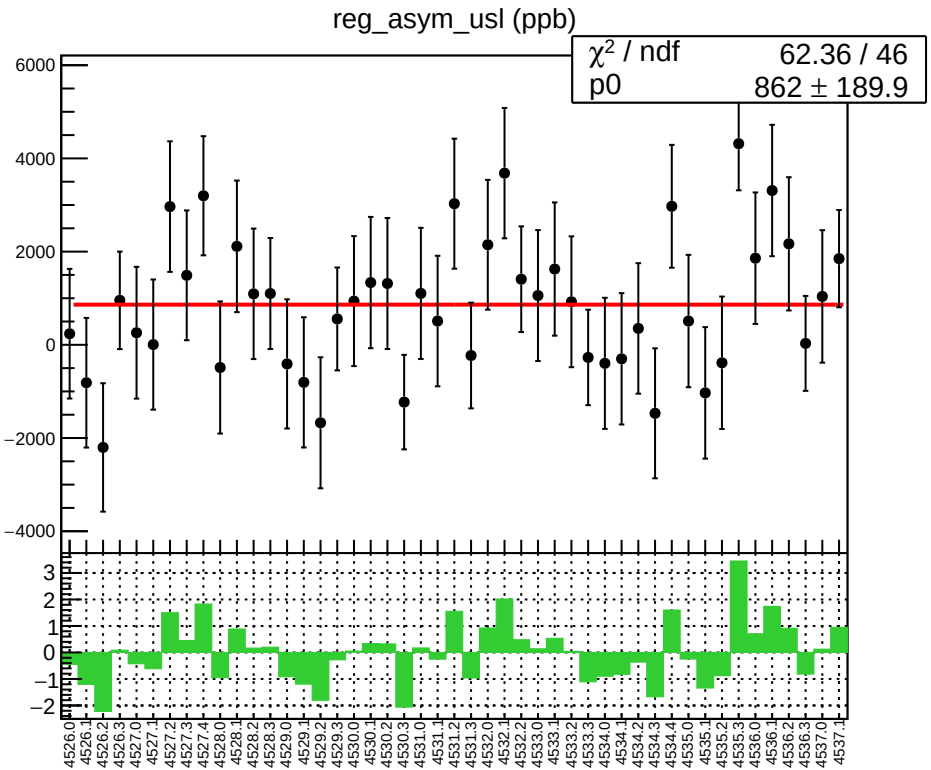
reg_asym_usl (ppb)
χ² / ndf 62.36 / 46
p0 862 ± 189.9
6000
4000
2000
0
−2000
−4000
3
2
1
0
−1
−2
4526.0
4526.1
4526.2
4526.3
4527.0
4527.1
4527.2
4527.3
4527.4
4528.0
4528.1
4528.2
4528.3
4529.0
4529.1
4529.2
4529.3
4530.0
4530.1
4530.2
4530.3
4531.0
4531.1
4531.2
4531.3
4532.0
4532.1
4532.2
4533.0
4533.1
4533.2
4533.3
4534.0
4534.1
4534.2
4534.3
4534.4
4535.0
4535.1
4535.2
4535.3
4536.0
4536.1
4536.2
4536.3
4537.0
4537.1

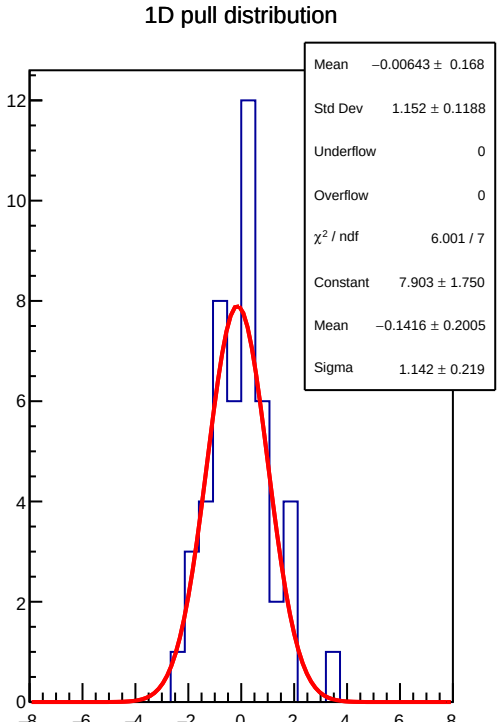
1D pull distribution
Mean −0.00643 ± 0.168
Std Dev 1.152 ± 0.1188
Underflow 0
Overflow 0
χ² / ndf 6.001 / 7
Constant 7.903 ± 1.750
Mean −0.1416 ± 0.2005
Sigma 1.142 ± 0.219
12
10
8
6
4
2
0
−8
−6
−4
−2
0
2
4
6
8

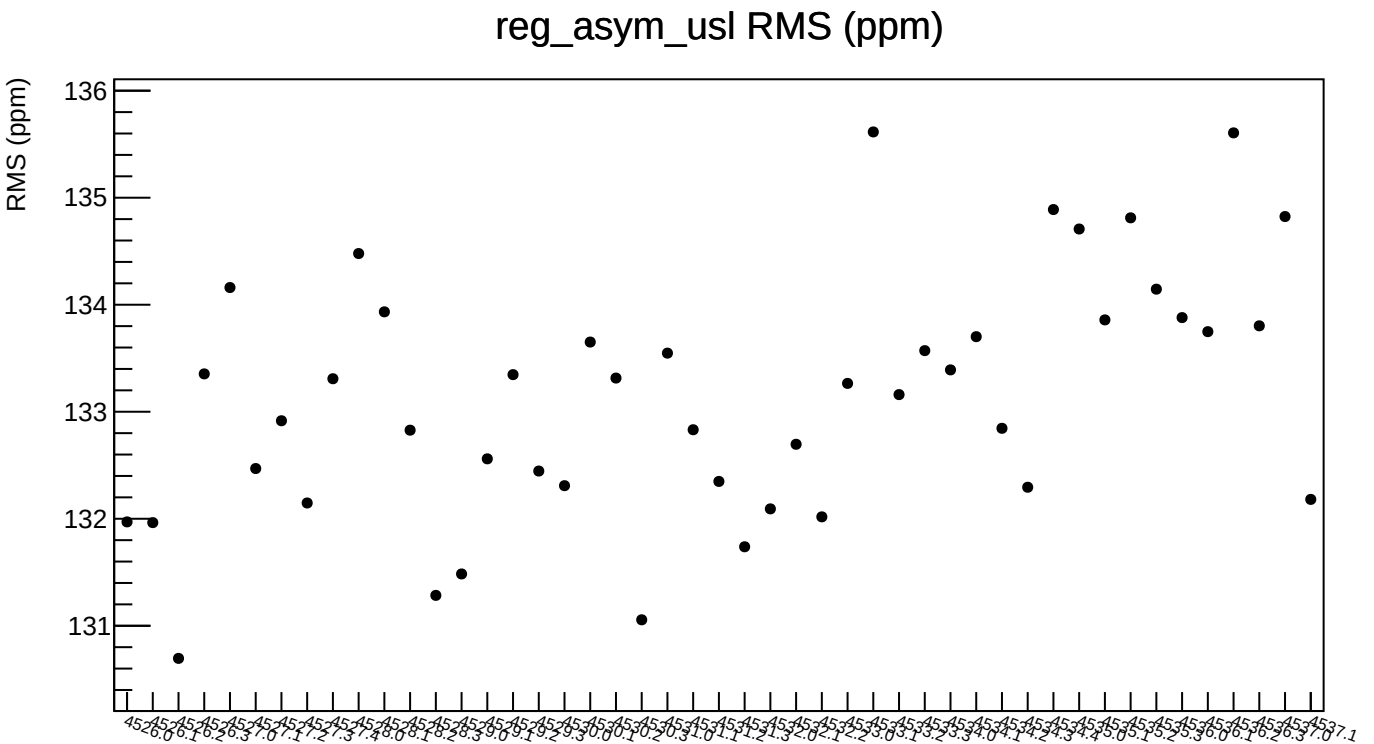
reg_asym_usl RMS (ppm)
RMS (ppm)
136
135
134
133
132
131

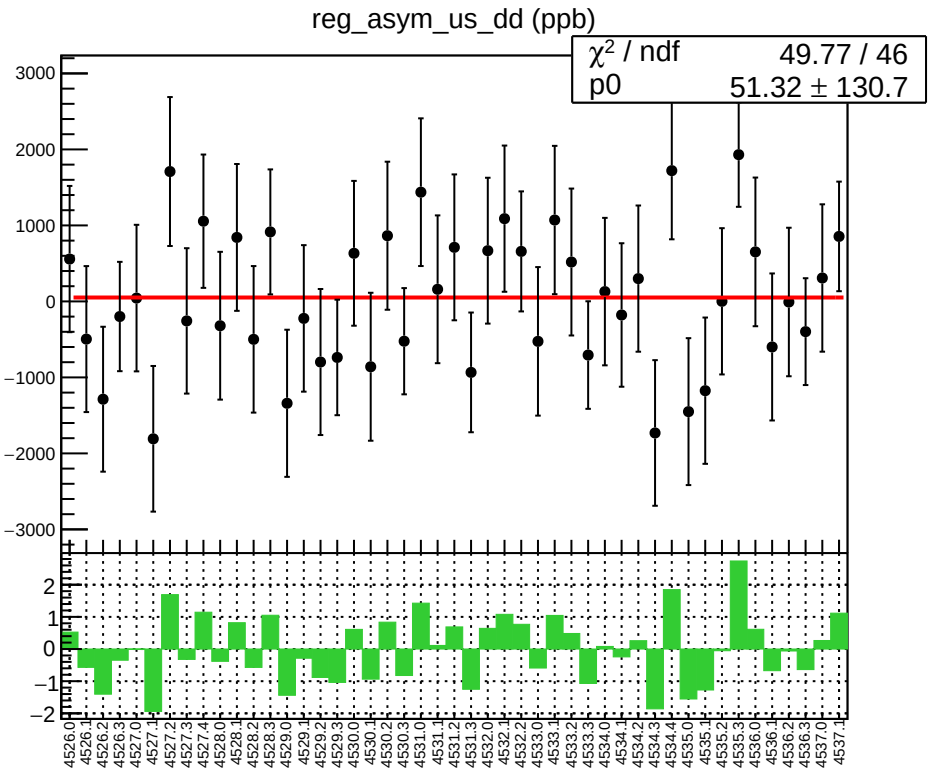
reg_asym_us_dd (ppb)
χ² / ndf 49.77 / 46
p0 51.32 ± 130.7

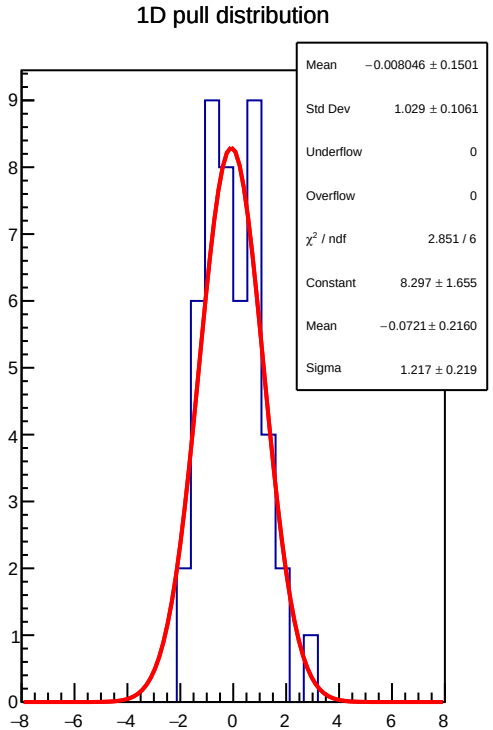
1D pull distribution
Mean −0.008046 ± 0.1501
Std Dev 1.029 ± 0.1061
Underflow 0
Overflow 0
χ² / ndf 2.851 / 6
Constant 8.297 ± 1.655
Mean −0.0721 ± 0.2160
Sigma 1.217 ± 0.219

reg_asym_us_dd RMS (ppm)

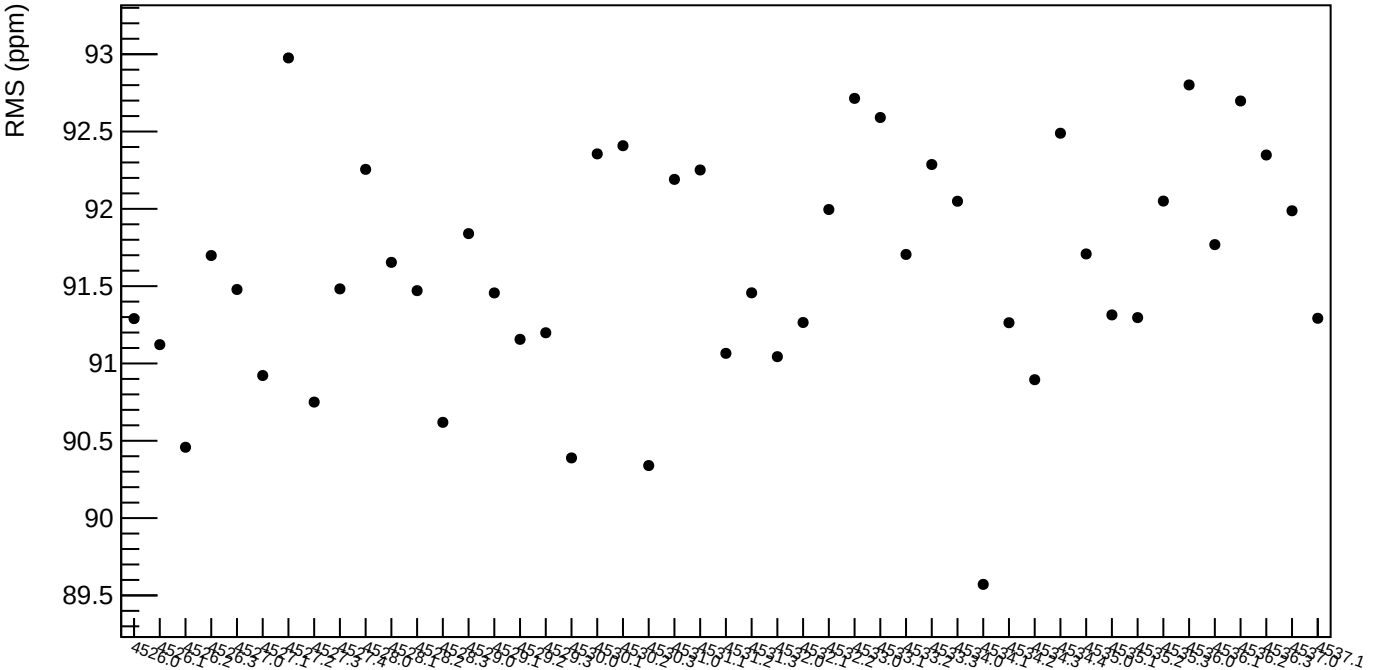

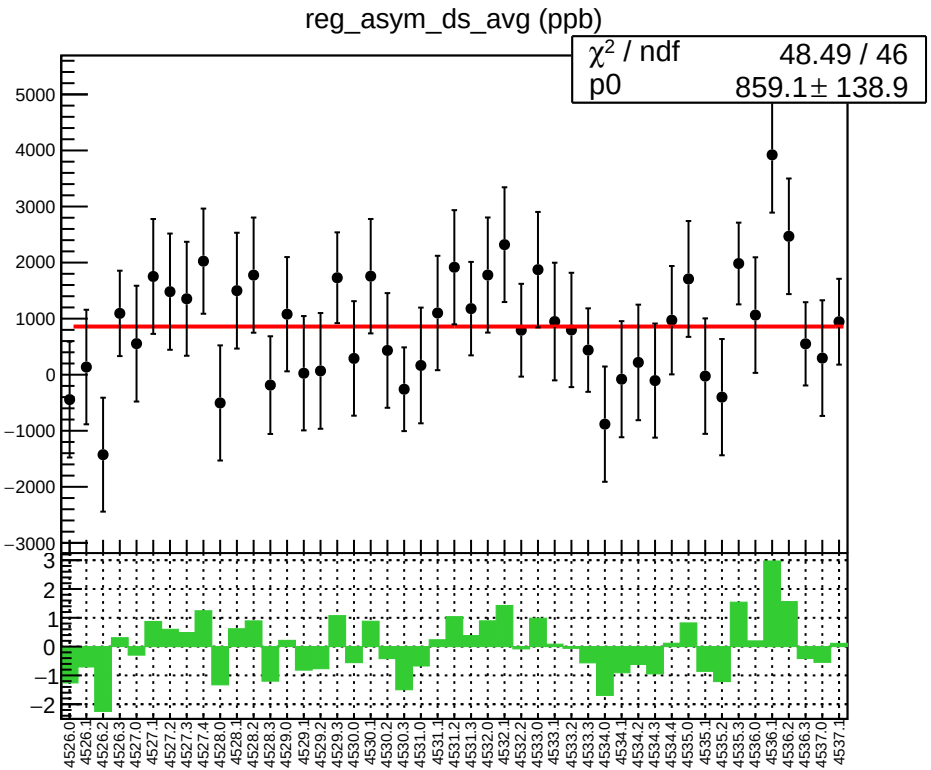
reg_asym_ds_avg (ppb)
χ² / ndf 48.49 / 46
p0 859.1 ± 138.9

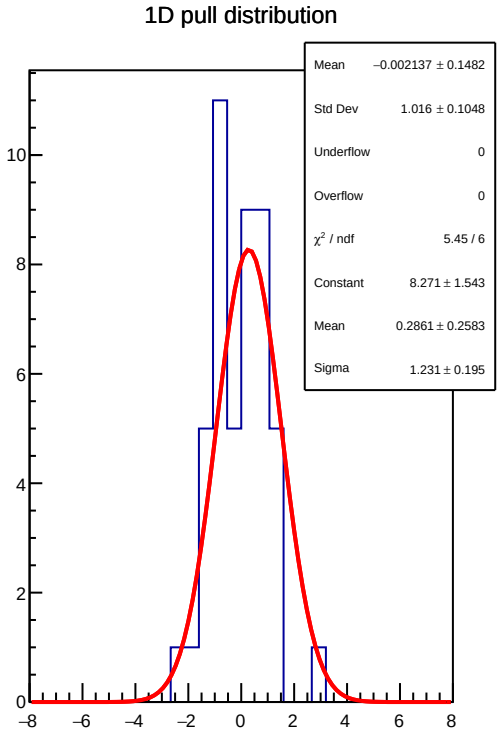
1D pull distribution
Mean −0.002137 ± 0.1482
Std Dev 1.016 ± 0.1048
Underflow 0
Overflow 0
χ² / ndf 5.45 / 6
Constant 8.271 ± 1.543
Mean 0.2861 ± 0.2583
Sigma 1.231 ± 0.195

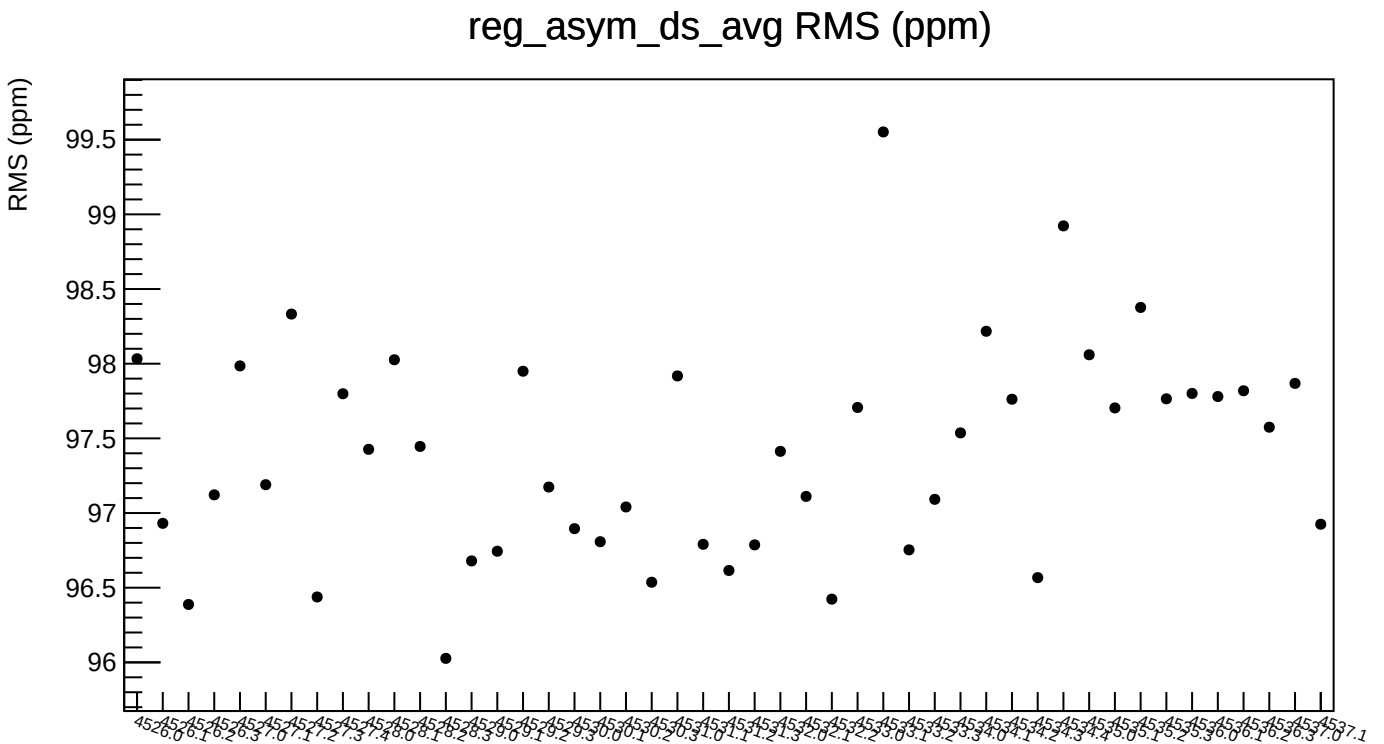
reg_asym_ds_avg RMS (ppm)
RMS (ppm)
99.5
99
98.5
98
97.5
97
96.5
96

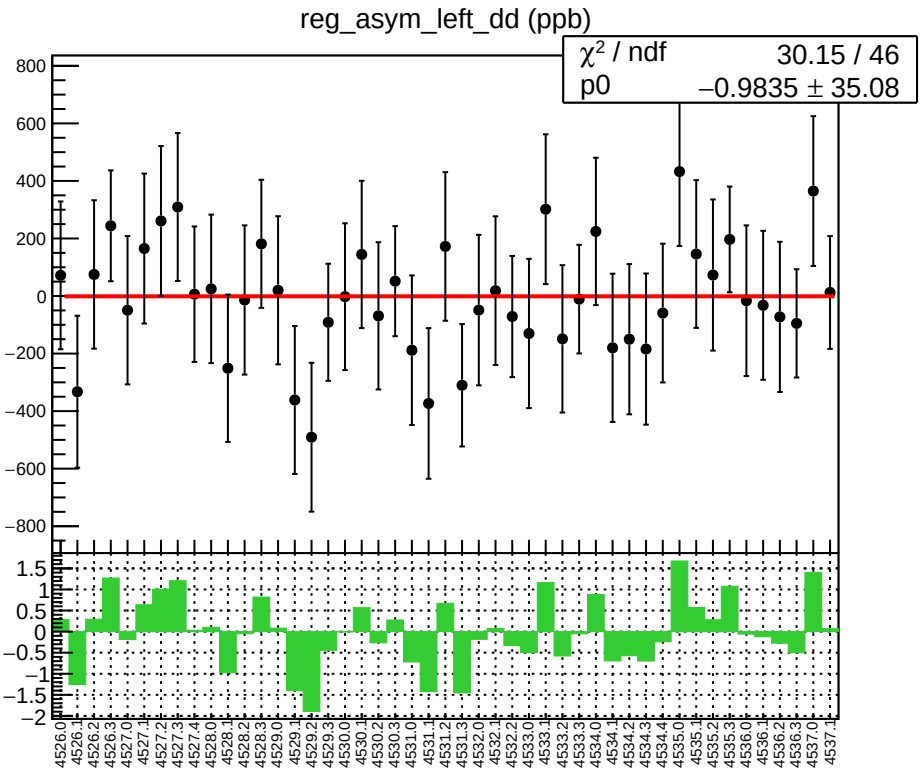
reg_asym_left_dd (ppb)
χ² / ndf 30.15 / 46
p0 −0.9835 ± 35.08

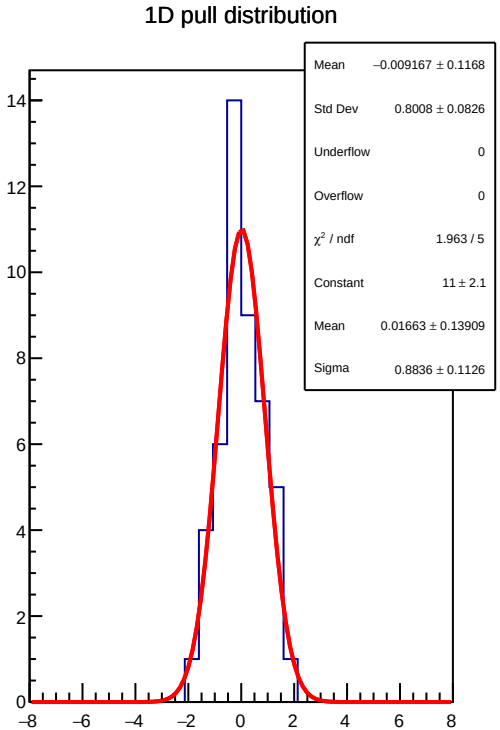
1D pull distribution
Mean −0.009167 ± 0.1168
Std Dev 0.8008 ± 0.0826
Underflow 0
Overflow 0
χ² / ndf 1.963 / 5
Constant 11 ± 2.1
Mean 0.01663 ± 0.13909
Sigma 0.8836 ± 0.1126

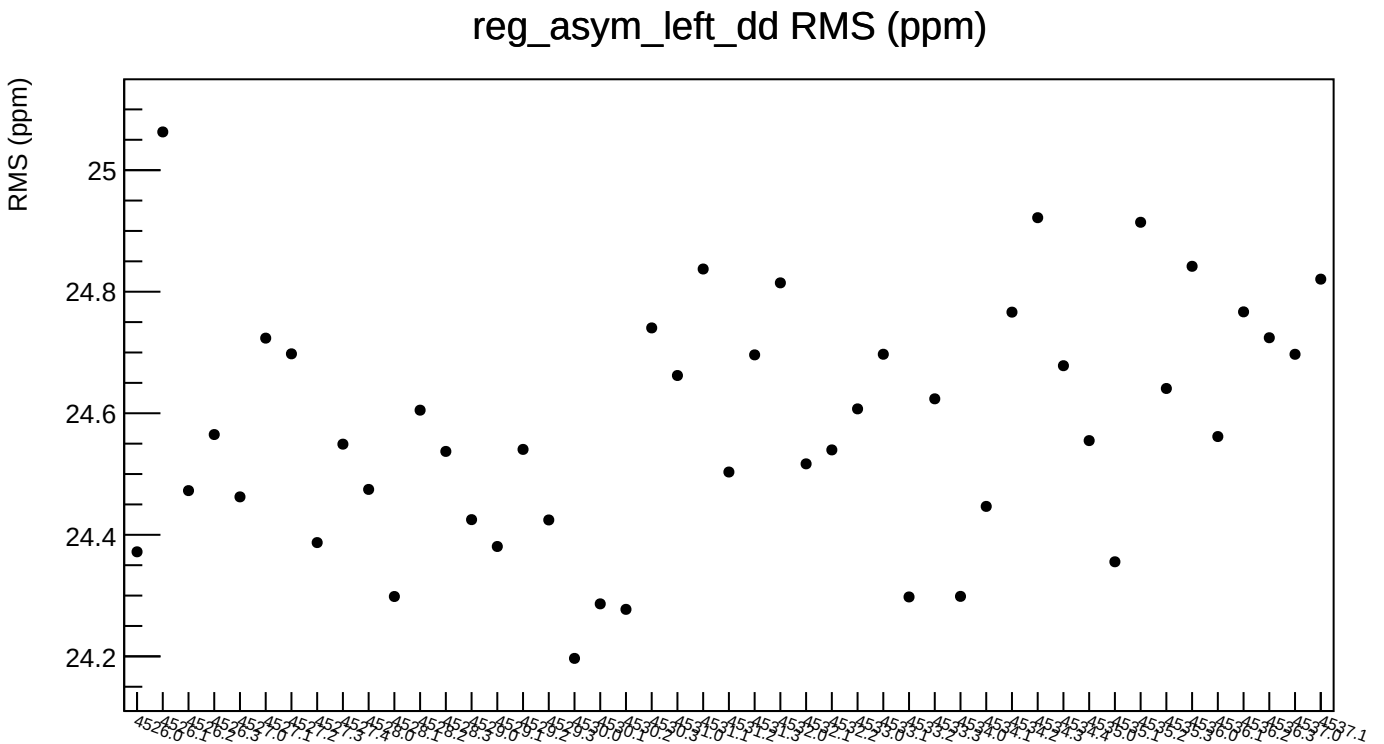
reg_asym_left_dd RMS (ppm)
RMS (ppm)
25
24.8
24.6
24.4
24.2

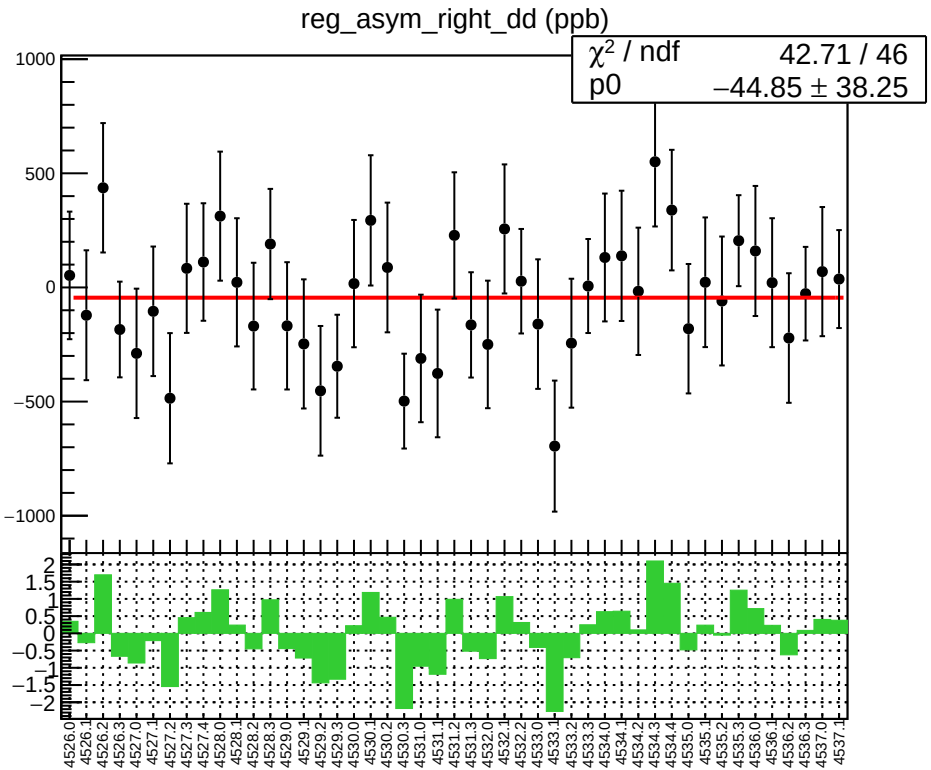
reg_asym_right_dd (ppb)
χ² / ndf 42.71 / 46
p0 −44.85 ± 38.25
1000
500
0
−500
−1000
2
1.5
1
0.5
0
−0.5
−1
−1.5
−2
4526.0
4526.1
4526.2
4526.3
4527.0
4527.1
4527.2
4527.3
4527.4
4528.0
4528.1
4528.2
4528.3
4529.0
4529.1
4529.2
4529.3
4530.0
4530.1
4530.2
4530.3
4531.0
4531.1
4531.2
4531.3
4532.0
4532.1
4532.2
4533.0
4533.1
4533.2
4533.3
4534.0
4534.1
4534.2
4534.3
4534.4
4535.0
4535.1
4535.2
4535.3
4536.0
4536.1
4536.2
4536.3
4537.0
4537.1

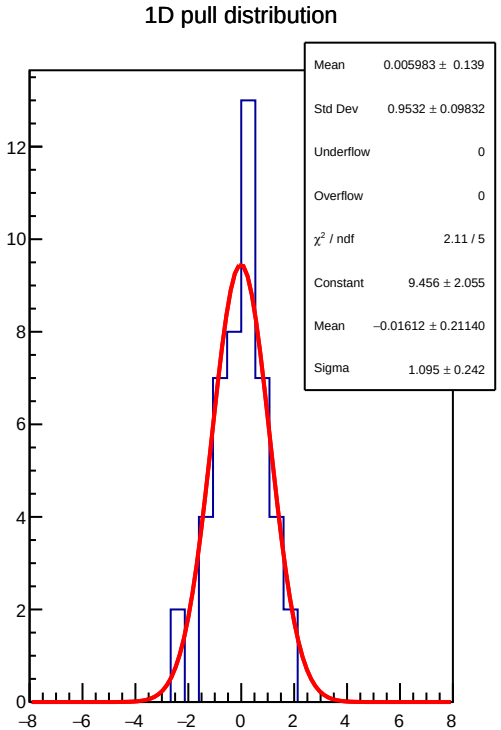
1D pull distribution
Mean 0.005983 ± 0.139
Std Dev 0.9532 ± 0.09832
Underflow 0
Overflow 0
χ² / ndf 2.11 / 5
Constant 9.456 ± 2.055
Mean −0.01612 ± 0.21140
Sigma 1.095 ± 0.242
12
10
8
6
4
2
0
−8
−6
−4
−2
0
2
4
6
8

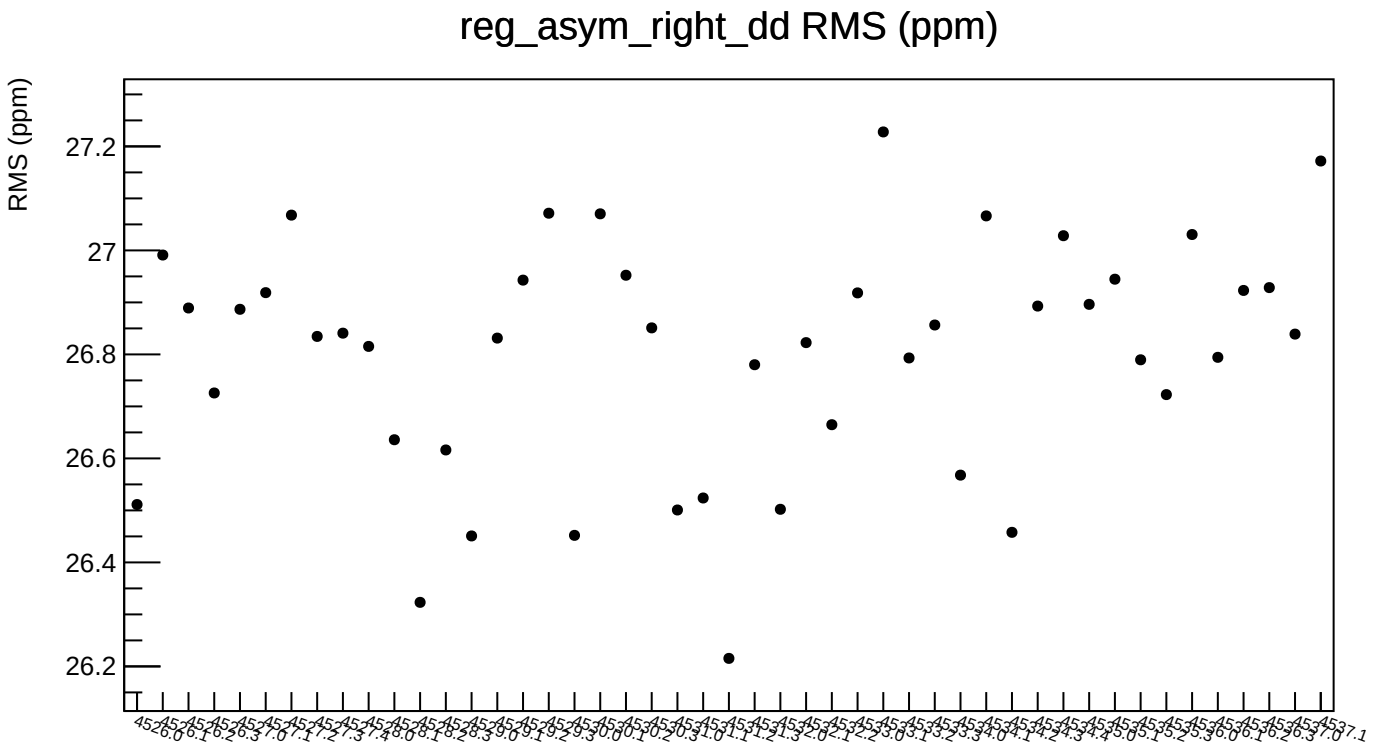
reg_asym_right_dd RMS (ppm)
RMS (ppm)
27.2
27
26.8
26.6
26.4
26.2