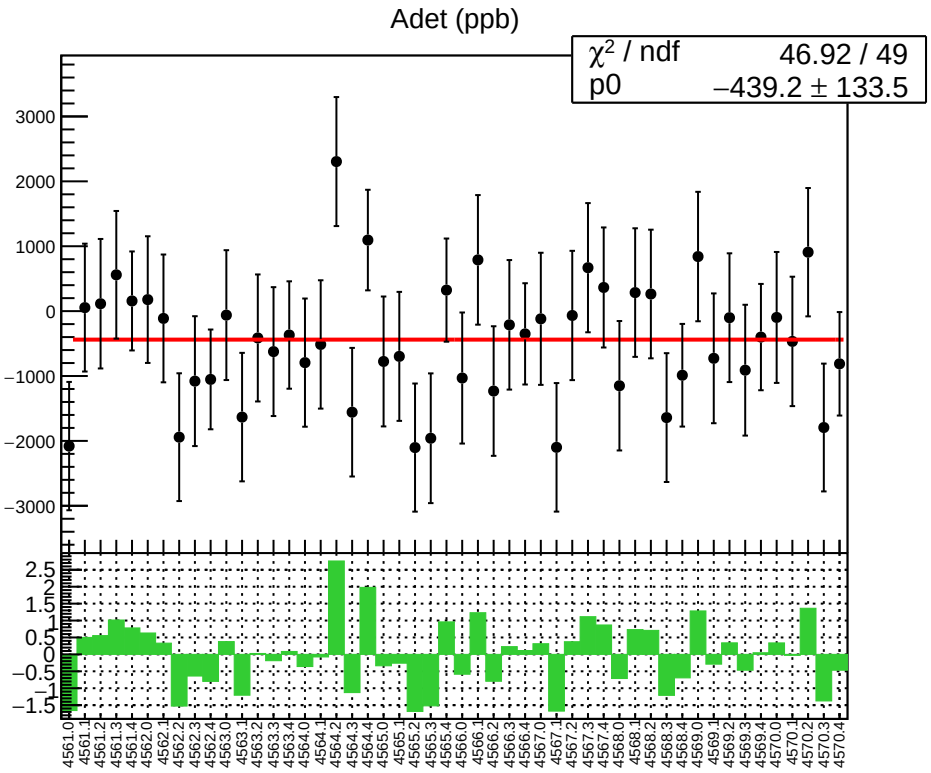
Adet (ppb)
χ² / ndf 46.92 / 49
p0 −439.2 ± 133.5
3000
2000
1000
0
−1000
−2000
−3000
2.5
2
1.5
1
0.5
0
−0.5
−1
−1.5
4561.0
4561.1
4561.2
4561.3
4561.4
4562.0
4562.1
4562.2
4562.3
4562.4
4563.0
4563.1
4563.2
4563.3
4563.4
4564.0
4564.1
4564.2
4564.3
4564.4
4565.0
4565.1
4565.2
4565.3
4565.4
4566.0
4566.1
4566.2
4566.3
4566.4
4567.0
4567.1
4567.2
4567.3
4567.4
4568.0
4568.1
4568.2
4568.3
4568.4
4569.0
4569.1
4569.2
4569.3
4569.4
4570.0
4570.1
4570.2
4570.3
4570.4

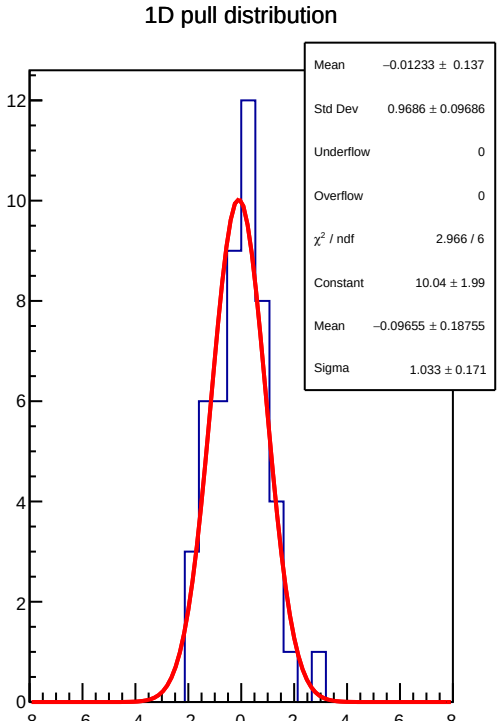
1D pull distribution
Mean −0.01233 ± 0.137
Std Dev 0.9686 ± 0.09686
Underflow 0
Overflow 0
χ² / ndf 2.966 / 6
Constant 10.04 ± 1.99
Mean −0.09655 ± 0.18755
Sigma 1.033 ± 0.171
12
10
8
6
4
2
0
−8
−6
−4
−2
0
2
4
6
8

Adet RMS (ppm)

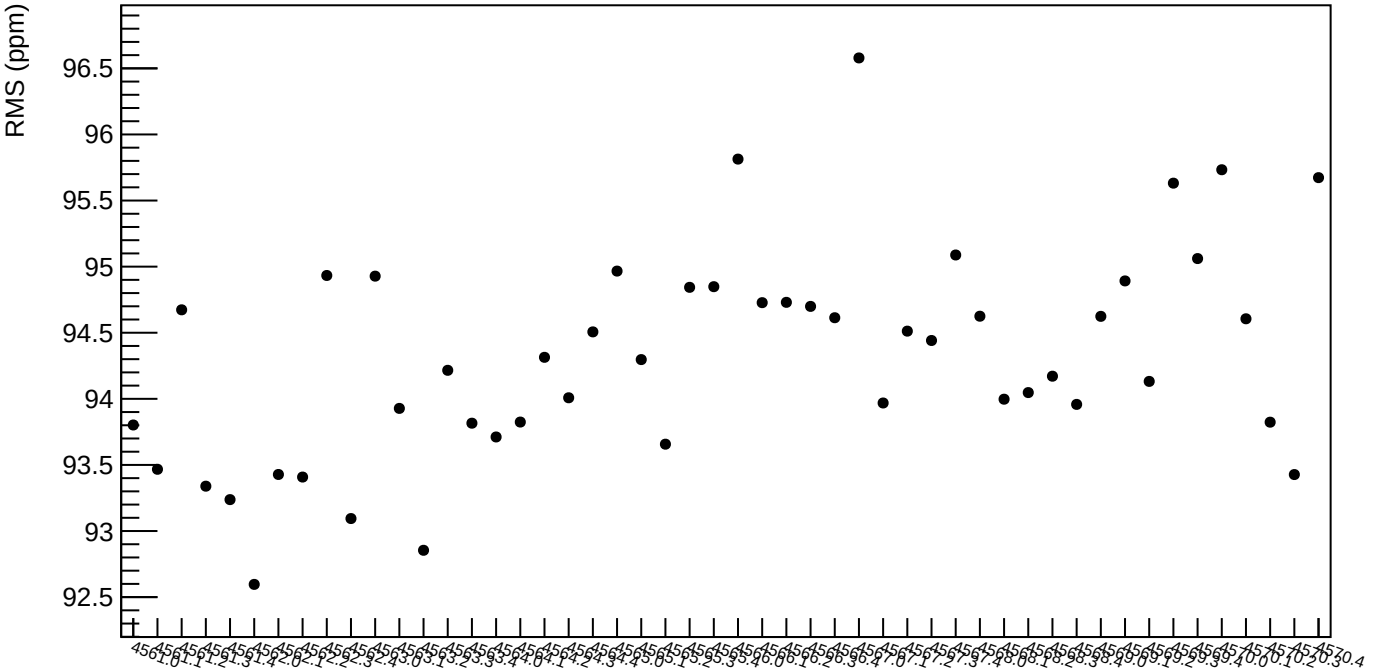

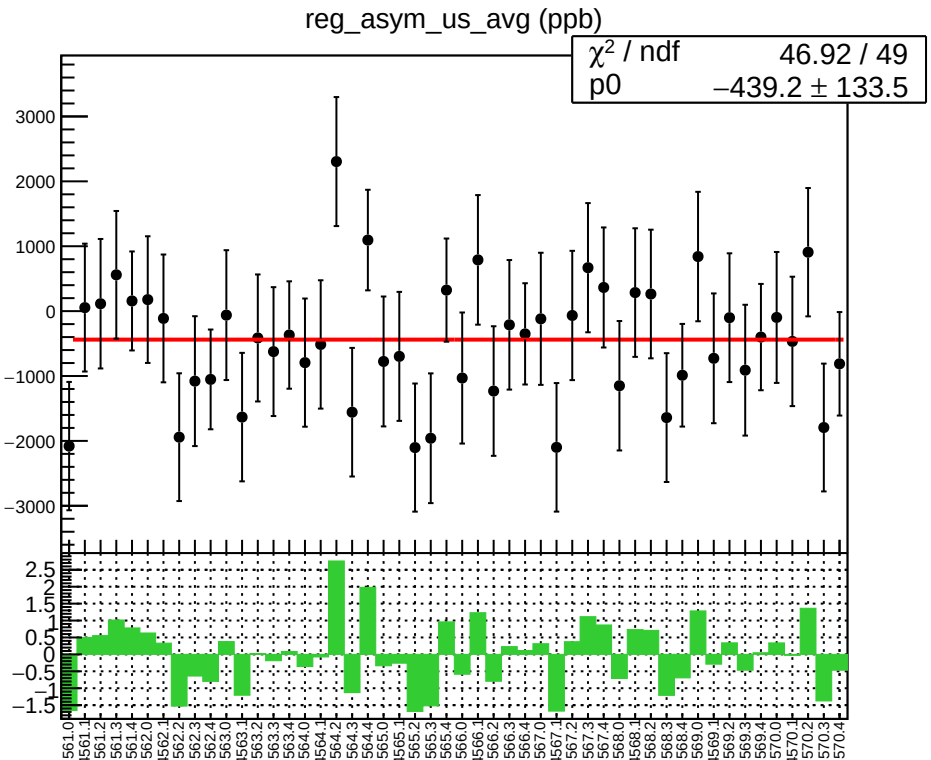
reg_asym_us_avg (ppb)
χ² / ndf 46.92 / 49
p0 −439.2 ± 133.5
3000
2000
1000
0
−1000
−2000
−3000
2.5
2
1.5
1
0.5
0
−0.5
−1
−1.5
4561.0
4561.1
4561.2
4561.3
4561.4
4562.0
4562.1
4562.2
4562.3
4562.4
4563.0
4563.1
4563.2
4563.3
4563.4
4564.0
4564.1
4564.2
4564.3
4564.4
4565.0
4565.1
4565.2
4565.3
4565.4
4566.0
4566.1
4566.2
4566.3
4566.4
4567.0
4567.1
4567.2
4567.3
4567.4
4568.0
4568.1
4568.2
4568.3
4568.4
4569.0
4569.1
4569.2
4569.3
4569.4
4570.0
4570.1
4570.2
4570.3
4570.4

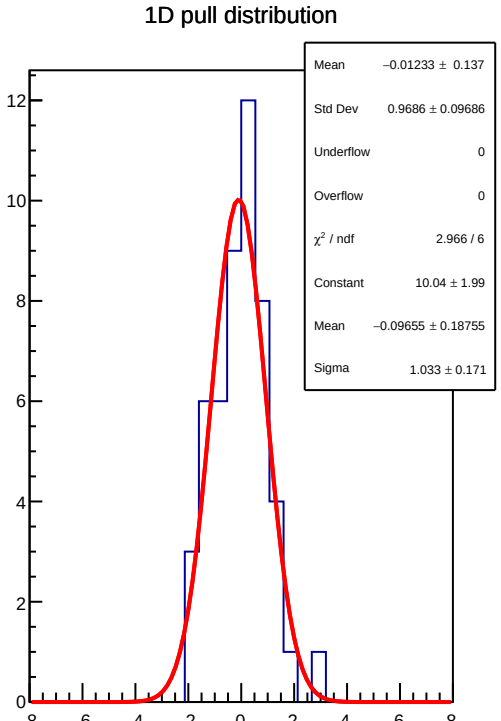
1D pull distribution
Mean −0.01233 ± 0.137
Std Dev 0.9686 ± 0.09686
Underflow 0
Overflow 0
χ² / ndf 2.966 / 6
Constant 10.04 ± 1.99
Mean −0.09655 ± 0.18755
Sigma 1.033 ± 0.171
12
10
8
6
4
2
0
−8
−6
−4
−2
0
2
4
6
8

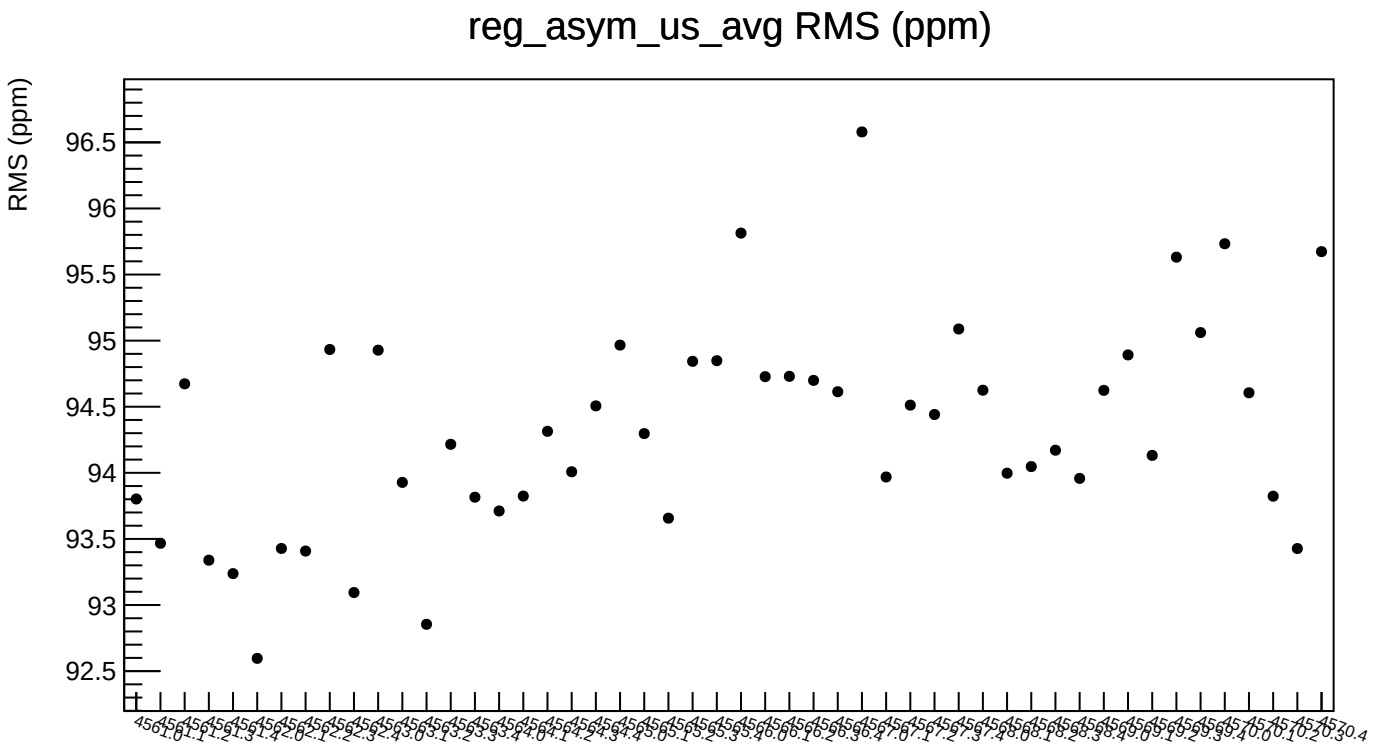
reg_asym_us_avg RMS (ppm)
RMS (ppm)
96.5
96
95.5
95
94.5
94
93.5
93
92.5

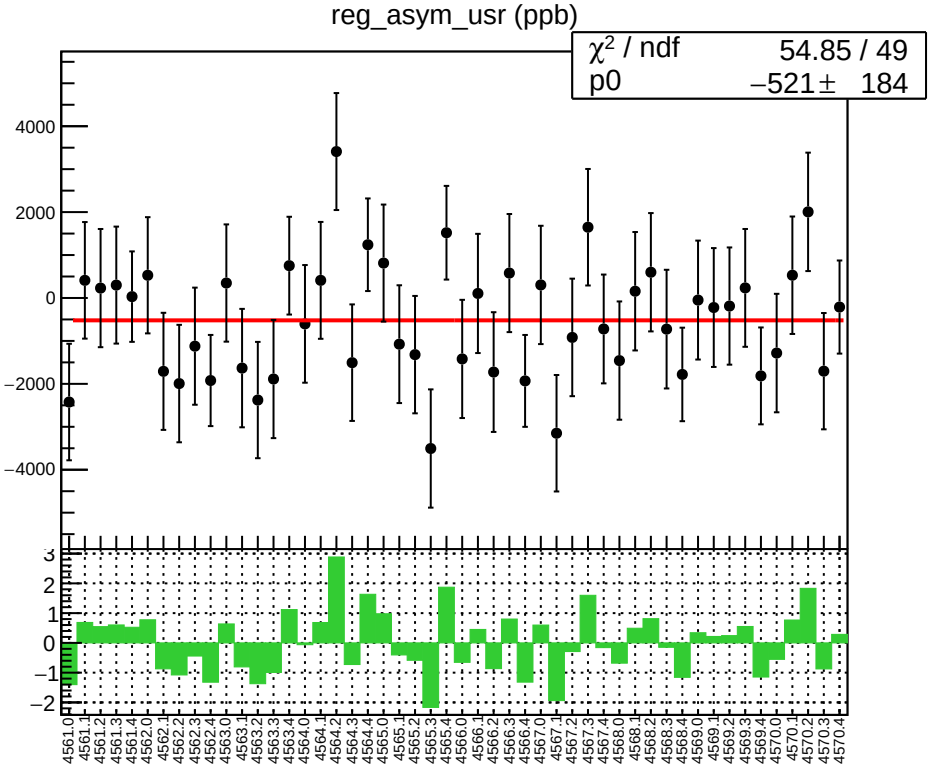
reg_asym_usr (ppb)
χ² / ndf 54.85 / 49
p0 −521 ± 184
4000
2000
0
−2000
−4000
3
2
1
0
−1
−2
4561.0
4561.1
4561.2
4561.3
4561.4
4562.0
4562.1
4562.2
4562.3
4562.4
4563.0
4563.1
4563.2
4563.3
4563.4
4564.0
4564.1
4564.2
4564.3
4564.4
4565.0
4565.1
4565.2
4565.3
4565.4
4566.0
4566.1
4566.2
4566.3
4566.4
4567.0
4567.1
4567.2
4567.3
4567.4
4568.0
4568.1
4568.2
4568.3
4568.4
4569.0
4569.1
4569.2
4569.3
4569.4
4570.0
4570.1
4570.2
4570.3
4570.4

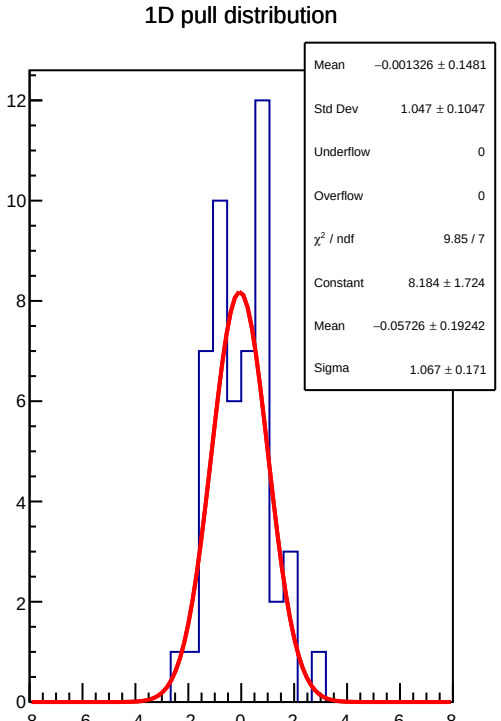
1D pull distribution
Mean −0.001326 ± 0.1481
Std Dev 1.047 ± 0.1047
Underflow 0
Overflow 0
χ² / ndf 9.85 / 7
Constant 8.184 ± 1.724
Mean −0.05726 ± 0.19242
Sigma 1.067 ± 0.171
12
10
8
6
4
2
0
−8
−6
−4
−2
0
2
4
6
8

reg_asym_usr RMS (ppm)

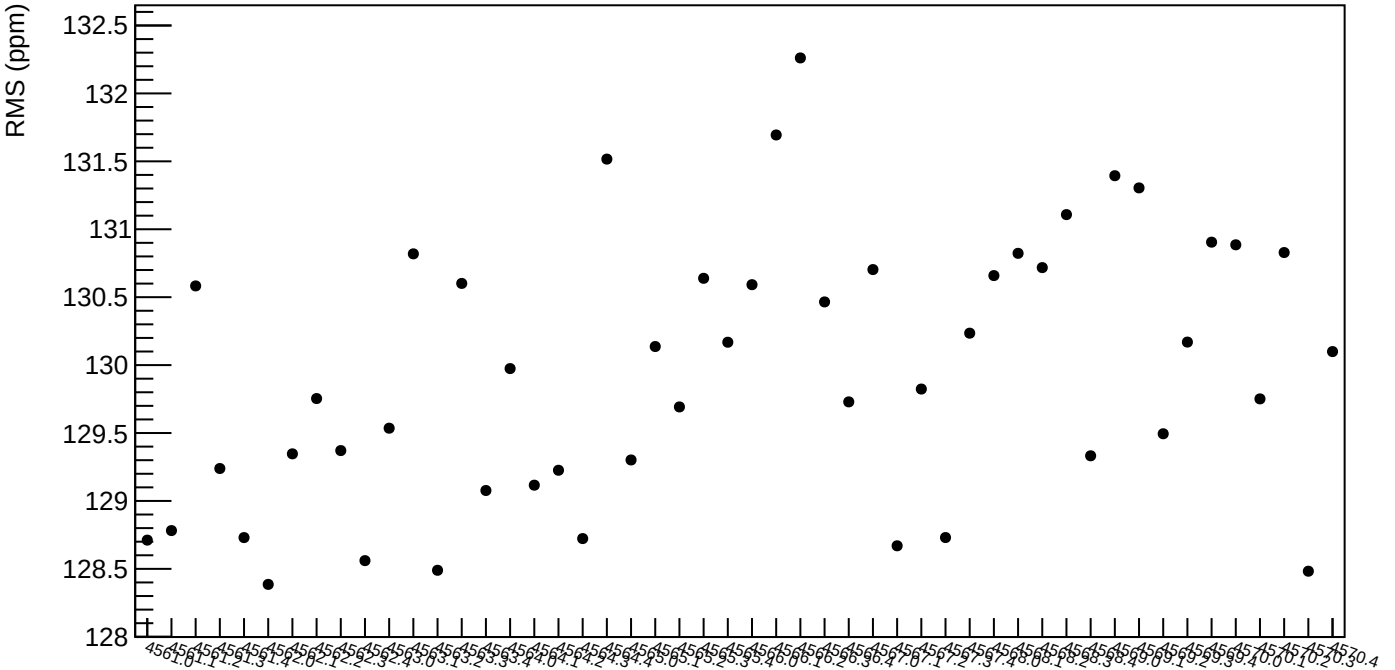

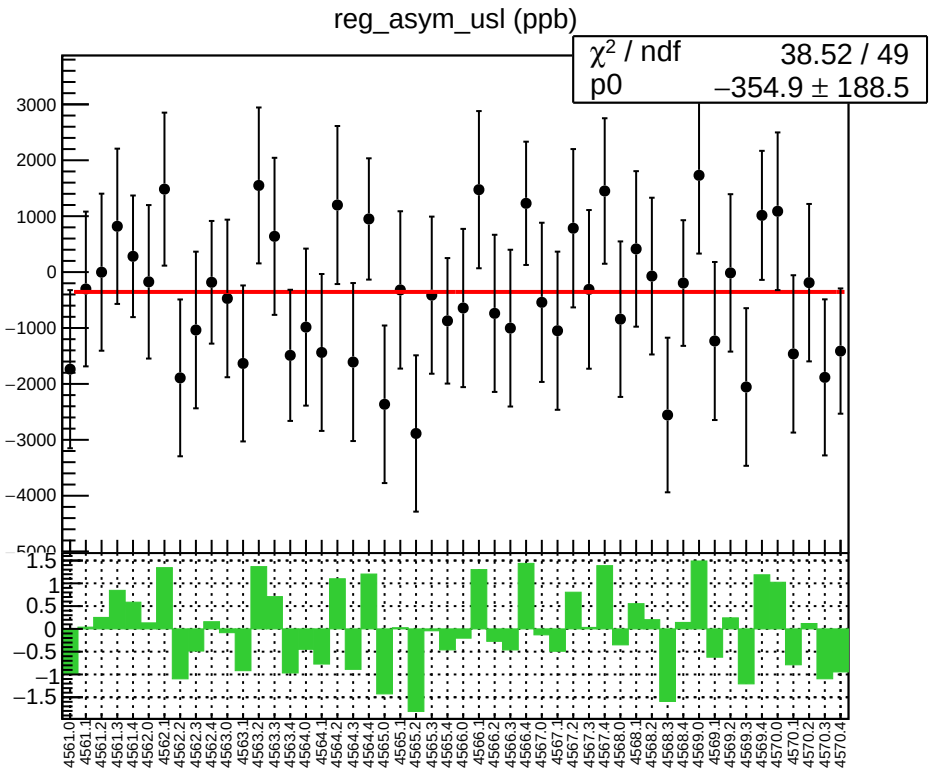
reg_asym_usl (ppb)
χ² / ndf 38.52 / 49
p0 −354.9 ± 188.5

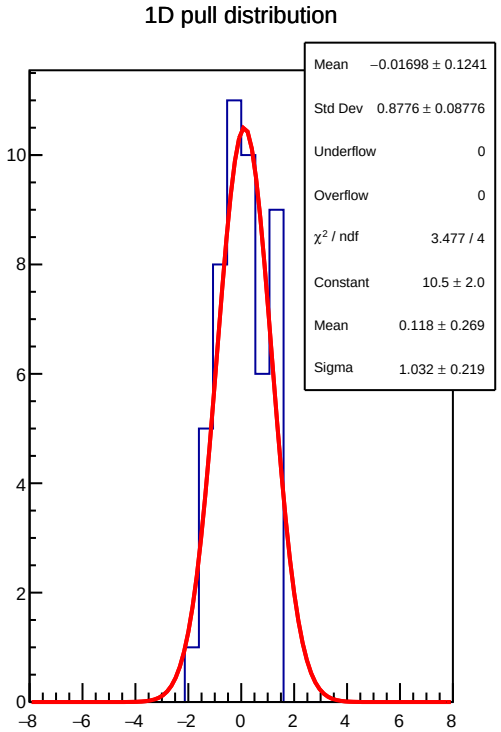
1D pull distribution
Mean −0.01698 ± 0.1241
Std Dev 0.8776 ± 0.08776
Underflow 0
Overflow 0
χ² / ndf 3.477 / 4
Constant 10.5 ± 2.0
Mean 0.118 ± 0.269
Sigma 1.032 ± 0.219

reg_asym_usl RMS (ppm)

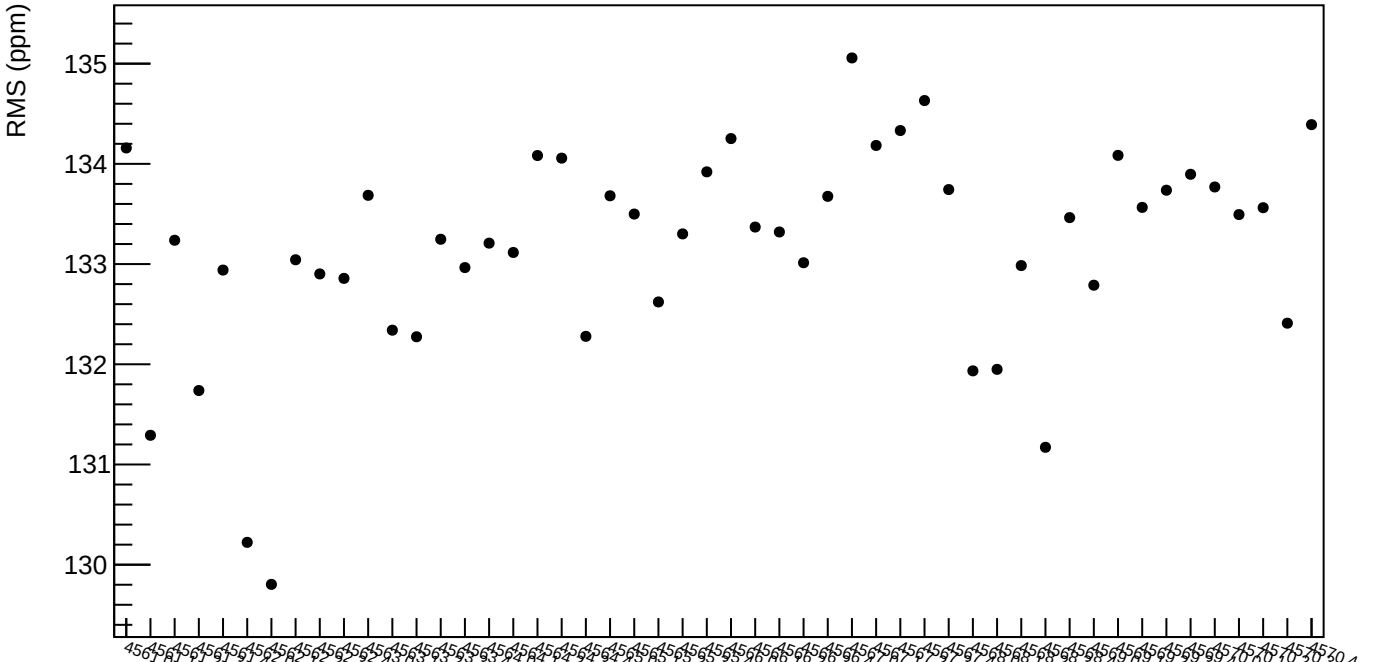

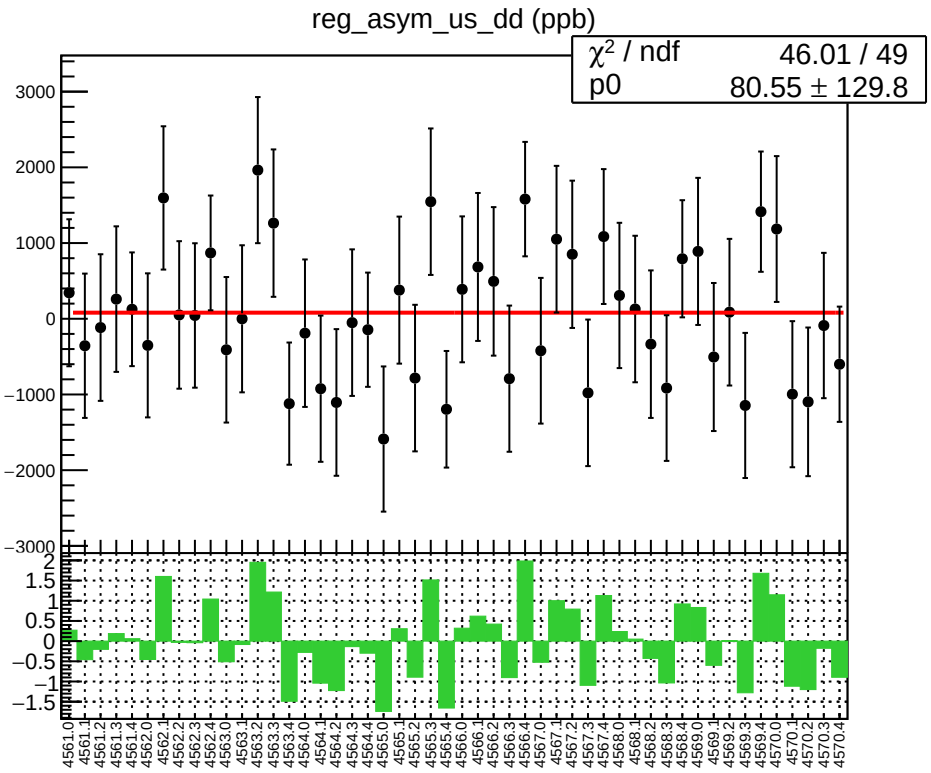
reg_asym_us_dd (ppb)
χ² / ndf 46.01 / 49
p0 80.55 ± 129.8
3000
2000
1000
0
−1000
−2000
−3000
2
1.5
1
0.5
0
−0.5
−1
−1.5
4561.0
4561.1
4561.2
4561.3
4561.4
4562.0
4562.1
4562.2
4562.3
4562.4
4563.0
4563.1
4563.2
4563.3
4563.4
4564.0
4564.1
4564.2
4564.3
4564.4
4565.0
4565.1
4565.2
4565.3
4565.4
4566.0
4566.1
4566.2
4566.3
4566.4
4567.0
4567.1
4567.2
4567.3
4567.4
4568.0
4568.1
4568.2
4568.3
4568.4
4569.0
4569.1
4569.2
4569.3
4569.4
4570.0
4570.1
4570.2
4570.3
4570.4

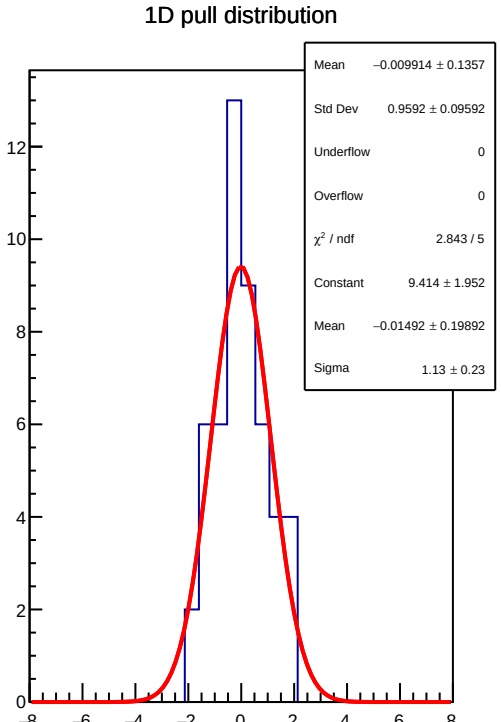
1D pull distribution
Mean −0.009914 ± 0.1357
Std Dev 0.9592 ± 0.09592
Underflow 0
Overflow 0
χ² / ndf 2.843 / 5
Constant 9.414 ± 1.952
Mean −0.01492 ± 0.19892
Sigma 1.13 ± 0.23
12
10
8
6
4
2
0
−8
−6
−4
−2
0
2
4
6
8

reg_asym_us_dd RMS (ppm)

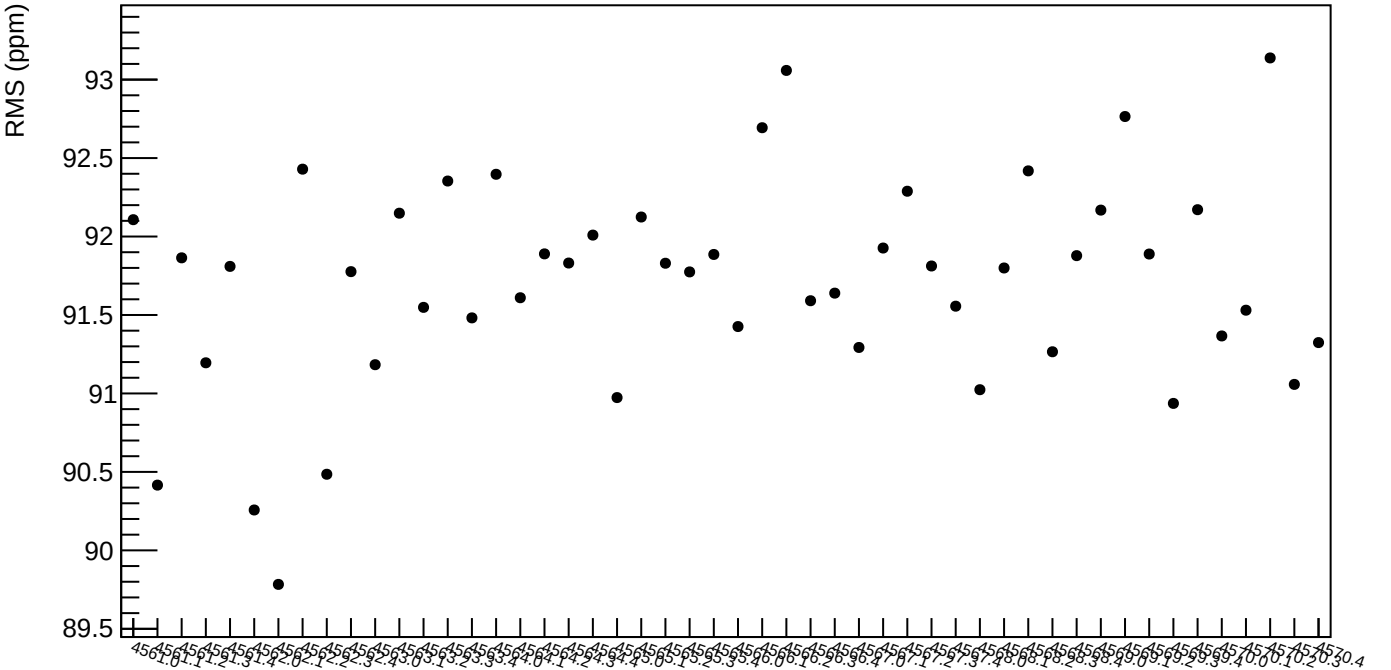

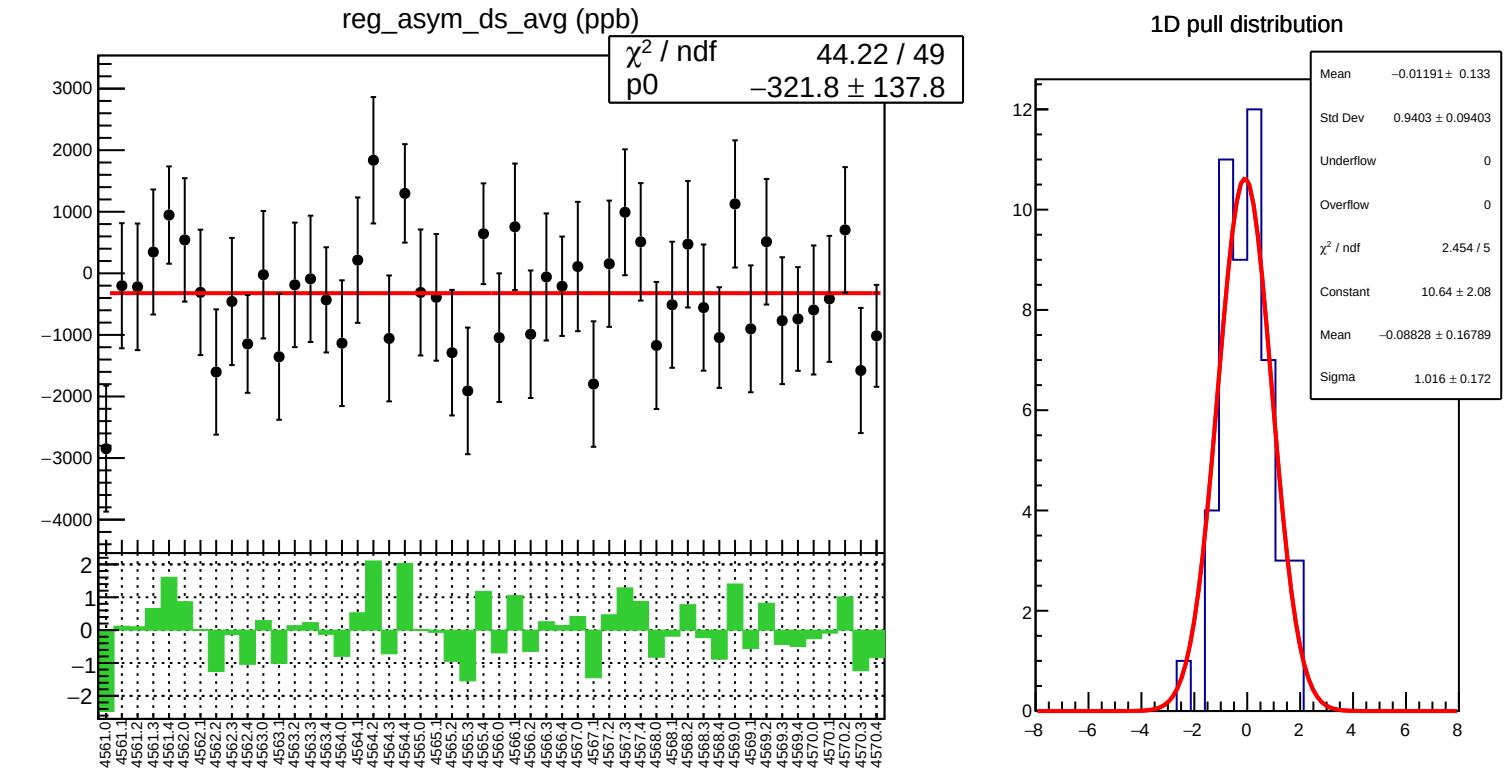
reg_asym_ds_avg (ppb)
χ² / ndf 44.22 / 49
p0 −321.8 ± 137.8
1D pull distribution
Mean −0.01191 ± 0.133
Std Dev 0.9403 ± 0.09403
Underflow 0
Overflow 0
χ² / ndf 2.454 / 5
Constant 10.64 ± 2.08
Mean −0.08828 ± 0.16789
Sigma 1.016 ± 0.172

reg_asym_ds_avg RMS (ppm)

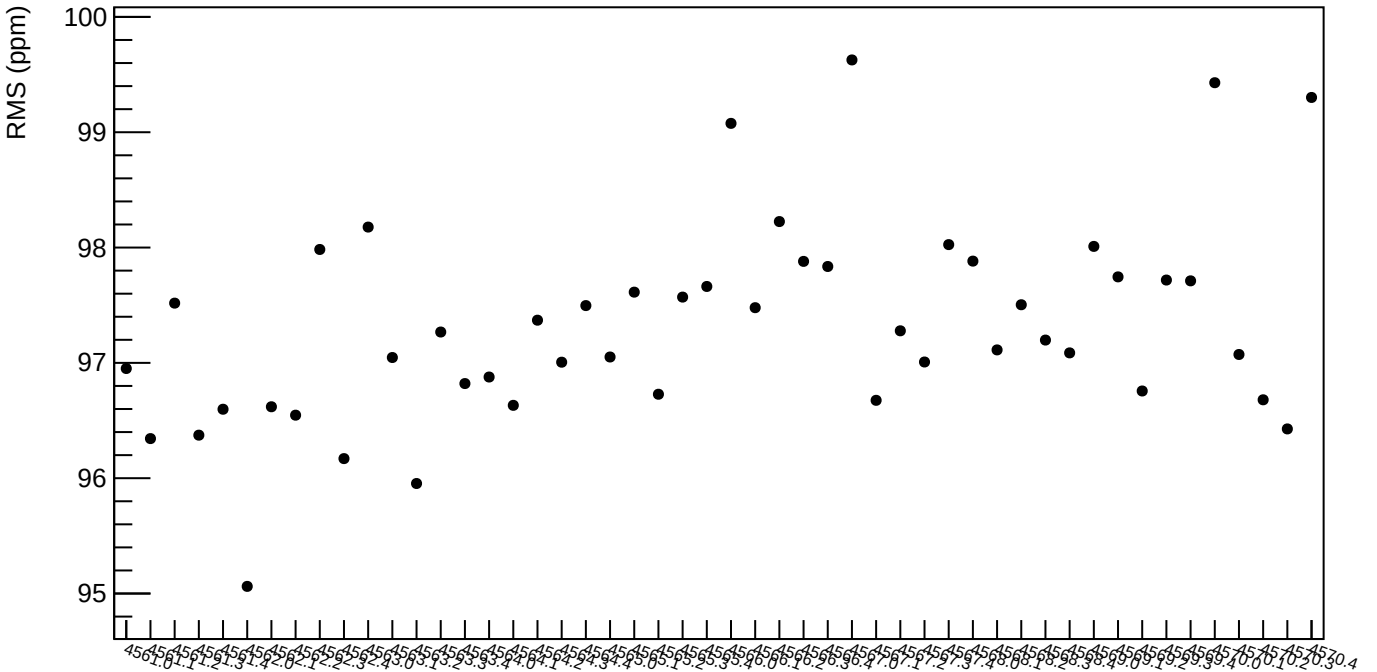

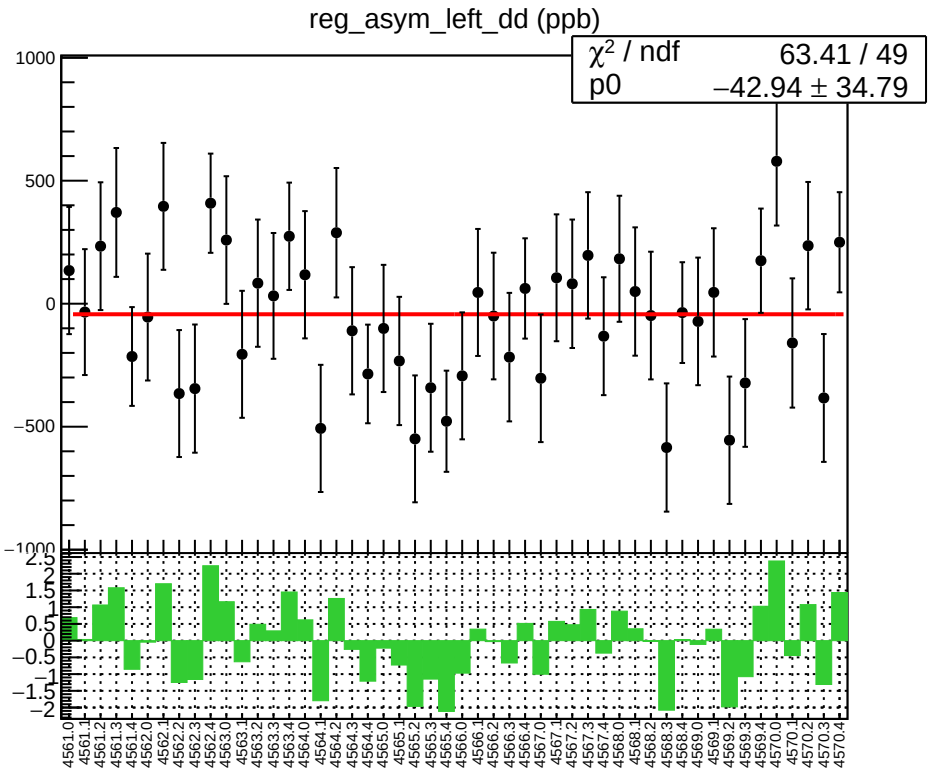
reg_asym_left_dd (ppb)
χ² / ndf 63.41 / 49
p0 −42.94 ± 34.79
1000
500
0
−500
−1000
2.5
2
1.5
1
0.5
0
−0.5
−1
−1.5
−2
4561.0
4561.1
4561.2
4561.3
4561.4
4562.0
4562.1
4562.2
4562.3
4562.4
4563.0
4563.1
4563.2
4563.3
4563.4
4564.0
4564.1
4564.2
4564.3
4564.4
4565.0
4565.1
4565.2
4565.3
4565.4
4566.0
4566.1
4566.2
4566.3
4566.4
4567.0
4567.1
4567.2
4567.3
4567.4
4568.0
4568.1
4568.2
4568.3
4568.4
4569.0
4569.1
4569.2
4569.3
4569.4
4570.0
4570.1
4570.2
4570.3
4570.4

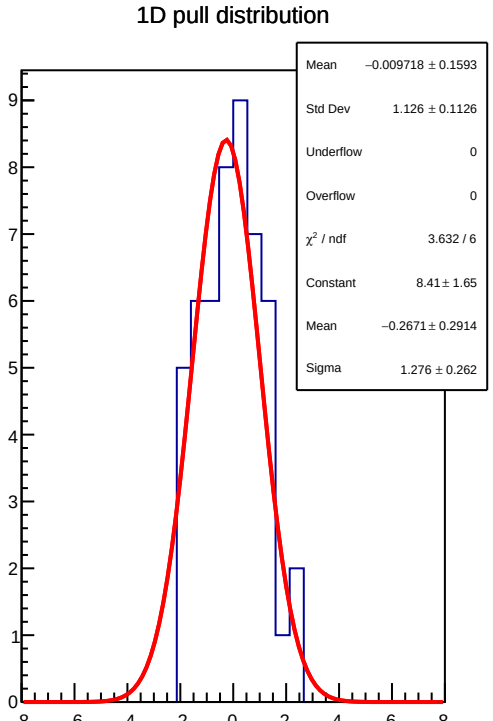
1D pull distribution
Mean −0.009718 ± 0.1593
Std Dev 1.126 ± 0.1126
Underflow 0
Overflow 0
χ² / ndf 3.632 / 6
Constant 8.41 ± 1.65
Mean −0.2671 ± 0.2914
Sigma 1.276 ± 0.262
9
8
7
6
5
4
3
2
1
0
−8
−6
−4
−2
0
2
4
6
8

reg_asym_left_dd RMS (ppm)

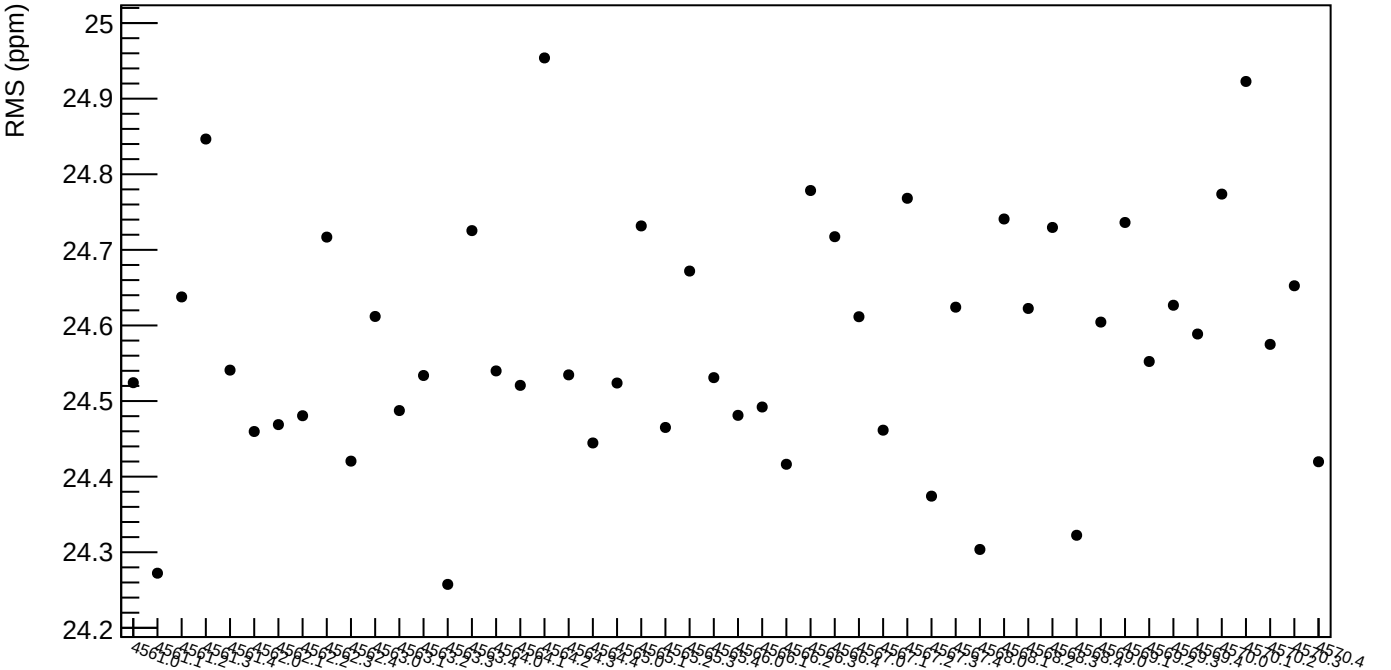

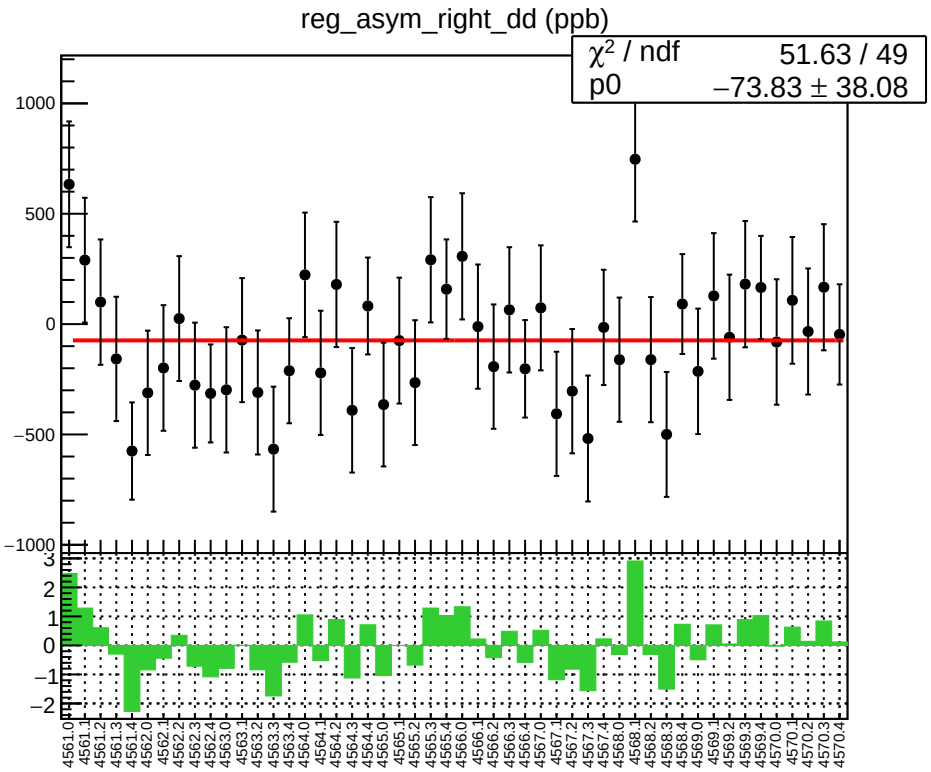
reg_asym_right_dd (ppb)
χ² / ndf 51.63 / 49
p0 −73.83 ± 38.08
1000
500
0
−500
−1000
3
2
1
0
−1
−2
4561.0
4561.1
4561.2
4561.3
4561.4
4562.0
4562.1
4562.2
4562.3
4562.4
4563.0
4563.1
4563.2
4563.3
4563.4
4564.0
4564.1
4564.2
4564.3
4564.4
4565.0
4565.1
4565.2
4565.3
4565.4
4566.0
4566.1
4566.2
4566.3
4566.4
4567.0
4567.1
4567.2
4567.3
4567.4
4568.0
4568.1
4568.2
4568.3
4568.4
4569.0
4569.1
4569.2
4569.3
4569.4
4570.0
4570.1
4570.2
4570.3
4570.4

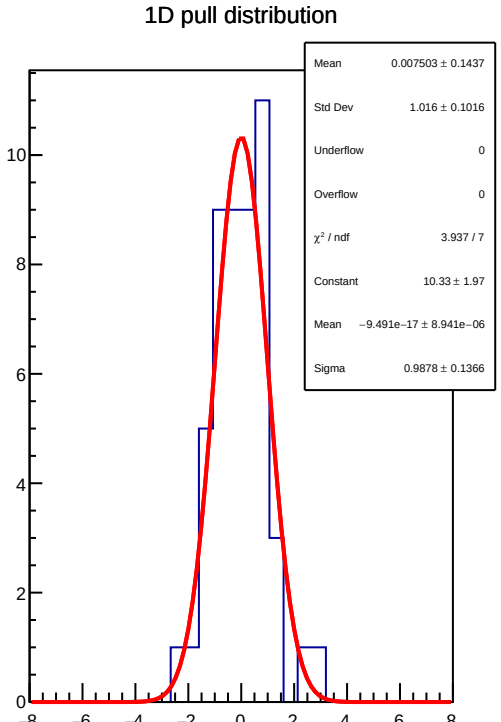
1D pull distribution
Mean 0.007503 ± 0.1437
Std Dev 1.016 ± 0.1016
Underflow 0
Overflow 0
χ² / ndf 3.937 / 7
Constant 10.33 ± 1.97
Mean −9.491e−17 ± 8.941e−06
Sigma 0.9878 ± 0.1366
10
8
6
4
2
0
−8
−6
−4
−2
0
2
4
6
8
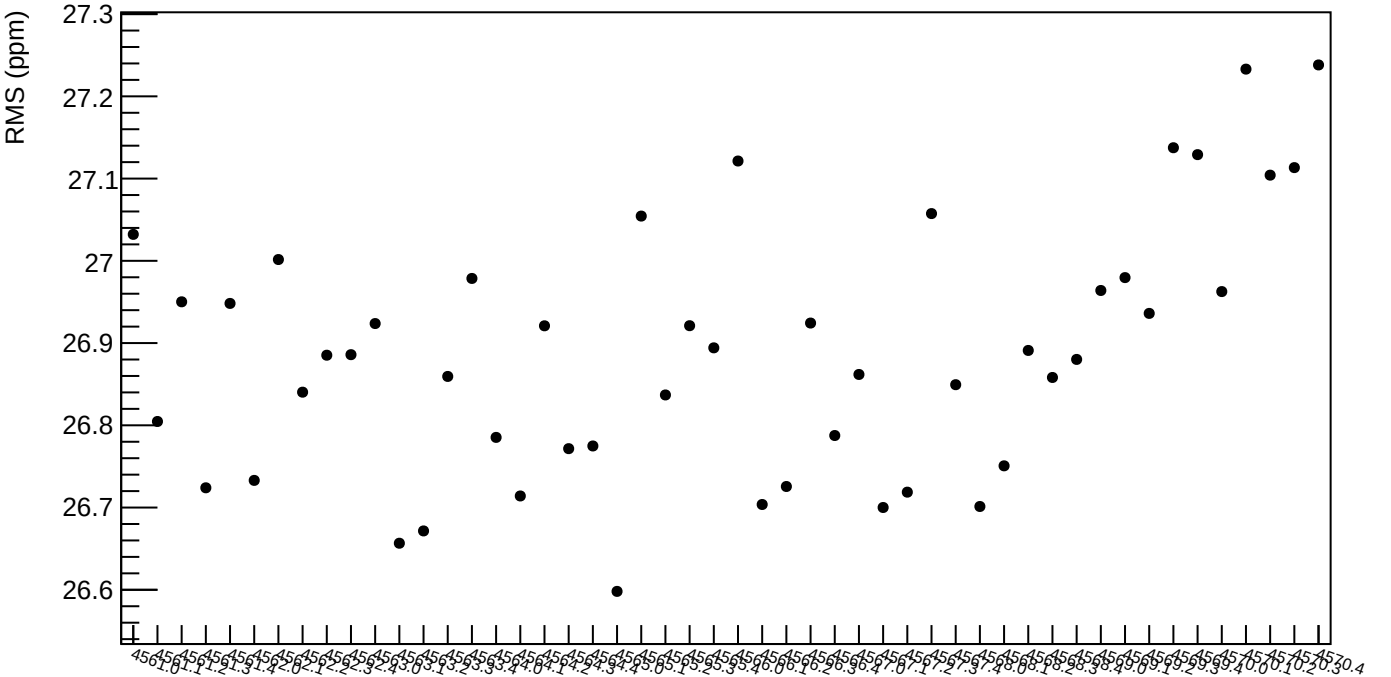
reg_asym_right_dd RMS (ppm)