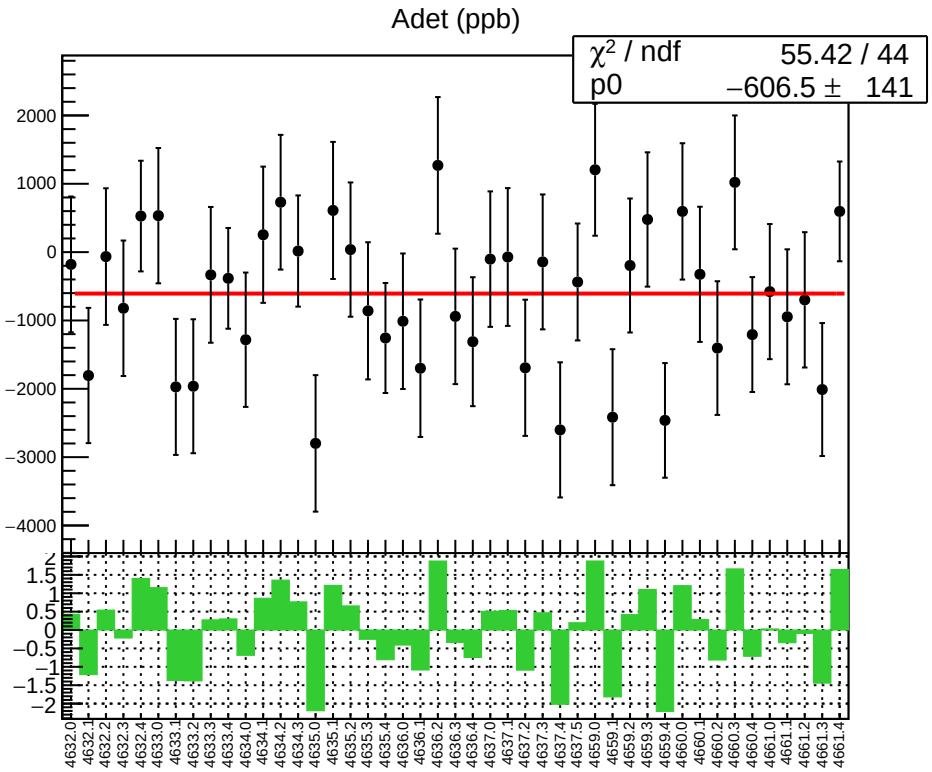
Adet (ppb)
χ² / ndf 55.42 / 44
p0 −606.5 ± 141
2000
1000
0
−1000
−2000
−3000
−4000
1.5
1
0.5
0
−0.5
−1
−1.5
−2
4632.0
4632.1
4632.2
4632.3
4632.4
4633.0
4633.1
4633.2
4633.3
4633.4
4634.0
4634.1
4634.2
4634.3
4635.0
4635.1
4635.2
4635.3
4635.4
4636.0
4636.1
4636.2
4636.3
4636.4
4637.0
4637.1
4637.2
4637.3
4637.4
4637.5
4659.0
4659.1
4659.2
4659.3
4659.4
4660.0
4660.1
4660.2
4660.3
4660.4
4661.0
4661.1
4661.2
4661.3
4661.4

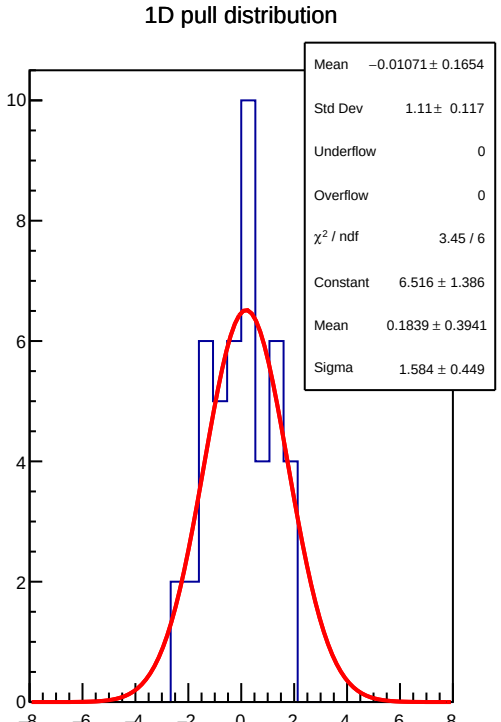
1D pull distribution
Mean −0.01071 ± 0.1654
Std Dev 1.11 ± 0.117
Underflow 0
Overflow 0
χ² / ndf 3.45 / 6
Constant 6.516 ± 1.386
Mean 0.1839 ± 0.3941
Sigma 1.584 ± 0.449
10
8
6
4
2
0
−8
−6
−4
−2
0
2
4
6
8

# Adet RMS (ppm)

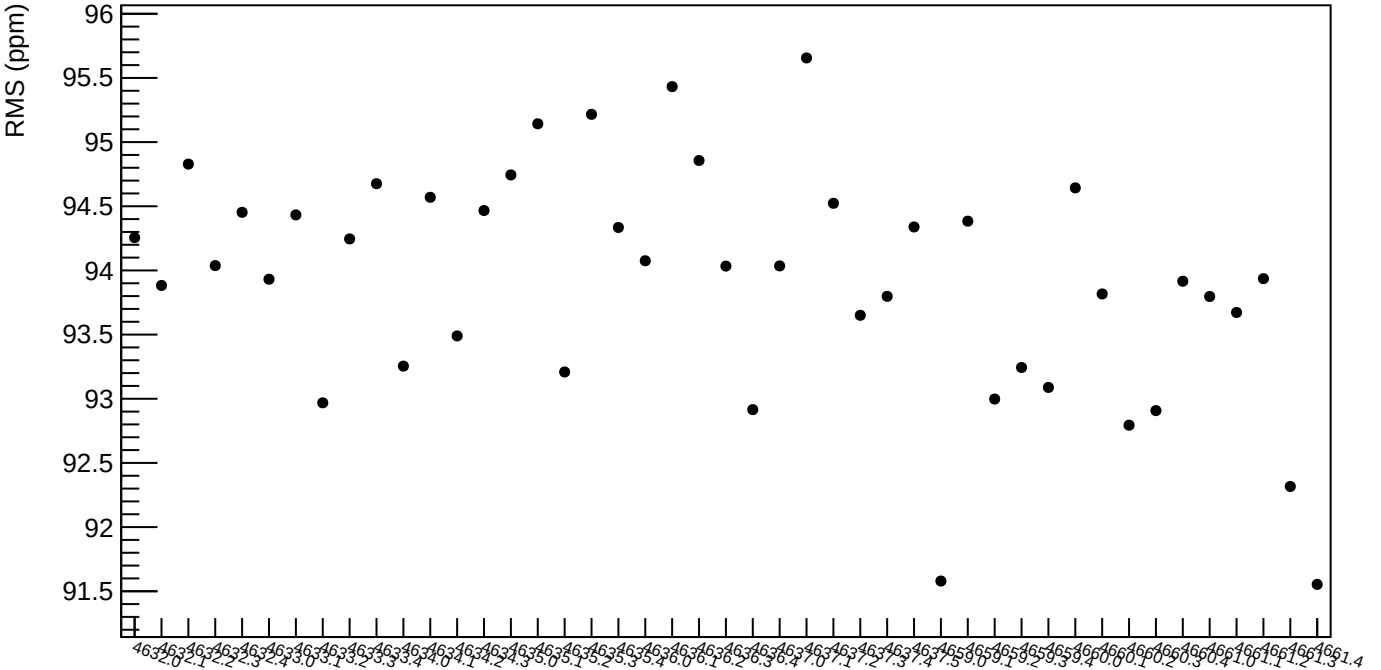

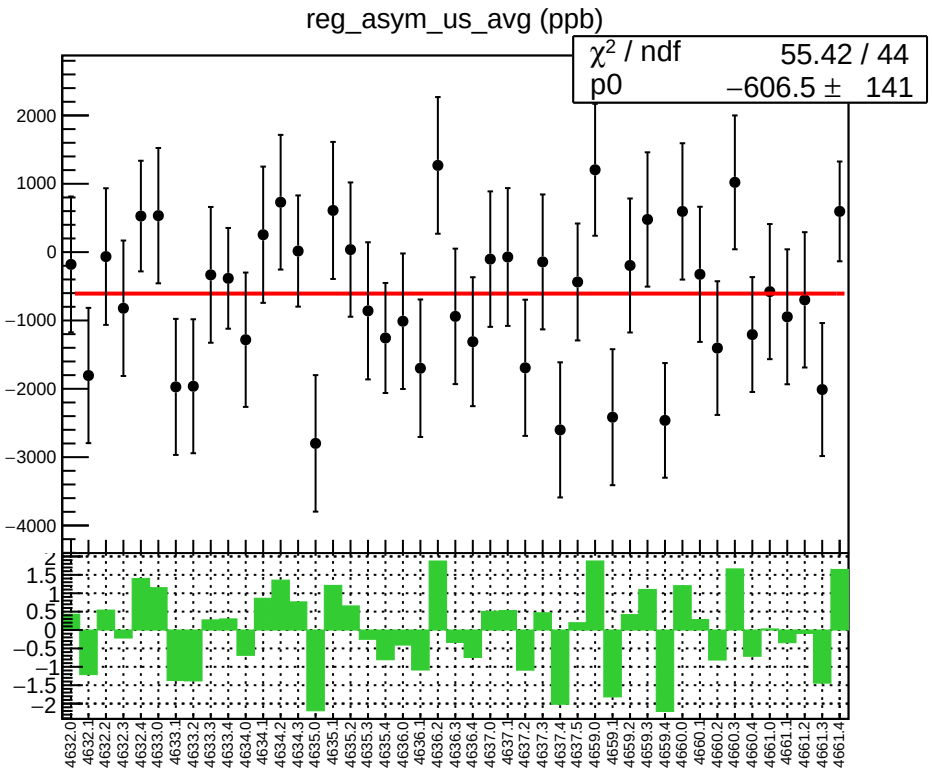
reg_asym_us_avg (ppb)
χ² / ndf 55.42 / 44
p0 −606.5 ± 141
2000
1000
0
−1000
−2000
−3000
−4000
1.5
1
0.5
0
−0.5
−1
−1.5
−2
4632.0
4632.1
4632.2
4632.3
4632.4
4633.0
4633.1
4633.2
4633.3
4633.4
4634.0
4634.1
4634.2
4634.3
4635.0
4635.1
4635.2
4635.3
4635.4
4636.0
4636.1
4636.2
4636.3
4636.4
4637.0
4637.1
4637.2
4637.3
4637.4
4637.5
4659.0
4659.1
4659.2
4659.3
4659.4
4660.0
4660.1
4660.2
4660.3
4660.4
4661.0
4661.1
4661.2
4661.3
4661.4

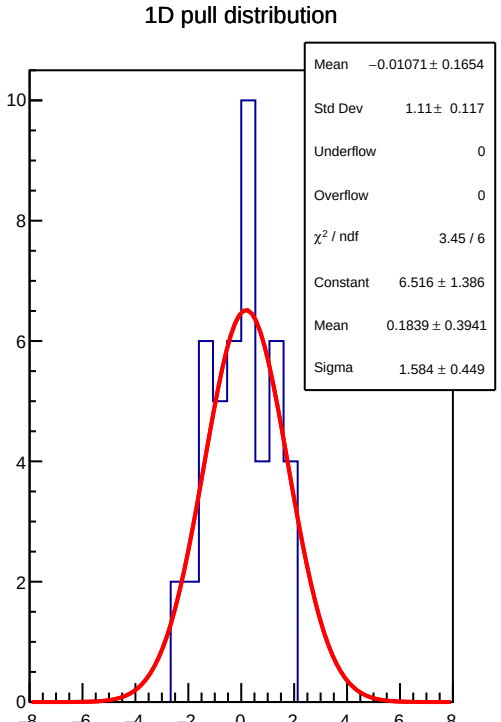
1D pull distribution
Mean −0.01071 ± 0.1654
Std Dev 1.11 ± 0.117
Underflow 0
Overflow 0
χ² / ndf 3.45 / 6
Constant 6.516 ± 1.386
Mean 0.1839 ± 0.3941
Sigma 1.584 ± 0.449
10
8
6
4
2
0
−8
−6
−4
−2
0
2
4
6
8

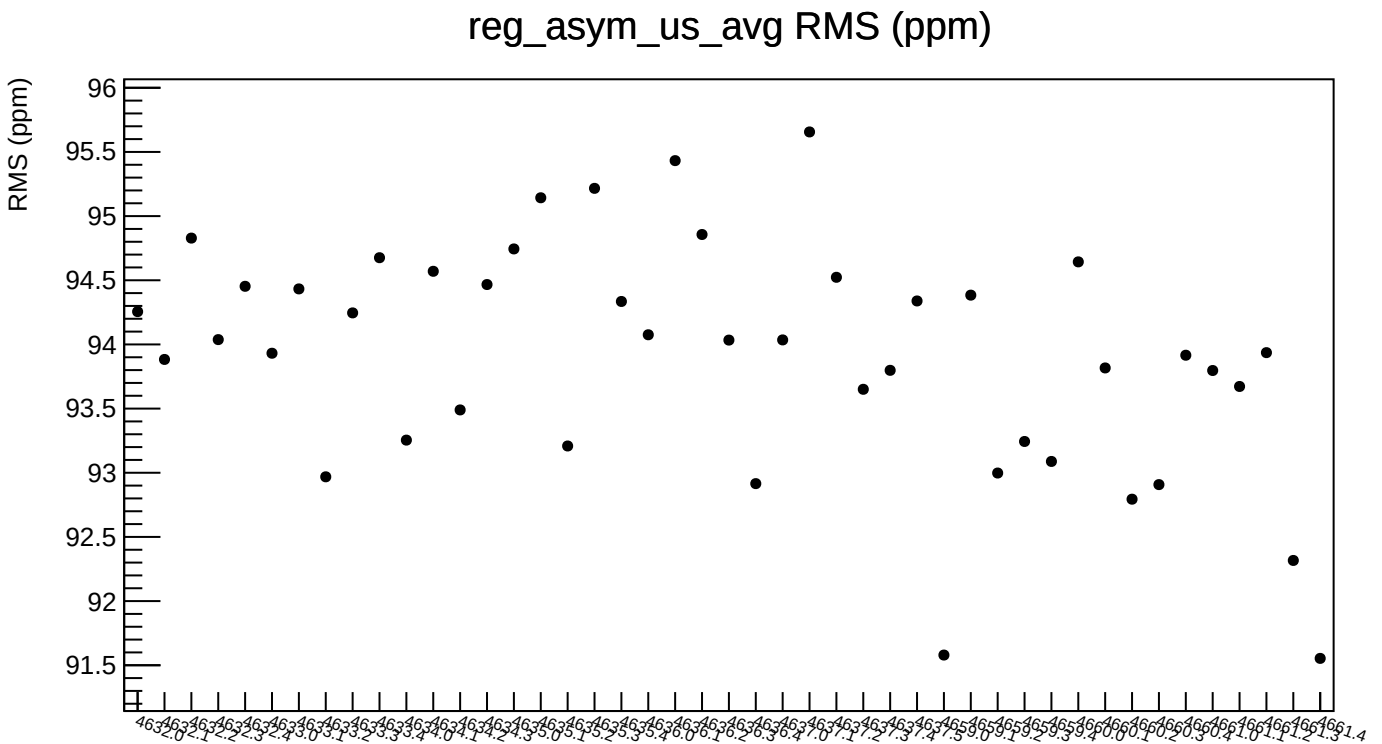
reg_asym_us_avg RMS (ppm)
RMS (ppm)
96
95.5
95
94.5
94
93.5
93
92.5
92
91.5

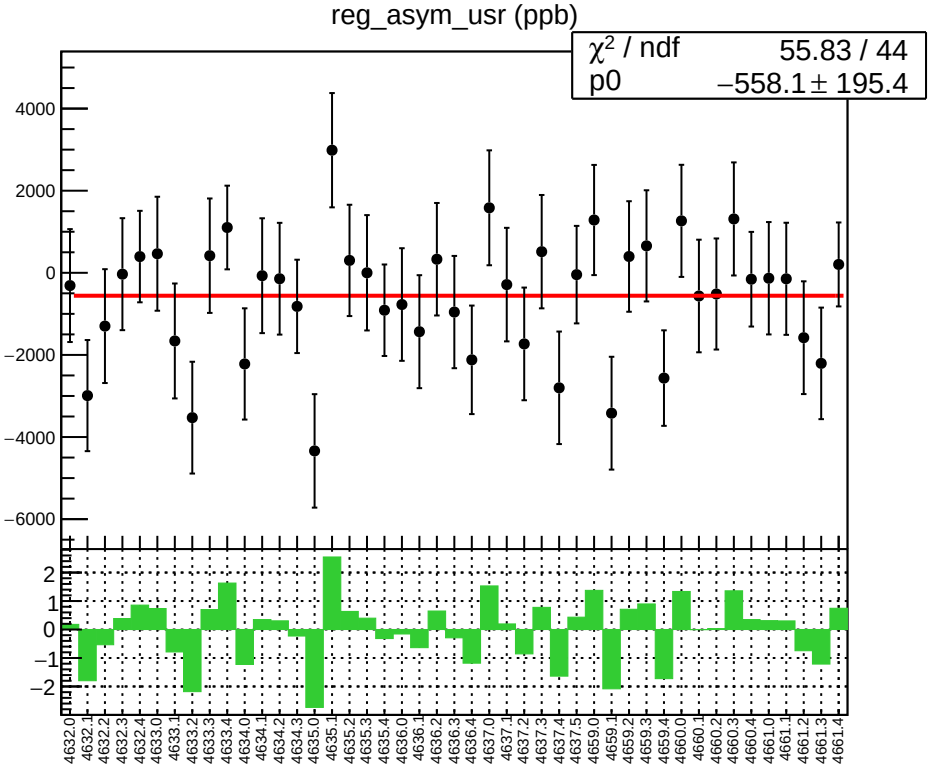
reg_asym_usr (ppb)
χ² / ndf 55.83 / 44
p0 −558.1 ± 195.4
4000
2000
0
−2000
−4000
−6000
2
1
0
−1
−2
4632.0
4632.1
4632.2
4632.3
4632.4
4633.0
4633.1
4633.2
4633.3
4633.4
4634.0
4634.1
4634.2
4634.3
4635.0
4635.1
4635.2
4635.3
4635.4
4636.0
4636.1
4636.2
4636.3
4636.4
4637.0
4637.1
4637.2
4637.3
4637.4
4637.5
4659.0
4659.1
4659.2
4659.3
4659.4
4660.0
4660.1
4660.2
4660.3
4660.4
4661.0
4661.1
4661.2
4661.3
4661.4

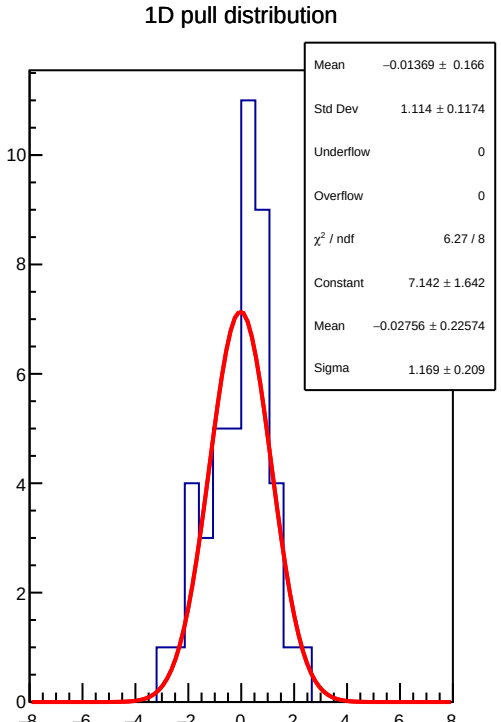
1D pull distribution
Mean −0.01369 ± 0.166
Std Dev 1.114 ± 0.1174
Underflow 0
Overflow 0
χ² / ndf 6.27 / 8
Constant 7.142 ± 1.642
Mean −0.02756 ± 0.22574
Sigma 1.169 ± 0.209
10
8
6
4
2
0
−8
−6
−4
−2
0
2
4
6
8

# reg_asym_usr RMS (ppm)

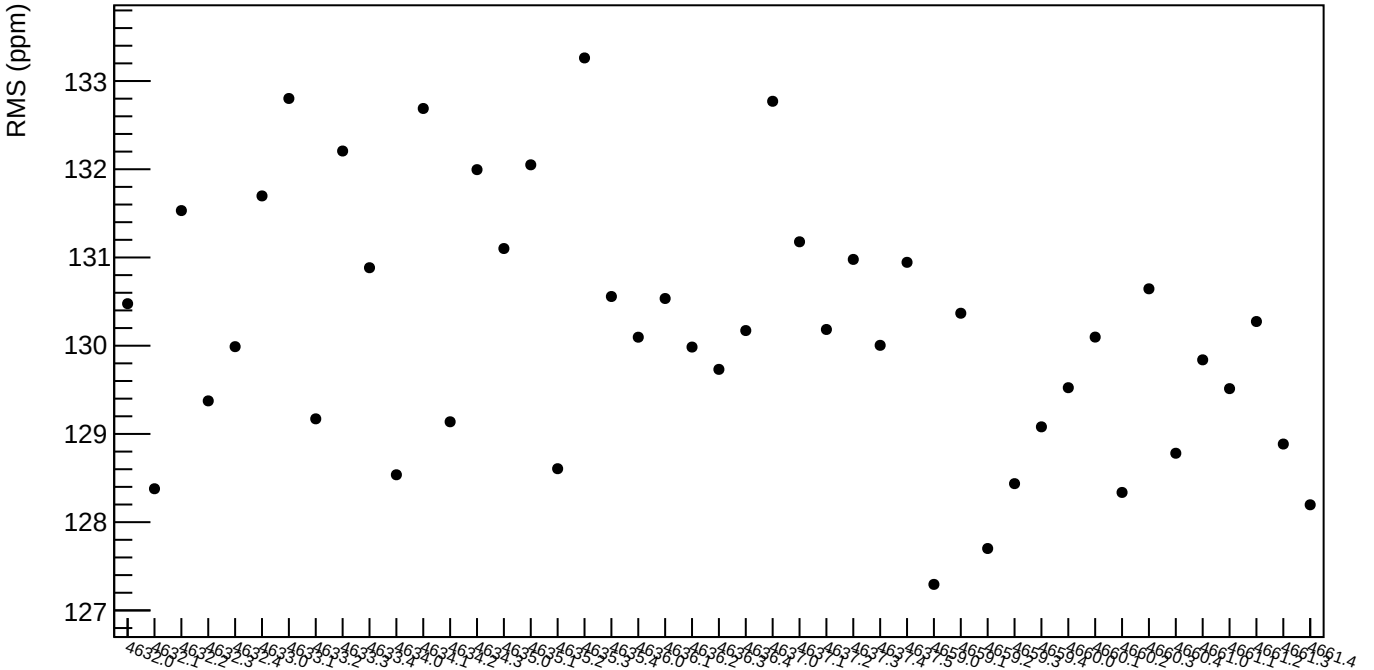

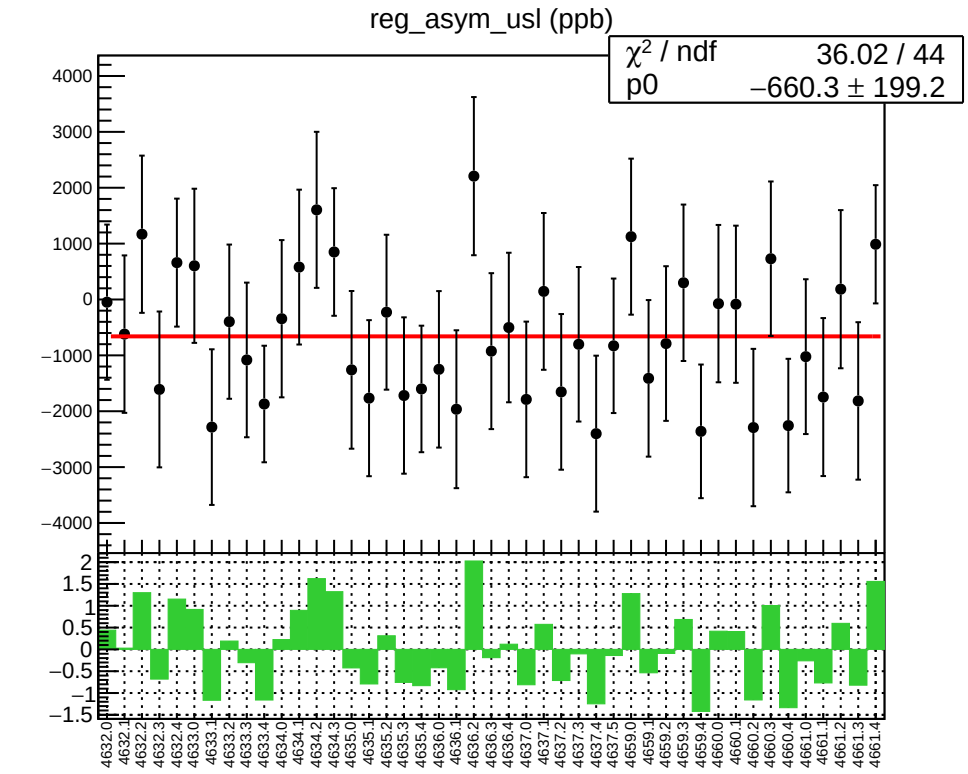
reg_asym_usl (ppb)
χ² / ndf 36.02 / 44
p0 −660.3 ± 199.2

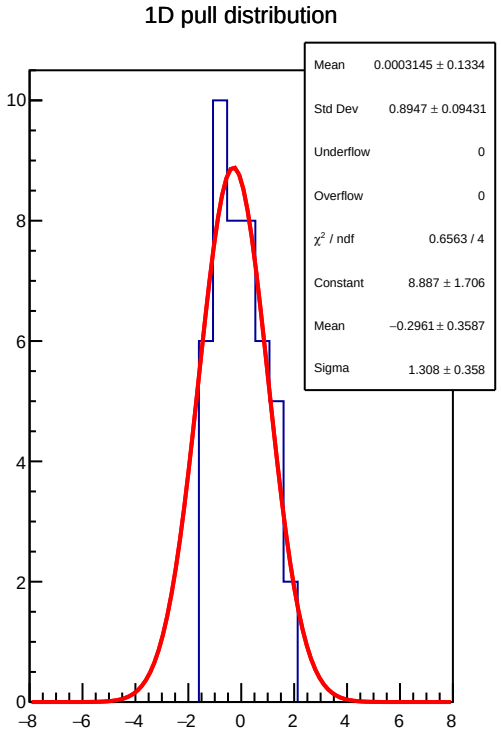
1D pull distribution
Mean 0.0003145 ± 0.1334
Std Dev 0.8947 ± 0.09431
Underflow 0
Overflow 0
χ² / ndf 0.6563 / 4
Constant 8.887 ± 1.706
Mean −0.2961 ± 0.3587
Sigma 1.308 ± 0.358

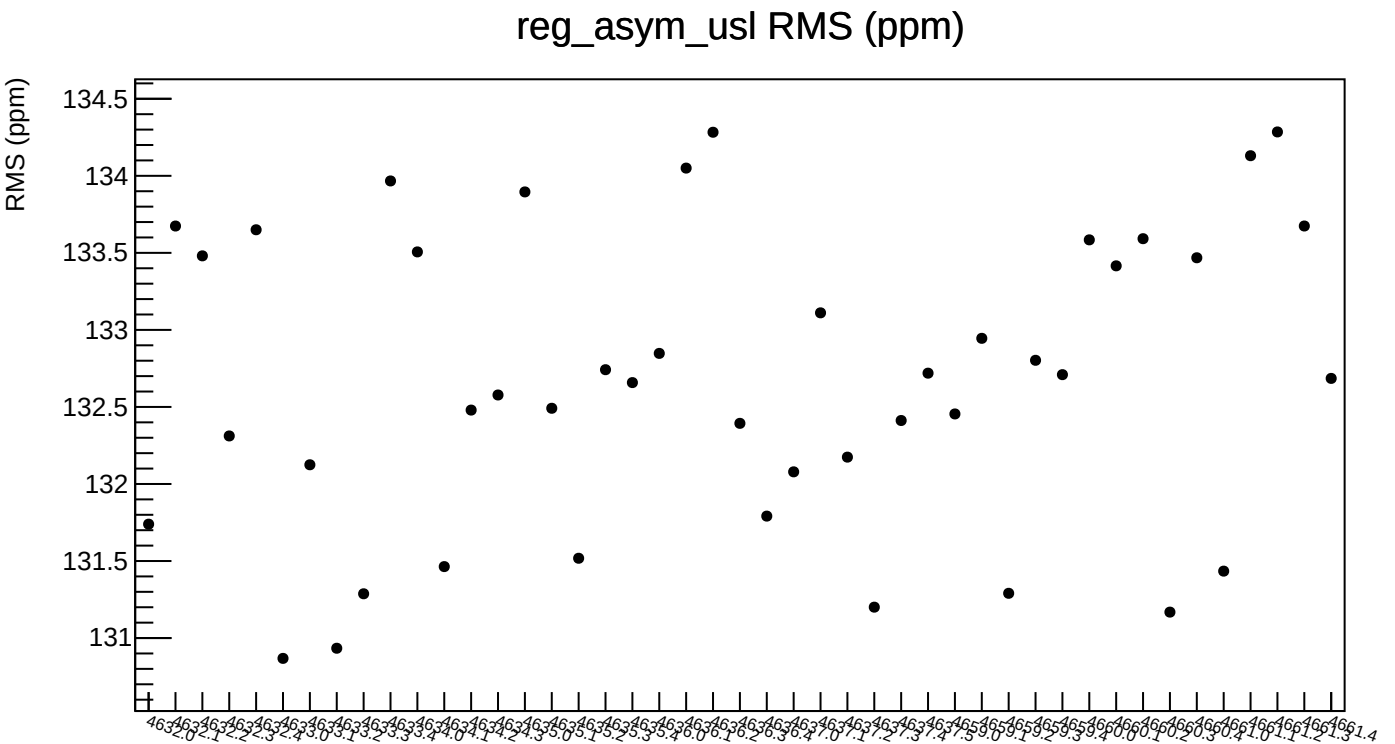
reg_asym_usl RMS (ppm)
RMS (ppm)
134.5
134
133.5
133
132.5
132
131.5
131

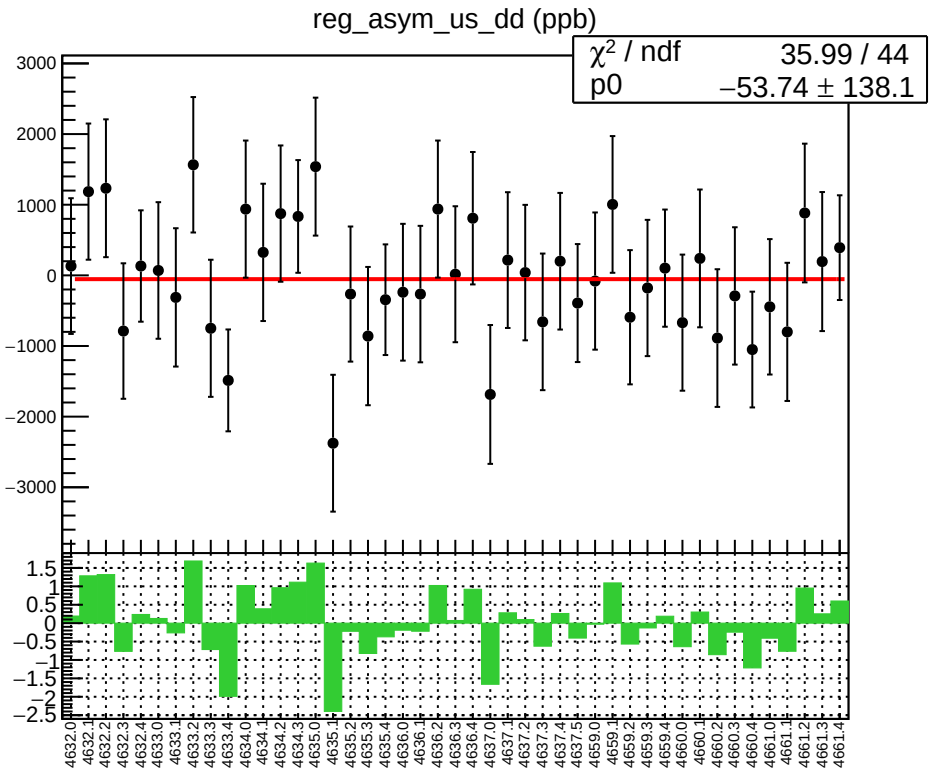
reg_asym_us_dd (ppb)
χ² / ndf 35.99 / 44
p0 −53.74 ± 138.1

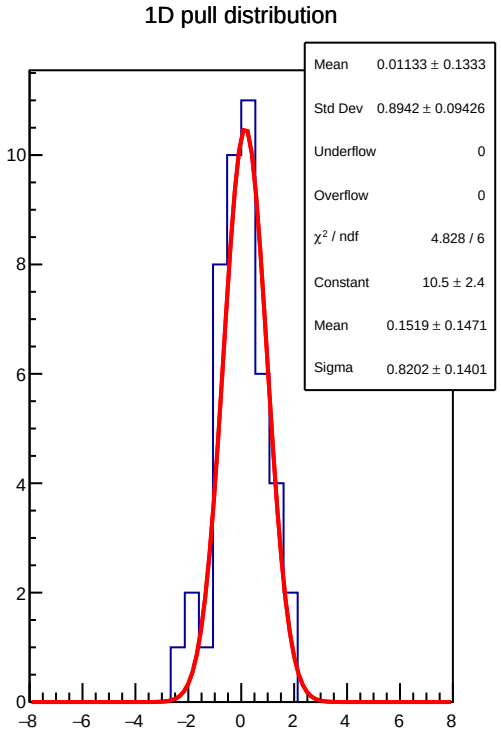
1D pull distribution
Mean 0.01133 ± 0.1333
Std Dev 0.8942 ± 0.09426
Underflow 0
Overflow 0
χ² / ndf 4.828 / 6
Constant 10.5 ± 2.4
Mean 0.1519 ± 0.1471
Sigma 0.8202 ± 0.1401

# reg_asym_us_dd RMS (ppm)

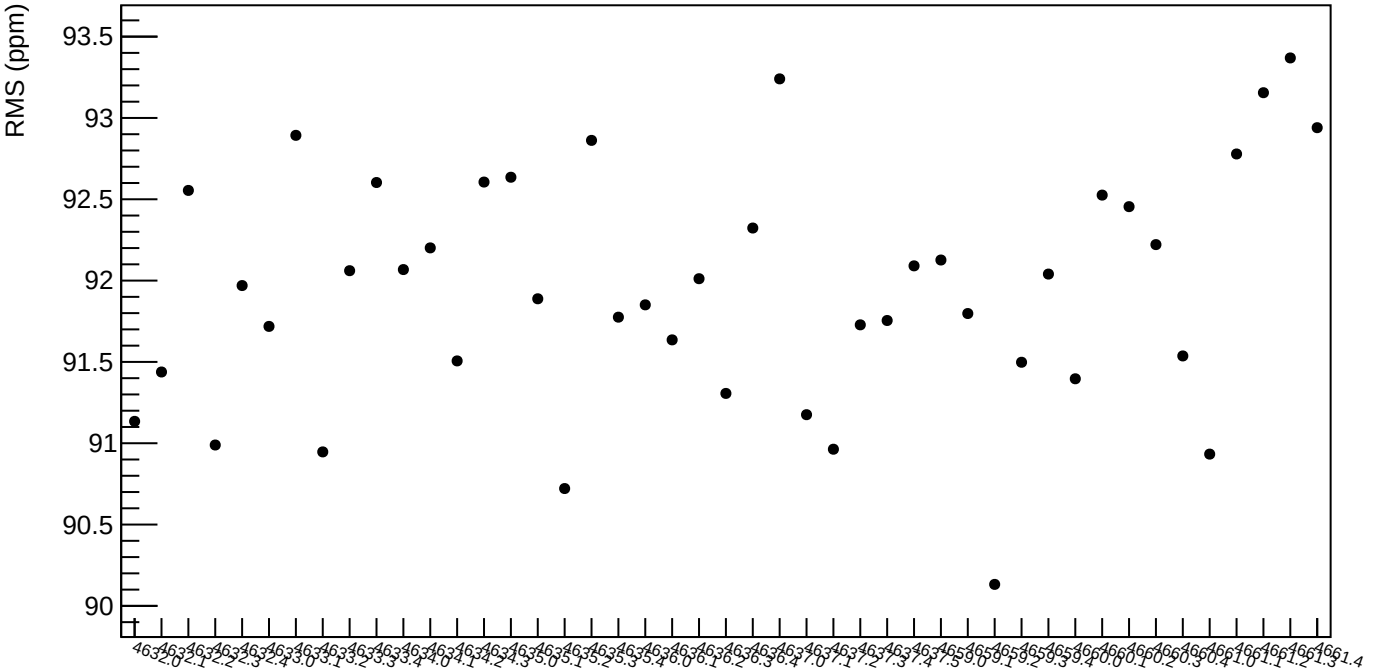

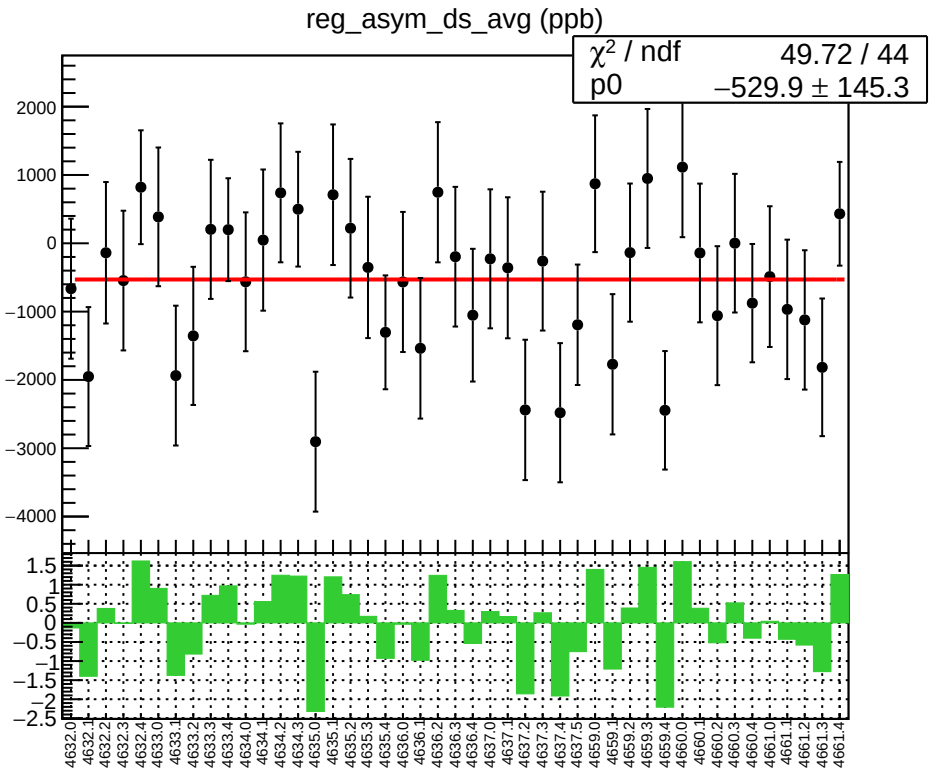
reg_asym_ds_avg (ppb)
χ² / ndf 49.72 / 44
p0 −529.9 ± 145.3
2000
1000
0
−1000
−2000
−3000
−4000
1.5
1
0.5
0
−0.5
−1
−1.5
−2
−2.5
4632.0
4632.1
4632.2
4632.3
4632.4
4633.0
4633.1
4633.2
4633.3
4633.4
4634.0
4634.1
4634.2
4634.3
4635.0
4635.1
4635.2
4635.3
4635.4
4636.0
4636.1
4636.2
4636.3
4636.4
4637.0
4637.1
4637.2
4637.3
4637.4
4637.5
4659.0
4659.1
4659.2
4659.3
4659.4
4660.0
4660.1
4660.2
4660.3
4660.4
4661.0
4661.1
4661.2
4661.3
4661.4

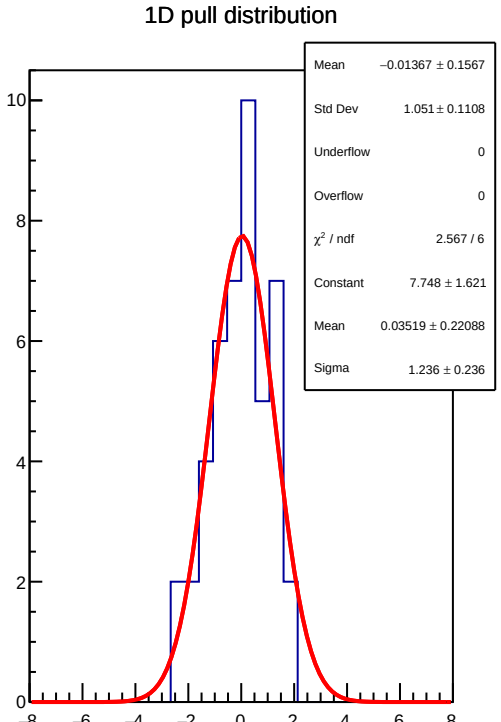
1D pull distribution
Mean −0.01367 ± 0.1567
Std Dev 1.051 ± 0.1108
Underflow 0
Overflow 0
χ² / ndf 2.567 / 6
Constant 7.748 ± 1.621
Mean 0.03519 ± 0.22088
Sigma 1.236 ± 0.236
10
8
6
4
2
0
−8
−6
−4
−2
0
2
4
6
8

# reg_asym_ds_avg RMS (ppm)

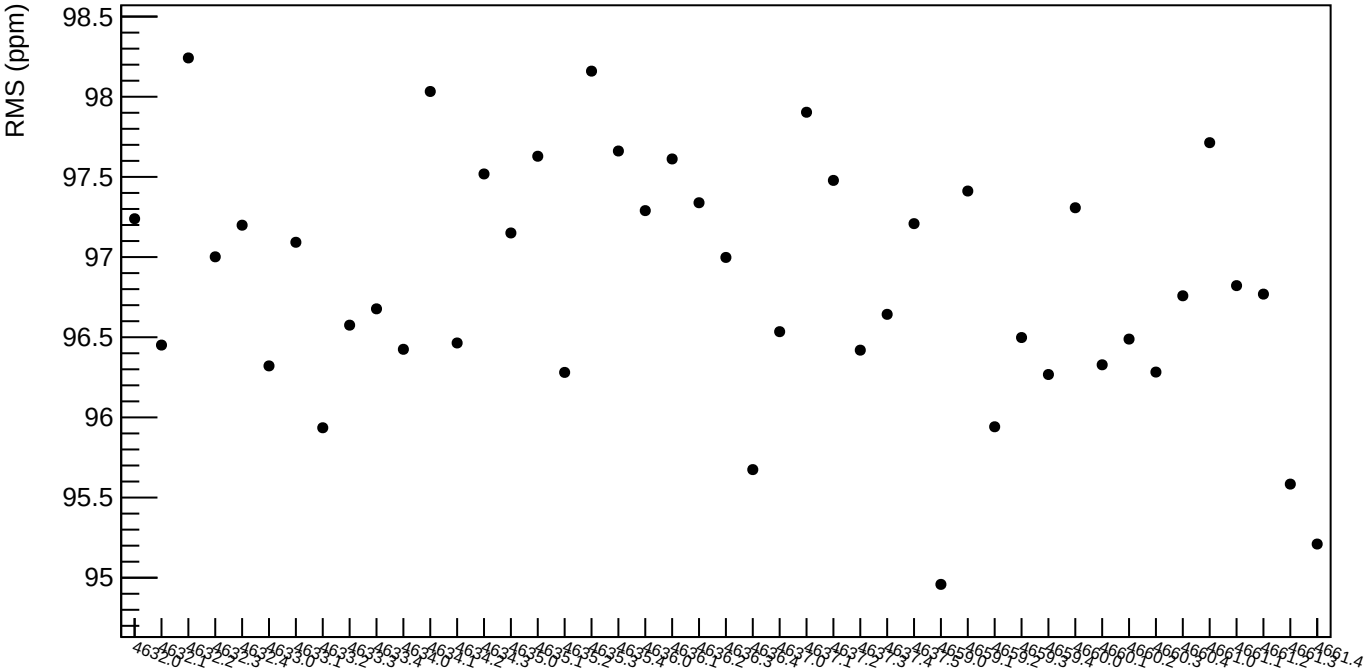

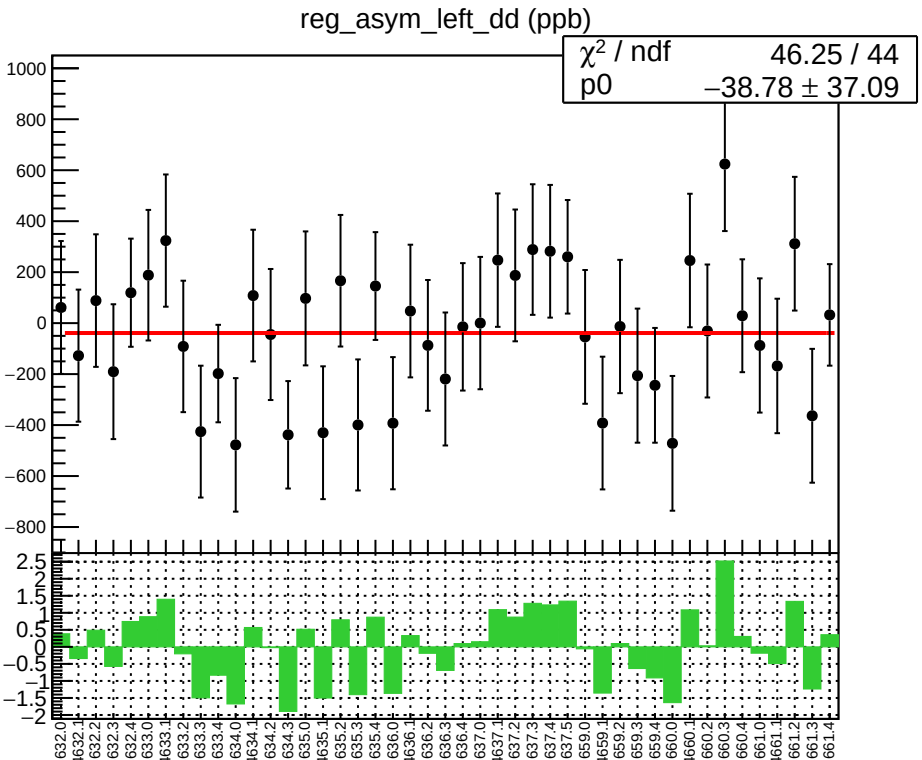
reg_asym_left_dd (ppb)
χ² / ndf 46.25 / 44
p0 −38.78 ± 37.09

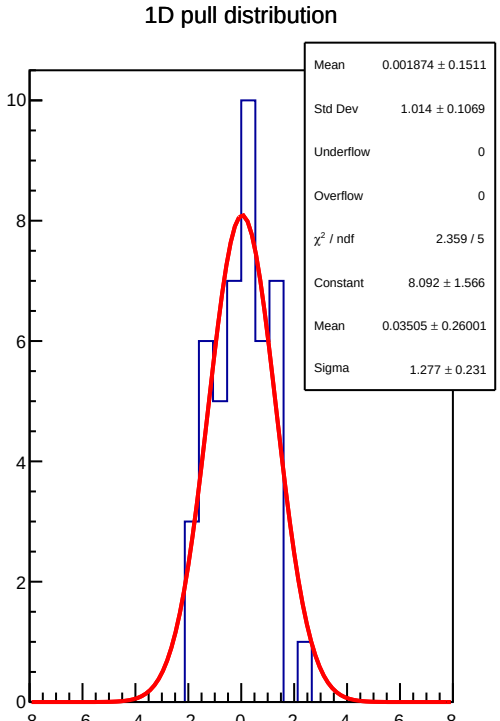
1D pull distribution
Mean 0.001874 ± 0.1511
Std Dev 1.014 ± 0.1069
Underflow 0
Overflow 0
χ² / ndf 2.359 / 5
Constant 8.092 ± 1.566
Mean 0.03505 ± 0.26001
Sigma 1.277 ± 0.231

# reg_asym_left_dd RMS (ppm)

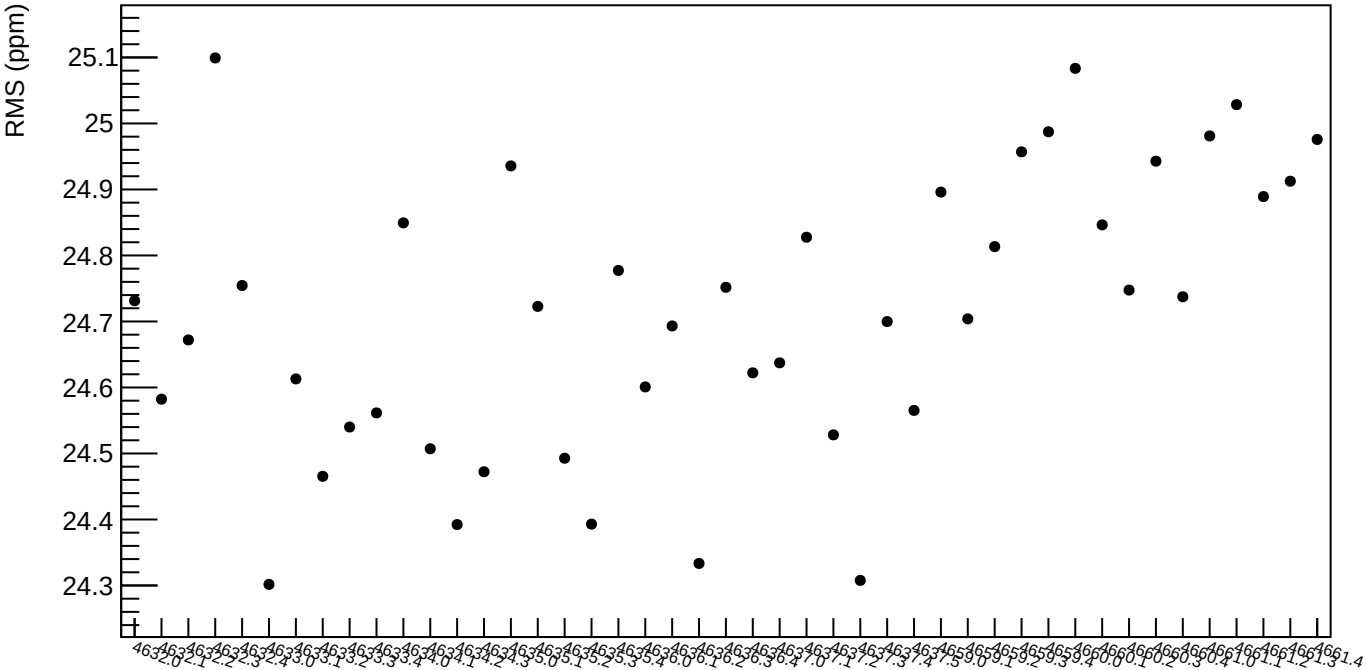

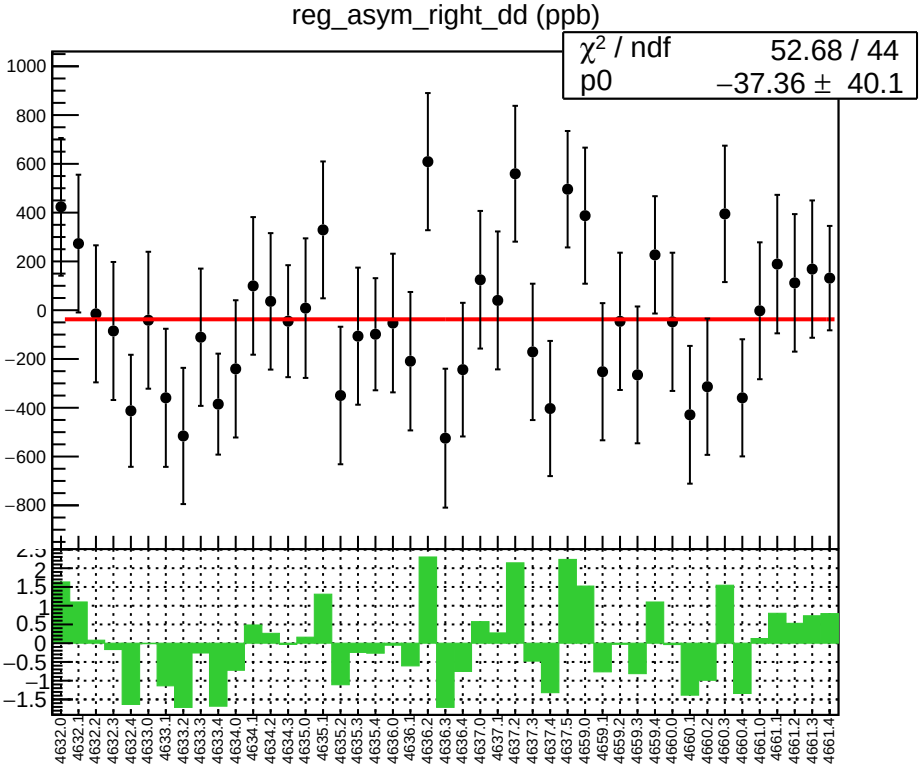
reg_asym_right_dd (ppb)
χ² / ndf 52.68 / 44
p0 −37.36 ± 40.1
1000
800
600
400
200
0
−200
−400
−600
−800
2.5
2
1.5
1
0.5
0
−0.5
−1
−1.5
4632.0
4632.1
4632.2
4632.3
4632.4
4633.0
4633.1
4633.2
4633.3
4633.4
4634.0
4634.1
4634.2
4634.3
4635.0
4635.1
4635.2
4635.3
4635.4
4636.0
4636.1
4636.2
4636.3
4636.4
4637.0
4637.1
4637.2
4637.3
4637.4
4637.5
4659.0
4659.1
4659.2
4659.3
4659.4
4660.0
4660.1
4660.2
4660.3
4660.4
4661.0
4661.1
4661.2
4661.3
4661.4

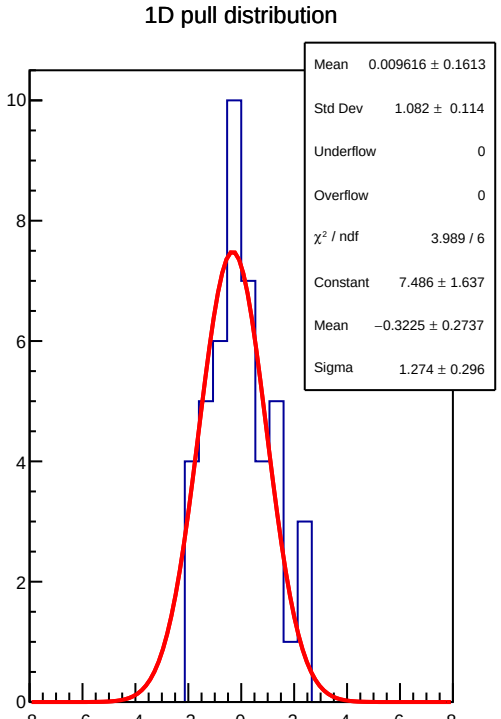
1D pull distribution
Mean 0.009616 ± 0.1613
Std Dev 1.082 ± 0.114
Underflow 0
Overflow 0
χ² / ndf 3.989 / 6
Constant 7.486 ± 1.637
Mean −0.3225 ± 0.2737
Sigma 1.274 ± 0.296
10
8
6
4
2
0
−8
−6
−4
−2
0
2
4
6
8
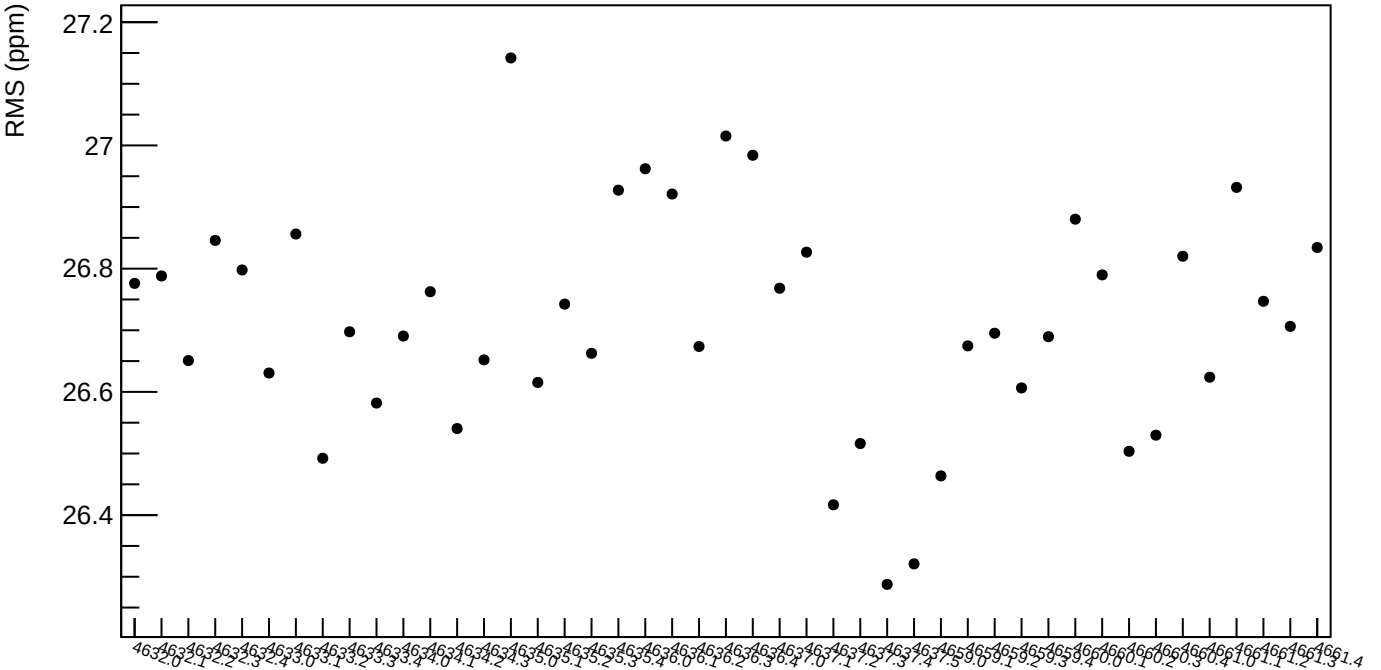
# reg_asym_right_dd RMS (ppm)