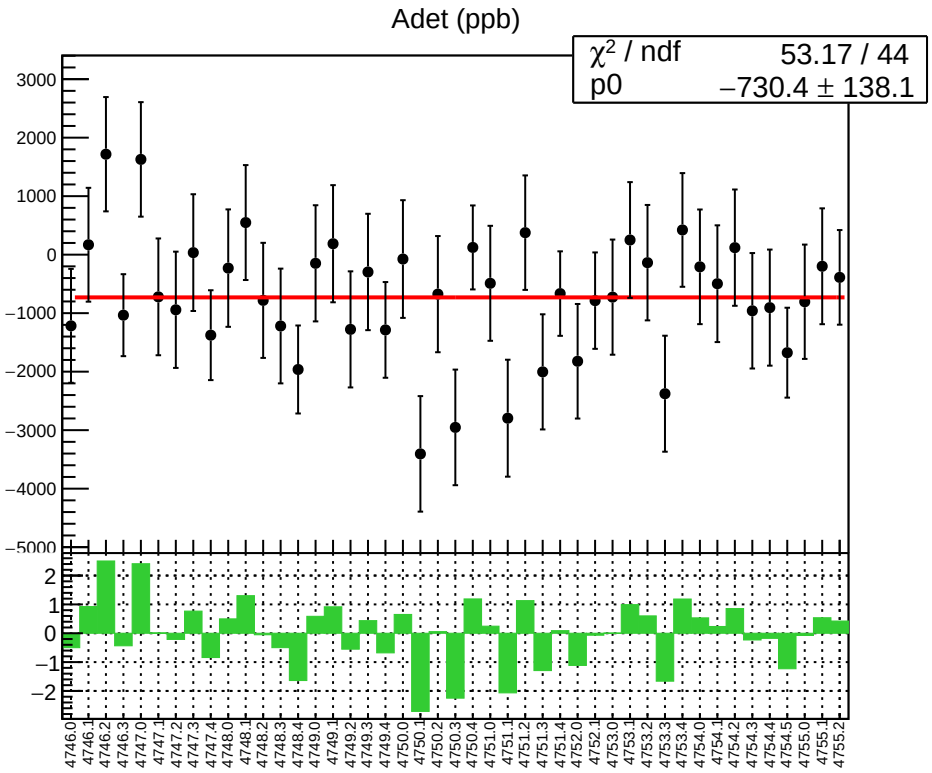
Adet (ppb)
χ² / ndf 53.17 / 44
p0 −730.4 ± 138.1
3000
2000
1000
0
−1000
−2000
−3000
−4000
−5000
2
1
0
−1
−2
4746.0
4746.1
4746.2
4746.3
4747.0
4747.1
4747.2
4747.3
4747.4
4748.0
4748.1
4748.2
4748.3
4748.4
4749.0
4749.1
4749.2
4749.3
4749.4
4750.0
4750.1
4750.2
4750.3
4750.4
4751.0
4751.1
4751.2
4751.3
4751.4
4752.0
4752.1
4753.0
4753.1
4753.2
4753.3
4753.4
4754.0
4754.1
4754.2
4754.3
4754.4
4754.5
4755.0
4755.1
4755.2

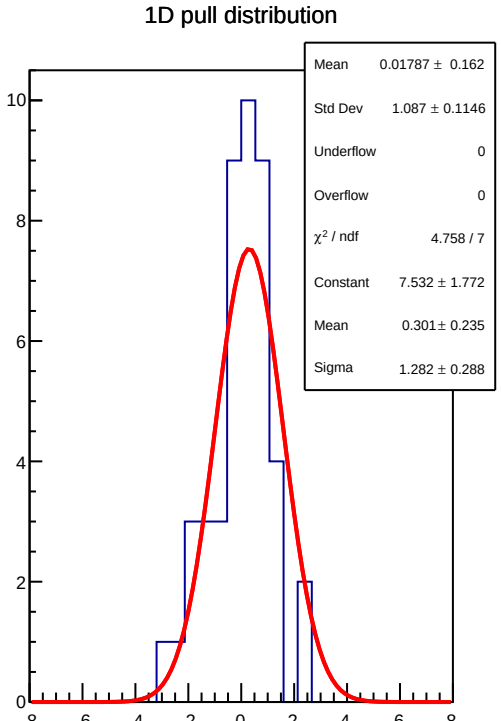
1D pull distribution
Mean 0.01787 ± 0.162
Std Dev 1.087 ± 0.1146
Underflow 0
Overflow 0
χ² / ndf 4.758 / 7
Constant 7.532 ± 1.772
Mean 0.301 ± 0.235
Sigma 1.282 ± 0.288
10
8
6
4
2
0
−8
−6
−4
−2
0
2
4
6
8

Adet RMS (ppm)

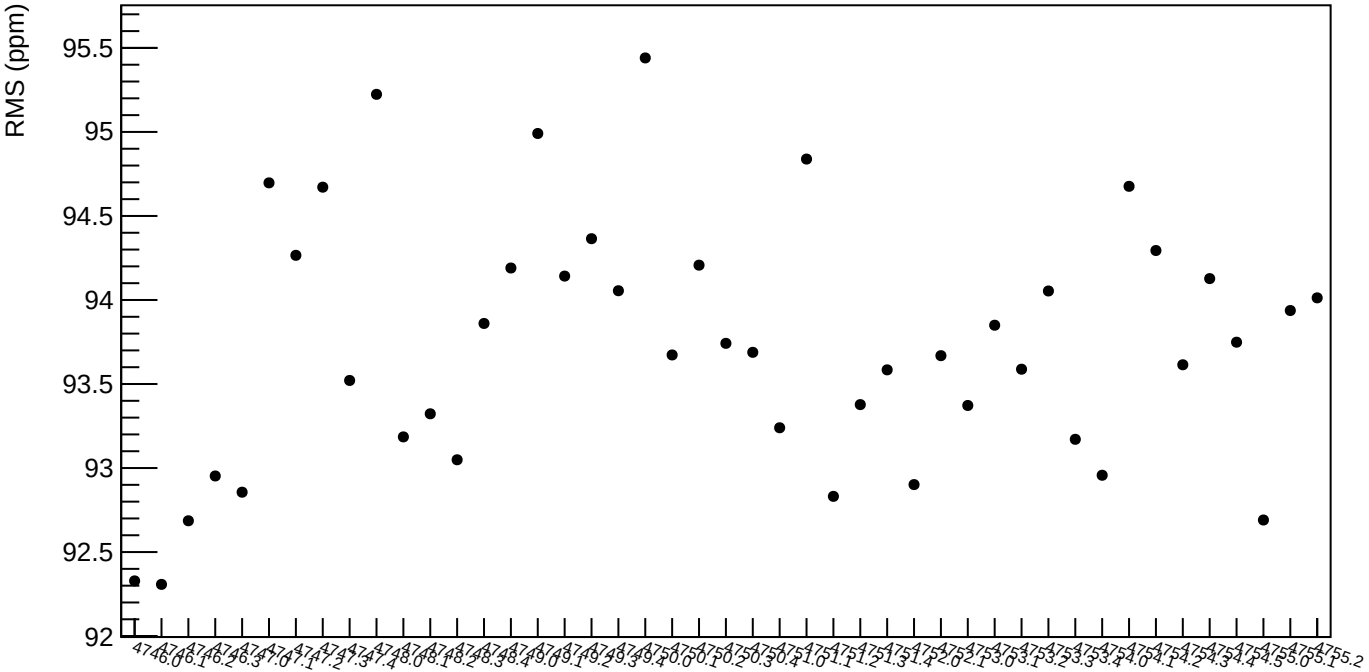
RMS (ppm)
95.5
95
94.5
94
93.5
93
92.5
92
4746.0
4746.1
4746.2
4746.3
4747.0
4747.1
4747.2
4747.3
4747.4
4748.0
4748.1
4748.2
4748.3
4748.4
4749.0
4749.1
4749.2
4749.3
4749.4
4750.0
4750.1
4750.2
4750.3
4750.4
4751.0
4751.1
4751.2
4751.3
4751.4
4752.0
4752.1
4753.0
4753.1
4753.2
4753.3
4753.4
4754.0
4754.1
4754.2
4754.3
4754.4
4754.5
4755.0
4755.1
4755.2

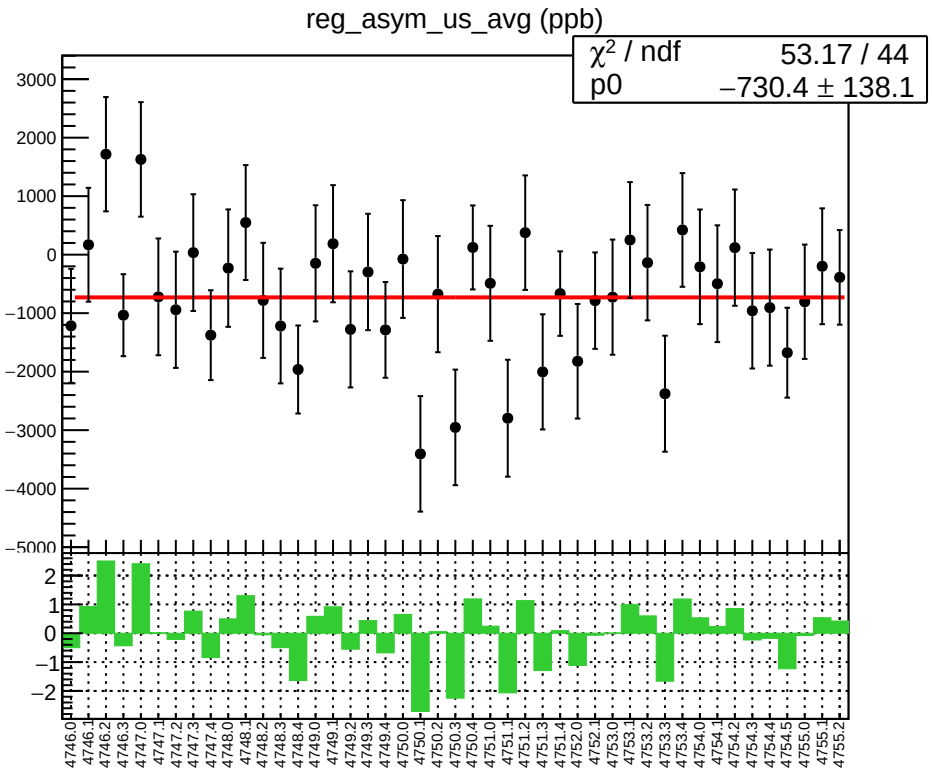
reg_asym_us_avg (ppb)
χ² / ndf 53.17 / 44
p0 −730.4 ± 138.1
3000
2000
1000
0
−1000
−2000
−3000
−4000
−5000
2
1
0
−1
−2
4746.0
4746.1
4746.2
4746.3
4747.0
4747.1
4747.2
4747.3
4747.4
4748.0
4748.1
4748.2
4748.3
4748.4
4749.0
4749.1
4749.2
4749.3
4749.4
4750.0
4750.1
4750.2
4750.3
4750.4
4751.0
4751.1
4751.2
4751.3
4751.4
4752.0
4752.1
4753.0
4753.1
4753.2
4753.3
4753.4
4754.0
4754.1
4754.2
4754.3
4754.4
4754.5
4755.0
4755.1
4755.2

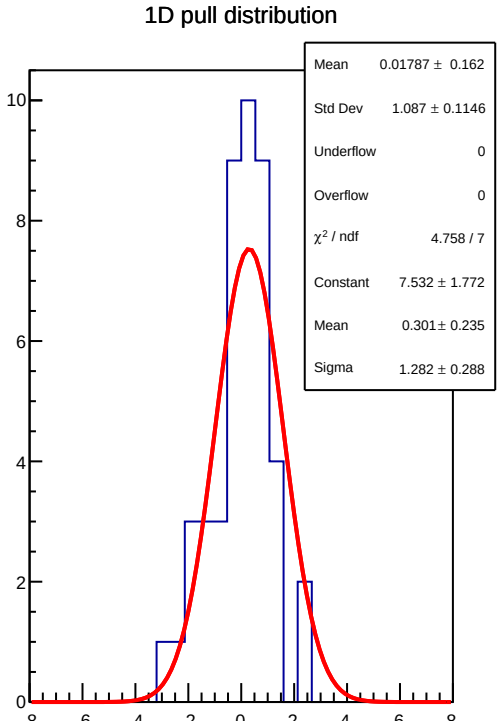
1D pull distribution
Mean 0.01787 ± 0.162
Std Dev 1.087 ± 0.1146
Underflow 0
Overflow 0
χ² / ndf 4.758 / 7
Constant 7.532 ± 1.772
Mean 0.301 ± 0.235
Sigma 1.282 ± 0.288
10
8
6
4
2
0
−8
−6
−4
−2
0
2
4
6
8

reg_asym_us_avg RMS (ppm)

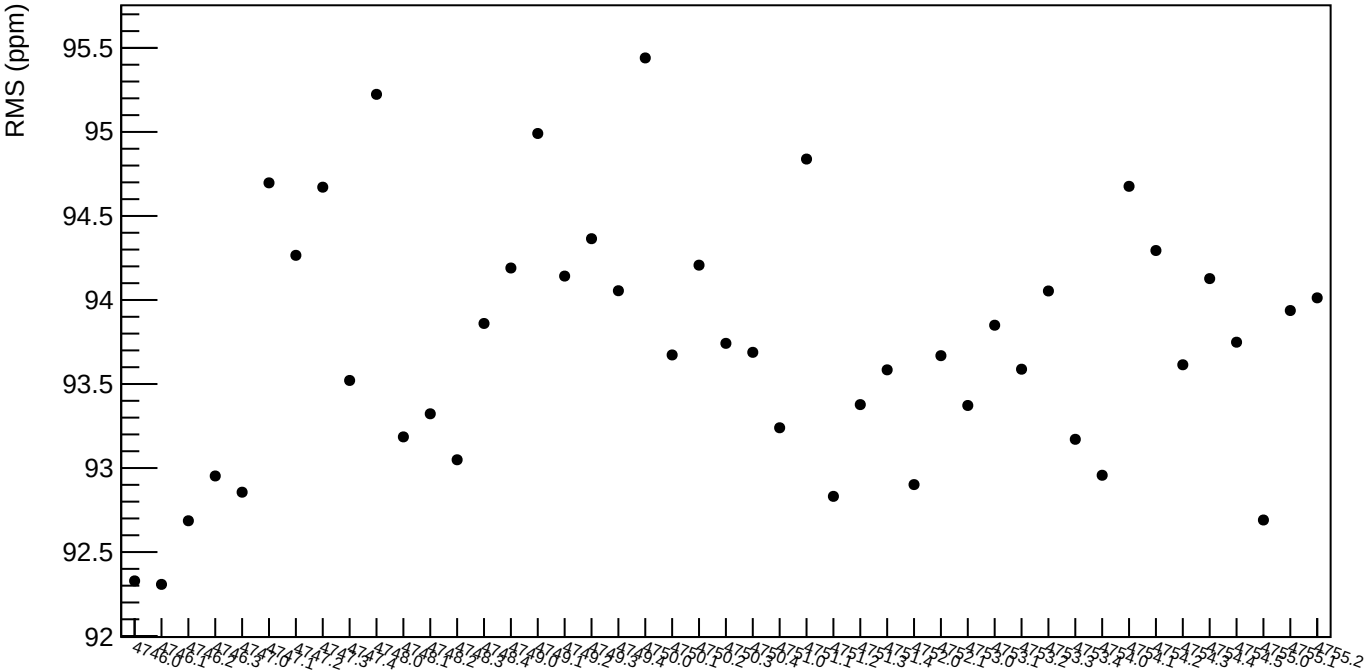

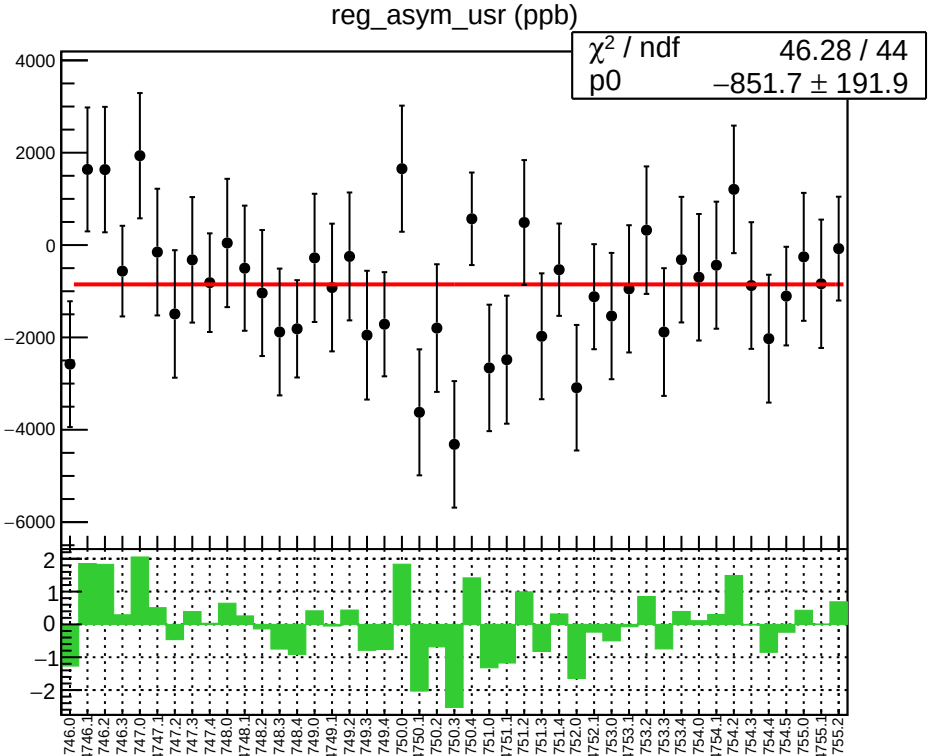
reg_asym_usr (ppb)
χ² / ndf 46.28 / 44
p0 −851.7 ± 191.9
4000
2000
0
−2000
−4000
−6000
2
1
0
−1
−2
4746.0
4746.1
4746.2
4746.3
4747.0
4747.1
4747.2
4747.3
4747.4
4748.0
4748.1
4748.2
4748.3
4748.4
4749.0
4749.1
4749.2
4749.3
4749.4
4750.0
4750.1
4750.2
4750.3
4750.4
4751.0
4751.1
4751.2
4751.3
4751.4
4752.0
4752.1
4753.0
4753.1
4753.2
4753.3
4753.4
4754.0
4754.1
4754.2
4754.3
4754.4
4754.5
4755.0
4755.1
4755.2

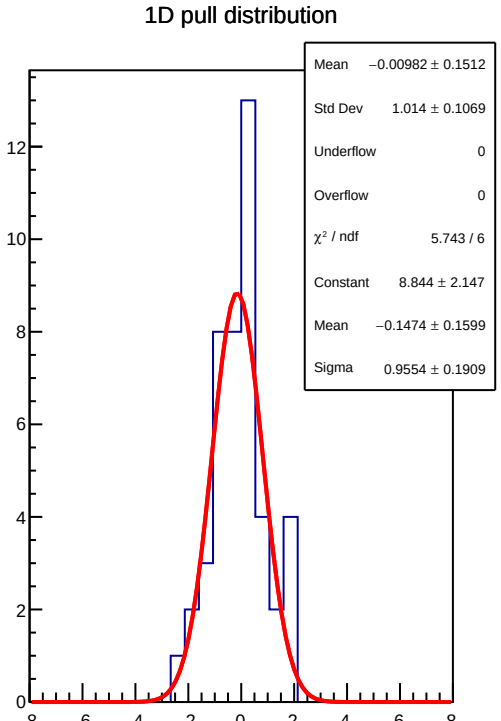
1D pull distribution
Mean −0.00982 ± 0.1512
Std Dev 1.014 ± 0.1069
Underflow 0
Overflow 0
χ² / ndf 5.743 / 6
Constant 8.844 ± 2.147
Mean −0.1474 ± 0.1599
Sigma 0.9554 ± 0.1909
12
10
8
6
4
2
0
−8
−6
−4
−2
0
2
4
6
8

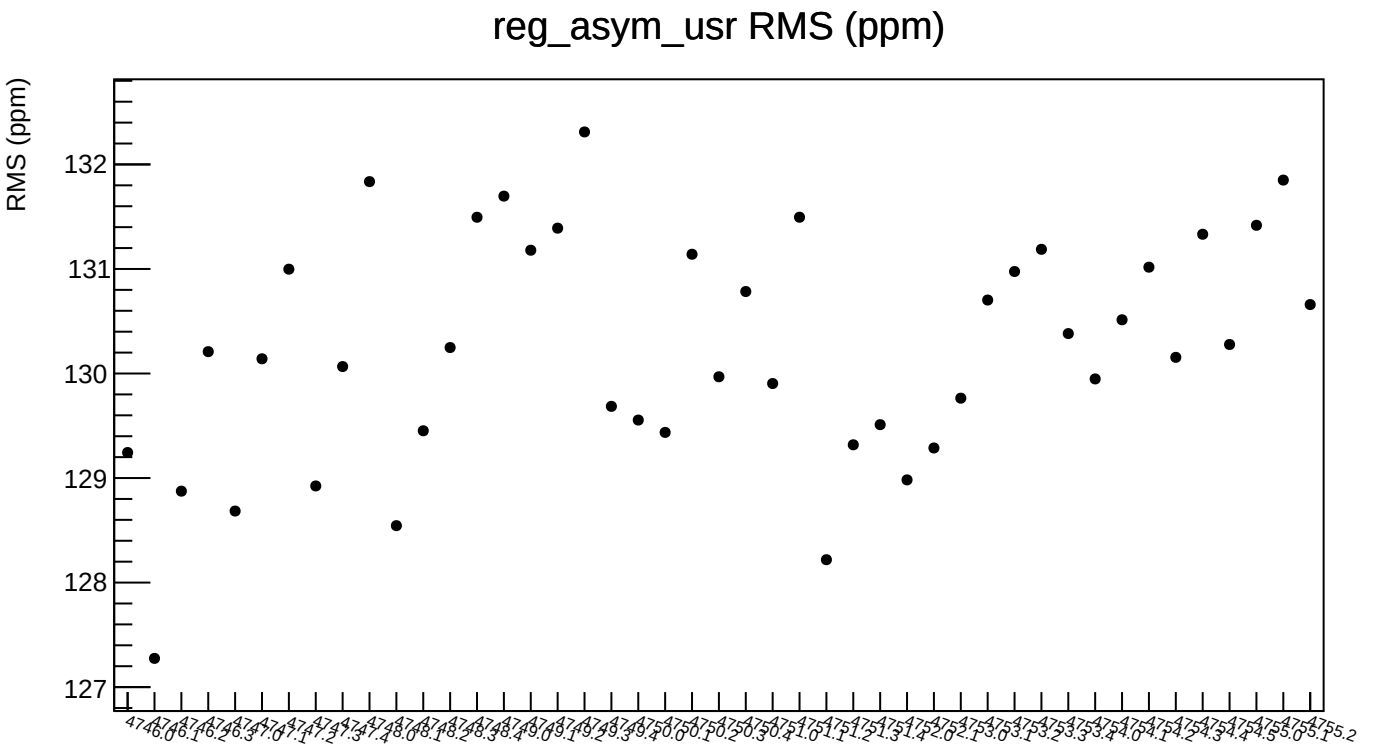
reg_asym_usr RMS (ppm)
RMS (ppm)
132
131
130
129
128
127

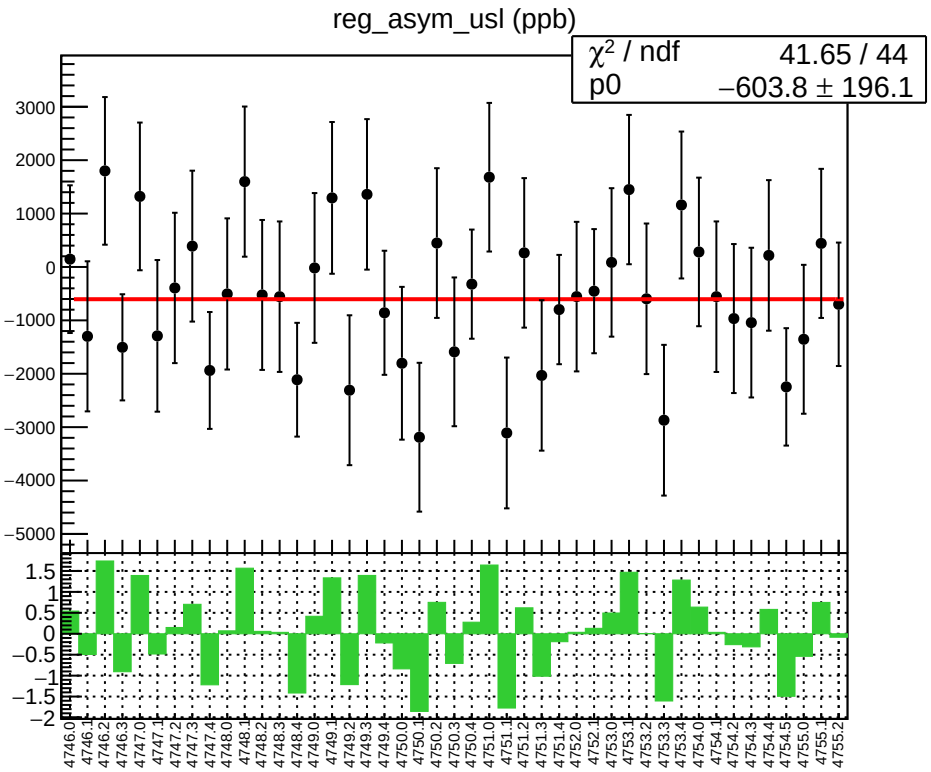
reg_asym_usl (ppb)
χ² / ndf 41.65 / 44
p0 −603.8 ± 196.1

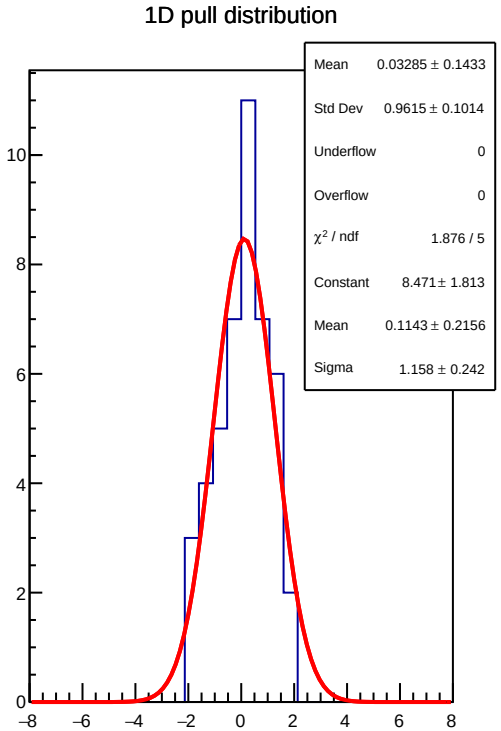
1D pull distribution
Mean 0.03285 ± 0.1433
Std Dev 0.9615 ± 0.1014
Underflow 0
Overflow 0
χ² / ndf 1.876 / 5
Constant 8.471 ± 1.813
Mean 0.1143 ± 0.2156
Sigma 1.158 ± 0.242

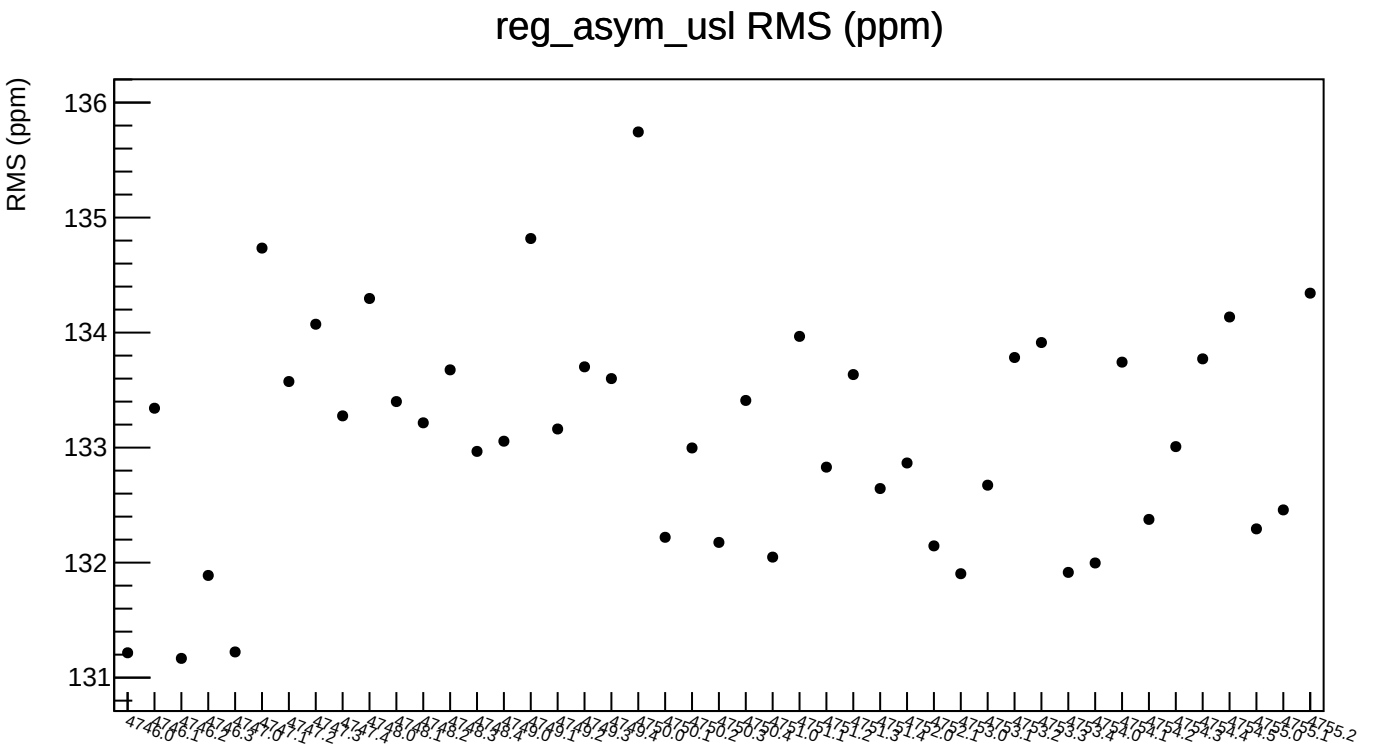
reg_asym_usl RMS (ppm)
RMS (ppm)
136
135
134
133
132
131

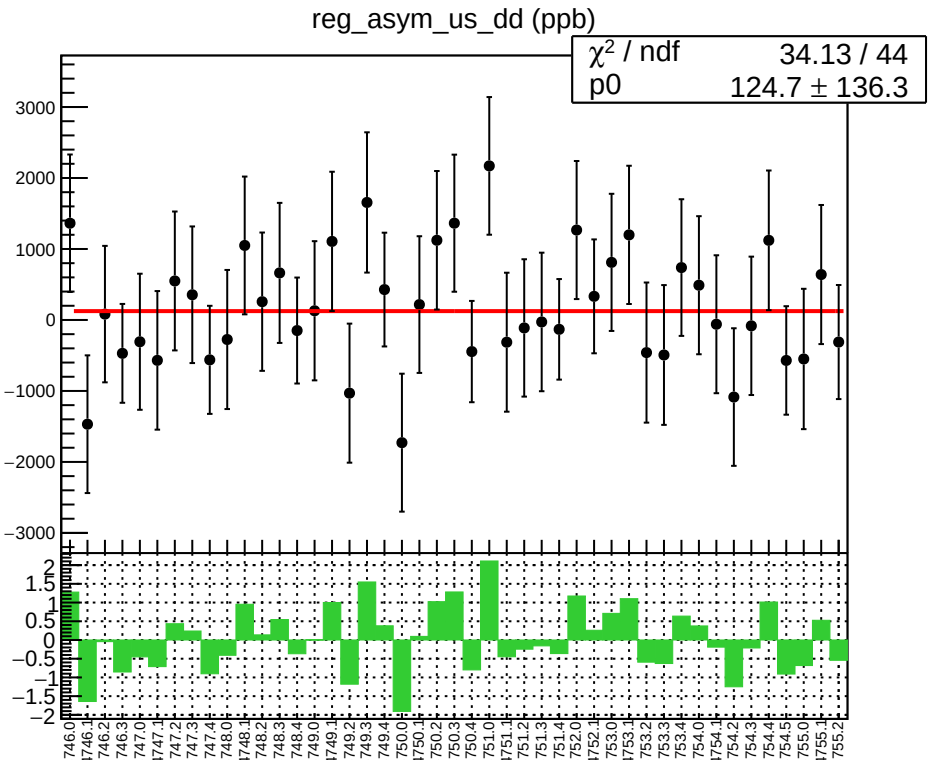
reg_asym_us_dd (ppb)
χ² / ndf 34.13 / 44
p0 124.7 ± 136.3
3000
2000
1000
0
−1000
−2000
−3000
2
1.5
1
0.5
0
−0.5
−1
−1.5
−2
4746.0
4746.1
4746.2
4746.3
4747.0
4747.1
4747.2
4747.3
4747.4
4748.0
4748.1
4748.2
4748.3
4748.4
4749.0
4749.1
4749.2
4749.3
4749.4
4750.0
4750.1
4750.2
4750.3
4750.4
4751.0
4751.1
4751.2
4751.3
4751.4
4752.0
4752.1
4753.0
4753.1
4753.2
4753.3
4753.4
4754.0
4754.1
4754.2
4754.3
4754.4
4754.5
4755.0
4755.1
4755.2

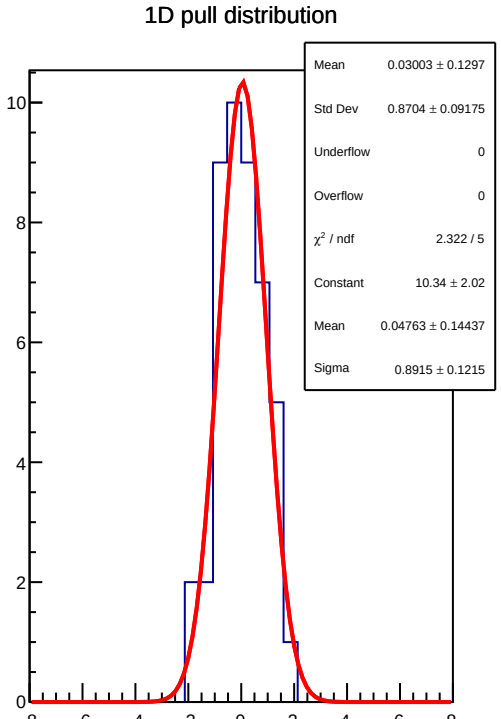
1D pull distribution
Mean 0.03003 ± 0.1297
Std Dev 0.8704 ± 0.09175
Underflow 0
Overflow 0
χ² / ndf 2.322 / 5
Constant 10.34 ± 2.02
Mean 0.04763 ± 0.14437
Sigma 0.8915 ± 0.1215
10
8
6
4
2
0
−8
−6
−4
−2
0
2
4
6
8

reg_asym_us_dd RMS (ppm)

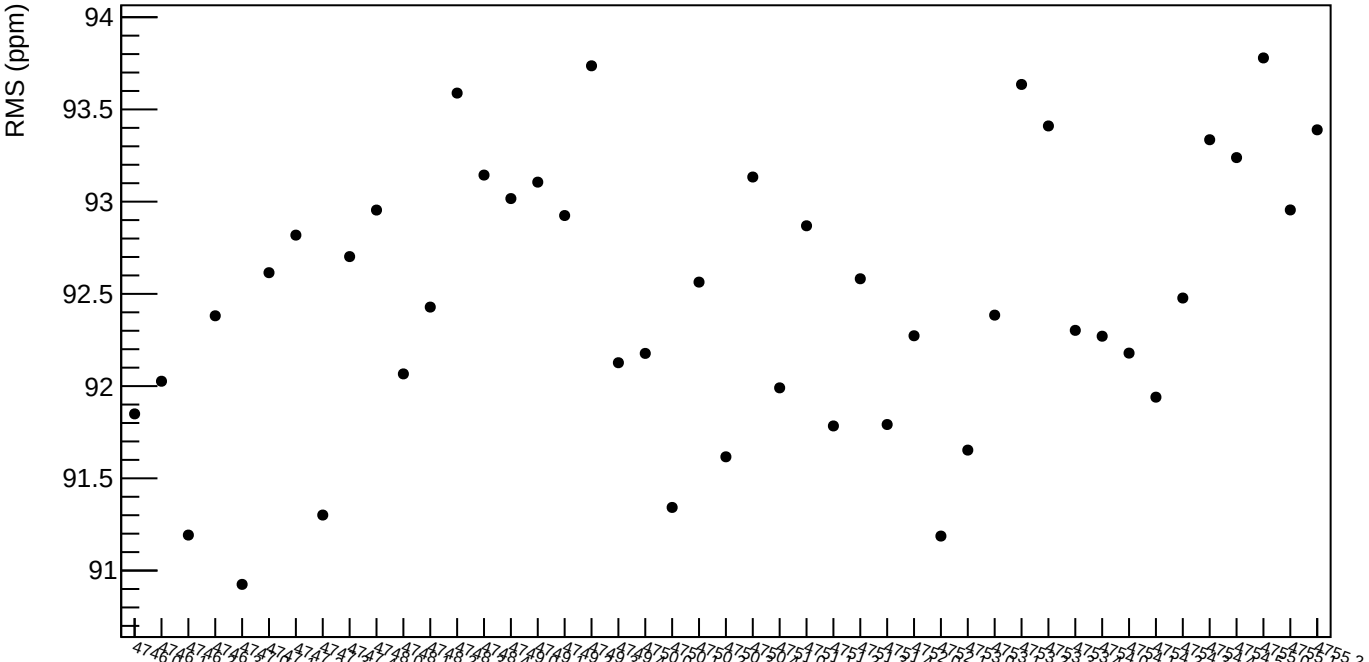

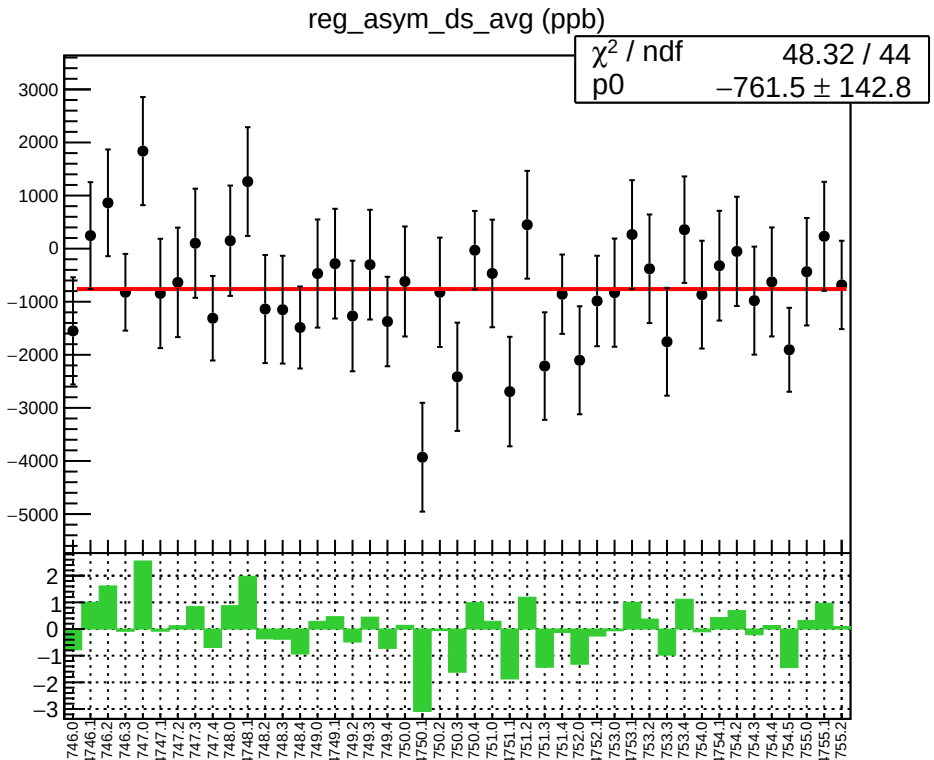
reg_asym_ds_avg (ppb)
χ² / ndf 48.32 / 44
p0 −761.5 ± 142.8
3000
2000
1000
0
−1000
−2000
−3000
−4000
−5000
2
1
0
−1
−2
−3
4746.0
4746.1
4746.2
4746.3
4747.0
4747.1
4747.2
4747.3
4747.4
4748.0
4748.1
4748.2
4748.3
4748.4
4749.0
4749.1
4749.2
4749.3
4749.4
4750.0
4750.1
4750.2
4750.3
4750.4
4751.0
4751.1
4751.2
4751.3
4751.4
4752.0
4752.1
4753.0
4753.1
4753.2
4753.3
4753.4
4754.0
4754.1
4754.2
4754.3
4754.4
4754.5
4755.0
4755.1
4755.2

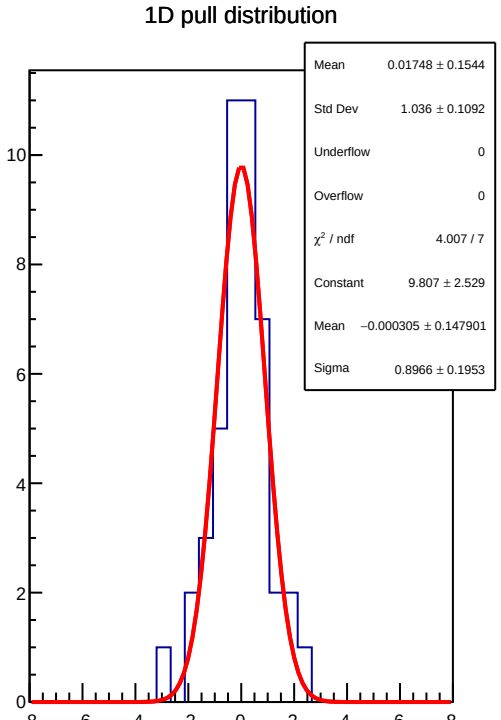
1D pull distribution
Mean 0.01748 ± 0.1544
Std Dev 1.036 ± 0.1092
Underflow 0
Overflow 0
χ² / ndf 4.007 / 7
Constant 9.807 ± 2.529
Mean −0.000305 ± 0.147901
Sigma 0.8966 ± 0.1953
10
8
6
4
2
0
−8
−6
−4
−2
0
2
4
6
8

reg_asym_ds_avg RMS (ppm)

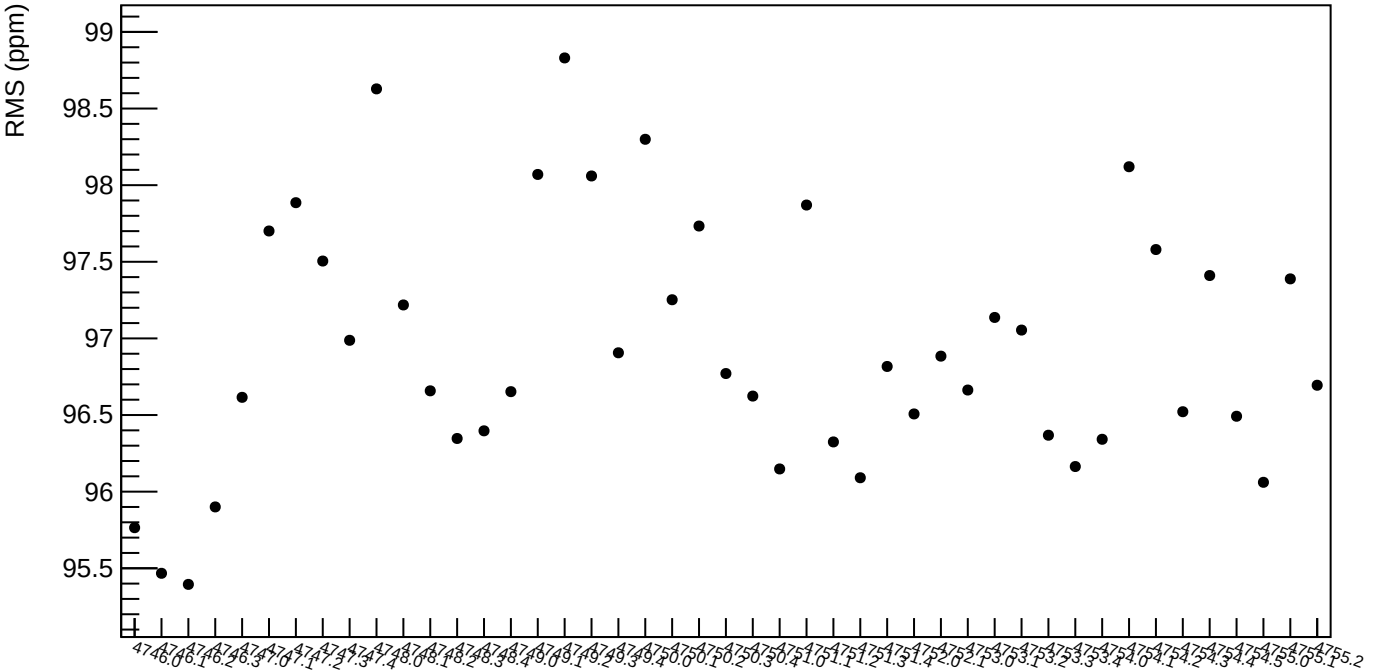

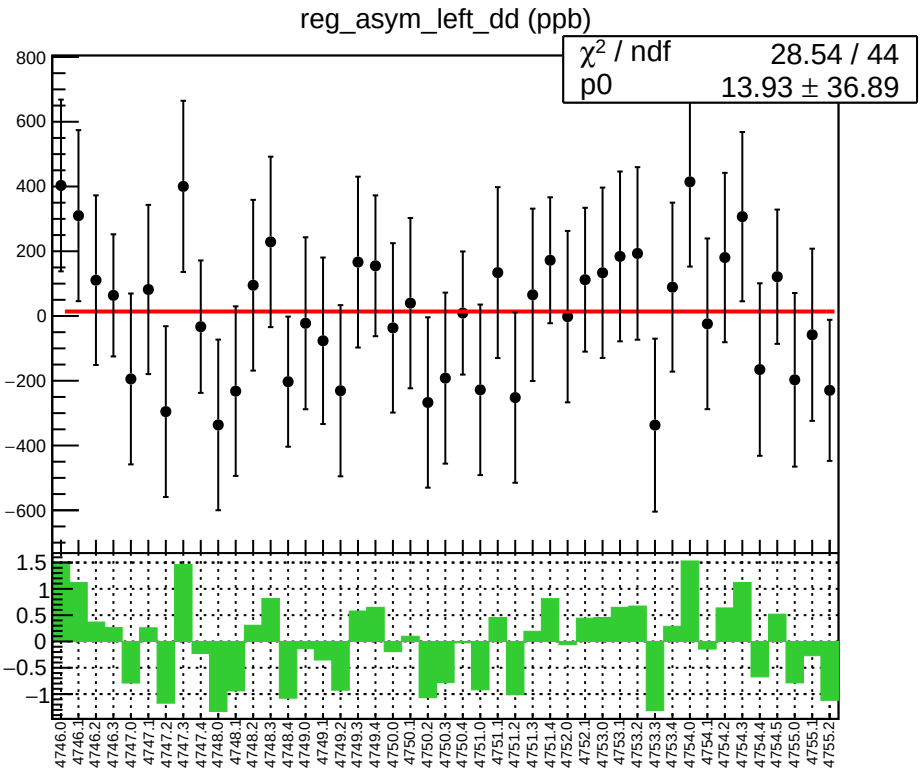
reg_asym_left_dd (ppb)
χ² / ndf 28.54 / 44
p0 13.93 ± 36.89

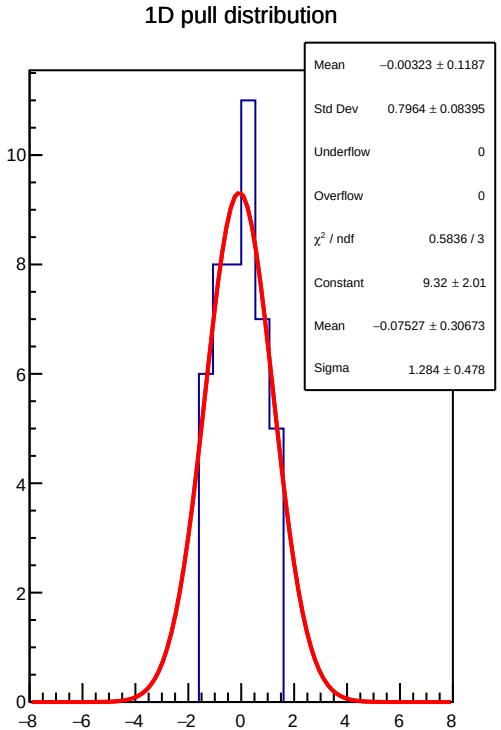
1D pull distribution
Mean −0.00323 ± 0.1187
Std Dev 0.7964 ± 0.08395
Underflow 0
Overflow 0
χ² / ndf 0.5836 / 3
Constant 9.32 ± 2.01
Mean −0.07527 ± 0.30673
Sigma 1.284 ± 0.478

reg_asym_left_dd RMS (ppm)

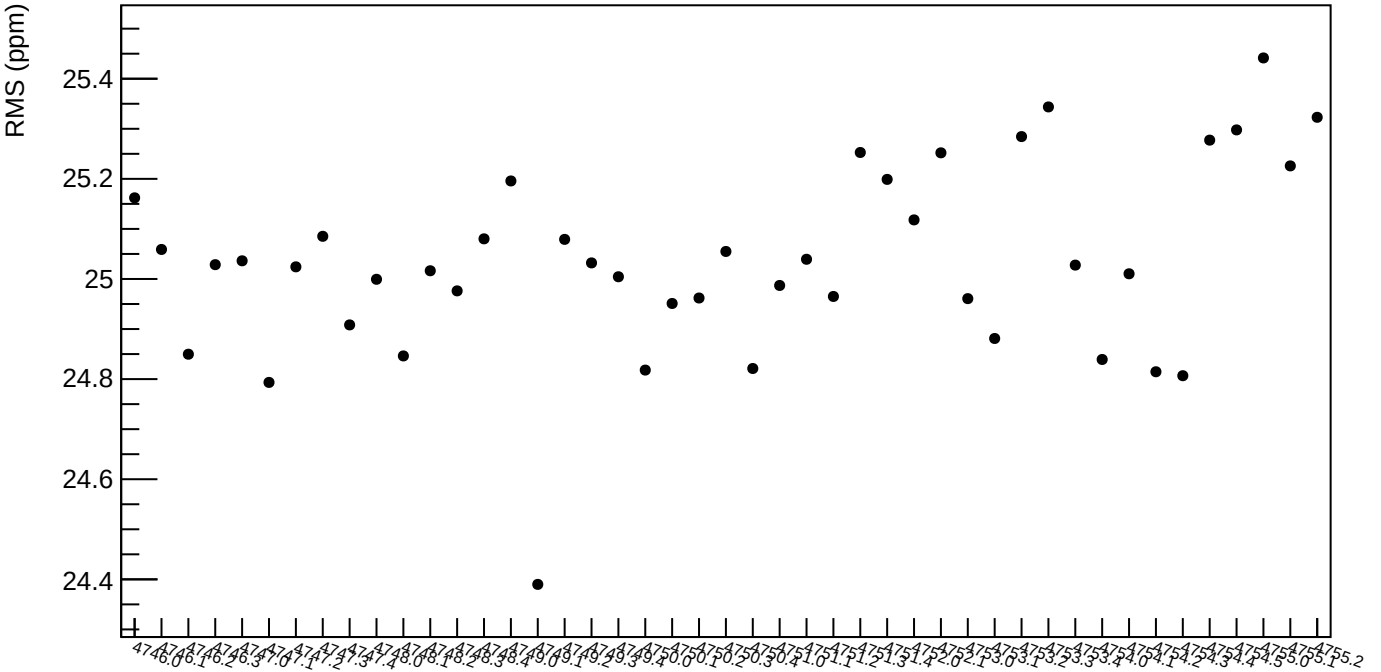

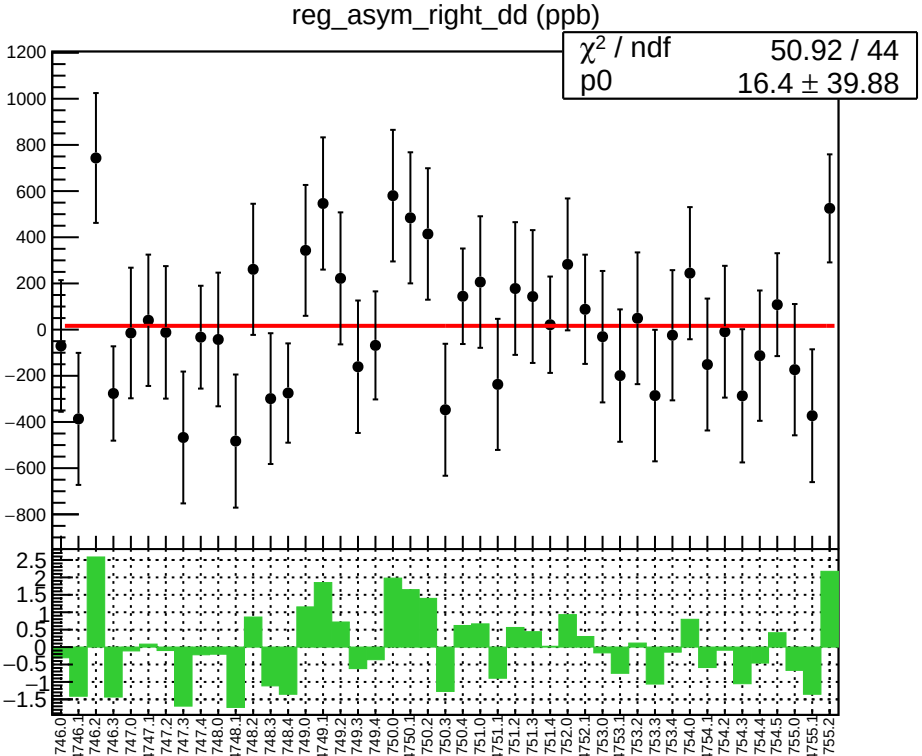
reg_asym_right_dd (ppb)
χ² / ndf 50.92 / 44
p0 16.4 ± 39.88

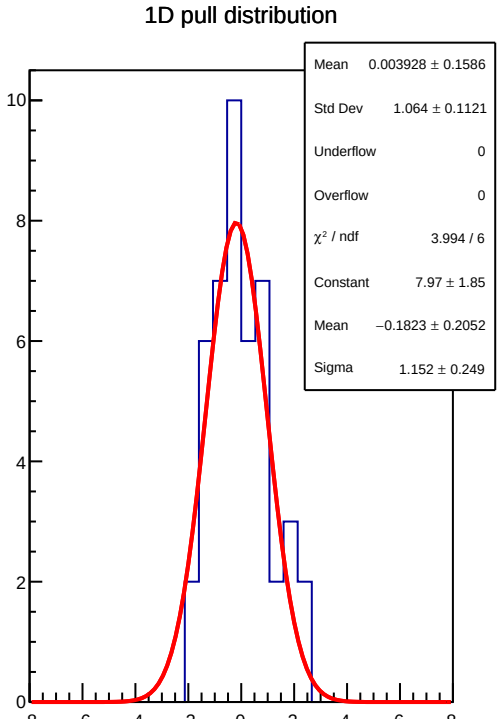
1D pull distribution
Mean 0.003928 ± 0.1586
Std Dev 1.064 ± 0.1121
Underflow 0
Overflow 0
χ² / ndf 3.994 / 6
Constant 7.97 ± 1.85
Mean −0.1823 ± 0.2052
Sigma 1.152 ± 0.249
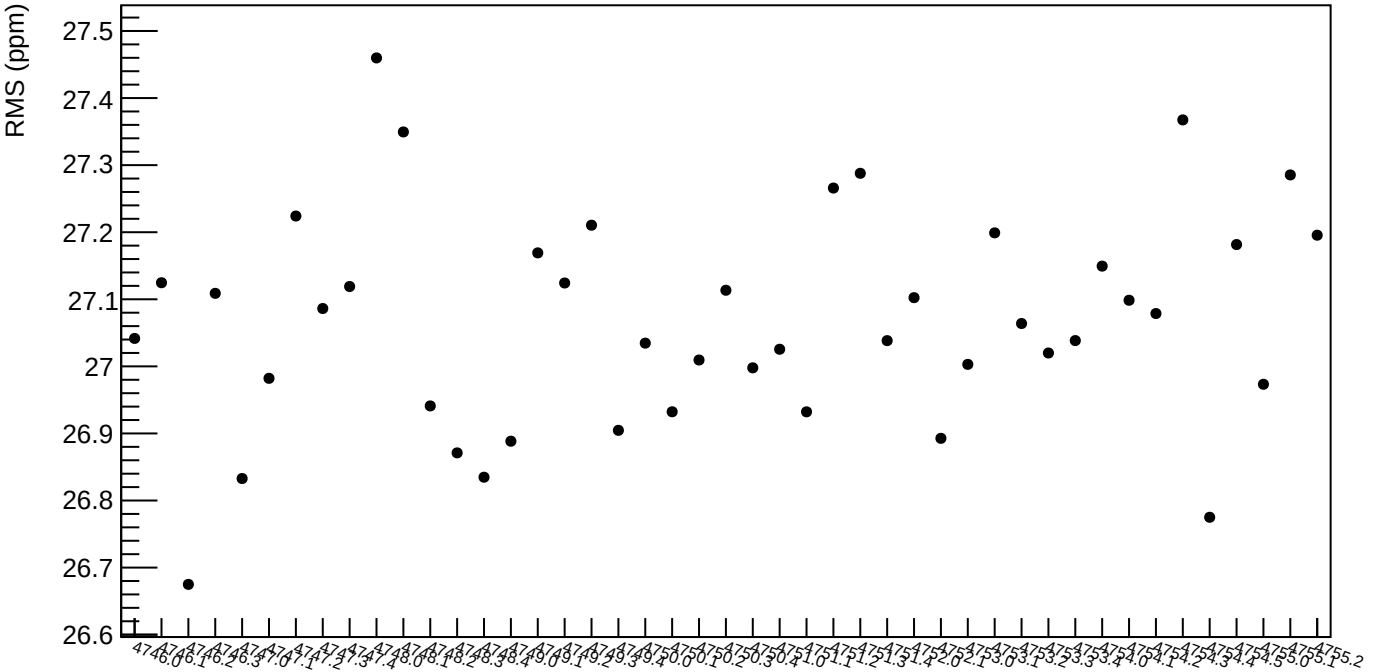
reg_asym_right_dd RMS (ppm)