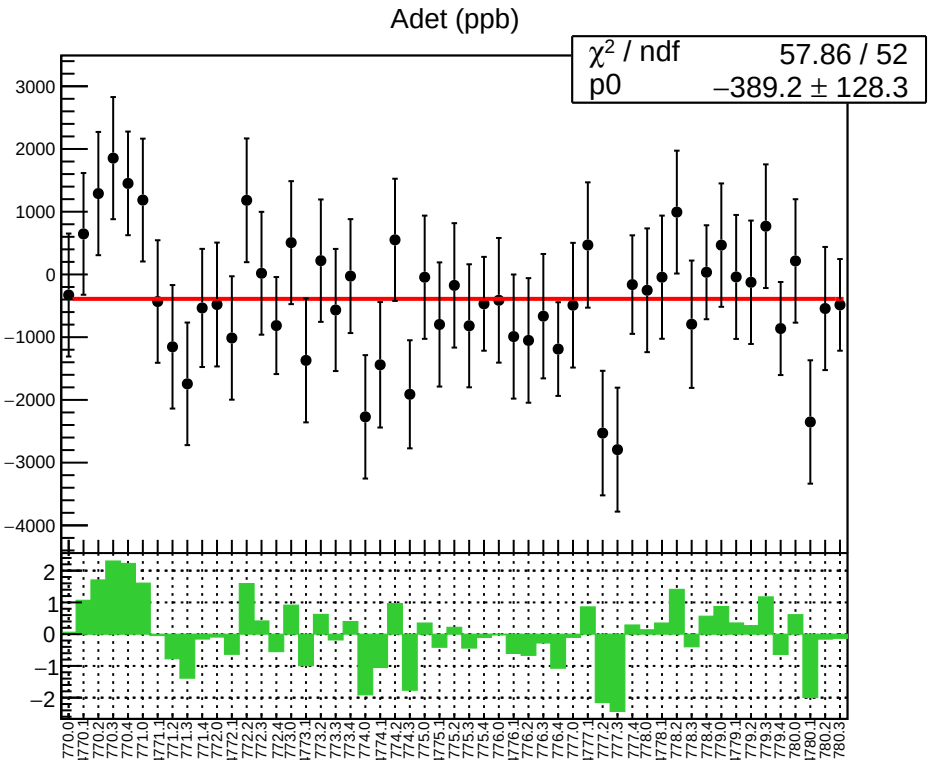
Adet (ppb)
χ² / ndf 57.86 / 52
p0 −389.2 ± 128.3

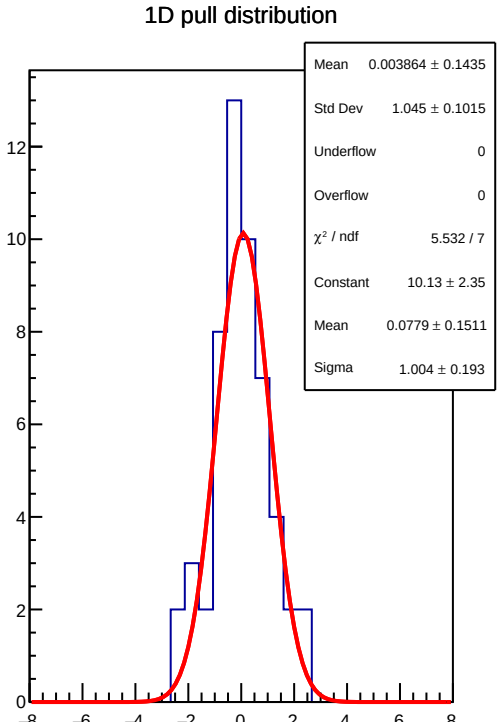
1D pull distribution
Mean 0.003864 ± 0.1435
Std Dev 1.045 ± 0.1015
Underflow 0
Overflow 0
χ² / ndf 5.532 / 7
Constant 10.13 ± 2.35
Mean 0.0779 ± 0.1511
Sigma 1.004 ± 0.193

Adet RMS (ppm)

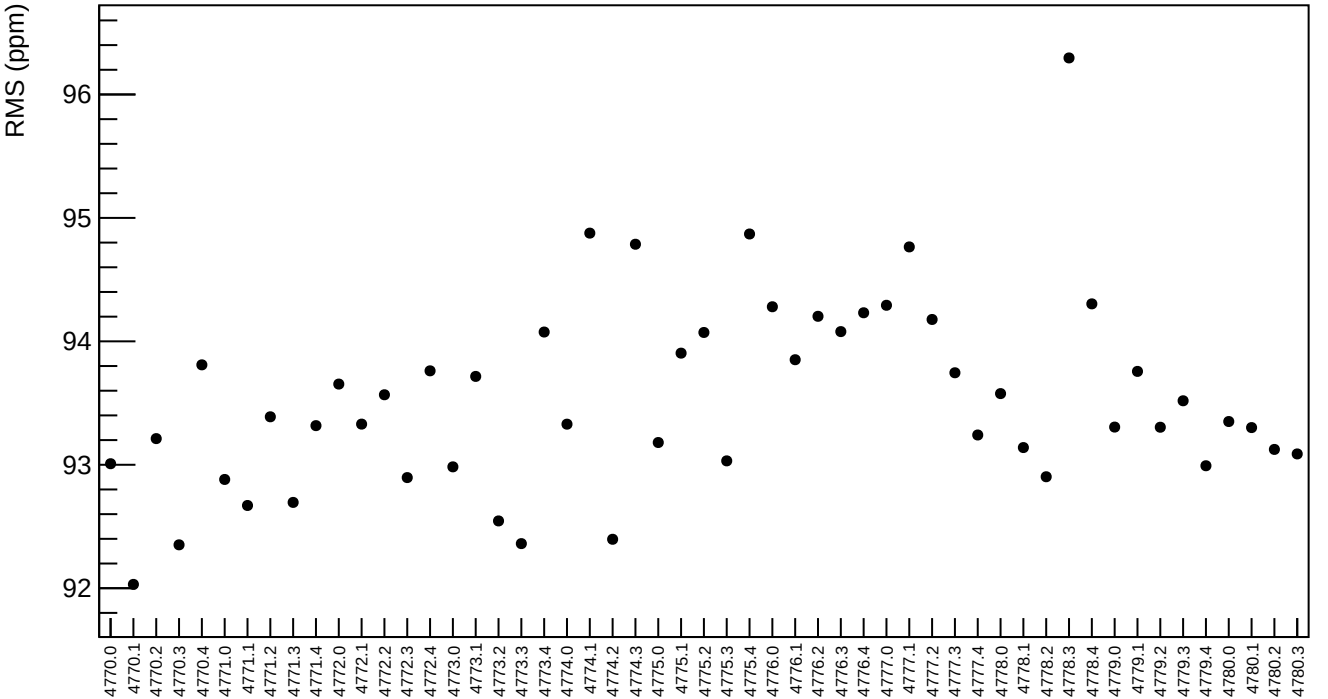
RMS (ppm)
96
95
94
93
92
4770.0
4770.1
4770.2
4770.3
4770.4
4771.0
4771.1
4771.2
4771.3
4771.4
4772.0
4772.1
4772.2
4772.3
4772.4
4773.0
4773.1
4773.2
4773.3
4773.4
4774.0
4774.1
4774.2
4774.3
4775.0
4775.1
4775.2
4775.3
4775.4
4776.0
4776.1
4776.2
4776.3
4776.4
4777.0
4777.1
4777.2
4777.3
4777.4
4778.0
4778.1
4778.2
4778.3
4778.4
4779.0
4779.1
4779.2
4779.3
4779.4
4780.0
4780.1
4780.2
4780.3

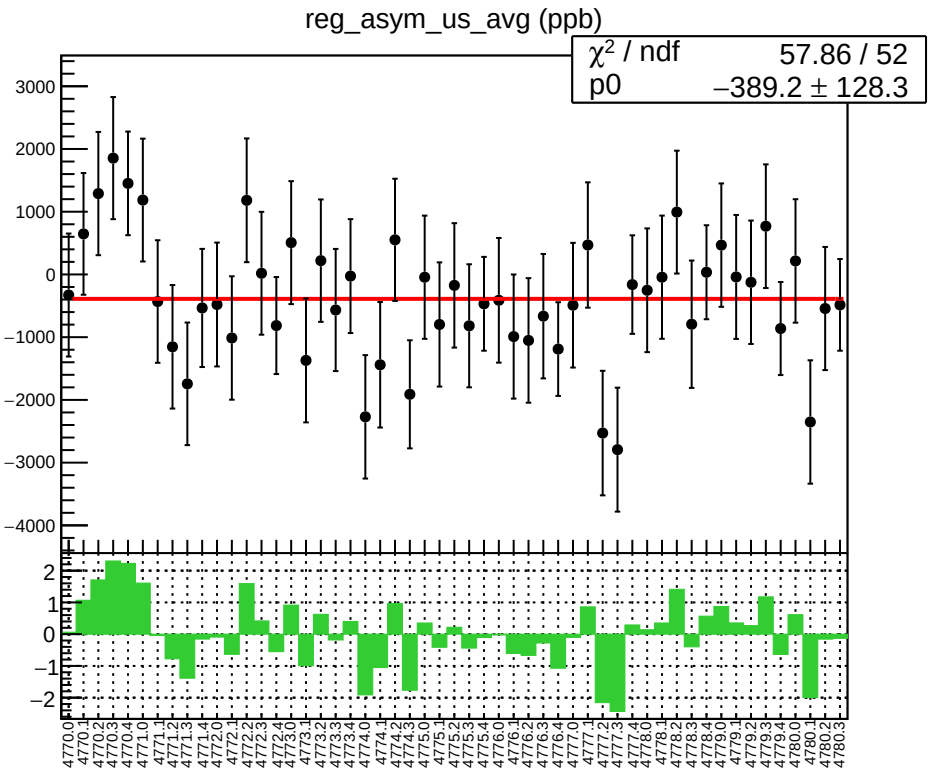
reg_asym_us_avg (ppb)
χ² / ndf 57.86 / 52
p0 −389.2 ± 128.3

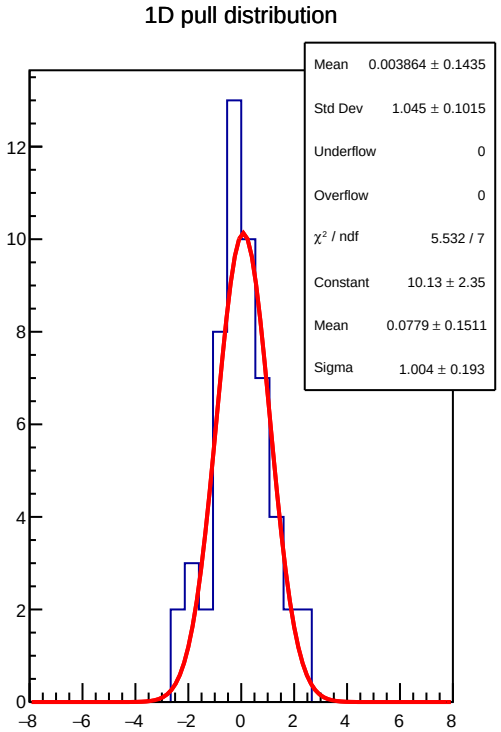
1D pull distribution
Mean 0.003864 ± 0.1435
Std Dev 1.045 ± 0.1015
Underflow 0
Overflow 0
χ² / ndf 5.532 / 7
Constant 10.13 ± 2.35
Mean 0.0779 ± 0.1511
Sigma 1.004 ± 0.193

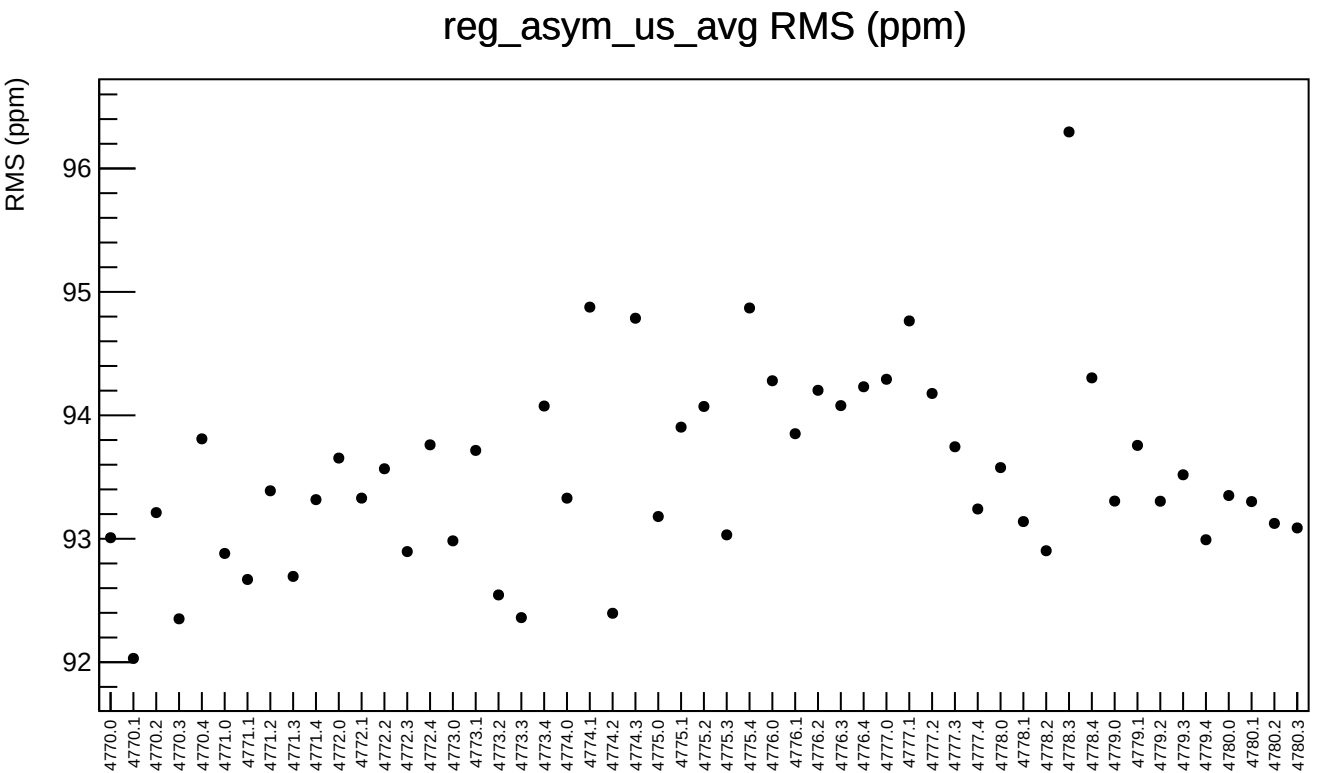
reg_asym_us_avg RMS (ppm)
RMS (ppm)
96
95
94
93
92
4770.0
4770.1
4770.2
4770.3
4770.4
4771.0
4771.1
4771.2
4771.3
4771.4
4772.0
4772.1
4772.2
4772.3
4772.4
4773.0
4773.1
4773.2
4773.3
4773.4
4774.0
4774.1
4774.2
4774.3
4775.0
4775.1
4775.2
4775.3
4775.4
4776.0
4776.1
4776.2
4776.3
4776.4
4777.0
4777.1
4777.2
4777.3
4777.4
4778.0
4778.1
4778.2
4778.3
4778.4
4779.0
4779.1
4779.2
4779.3
4779.4
4780.0
4780.1
4780.2
4780.3

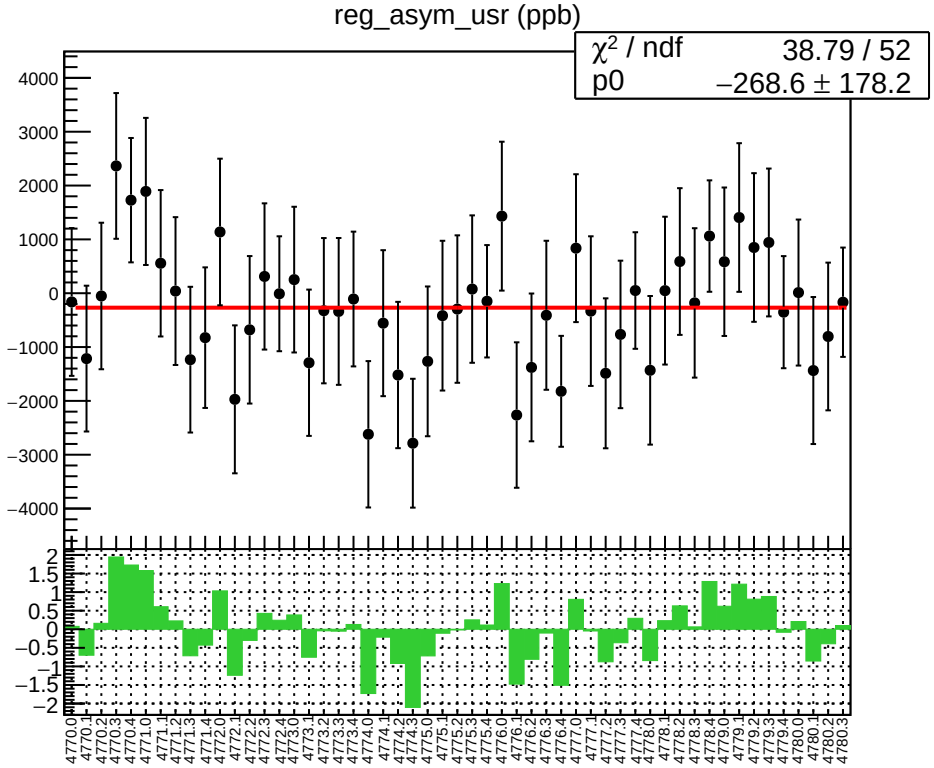
reg_asym_usr (ppb)
χ² / ndf 38.79 / 52
p0 −268.6 ± 178.2

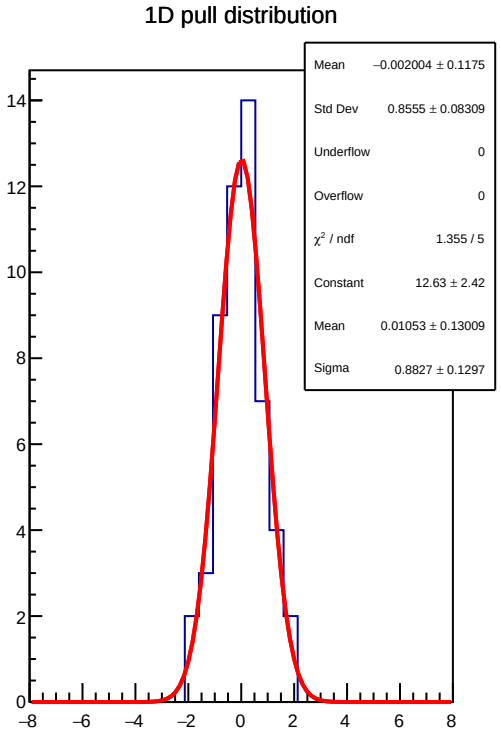
1D pull distribution
Mean −0.002004 ± 0.1175
Std Dev 0.8555 ± 0.08309
Underflow 0
Overflow 0
χ² / ndf 1.355 / 5
Constant 12.63 ± 2.42
Mean 0.01053 ± 0.13009
Sigma 0.8827 ± 0.1297

reg_asym_usr RMS (ppm)

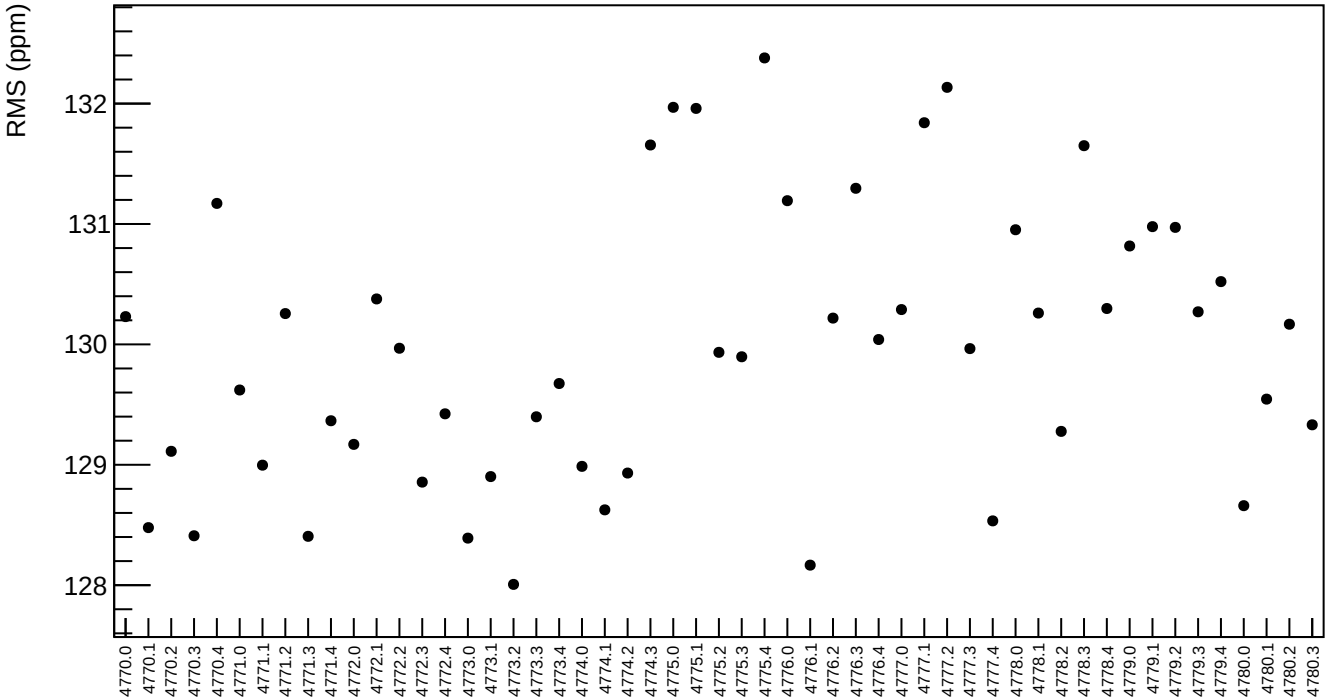

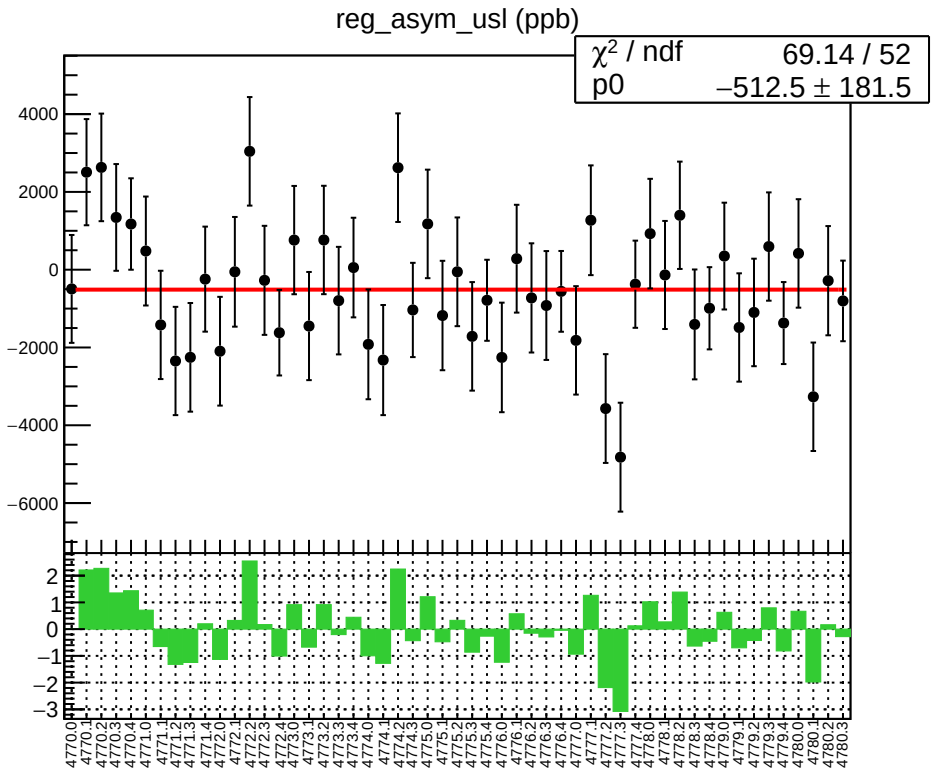
reg_asym_usl (ppb)
χ² / ndf 69.14 / 52
p0 −512.5 ± 181.5
4000
2000
0
−2000
−4000
−6000
2
1
0
−1
−2
−3
4770.0
4770.1
4770.2
4770.3
4770.4
4771.0
4771.1
4771.2
4771.3
4771.4
4772.0
4772.1
4772.2
4772.3
4772.4
4773.0
4773.1
4773.2
4773.3
4773.4
4774.0
4774.1
4774.2
4774.3
4775.0
4775.1
4775.2
4775.3
4775.4
4776.0
4776.1
4776.2
4776.3
4776.4
4777.0
4777.1
4777.2
4777.3
4777.4
4778.0
4778.1
4778.2
4778.3
4778.4
4779.0
4779.1
4779.2
4779.3
4779.4
4780.0
4780.1
4780.2
4780.3

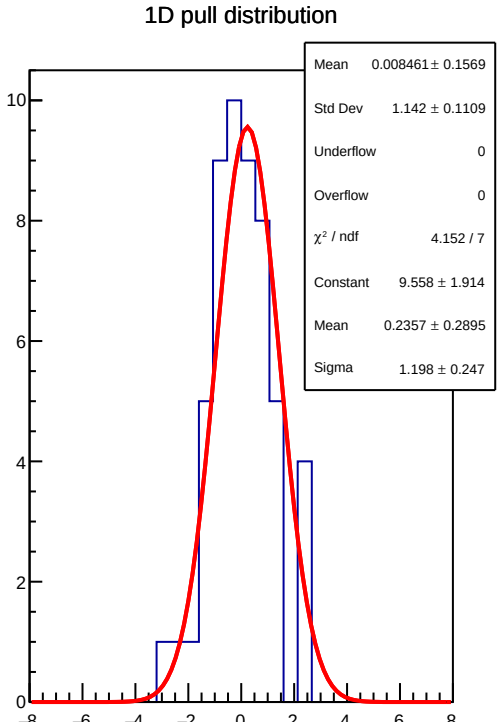
1D pull distribution
Mean 0.008461 ± 0.1569
Std Dev 1.142 ± 0.1109
Underflow 0
Overflow 0
χ² / ndf 4.152 / 7
Constant 9.558 ± 1.914
Mean 0.2357 ± 0.2895
Sigma 1.198 ± 0.247
10
8
6
4
2
0
−8
−6
−4
−2
0
2
4
6
8

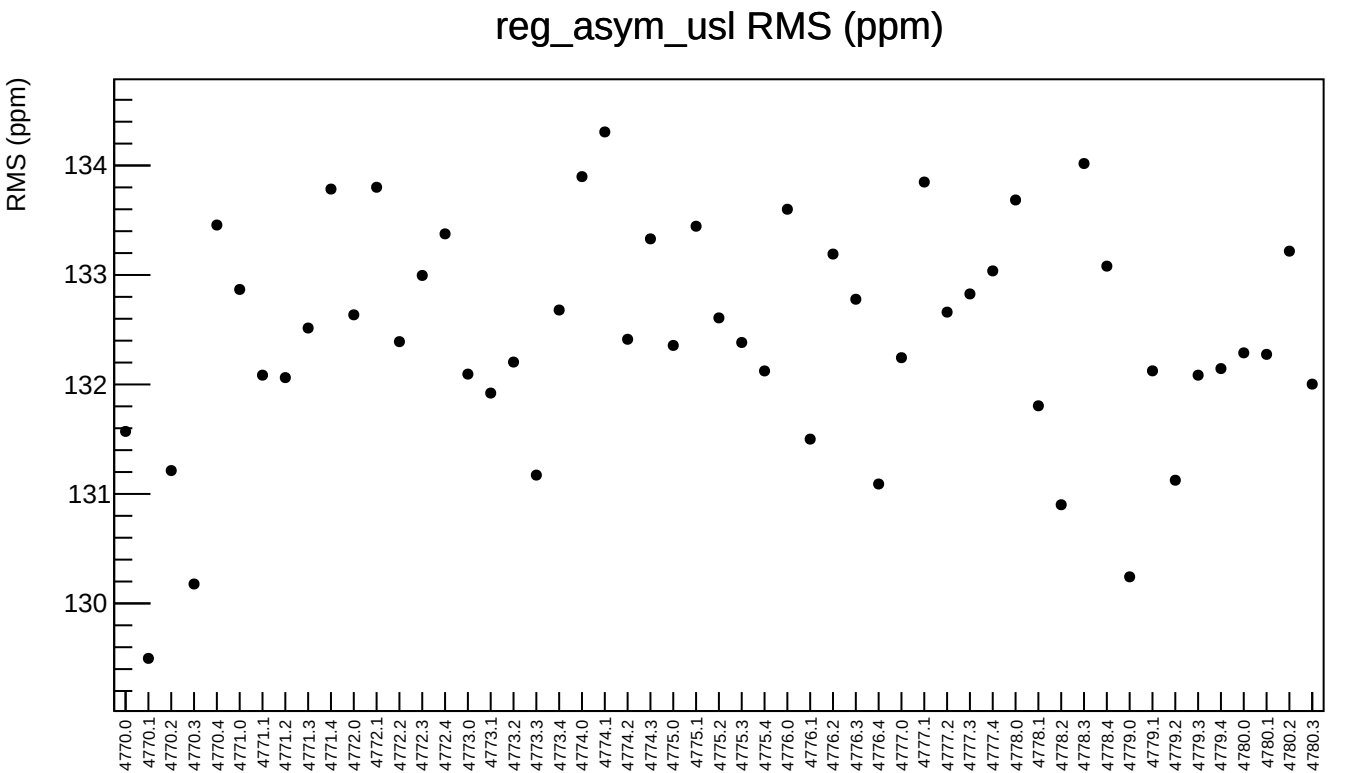
reg_asym_usl RMS (ppm)
RMS (ppm)
134
133
132
131
130
4770.0
4770.1
4770.2
4770.3
4770.4
4771.0
4771.1
4771.2
4771.3
4771.4
4772.0
4772.1
4772.2
4772.3
4772.4
4773.0
4773.1
4773.2
4773.3
4773.4
4774.0
4774.1
4774.2
4774.3
4775.0
4775.1
4775.2
4775.3
4775.4
4776.0
4776.1
4776.2
4776.3
4776.4
4777.0
4777.1
4777.2
4777.3
4777.4
4778.0
4778.1
4778.2
4778.3
4778.4
4779.0
4779.1
4779.2
4779.3
4779.4
4780.0
4780.1
4780.2
4780.3

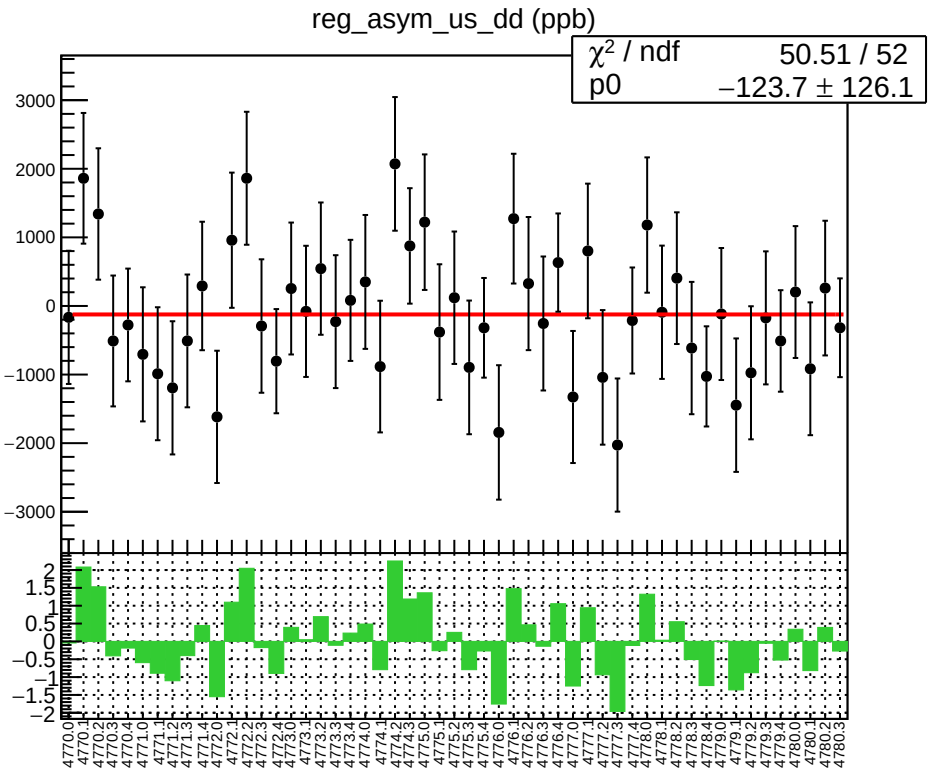
reg_asym_us_dd (ppb)
χ² / ndf 50.51 / 52
p0 −123.7 ± 126.1

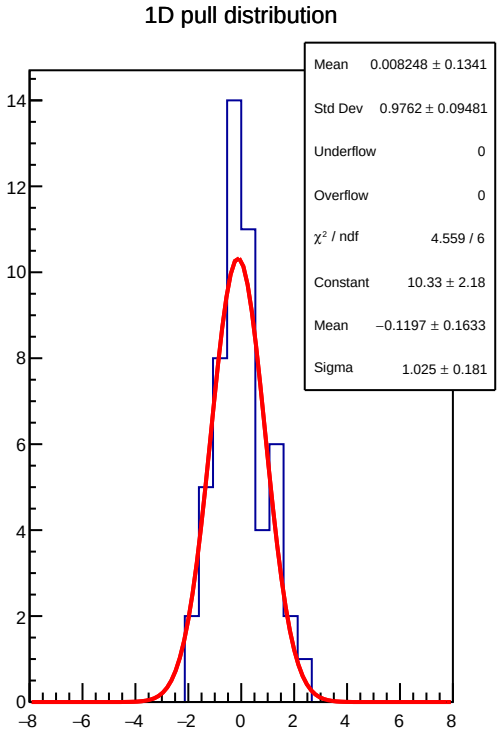
1D pull distribution
Mean 0.008248 ± 0.1341
Std Dev 0.9762 ± 0.09481
Underflow 0
Overflow 0
χ² / ndf 4.559 / 6
Constant 10.33 ± 2.18
Mean −0.1197 ± 0.1633
Sigma 1.025 ± 0.181

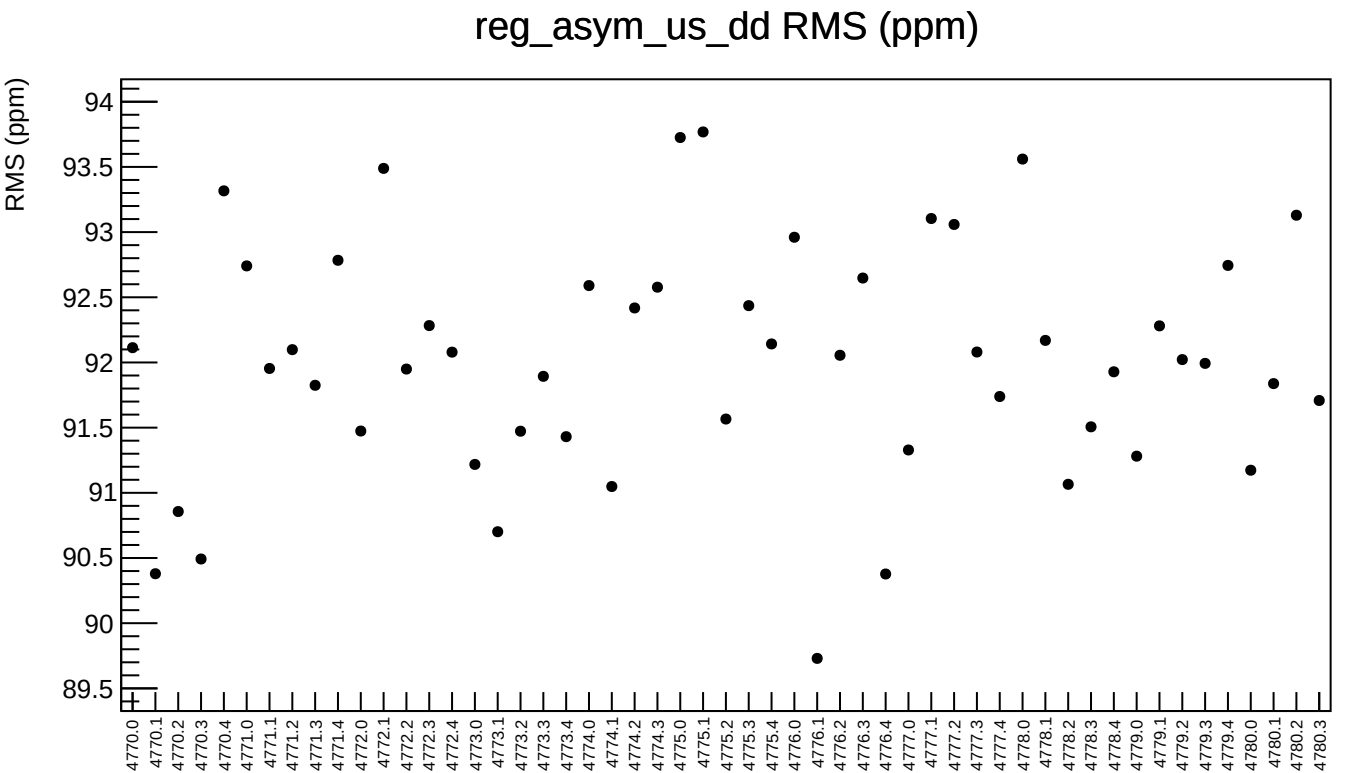
reg_asym_us_dd RMS (ppm)
RMS (ppm)
94
93.5
93
92.5
92
91.5
91
90.5
90
89.5
4770.0
4770.1
4770.2
4770.3
4770.4
4771.0
4771.1
4771.2
4771.3
4771.4
4772.0
4772.1
4772.2
4772.3
4772.4
4773.0
4773.1
4773.2
4773.3
4773.4
4774.0
4774.1
4774.2
4774.3
4775.0
4775.1
4775.2
4775.3
4775.4
4776.0
4776.1
4776.2
4776.3
4776.4
4777.0
4777.1
4777.2
4777.3
4777.4
4778.0
4778.1
4778.2
4778.3
4778.4
4779.0
4779.1
4779.2
4779.3
4779.4
4780.0
4780.1
4780.2
4780.3

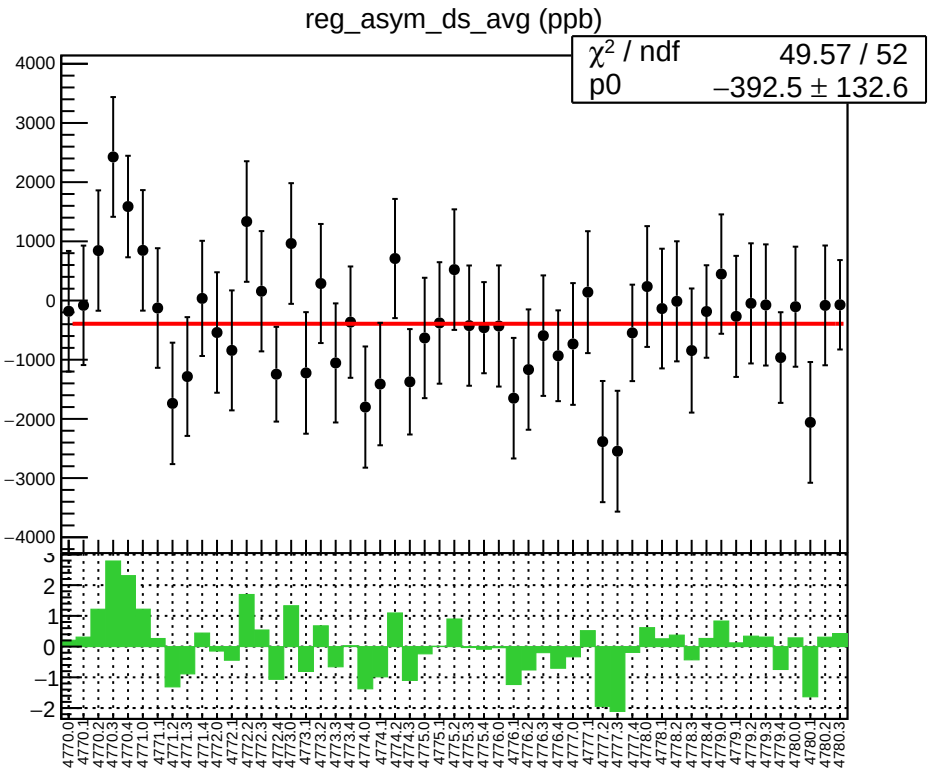
reg_asym_ds_avg (ppb)
χ² / ndf 49.57 / 52
p0 −392.5 ± 132.6

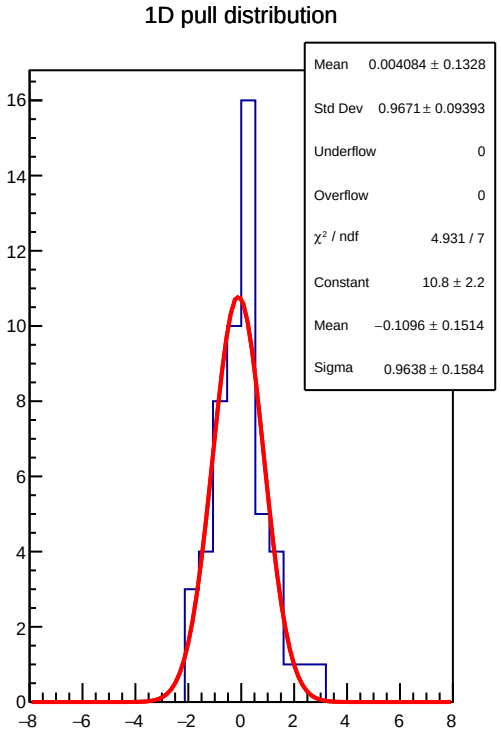
1D pull distribution
Mean 0.004084 ± 0.1328
Std Dev 0.9671 ± 0.09393
Underflow 0
Overflow 0
χ² / ndf 4.931 / 7
Constant 10.8 ± 2.2
Mean −0.1096 ± 0.1514
Sigma 0.9638 ± 0.1584

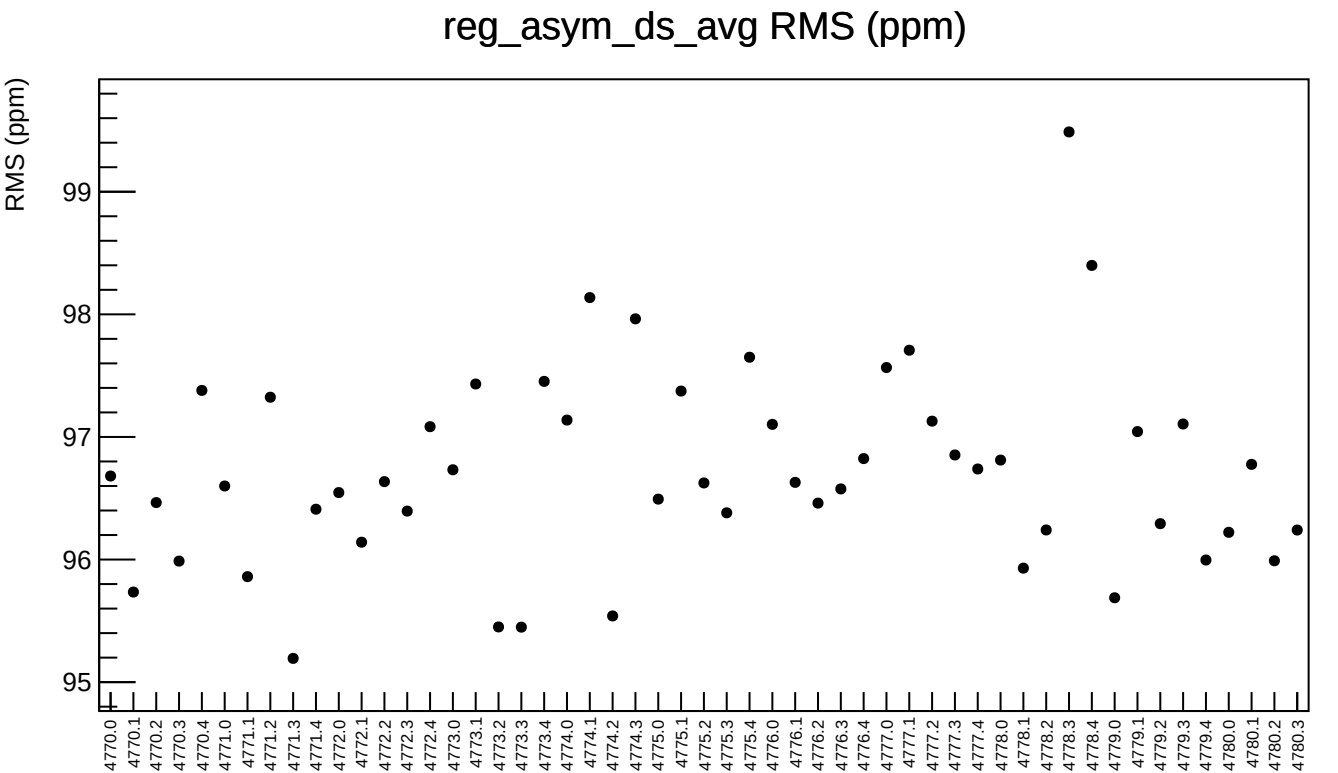
reg_asym_ds_avg RMS (ppm)
RMS (ppm)
99
98
97
96
95
4770.0
4770.1
4770.2
4770.3
4770.4
4771.0
4771.1
4771.2
4771.3
4771.4
4772.0
4772.1
4772.2
4772.3
4772.4
4773.0
4773.1
4773.2
4773.3
4773.4
4774.0
4774.1
4774.2
4774.3
4775.0
4775.1
4775.2
4775.3
4775.4
4776.0
4776.1
4776.2
4776.3
4776.4
4777.0
4777.1
4777.2
4777.3
4777.4
4778.0
4778.1
4778.2
4778.3
4778.4
4779.0
4779.1
4779.2
4779.3
4779.4
4780.0
4780.1
4780.2
4780.3

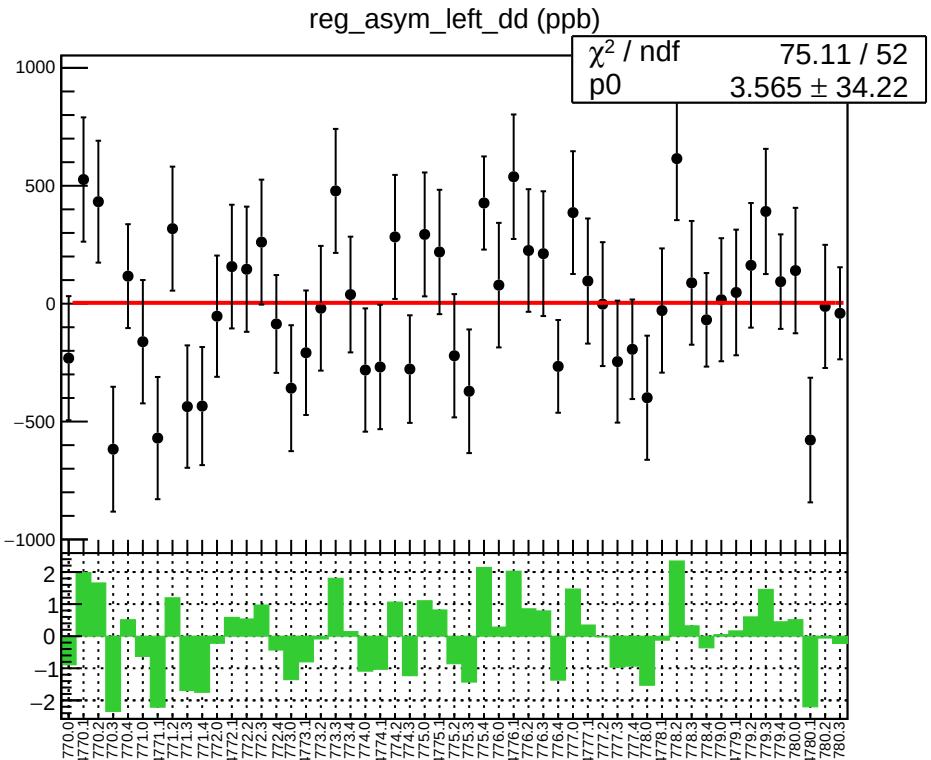
reg_asym_left_dd (ppb)
χ² / ndf 75.11 / 52
p0 3.565 ± 34.22
1000
500
0
−500
−1000
2
1
0
−1
−2
4770.0
4770.1
4770.2
4770.3
4770.4
4770.5
4771.0
4771.1
4771.2
4771.3
4771.4
4772.0
4772.1
4772.2
4772.3
4772.4
4773.0
4773.1
4773.2
4773.3
4773.4
4774.0
4774.1
4774.2
4774.3
4775.0
4775.1
4775.2
4775.3
4775.4
4776.0
4776.1
4776.2
4776.3
4776.4
4777.0
4777.1
4777.2
4777.3
4777.4
4778.0
4778.1
4778.2
4778.3
4778.4
4779.0
4779.1
4779.2
4779.3
4779.4
4780.0
4780.1
4780.2
4780.3

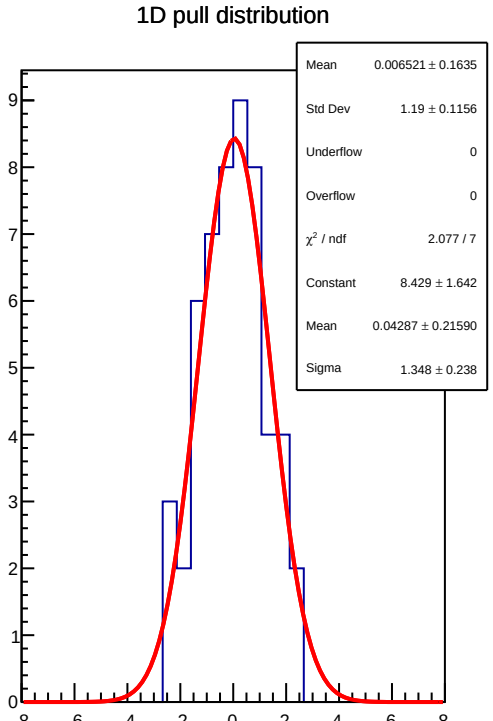
1D pull distribution
Mean 0.006521 ± 0.1635
Std Dev 1.19 ± 0.1156
Underflow 0
Overflow 0
χ² / ndf 2.077 / 7
Constant 8.429 ± 1.642
Mean 0.04287 ± 0.21590
Sigma 1.348 ± 0.238
9
8
7
6
5
4
3
2
1
0
−8
−6
−4
−2
0
2
4
6
8

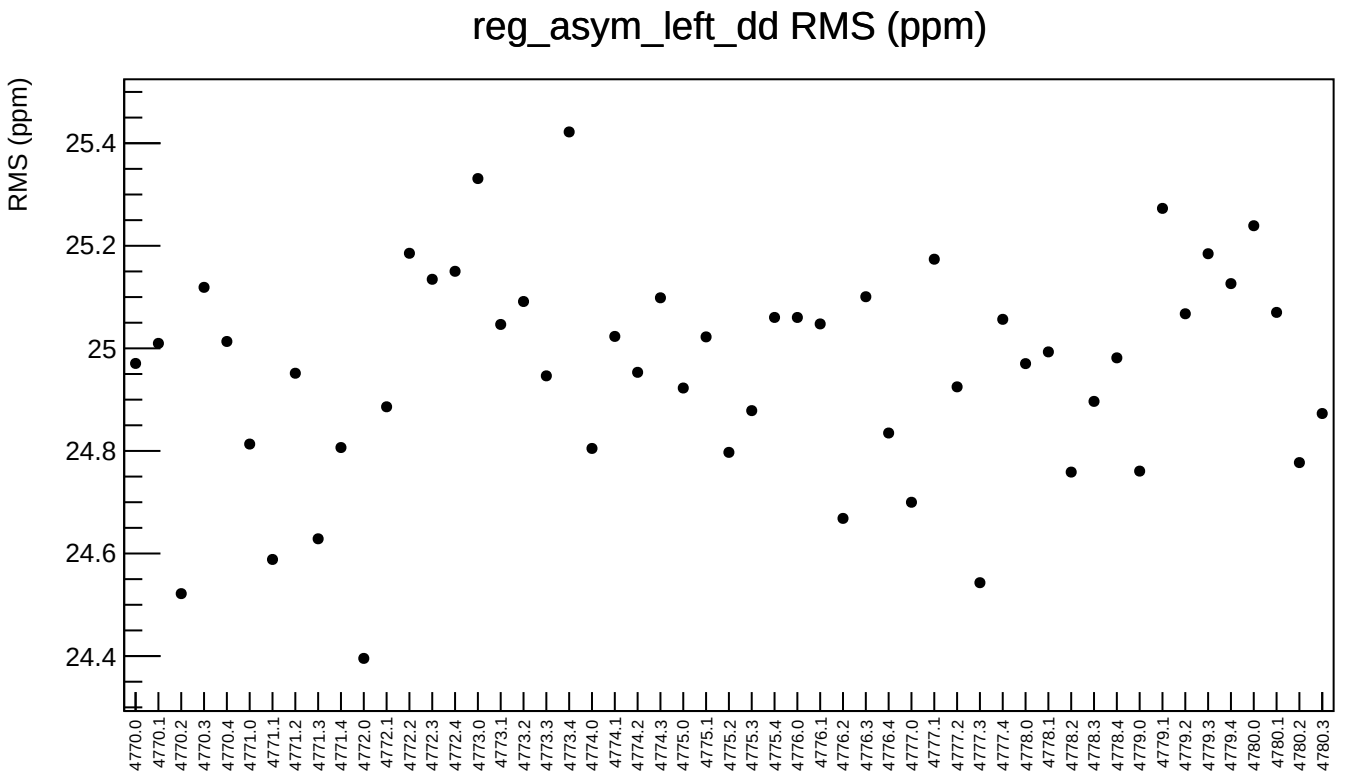
reg_asym_left_dd RMS (ppm)
RMS (ppm)
25.4
25.2
25
24.8
24.6
24.4
4770.0
4770.1
4770.2
4770.3
4770.4
4771.0
4771.1
4771.2
4771.3
4771.4
4772.0
4772.1
4772.2
4772.3
4772.4
4773.0
4773.1
4773.2
4773.3
4773.4
4774.0
4774.1
4774.2
4774.3
4775.0
4775.1
4775.2
4775.3
4775.4
4776.0
4776.1
4776.2
4776.3
4776.4
4777.0
4777.1
4777.2
4777.3
4777.4
4778.0
4778.1
4778.2
4778.3
4778.4
4779.0
4779.1
4779.2
4779.3
4779.4
4780.0
4780.1
4780.2
4780.3

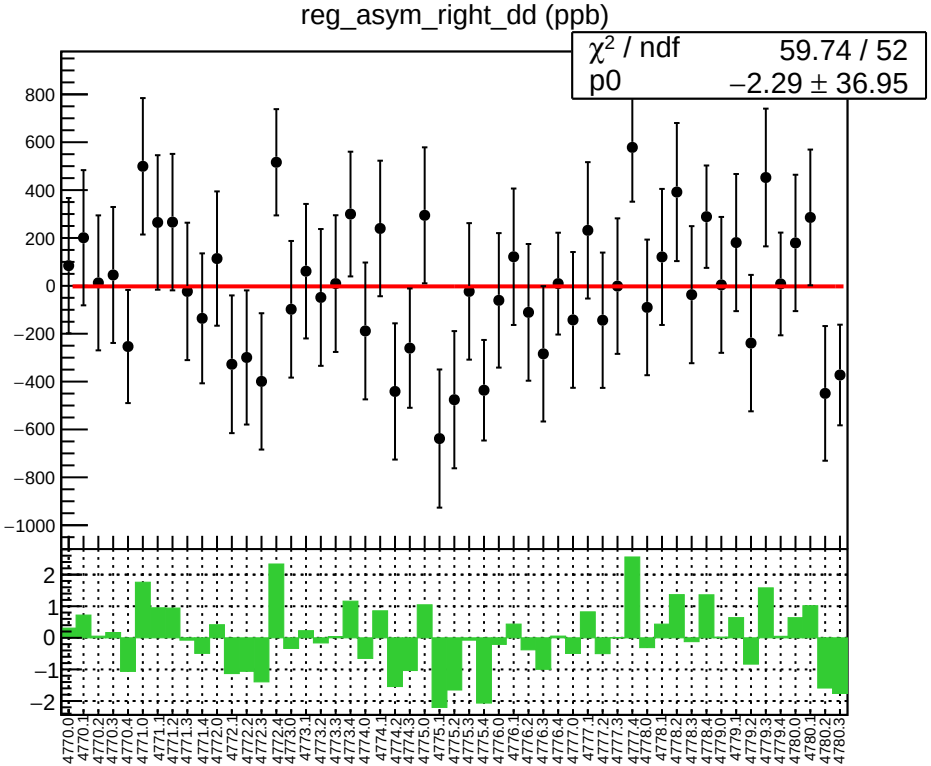
reg_asym_right_dd (ppb)
χ² / ndf 59.74 / 52
p0 −2.29 ± 36.95

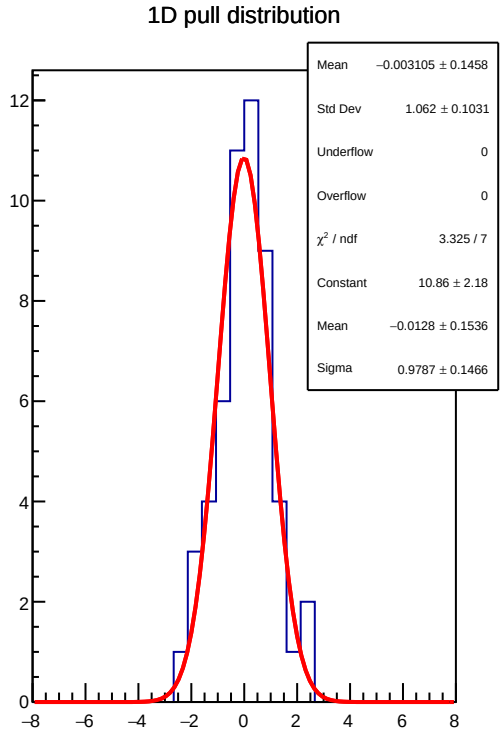
1D pull distribution
Mean −0.003105 ± 0.1458
Std Dev 1.062 ± 0.1031
Underflow 0
Overflow 0
χ² / ndf 3.325 / 7
Constant 10.86 ± 2.18
Mean −0.0128 ± 0.1536
Sigma 0.9787 ± 0.1466
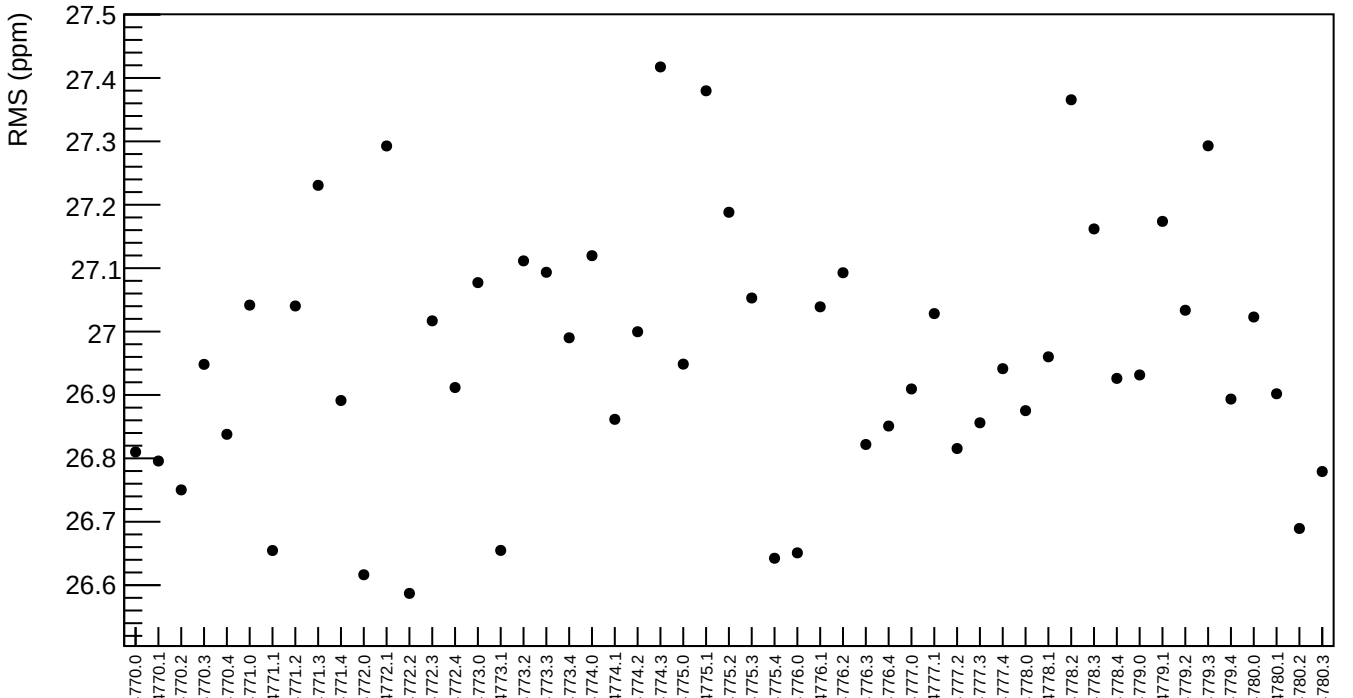
reg_asym_right_dd RMS (ppm)