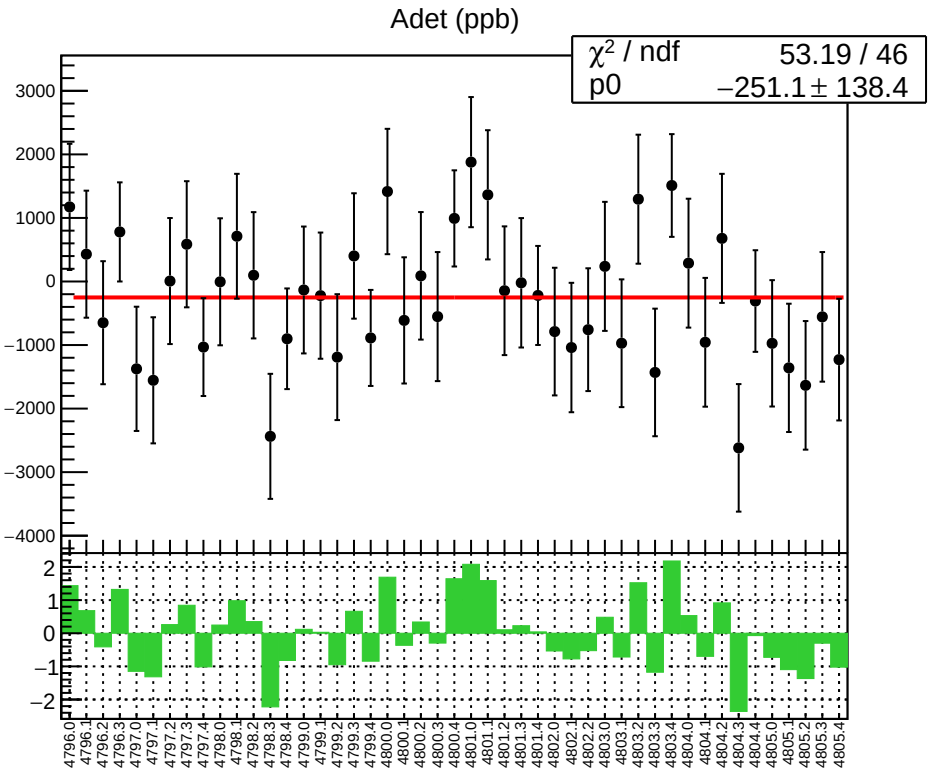
Adet (ppb)
χ² / ndf 53.19 / 46
p0 −251.1 ± 138.4
3000
2000
1000
0
−1000
−2000
−3000
−4000
2
1
0
−1
−2
4796.0
4796.1
4796.2
4796.3
4797.0
4797.1
4797.2
4797.3
4797.4
4798.0
4798.1
4798.2
4798.3
4798.4
4799.0
4799.1
4799.2
4799.3
4799.4
4800.0
4800.1
4800.2
4800.3
4800.4
4801.0
4801.1
4801.2
4801.3
4801.4
4802.0
4802.1
4802.2
4803.0
4803.1
4803.2
4803.3
4803.4
4804.0
4804.1
4804.2
4804.3
4804.4
4805.0
4805.1
4805.2
4805.3
4805.4

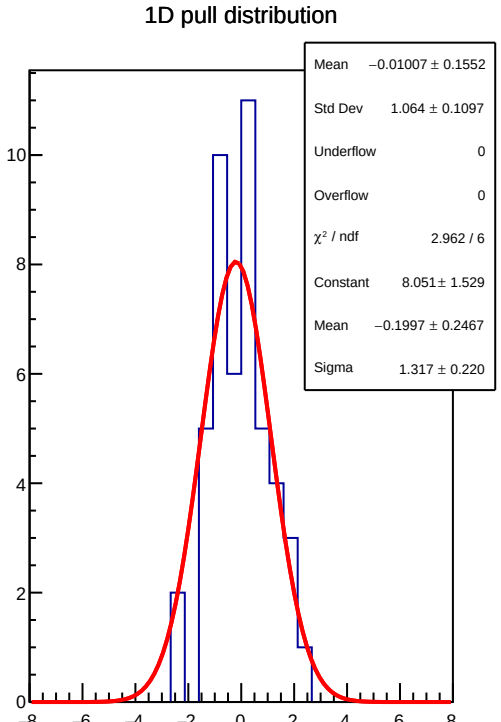
1D pull distribution
Mean −0.01007 ± 0.1552
Std Dev 1.064 ± 0.1097
Underflow 0
Overflow 0
χ² / ndf 2.962 / 6
Constant 8.051 ± 1.529
Mean −0.1997 ± 0.2467
Sigma 1.317 ± 0.220
10
8
6
4
2
0
−8
−6
−4
−2
0
2
4
6
8

Adet RMS (ppm)

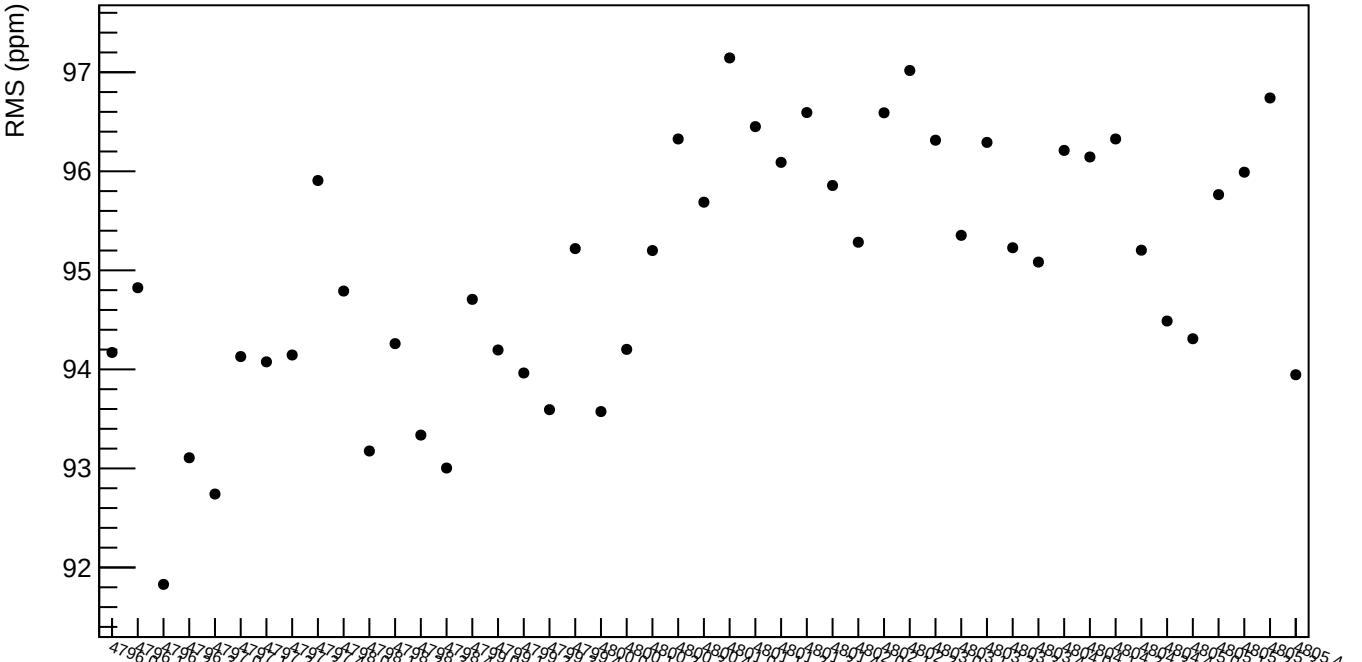

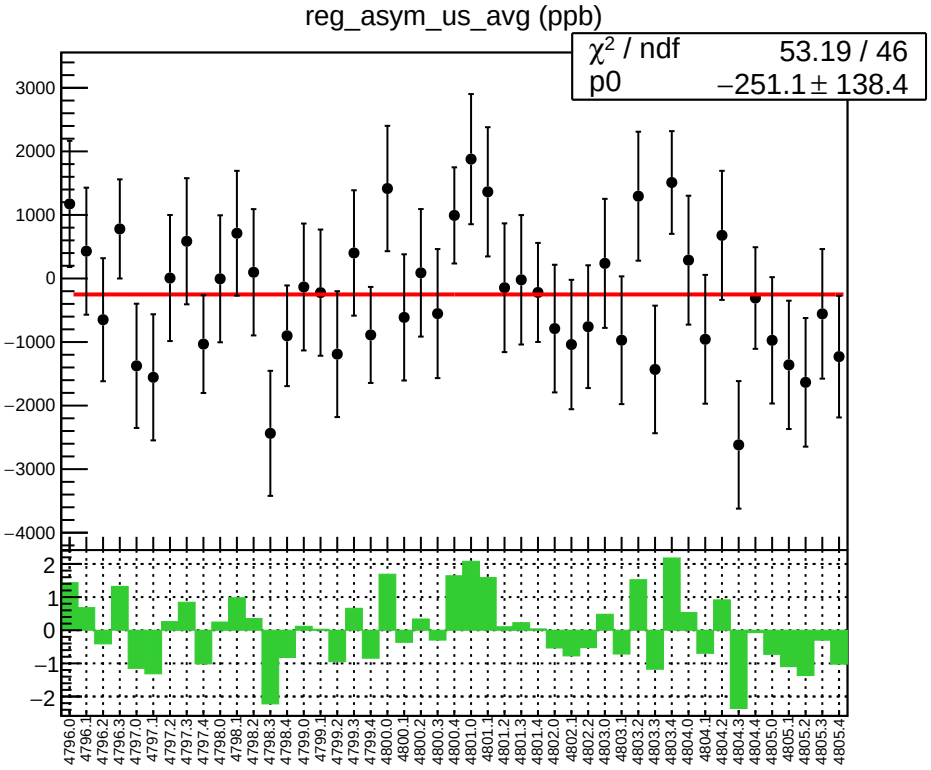
reg_asym_us_avg (ppb)
χ² / ndf 53.19 / 46
p0 −251.1 ± 138.4
3000
2000
1000
0
−1000
−2000
−3000
−4000
2
1
0
−1
−2
4796.0
4796.1
4796.2
4796.3
4797.0
4797.1
4797.2
4797.3
4797.4
4798.0
4798.1
4798.2
4798.3
4798.4
4799.0
4799.1
4799.2
4799.3
4799.4
4800.0
4800.1
4800.2
4800.3
4800.4
4801.0
4801.1
4801.2
4801.3
4801.4
4802.0
4802.1
4802.2
4803.0
4803.1
4803.2
4803.3
4803.4
4804.0
4804.1
4804.2
4804.3
4804.4
4805.0
4805.1
4805.2
4805.3
4805.4

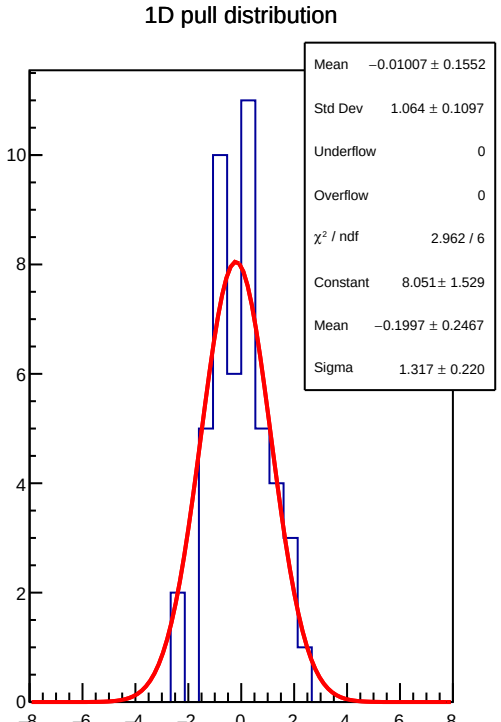
1D pull distribution
Mean −0.01007 ± 0.1552
Std Dev 1.064 ± 0.1097
Underflow 0
Overflow 0
χ² / ndf 2.962 / 6
Constant 8.051 ± 1.529
Mean −0.1997 ± 0.2467
Sigma 1.317 ± 0.220
10
8
6
4
2
0
−8
−6
−4
−2
0
2
4
6
8

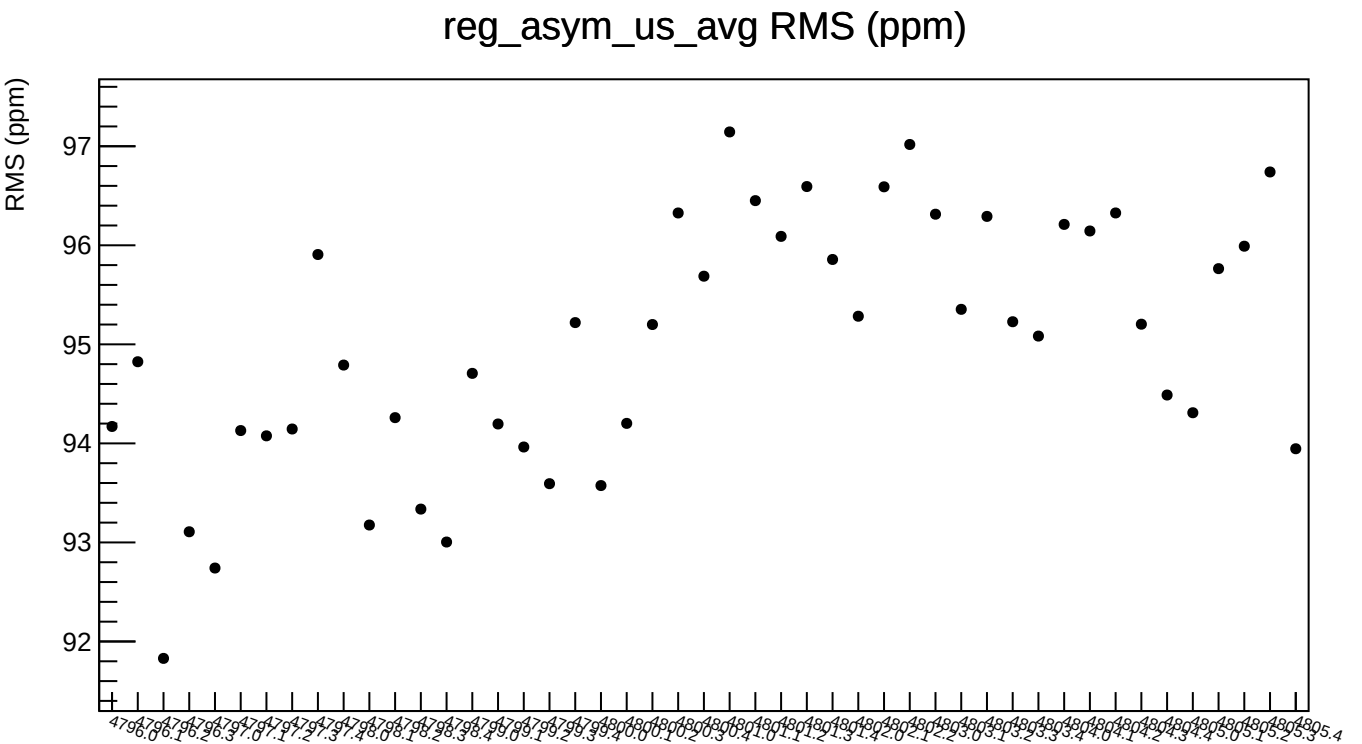
reg_asym_us_avg RMS (ppm)
RMS (ppm)
97
96
95
94
93
92

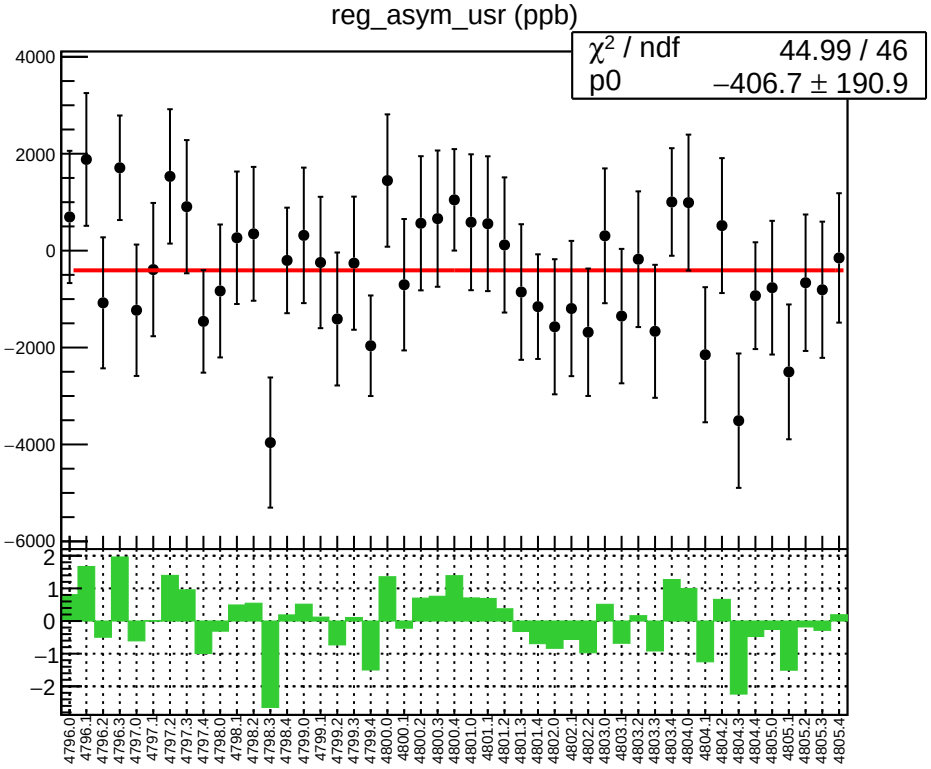
reg_asym_usr (ppb)
χ² / ndf 44.99 / 46
p0 −406.7 ± 190.9
4000
2000
0
−2000
−4000
−6000
2
1
0
−1
−2
4796.0
4796.1
4796.2
4796.3
4797.0
4797.1
4797.2
4797.3
4797.4
4798.0
4798.1
4798.2
4798.3
4798.4
4799.0
4799.1
4799.2
4799.3
4799.4
4800.0
4800.1
4800.2
4800.3
4800.4
4801.0
4801.1
4801.2
4801.3
4801.4
4802.0
4802.1
4802.2
4803.0
4803.1
4803.2
4803.3
4803.4
4804.0
4804.1
4804.2
4804.3
4804.4
4805.0
4805.1
4805.2
4805.3
4805.4

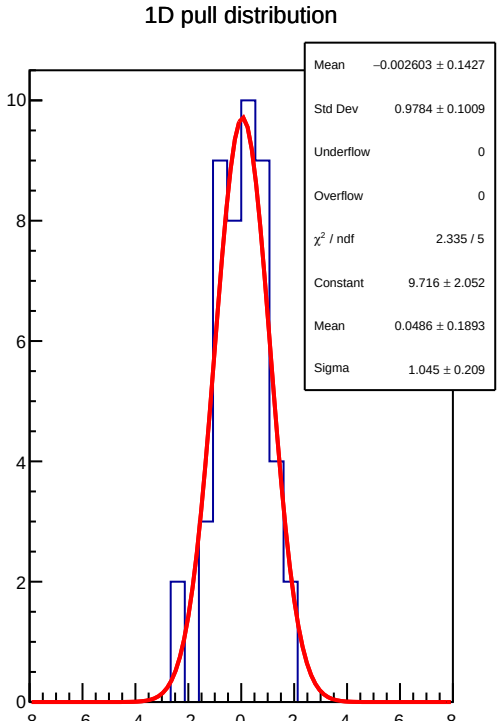
1D pull distribution
Mean −0.002603 ± 0.1427
Std Dev 0.9784 ± 0.1009
Underflow 0
Overflow 0
χ² / ndf 2.335 / 5
Constant 9.716 ± 2.052
Mean 0.0486 ± 0.1893
Sigma 1.045 ± 0.209
10
8
6
4
2
0
−8
−6
−4
−2
0
2
4
6
8

reg_asym_usr RMS (ppm)

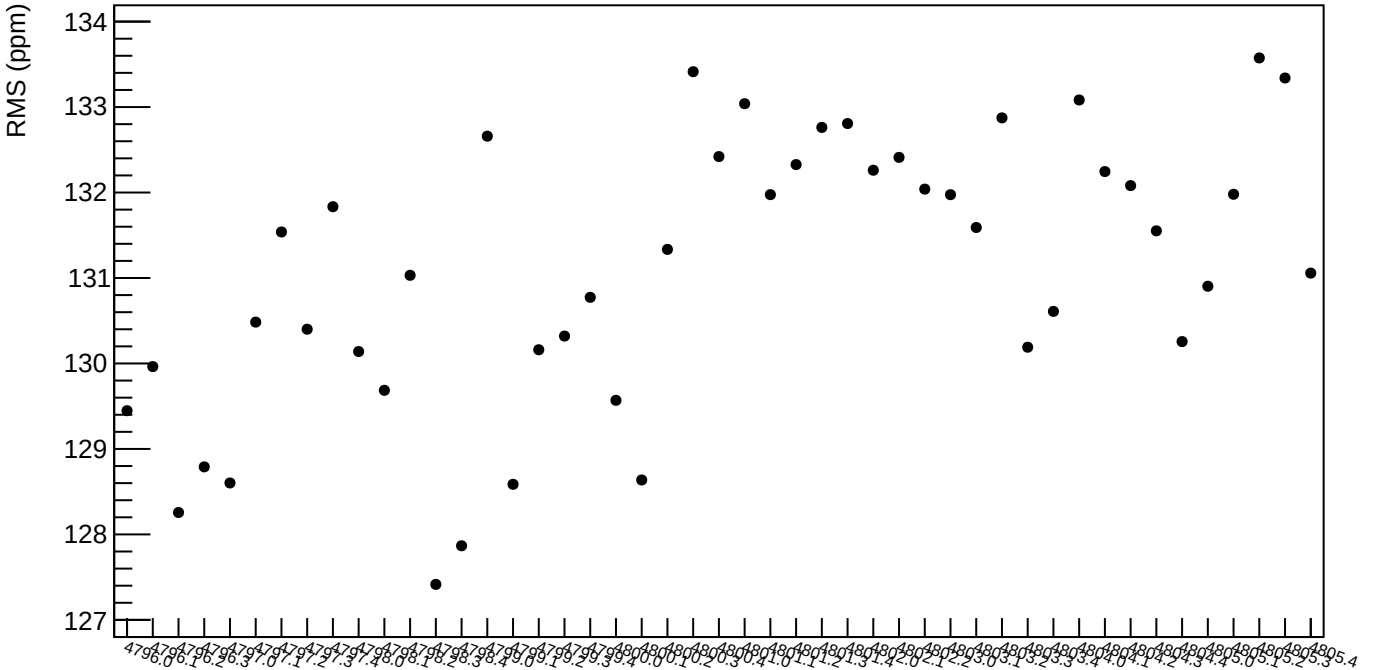

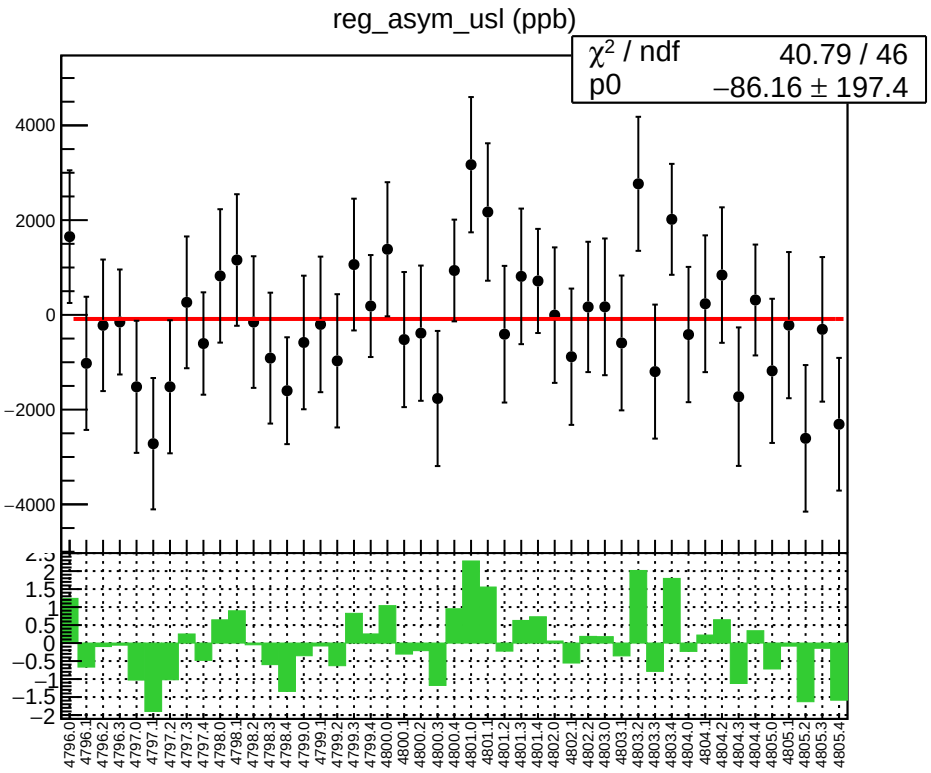
reg_asym_usl (ppb)
χ² / ndf 40.79 / 46
p0 −86.16 ± 197.4
4000
2000
0
−2000
−4000
2.5
2
1.5
1
0.5
0
−0.5
−1
−1.5
−2
4796.0
4796.1
4796.2
4796.3
4797.0
4797.1
4797.2
4797.3
4797.4
4798.0
4798.1
4798.2
4798.3
4798.4
4799.0
4799.1
4799.2
4799.3
4799.4
4800.0
4800.1
4800.2
4800.3
4800.4
4801.0
4801.1
4801.2
4801.3
4801.4
4802.0
4802.1
4802.2
4803.0
4803.1
4803.2
4803.3
4803.4
4804.0
4804.1
4804.2
4804.3
4804.4
4805.0
4805.1
4805.2
4805.3
4805.4

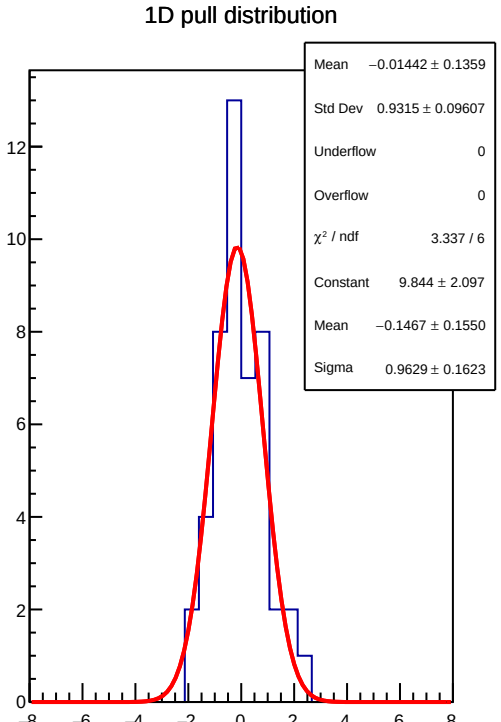
1D pull distribution
Mean −0.01442 ± 0.1359
Std Dev 0.9315 ± 0.09607
Underflow 0
Overflow 0
χ² / ndf 3.337 / 6
Constant 9.844 ± 2.097
Mean −0.1467 ± 0.1550
Sigma 0.9629 ± 0.1623
12
10
8
6
4
2
0
−8
−6
−4
−2
0
2
4
6
8

reg_asym_usl RMS (ppm)

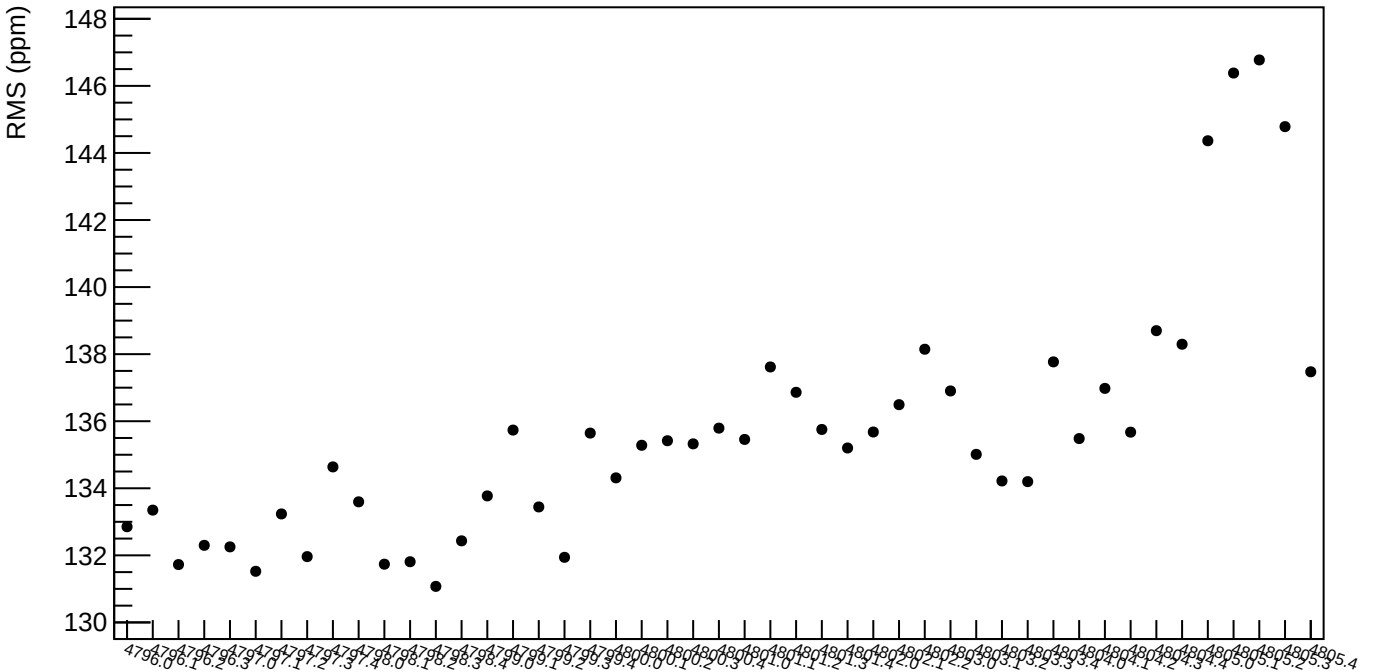

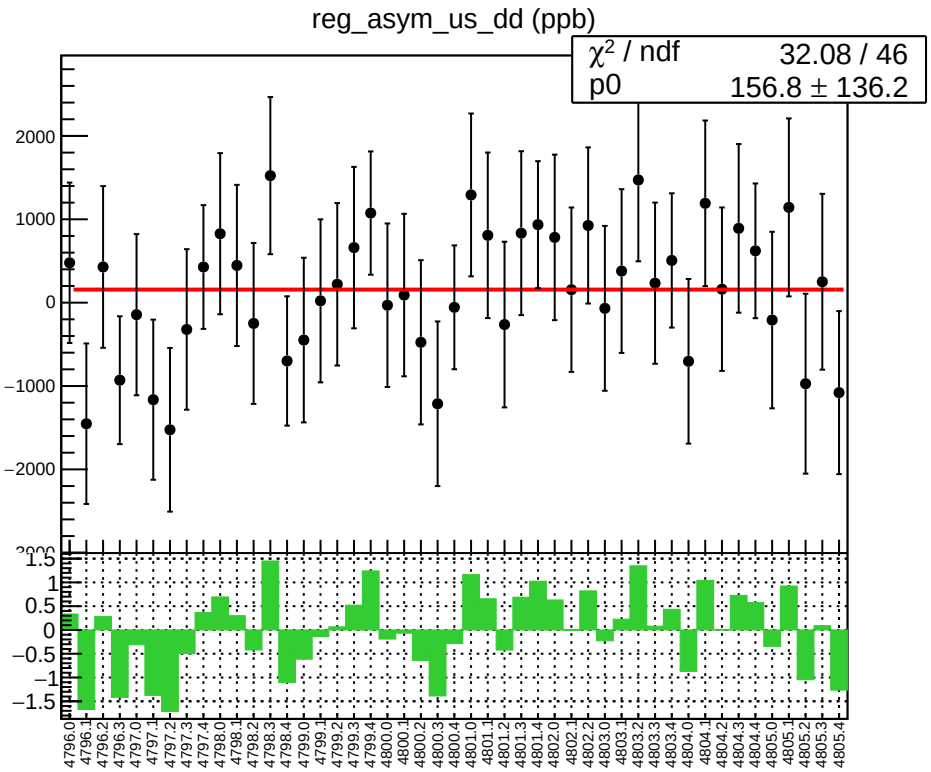
reg_asym_us_dd (ppb)
χ² / ndf 32.08 / 46
p0 156.8 ± 136.2
2000
1000
0
−1000
−2000
1.5
1
0.5
0
−0.5
−1
−1.5
4796.0
4796.1
4796.2
4796.3
4797.0
4797.1
4797.2
4797.3
4797.4
4798.0
4798.1
4798.2
4798.3
4798.4
4799.0
4799.1
4799.2
4799.3
4799.4
4800.0
4800.1
4800.2
4800.3
4800.4
4801.0
4801.1
4801.2
4801.3
4801.4
4802.0
4802.1
4802.2
4803.0
4803.1
4803.2
4803.3
4803.4
4804.0
4804.1
4804.2
4804.3
4804.4
4805.0
4805.1
4805.2
4805.3
4805.4

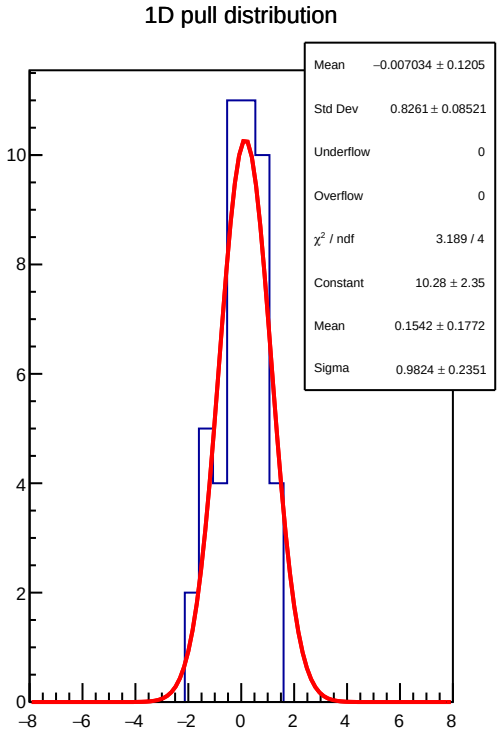
1D pull distribution
Mean −0.007034 ± 0.1205
Std Dev 0.8261 ± 0.08521
Underflow 0
Overflow 0
χ² / ndf 3.189 / 4
Constant 10.28 ± 2.35
Mean 0.1542 ± 0.1772
Sigma 0.9824 ± 0.2351
10
8
6
4
2
0
−8
−6
−4
−2
0
2
4
6
8

reg_asym_us_dd RMS (ppm)

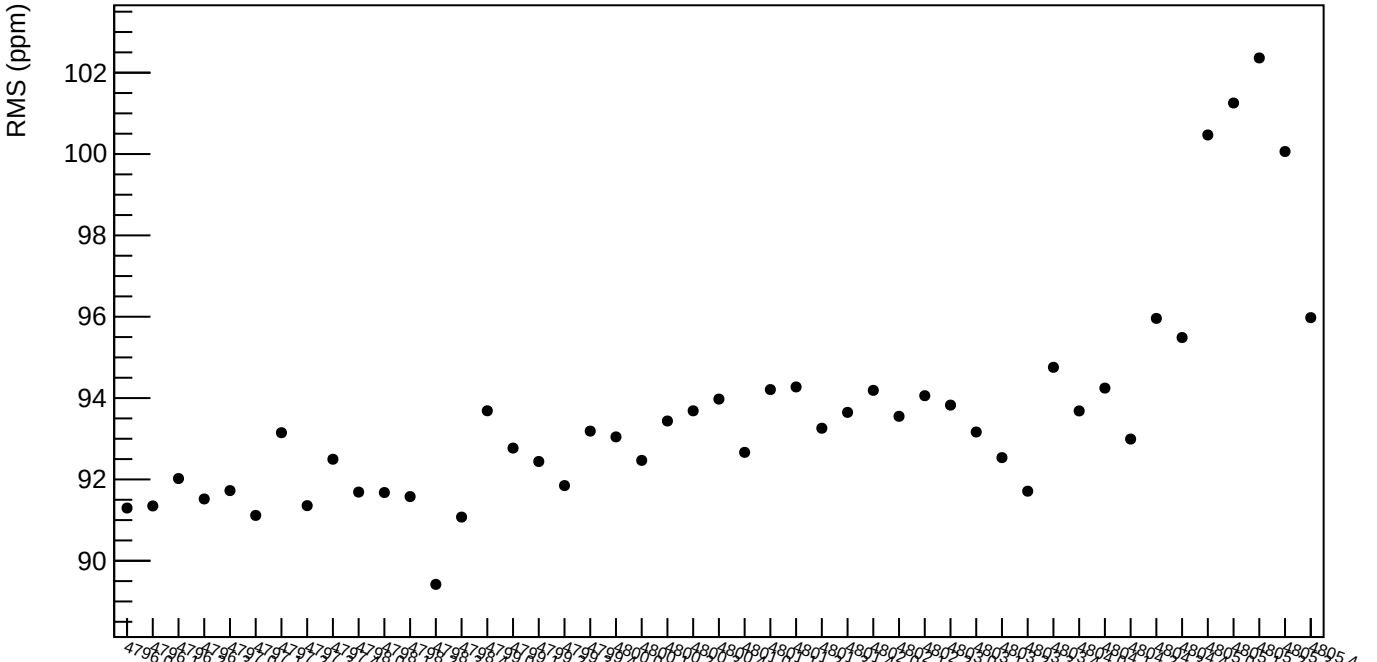

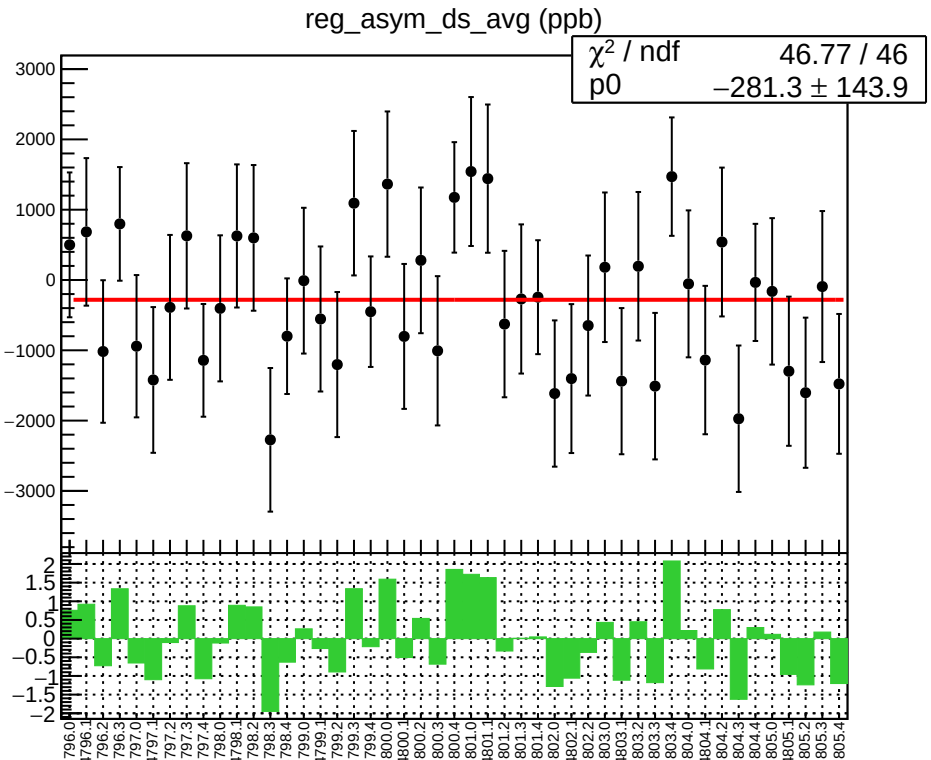
reg_asym_ds_avg (ppb)
χ² / ndf 46.77 / 46
p0 −281.3 ± 143.9

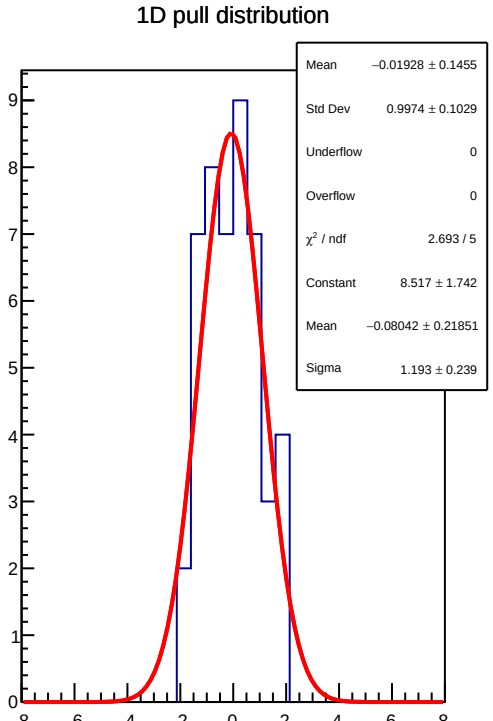
1D pull distribution
Mean −0.01928 ± 0.1455
Std Dev 0.9974 ± 0.1029
Underflow 0
Overflow 0
χ² / ndf 2.693 / 5
Constant 8.517 ± 1.742
Mean −0.08042 ± 0.21851
Sigma 1.193 ± 0.239

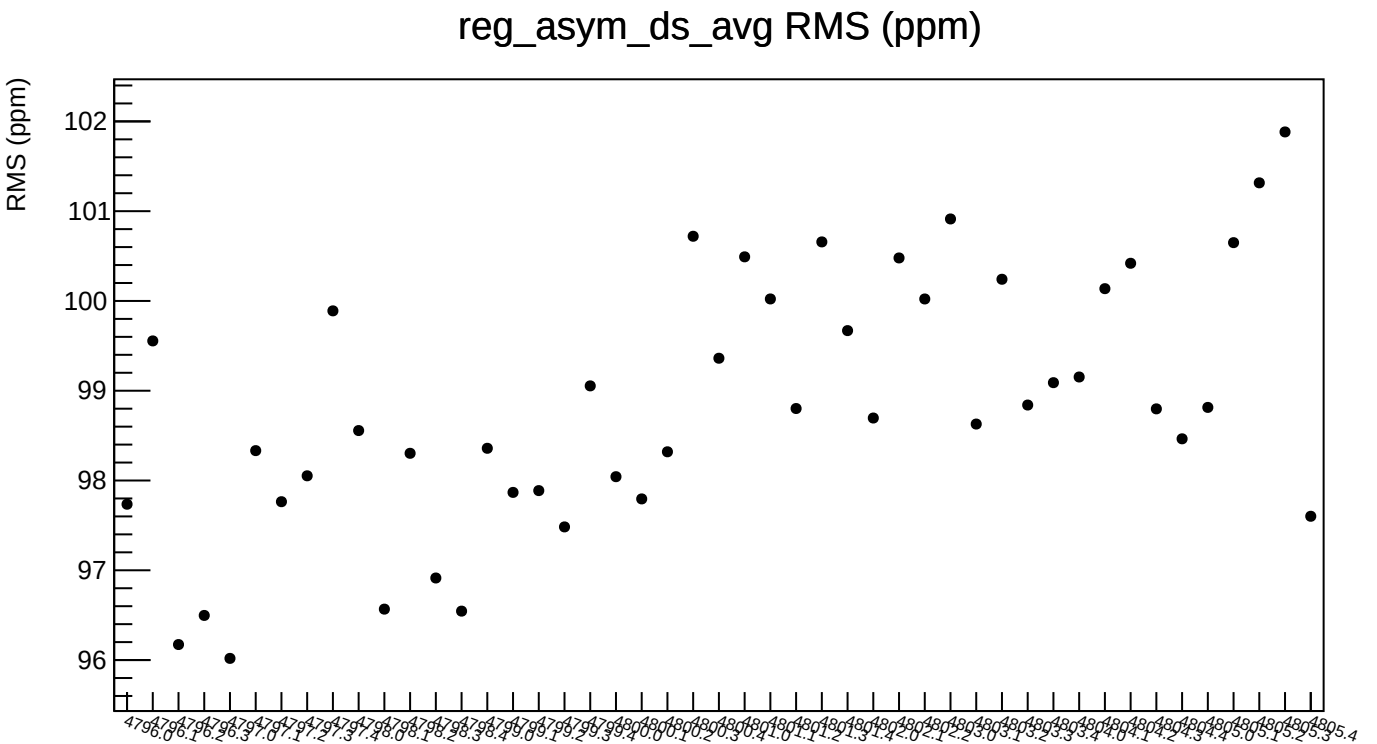
reg_asym_ds_avg RMS (ppm)
RMS (ppm)
102
101
100
99
98
97
96
479 96.0
479 96.1
479 96.2
479 96.3
479 97.0
479 97.1
479 97.2
479 97.3
479 97.4
479 98.0
479 98.1
479 98.2
479 98.3
479 98.4
479 99.0
479 99.1
479 99.2
479 99.3
479 99.4
480 00.0
480 00.1
480 00.2
480 00.3
480 00.4
480 01.0
480 01.1
480 01.2
480 01.3
480 01.4
480 02.0
480 02.1
480 02.2
480 03.0
480 03.1
480 03.2
480 03.3
480 03.4
480 04.0
480 04.1
480 04.2
480 04.3
480 04.4
480 05.0
480 05.1
480 05.2
480 05.3
480 05.4

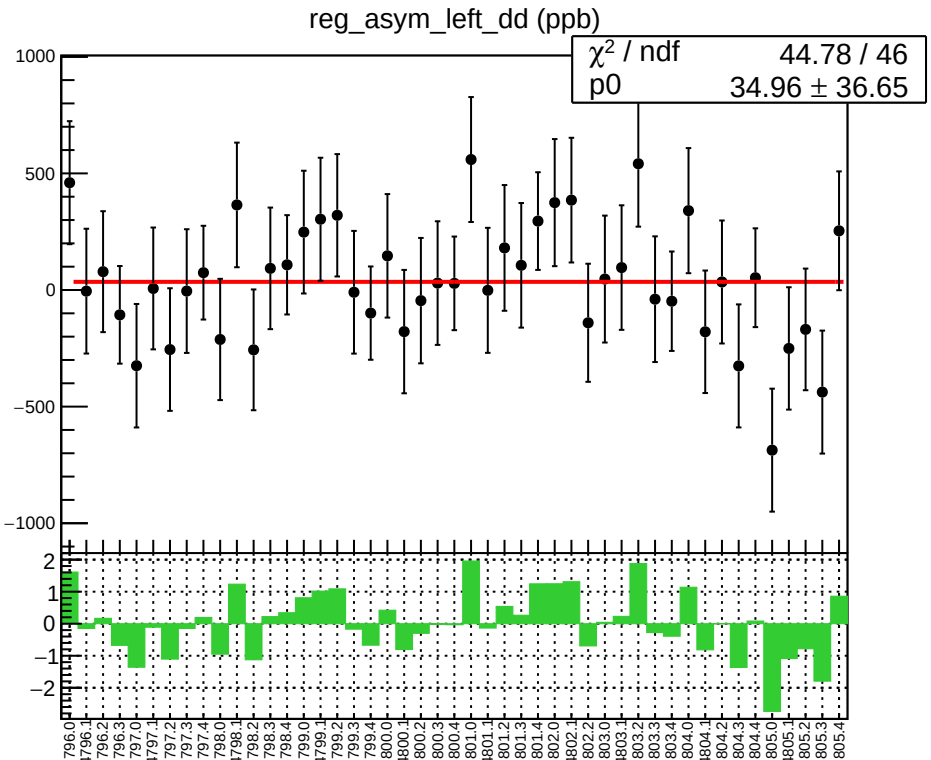
reg_asym_left_dd (ppb)
χ² / ndf 44.78 / 46
p0 34.96 ± 36.65
1000
500
0
−500
−1000
2
1
0
−1
−2
4796.0
4796.1
4796.2
4796.3
4797.0
4797.1
4797.2
4797.3
4797.4
4798.0
4798.1
4798.2
4798.3
4798.4
4799.0
4799.1
4799.2
4799.3
4799.4
4800.0
4800.1
4800.2
4800.3
4800.4
4801.0
4801.1
4801.2
4801.3
4801.4
4802.0
4802.1
4802.2
4803.0
4803.1
4803.2
4803.3
4803.4
4804.0
4804.1
4804.2
4804.3
4804.4
4805.0
4805.1
4805.2
4805.3
4805.4

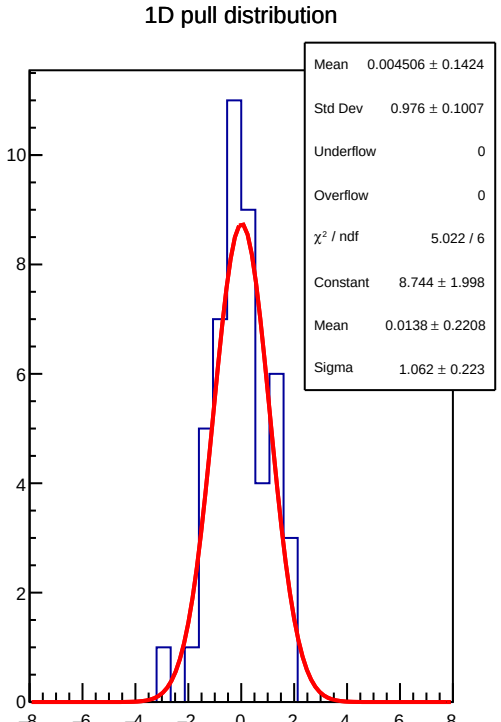
1D pull distribution
Mean 0.004506 ± 0.1424
Std Dev 0.976 ± 0.1007
Underflow 0
Overflow 0
χ² / ndf 5.022 / 6
Constant 8.744 ± 1.998
Mean 0.0138 ± 0.2208
Sigma 1.062 ± 0.223
10
8
6
4
2
0
−8
−6
−4
−2
0
2
4
6
8

reg_asym_left_dd RMS (ppm)

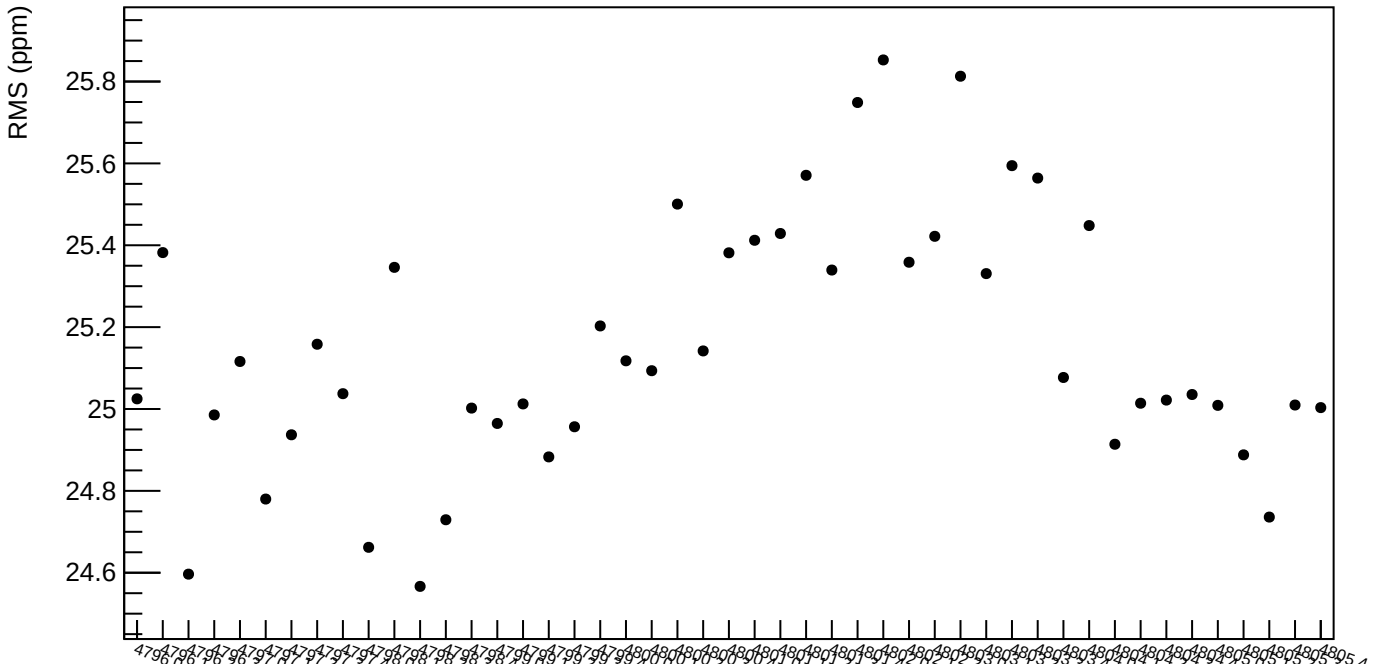

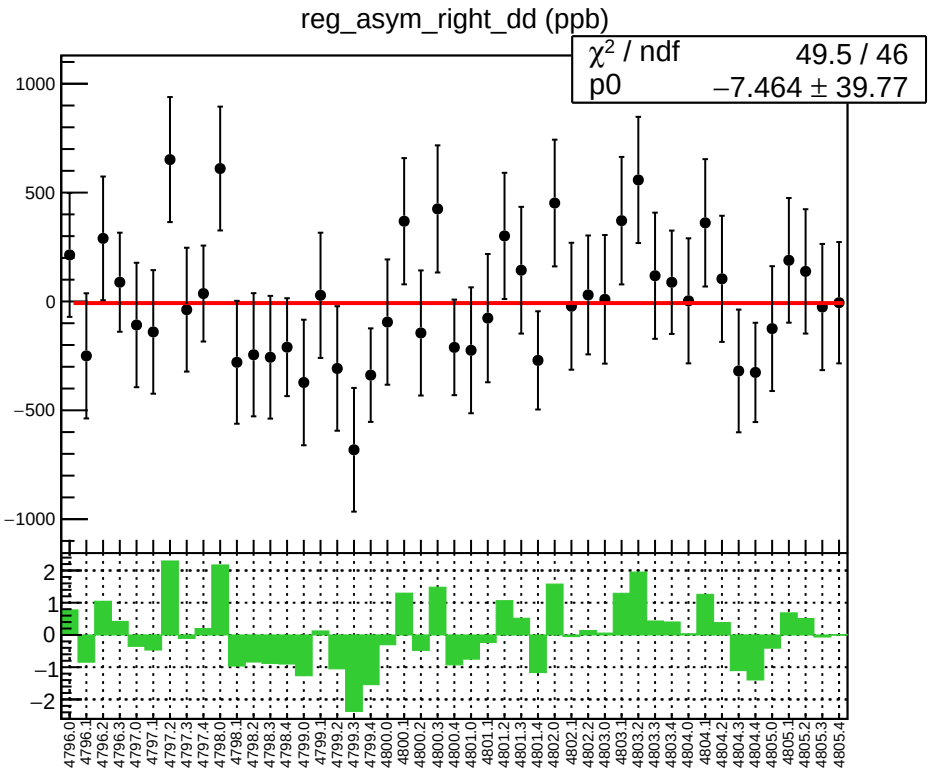
reg_asym_right_dd (ppb)
χ² / ndf 49.5 / 46
p0 −7.464 ± 39.77
1000
500
0
−500
−1000
2
1
0
−1
−2
4796.0
4796.1
4796.2
4796.3
4797.0
4797.1
4797.2
4797.3
4797.4
4798.0
4798.1
4798.2
4798.3
4798.4
4799.0
4799.1
4799.2
4799.3
4799.4
4800.0
4800.1
4800.2
4800.3
4800.4
4801.0
4801.1
4801.2
4801.3
4801.4
4802.0
4802.1
4802.2
4803.0
4803.1
4803.2
4803.3
4803.4
4804.0
4804.1
4804.2
4804.3
4804.4
4805.0
4805.1
4805.2
4805.3
4805.4

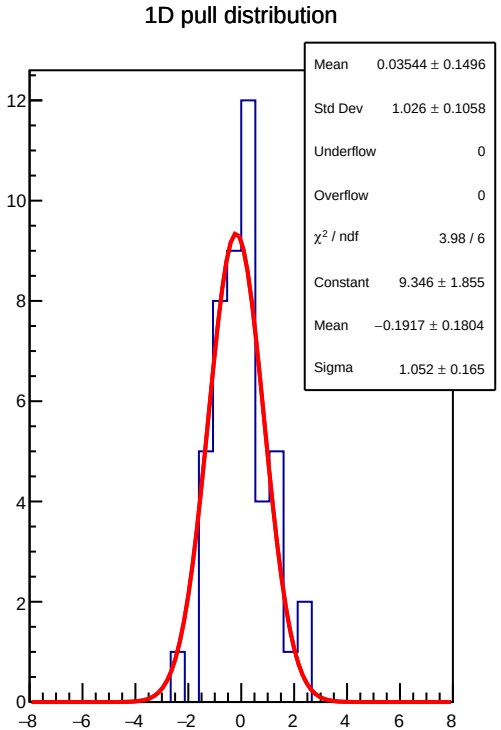
1D pull distribution
Mean 0.03544 ± 0.1496
Std Dev 1.026 ± 0.1058
Underflow 0
Overflow 0
χ² / ndf 3.98 / 6
Constant 9.346 ± 1.855
Mean −0.1917 ± 0.1804
Sigma 1.052 ± 0.165
12
10
8
6
4
2
0
−8
−6
−4
−2
0
2
4
6
8
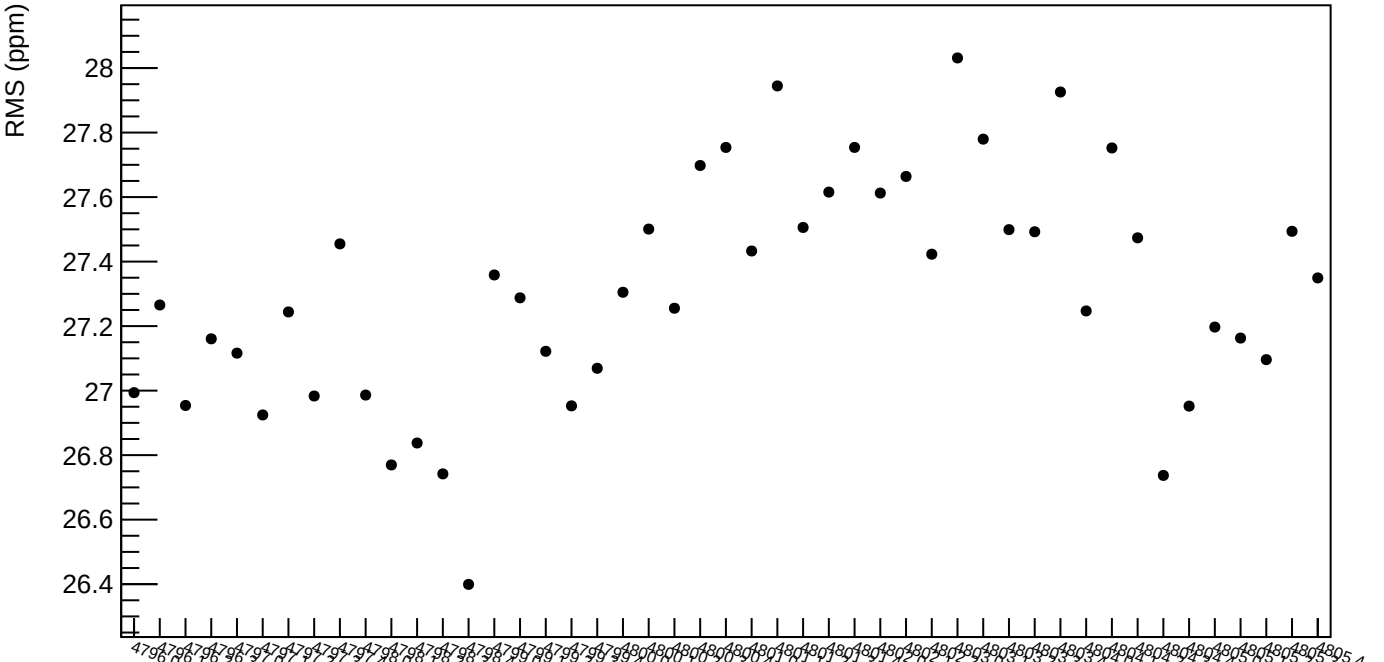
reg_asym_right_dd RMS (ppm)