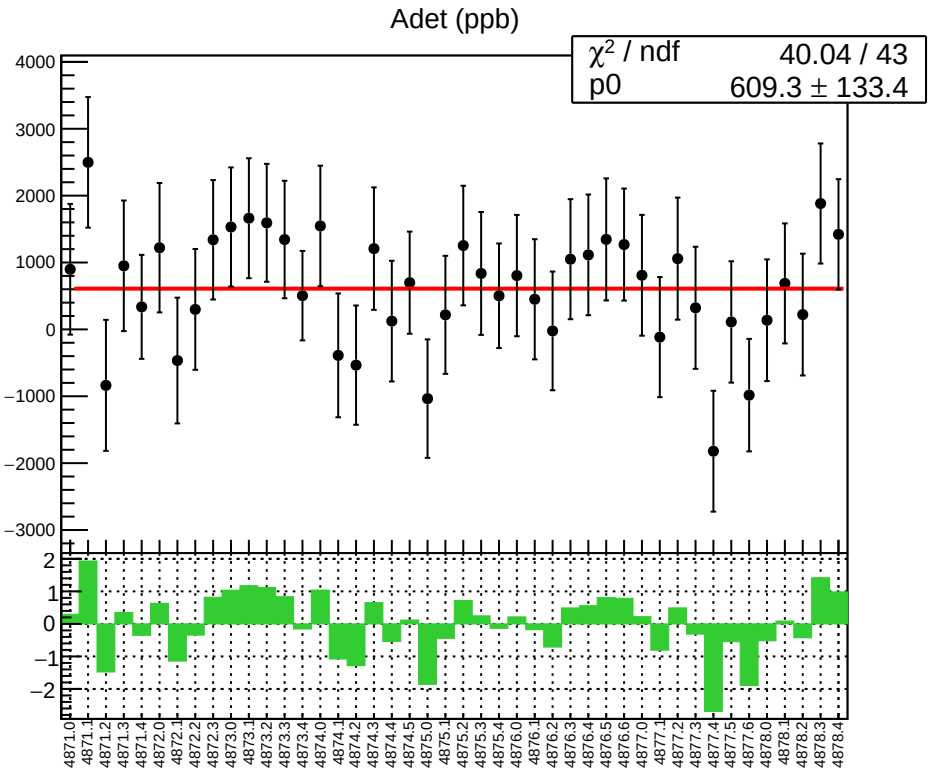
Adet (ppb)
χ² / ndf 40.04 / 43
p0 609.3 ± 133.4
4000
3000
2000
1000
0
−1000
−2000
−3000
2
1
0
−1
−2
4871.0
4871.1
4871.2
4871.3
4871.4
4872.0
4872.1
4872.2
4872.3
4873.0
4873.1
4873.2
4873.3
4873.4
4874.0
4874.1
4874.2
4874.3
4874.4
4874.5
4875.0
4875.1
4875.2
4875.3
4875.4
4876.0
4876.1
4876.2
4876.3
4876.4
4876.5
4876.6
4877.0
4877.1
4877.2
4877.3
4877.4
4877.5
4877.6
4878.0
4878.1
4878.2
4878.3
4878.4

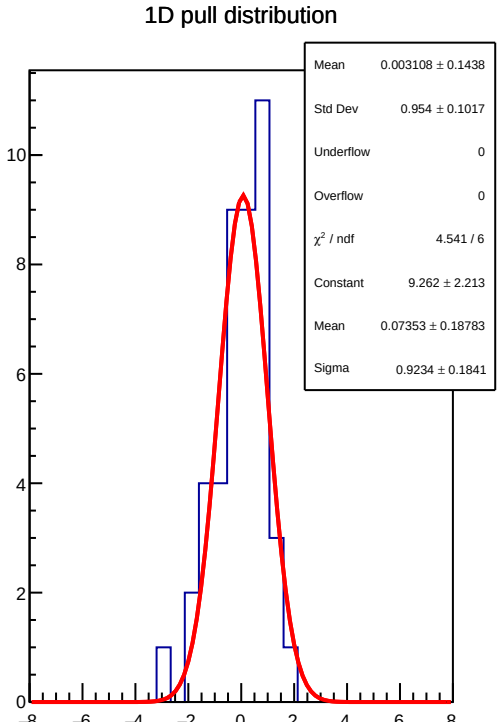
1D pull distribution
Mean 0.003108 ± 0.1438
Std Dev 0.954 ± 0.1017
Underflow 0
Overflow 0
χ² / ndf 4.541 / 6
Constant 9.262 ± 2.213
Mean 0.07353 ± 0.18783
Sigma 0.9234 ± 0.1841
10
8
6
4
2
0
−8
−6
−4
−2
0
2
4
6
8

Adet RMS (ppm)

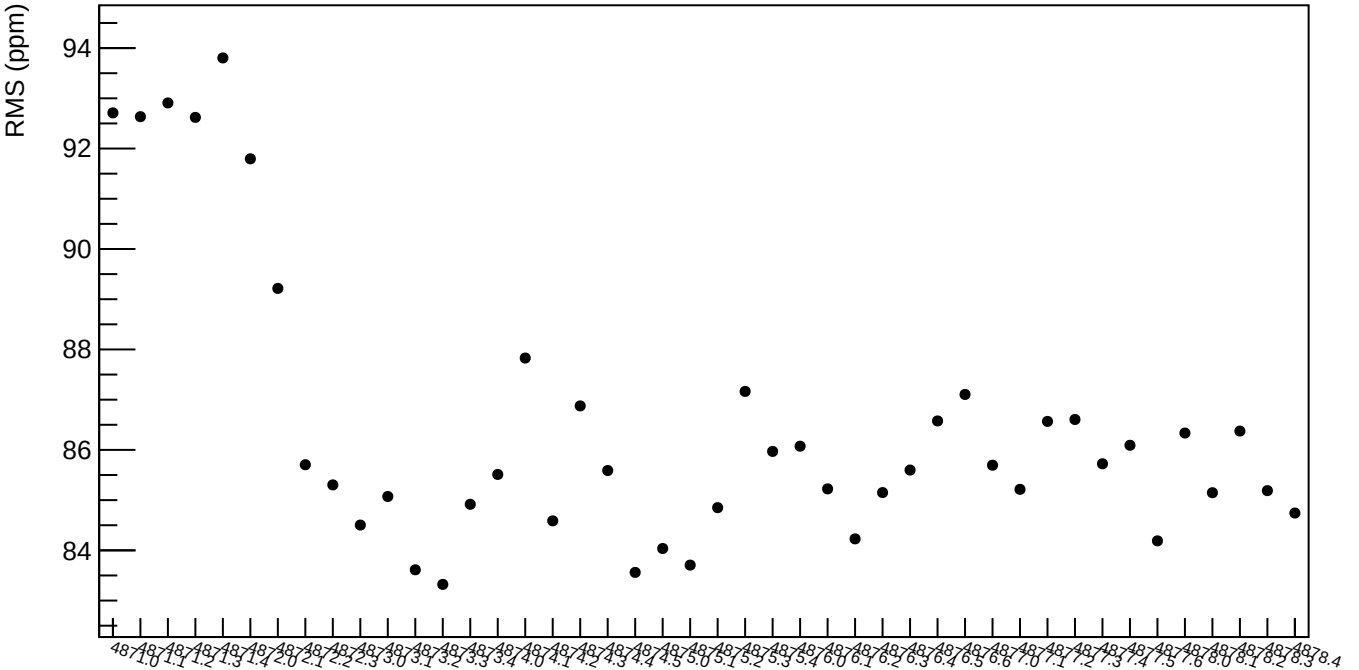
RMS (ppm)
94
92
90
88
86
84
48/1.0
48/1.1
48/1.2
48/1.3
48/1.4
48/2.0
48/2.1
48/2.2
48/2.3
48/3.0
48/3.1
48/3.2
48/3.3
48/3.4
48/4.0
48/4.1
48/4.2
48/4.3
48/4.4
48/4.5
48/5.0
48/5.1
48/5.2
48/5.3
48/5.4
48/6.0
48/6.1
48/6.2
48/6.3
48/6.4
48/6.5
48/6.6
48/7.0
48/7.1
48/7.2
48/7.3
48/7.4
48/7.5
48/7.6
48/8.0
48/8.1
48/8.2
48/8.3
48/8.4

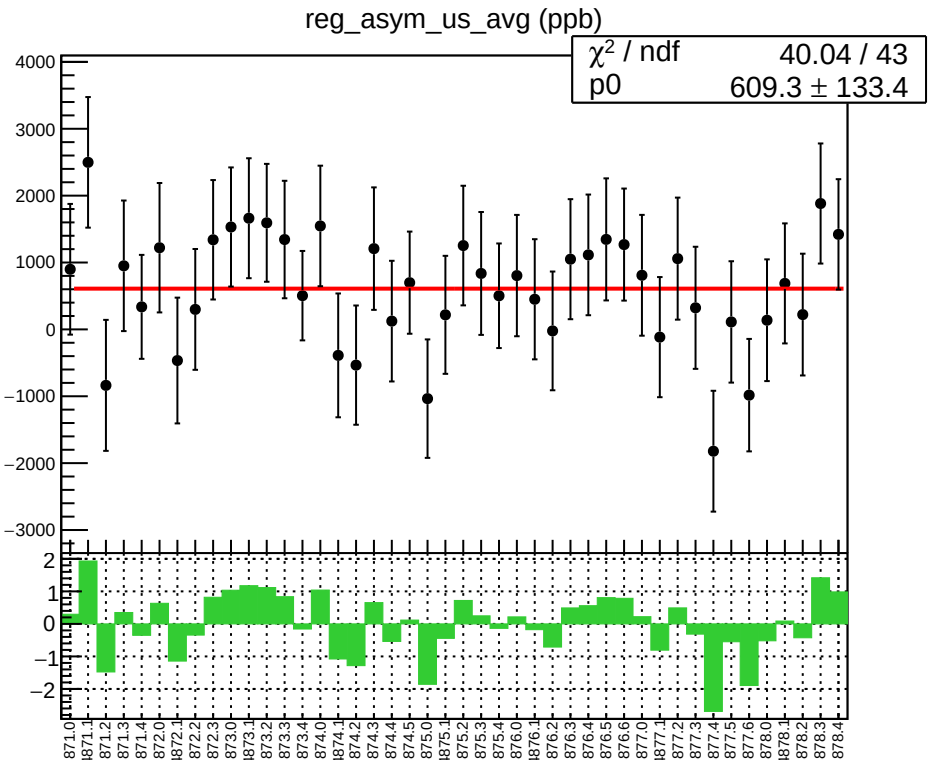
reg_asym_us_avg (ppb)
χ² / ndf 40.04 / 43
p0 609.3 ± 133.4

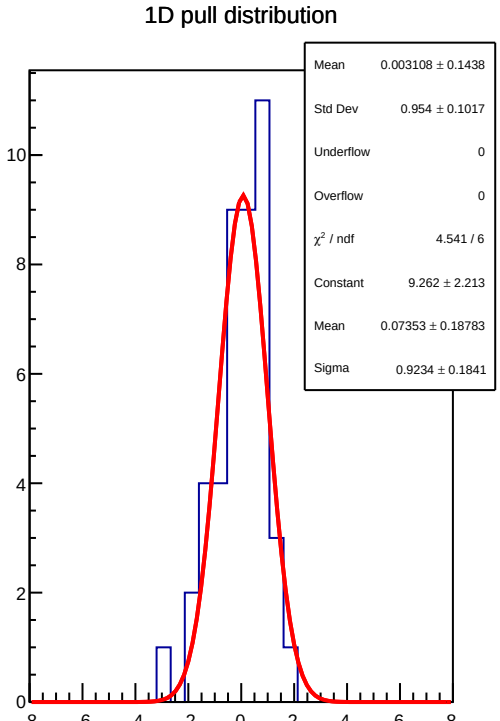
1D pull distribution
Mean 0.003108 ± 0.1438
Std Dev 0.954 ± 0.1017
Underflow 0
Overflow 0
χ² / ndf 4.541 / 6
Constant 9.262 ± 2.213
Mean 0.07353 ± 0.18783
Sigma 0.9234 ± 0.1841

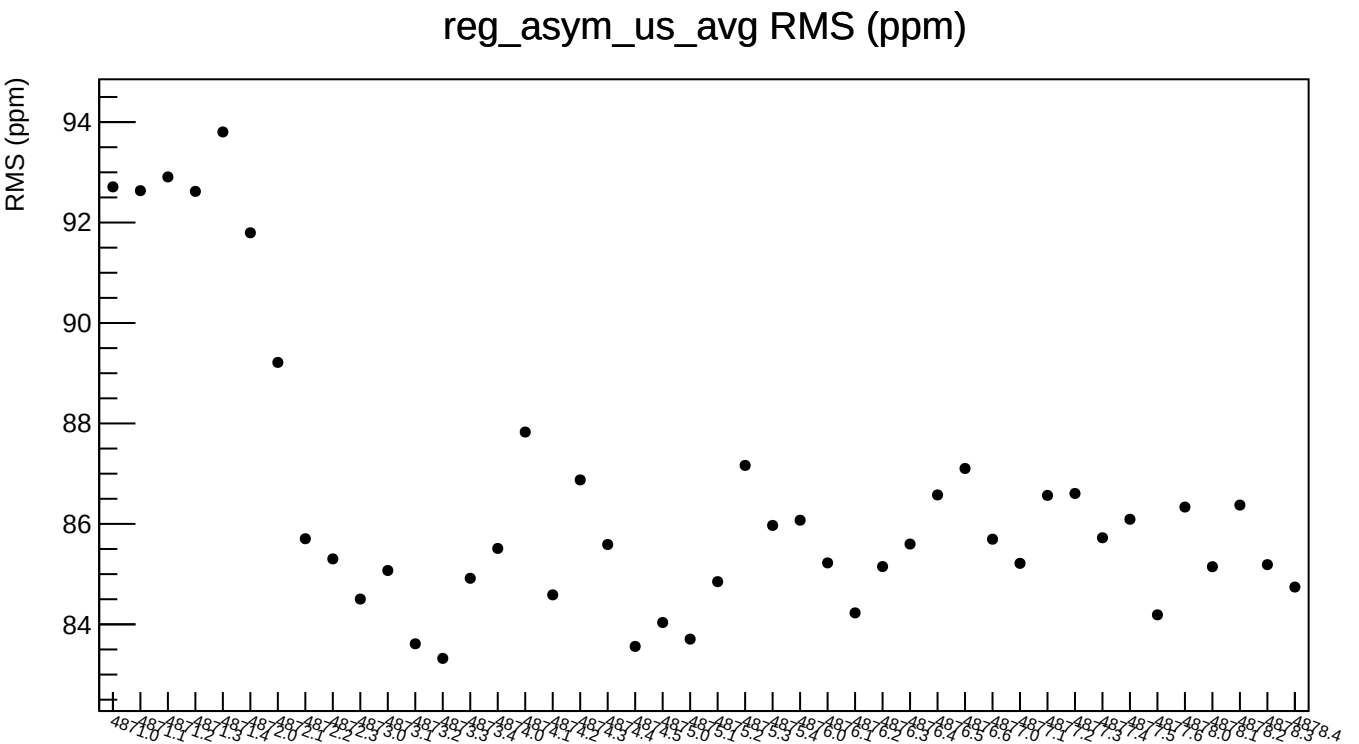
reg_asym_us_avg RMS (ppm)
RMS (ppm)
94
92
90
88
86
84

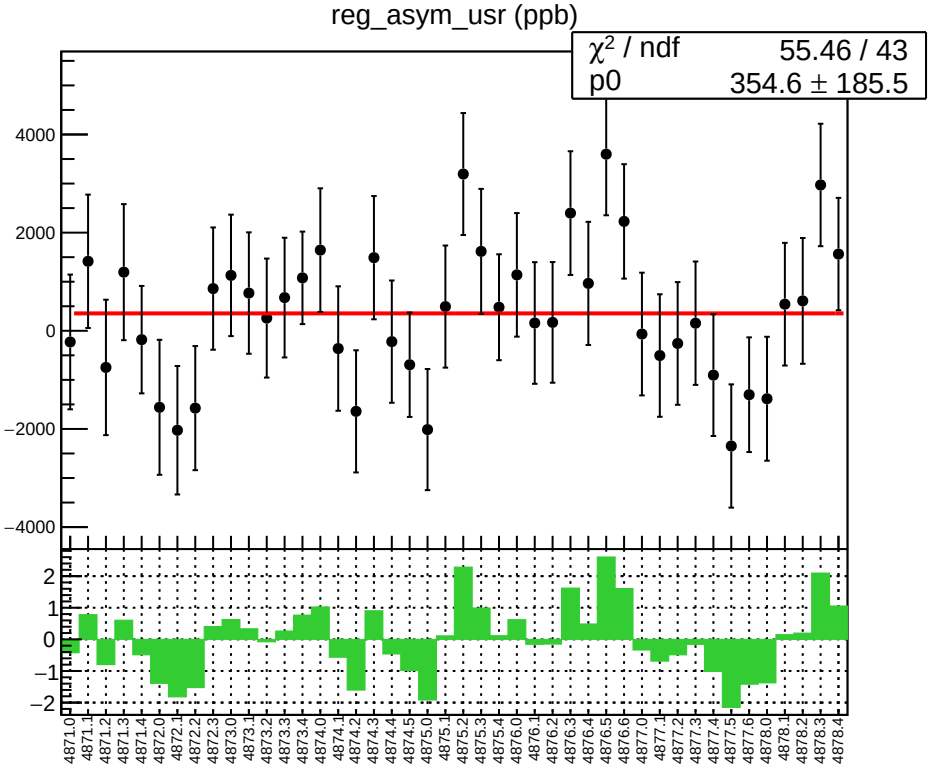
reg_asym_usr (ppb)
χ² / ndf 55.46 / 43
p0 354.6 ± 185.5
4000
2000
0
−2000
−4000
2
1
0
−1
−2
4871.0
4871.1
4871.2
4871.3
4871.4
4872.0
4872.1
4872.2
4872.3
4873.0
4873.1
4873.2
4873.3
4873.4
4874.0
4874.1
4874.2
4874.3
4874.4
4874.5
4875.0
4875.1
4875.2
4875.3
4875.4
4876.0
4876.1
4876.2
4876.3
4876.4
4876.5
4876.6
4877.0
4877.1
4877.2
4877.3
4877.4
4877.5
4877.6
4878.0
4878.1
4878.2
4878.3
4878.4

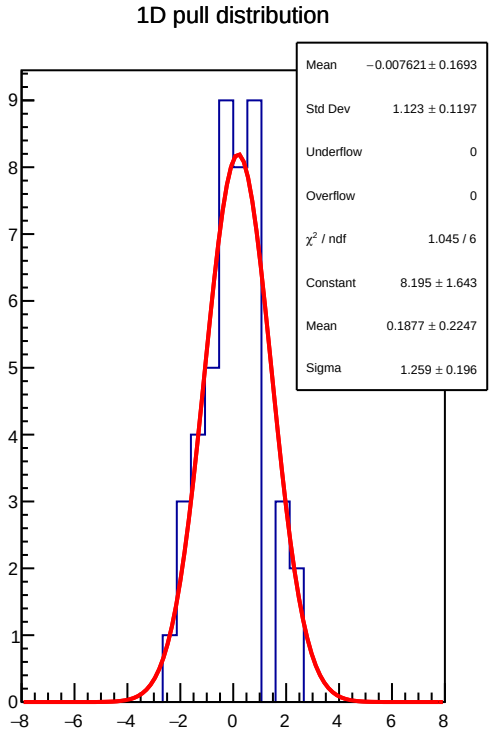
1D pull distribution
Mean −0.007621 ± 0.1693
Std Dev 1.123 ± 0.1197
Underflow 0
Overflow 0
χ² / ndf 1.045 / 6
Constant 8.195 ± 1.643
Mean 0.1877 ± 0.2247
Sigma 1.259 ± 0.196
9
8
7
6
5
4
3
2
1
0
−8
−6
−4
−2
0
2
4
6
8

reg_asym_usr RMS (ppm)

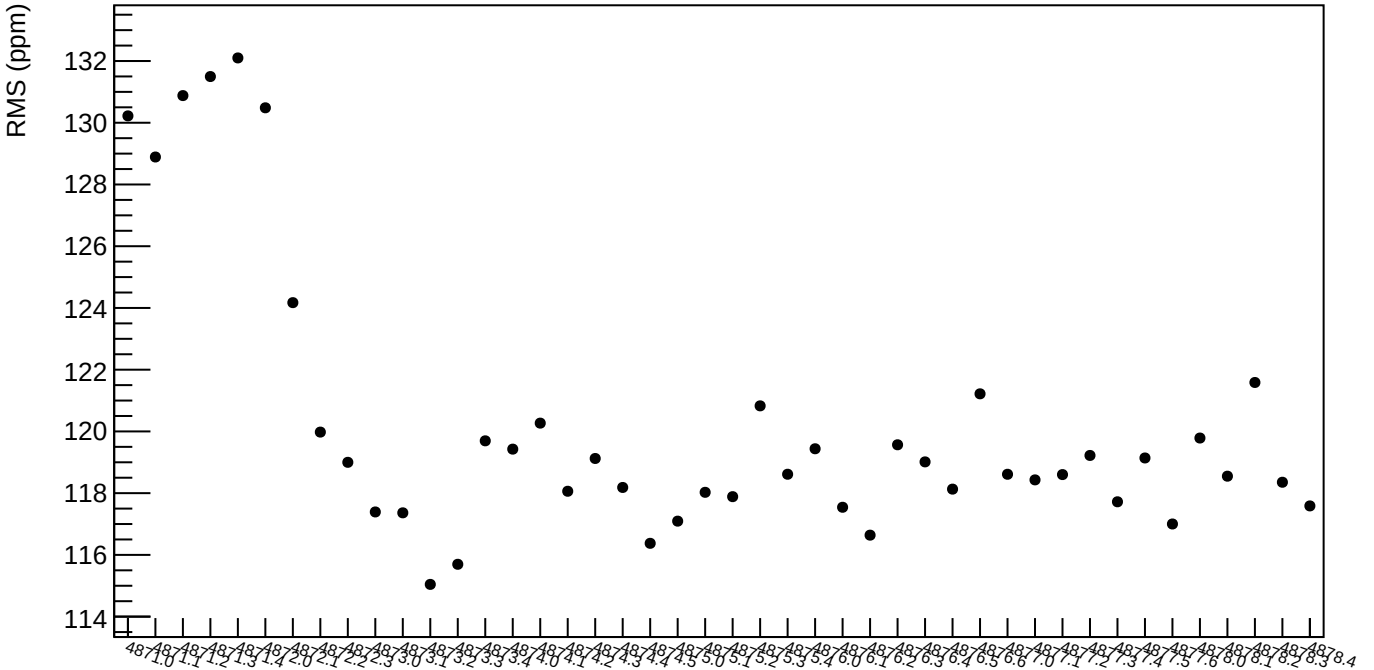

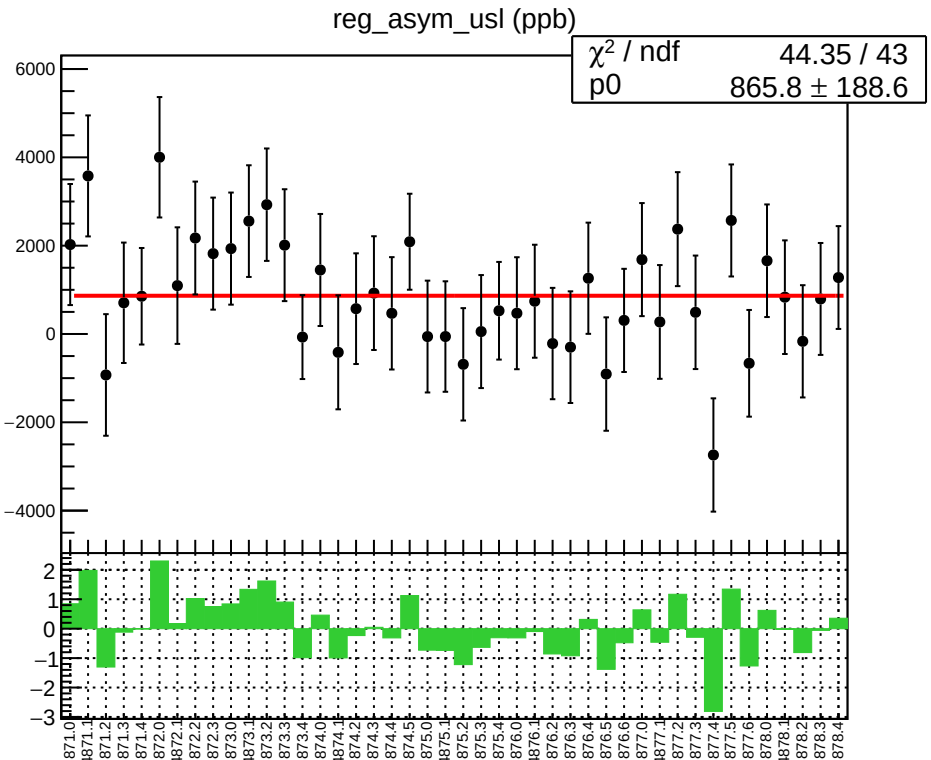
reg_asym_usl (ppb)
χ² / ndf 44.35 / 43
p0 865.8 ± 188.6
6000
4000
2000
0
−2000
−4000
2
1
0
−1
−2
−3
4871.0
4871.1
4871.2
4871.3
4871.4
4872.0
4872.1
4872.2
4872.3
4873.0
4873.1
4873.2
4873.3
4873.4
4874.0
4874.1
4874.2
4874.3
4874.4
4874.5
4875.0
4875.1
4875.2
4875.3
4875.4
4876.0
4876.1
4876.2
4876.3
4876.4
4876.5
4876.6
4877.0
4877.1
4877.2
4877.3
4877.4
4877.5
4877.6
4878.0
4878.1
4878.2
4878.3
4878.4

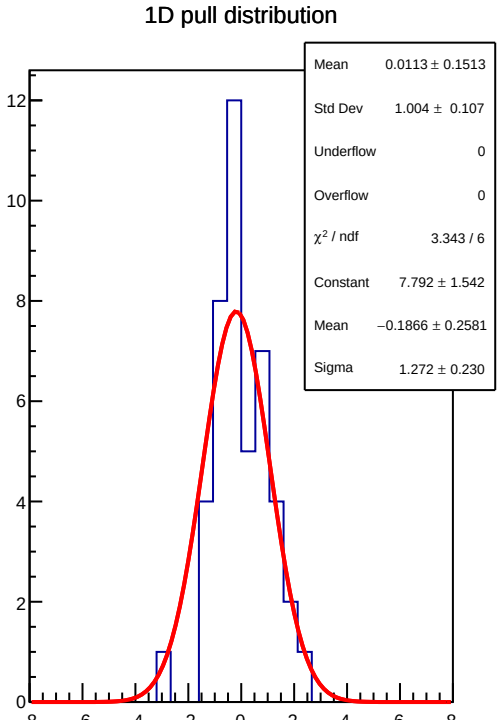
1D pull distribution
Mean 0.0113 ± 0.1513
Std Dev 1.004 ± 0.107
Underflow 0
Overflow 0
χ² / ndf 3.343 / 6
Constant 7.792 ± 1.542
Mean −0.1866 ± 0.2581
Sigma 1.272 ± 0.230
12
10
8
6
4
2
0
−8
−6
−4
−2
0
2
4
6
8

reg_asym_usl RMS (ppm)

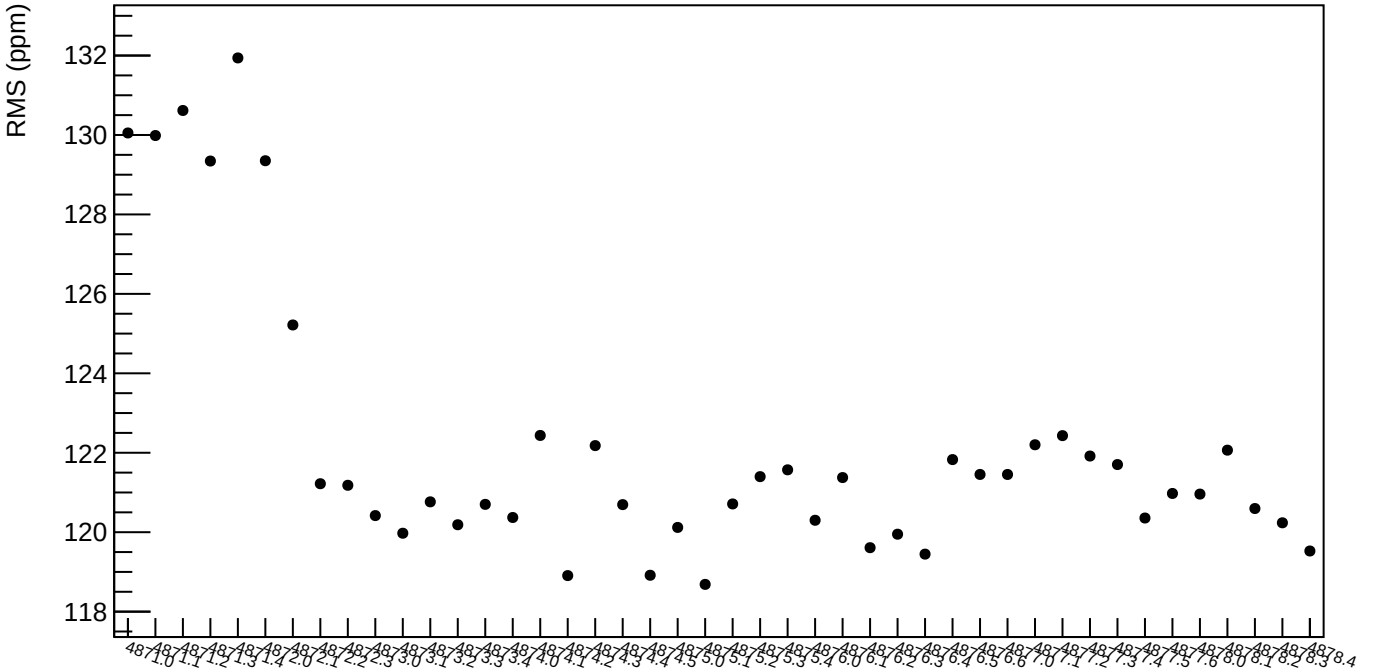

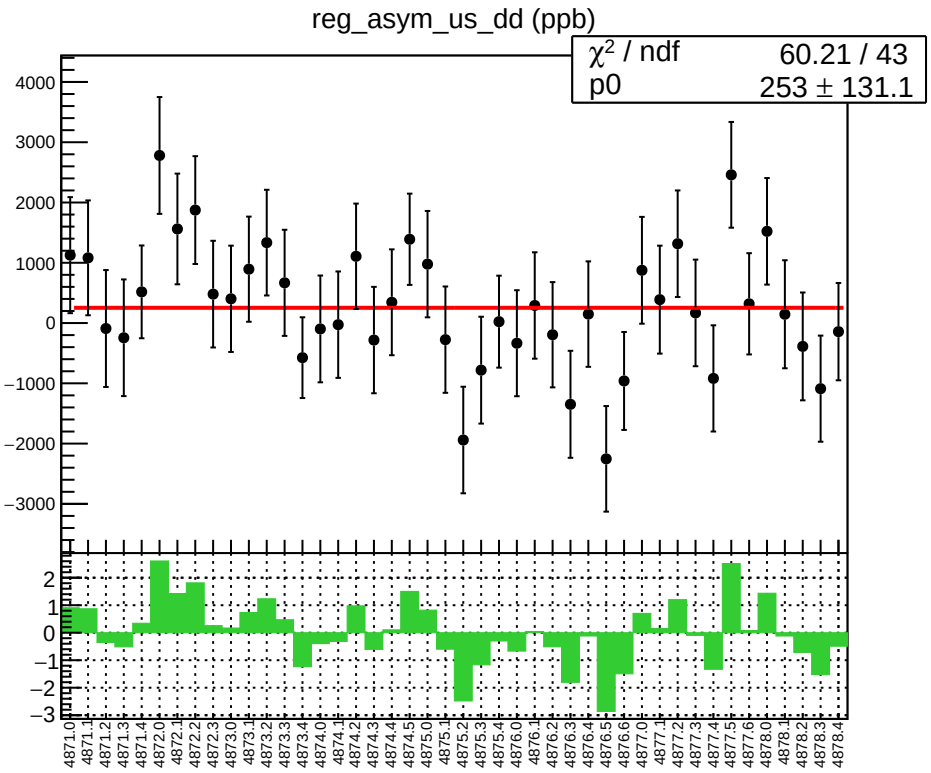
reg_asym_us_dd (ppb)
χ² / ndf 60.21 / 43
p0 253 ± 131.1

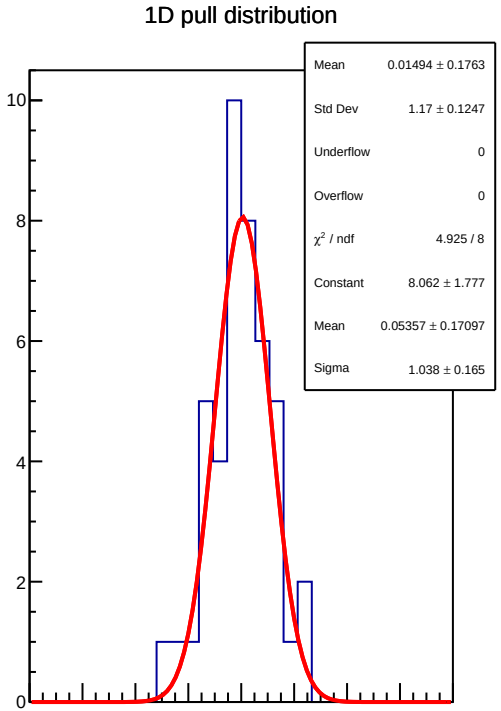
1D pull distribution
Mean 0.01494 ± 0.1763
Std Dev 1.17 ± 0.1247
Underflow 0
Overflow 0
χ² / ndf 4.925 / 8
Constant 8.062 ± 1.777
Mean 0.05357 ± 0.17097
Sigma 1.038 ± 0.165

reg_asym_us_dd RMS (ppm)

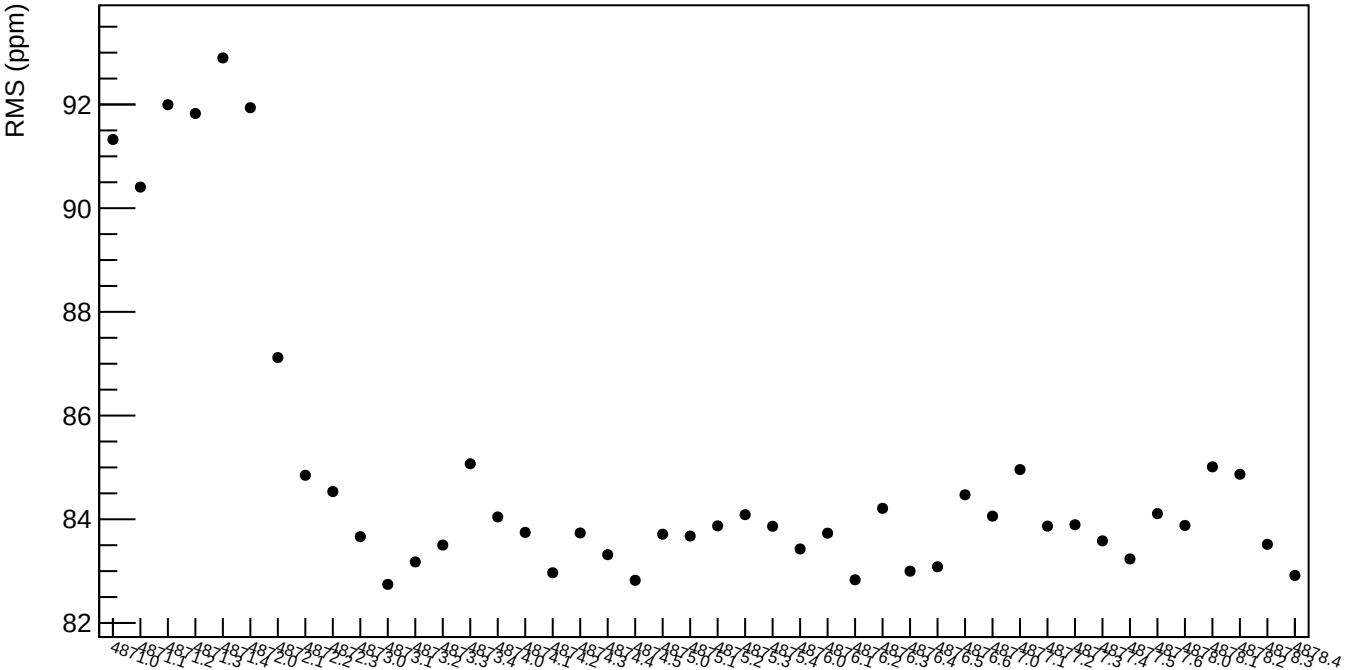

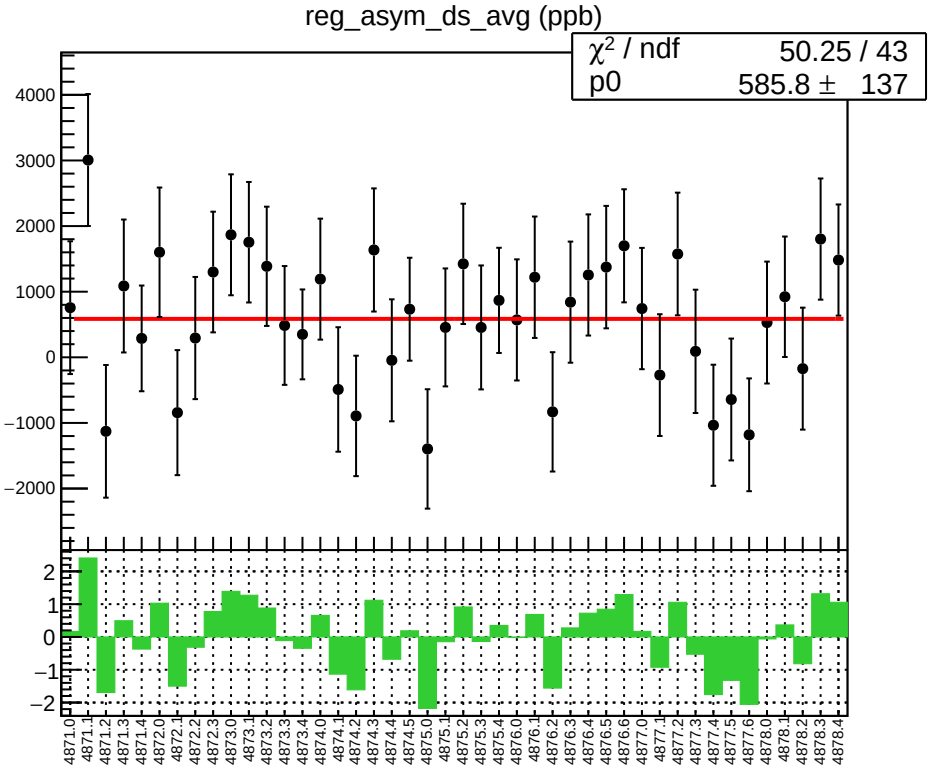
reg_asym_ds_avg (ppb)
χ² / ndf 50.25 / 43
p0 585.8 ± 137
4000
3000
2000
1000
0
−1000
−2000
2
1
0
−1
−2
4871.0
4871.1
4871.2
4871.3
4871.4
4872.0
4872.1
4872.2
4872.3
4873.0
4873.1
4873.2
4873.3
4873.4
4874.0
4874.1
4874.2
4874.3
4874.4
4874.5
4875.0
4875.1
4875.2
4875.3
4875.4
4876.0
4876.1
4876.2
4876.3
4876.4
4876.5
4876.6
4877.0
4877.1
4877.2
4877.3
4877.4
4877.5
4877.6
4878.0
4878.1
4878.2
4878.3
4878.4

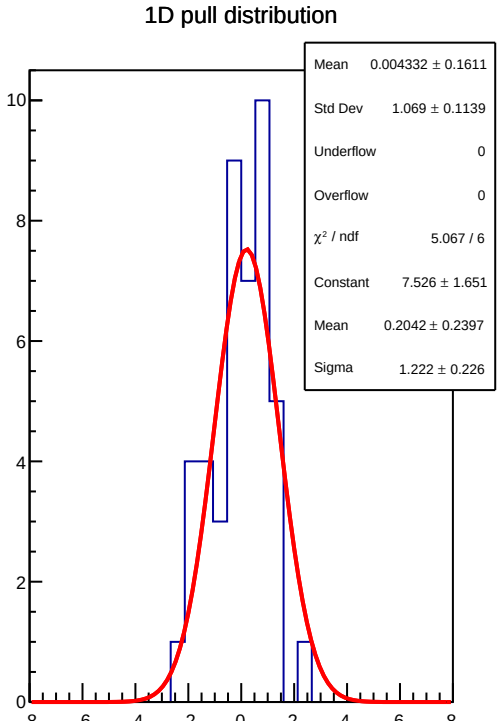
1D pull distribution
Mean 0.004332 ± 0.1611
Std Dev 1.069 ± 0.1139
Underflow 0
Overflow 0
χ² / ndf 5.067 / 6
Constant 7.526 ± 1.651
Mean 0.2042 ± 0.2397
Sigma 1.222 ± 0.226
10
8
6
4
2
0
−8
−6
−4
−2
0
2
4
6
8

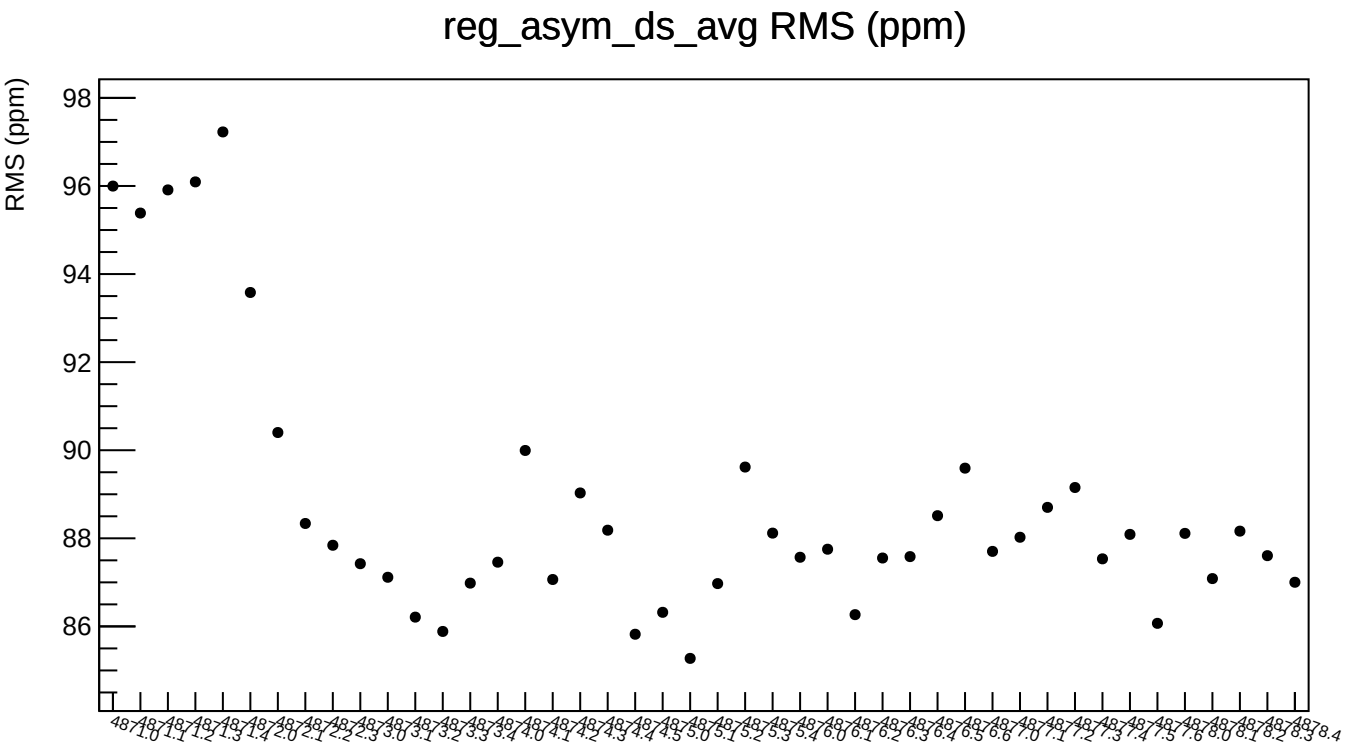
reg_asym_ds_avg RMS (ppm)
RMS (ppm)
98
96
94
92
90
88
86

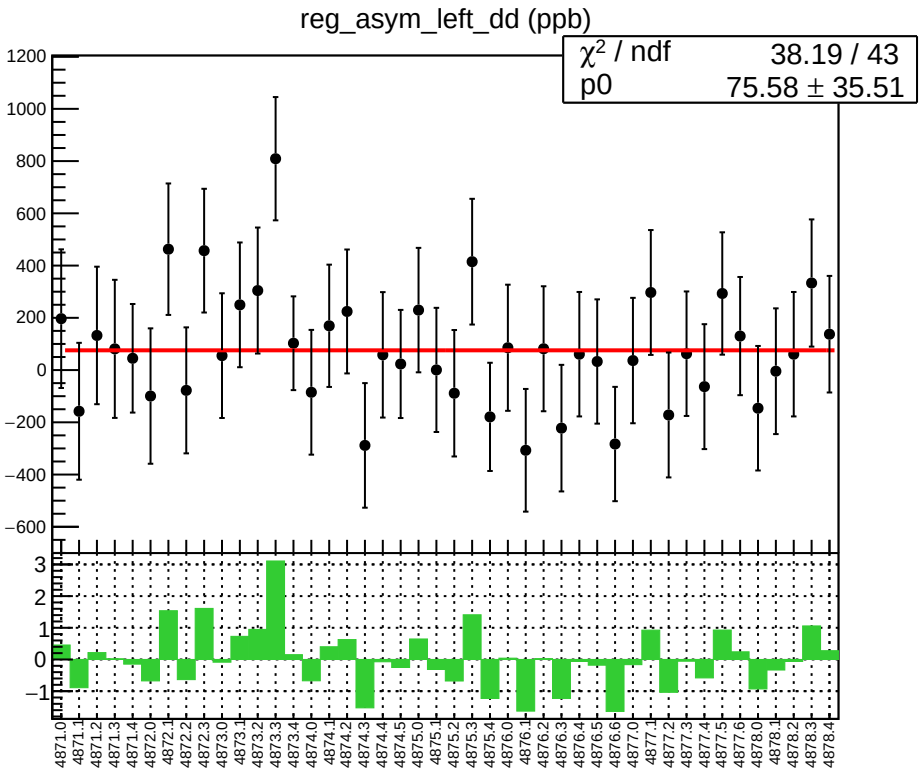
reg_asym_left_dd (ppb)
χ² / ndf 38.19 / 43
p0 75.58 ± 35.51
1200
1000
800
600
400
200
0
−200
−400
−600
3
2
1
0
−1
4871.0
4871.1
4871.2
4871.3
4871.4
4872.0
4872.1
4872.2
4872.3
4873.0
4873.1
4873.2
4873.3
4873.4
4874.0
4874.1
4874.2
4874.3
4874.4
4874.5
4875.0
4875.1
4875.2
4875.3
4875.4
4876.0
4876.1
4876.2
4876.3
4876.4
4876.5
4876.6
4877.0
4877.1
4877.2
4877.3
4877.4
4877.5
4877.6
4878.0
4878.1
4878.2
4878.3
4878.4

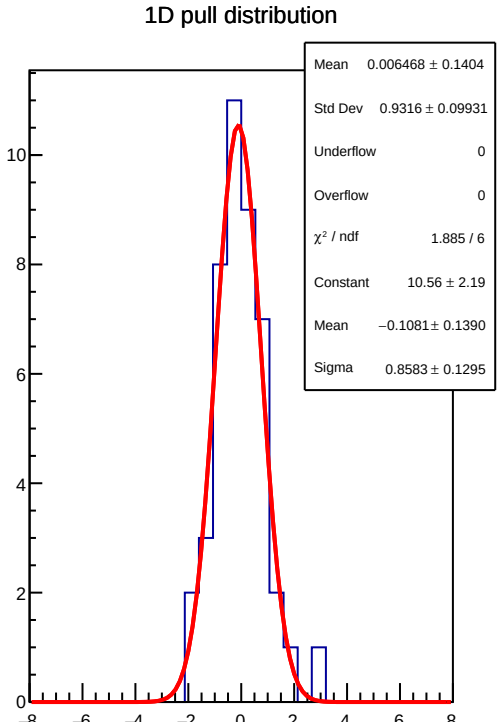
1D pull distribution
Mean 0.006468 ± 0.1404
Std Dev 0.9316 ± 0.09931
Underflow 0
Overflow 0
χ² / ndf 1.885 / 6
Constant 10.56 ± 2.19
Mean −0.1081 ± 0.1390
Sigma 0.8583 ± 0.1295
10
8
6
4
2
0
−8
−6
−4
−2
0
2
4
6
8

reg_asym_left_dd RMS (ppm)

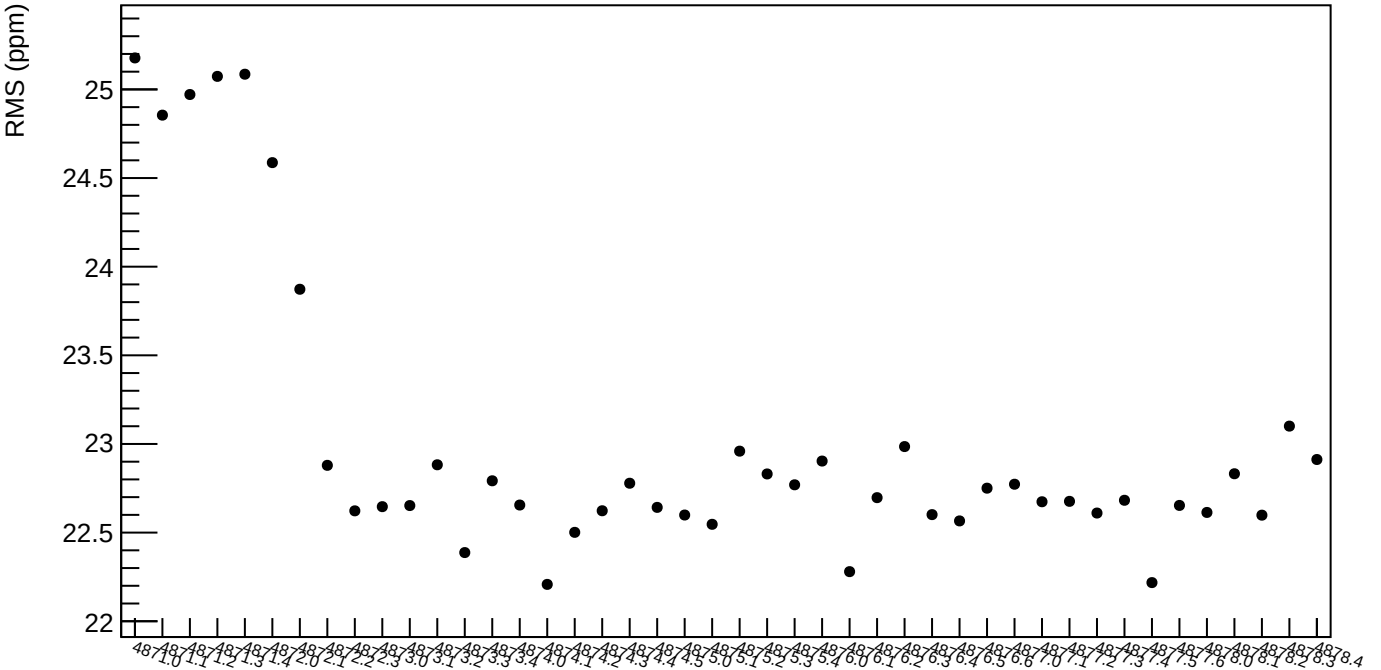

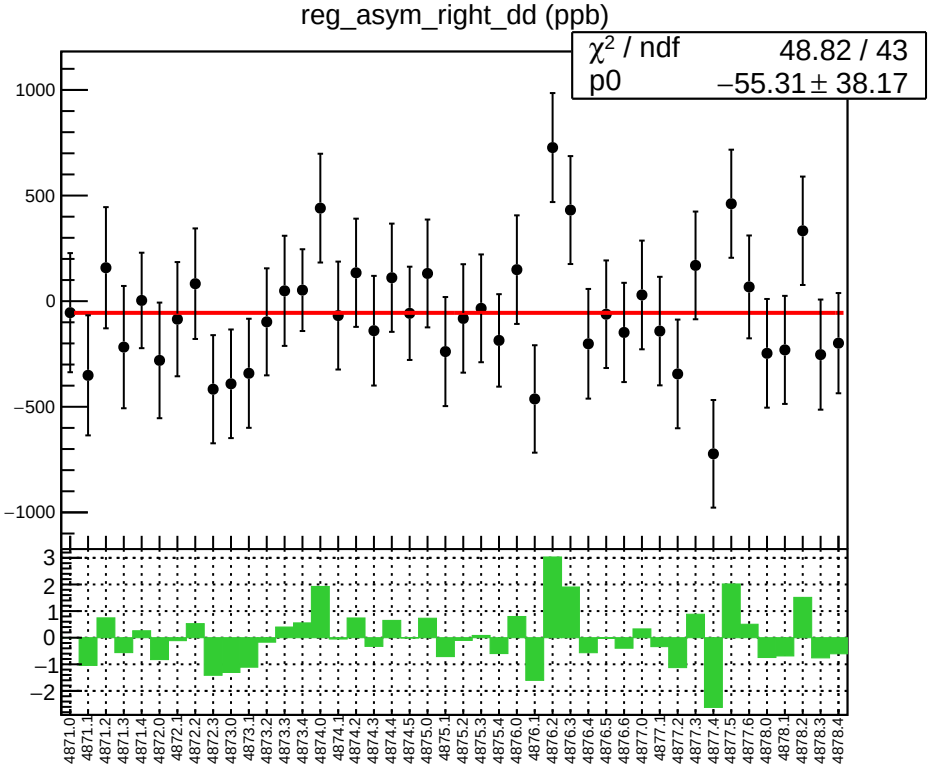
reg_asym_right_dd (ppb)
χ² / ndf 48.82 / 43
p0 −55.31 ± 38.17
1000
500
0
−500
−1000
3
2
1
0
−1
−2
4871.0
4871.1
4871.2
4871.3
4871.4
4872.0
4872.1
4872.2
4872.3
4873.0
4873.1
4873.2
4873.3
4873.4
4874.0
4874.1
4874.2
4874.3
4874.4
4874.5
4875.0
4875.1
4875.2
4875.3
4875.4
4876.0
4876.1
4876.2
4876.3
4876.4
4876.5
4876.6
4877.0
4877.1
4877.2
4877.3
4877.4
4877.5
4877.6
4878.0
4878.1
4878.2
4878.3
4878.4

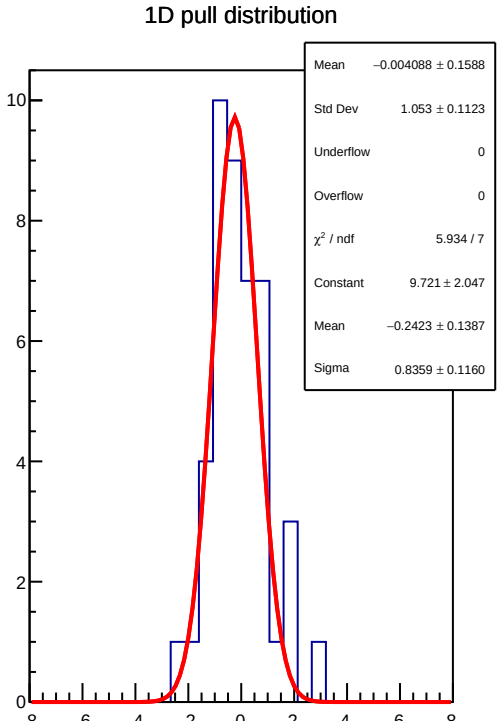
1D pull distribution
Mean −0.004088 ± 0.1588
Std Dev 1.053 ± 0.1123
Underflow 0
Overflow 0
χ² / ndf 5.934 / 7
Constant 9.721 ± 2.047
Mean −0.2423 ± 0.1387
Sigma 0.8359 ± 0.1160
10
8
6
4
2
0
−8
−6
−4
−2
0
2
4
6
8
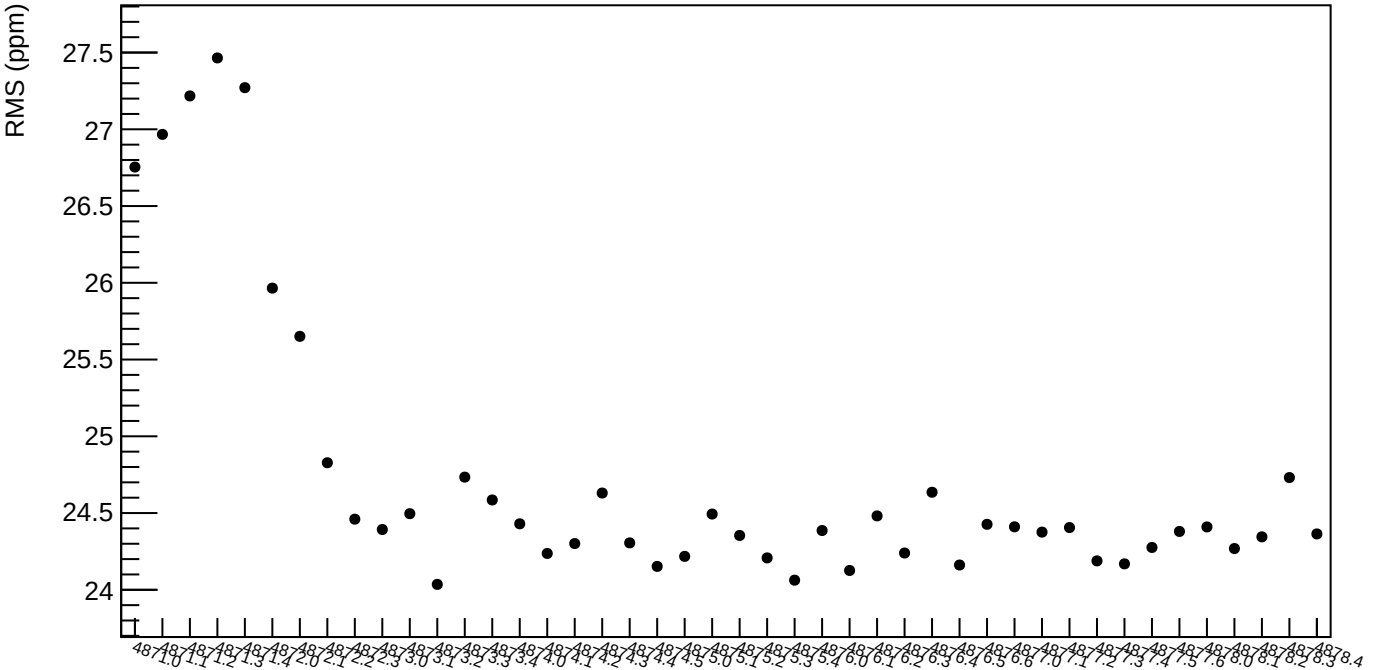
reg_asym_right_dd RMS (ppm)