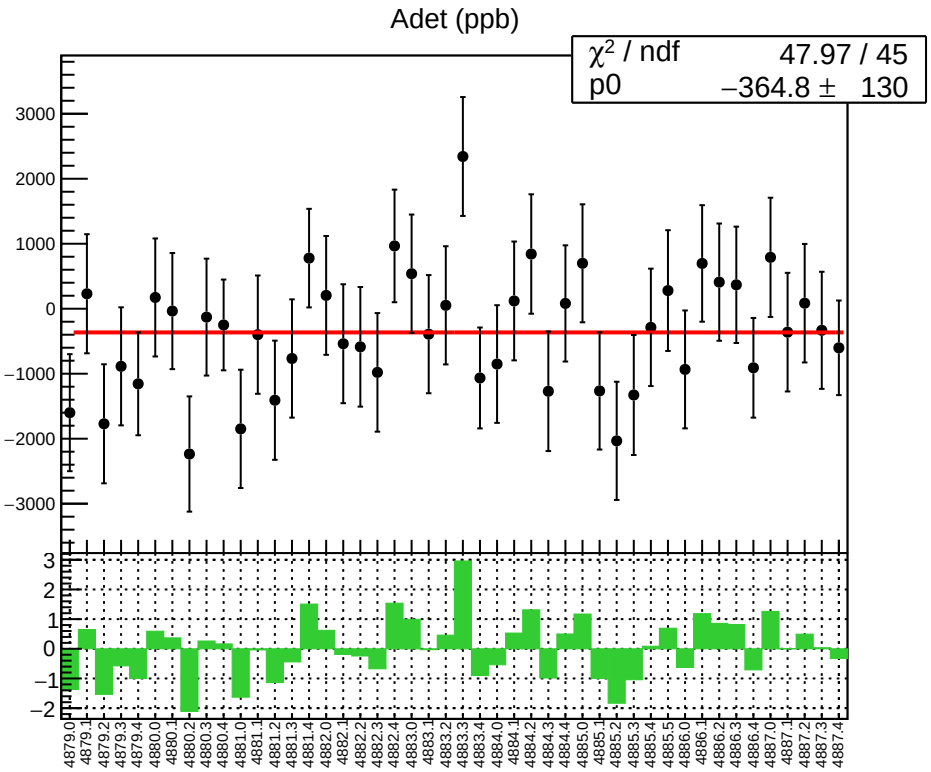
Adet (ppb)
χ² / ndf 47.97 / 45
p0 −364.8 ± 130
3000
2000
1000
0
−1000
−2000
−3000
3
2
1
0
−1
−2
4879.0
4879.1
4879.2
4879.3
4879.4
4880.0
4880.1
4880.2
4880.3
4880.4
4881.0
4881.1
4881.2
4881.3
4881.4
4882.0
4882.1
4882.2
4882.3
4882.4
4883.0
4883.1
4883.2
4883.3
4883.4
4884.0
4884.1
4884.2
4884.3
4884.4
4885.0
4885.1
4885.2
4885.3
4885.4
4885.5
4886.0
4886.1
4886.2
4886.3
4886.4
4887.0
4887.1
4887.2
4887.3
4887.4

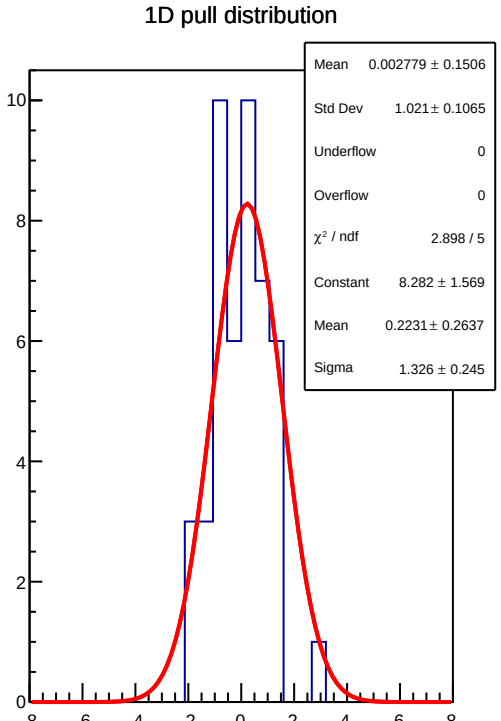
1D pull distribution
Mean 0.002779 ± 0.1506
Std Dev 1.021± 0.1065
Underflow 0
Overflow 0
χ² / ndf 2.898 / 5
Constant 8.282 ± 1.569
Mean 0.2231± 0.2637
Sigma 1.326 ± 0.245
10
8
6
4
2
0
−8
−6
−4
−2
0
2
4
6
8

Adet RMS (ppm)

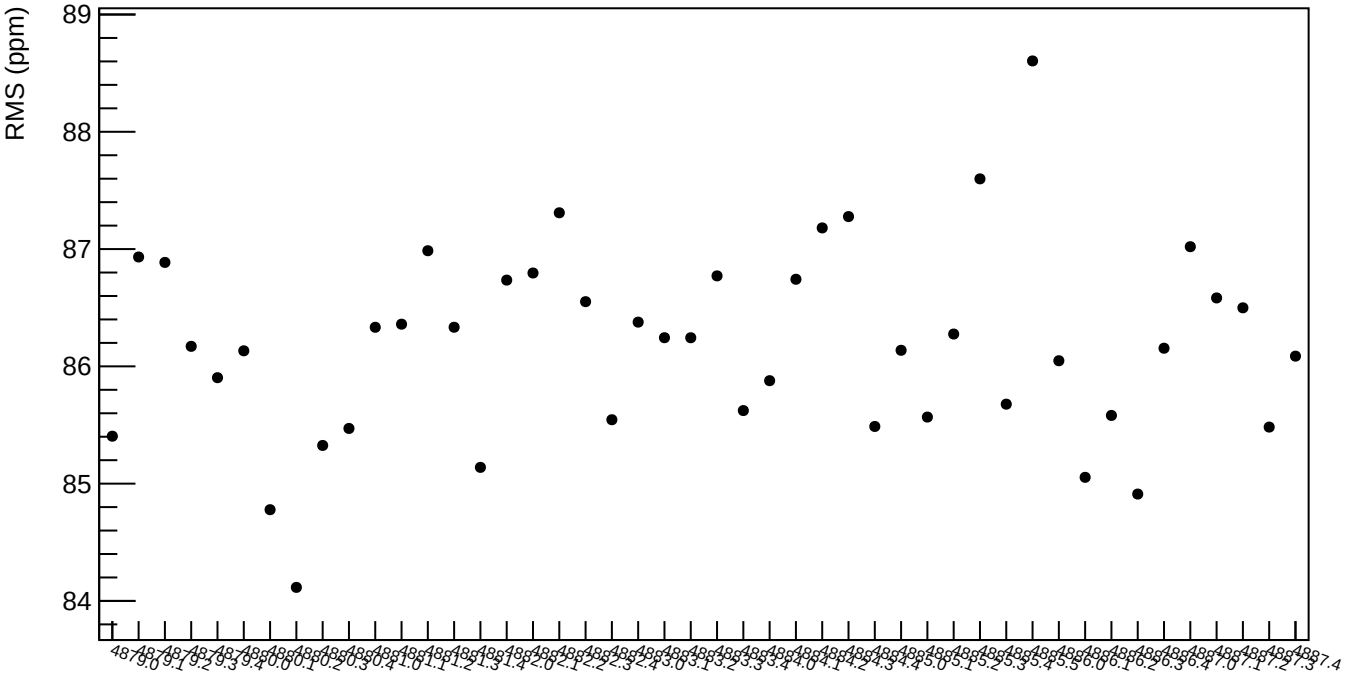

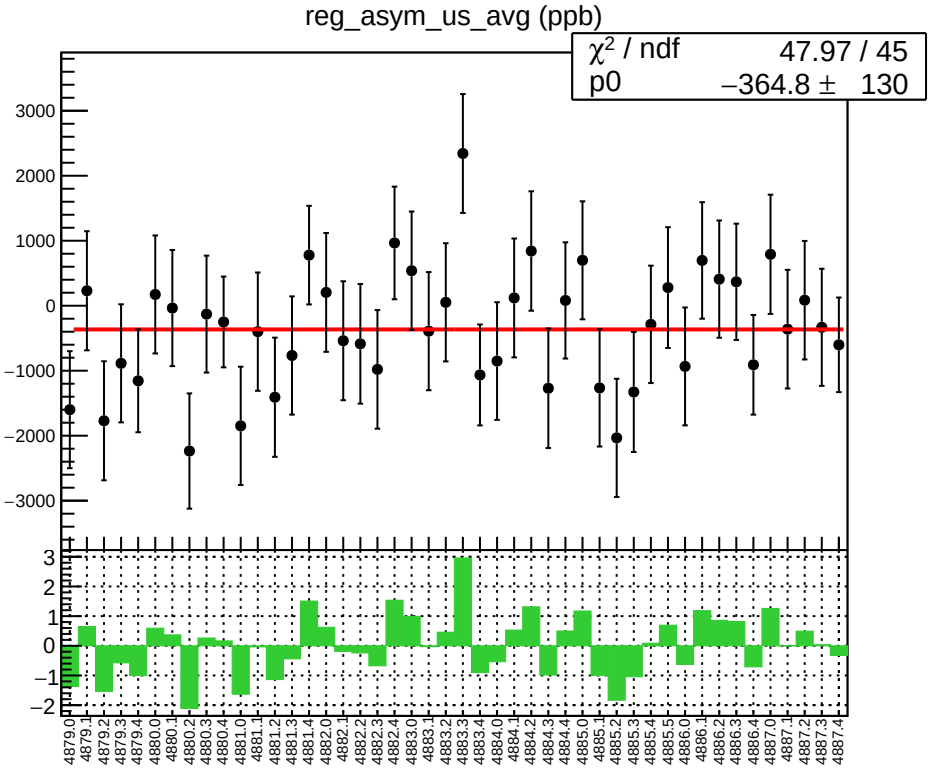
reg_asym_us_avg (ppb)
χ² / ndf 47.97 / 45
p0 −364.8 ± 130
3000
2000
1000
0
−1000
−2000
−3000
3
2
1
0
−1
−2
4879.0
4879.1
4879.2
4879.3
4879.4
4880.0
4880.1
4880.2
4880.3
4880.4
4881.0
4881.1
4881.2
4881.3
4881.4
4882.0
4882.1
4882.2
4882.3
4882.4
4883.0
4883.1
4883.2
4883.3
4883.4
4884.0
4884.1
4884.2
4884.3
4884.4
4885.0
4885.1
4885.2
4885.3
4885.4
4885.5
4886.0
4886.1
4886.2
4886.3
4886.4
4887.0
4887.1
4887.2
4887.3
4887.4

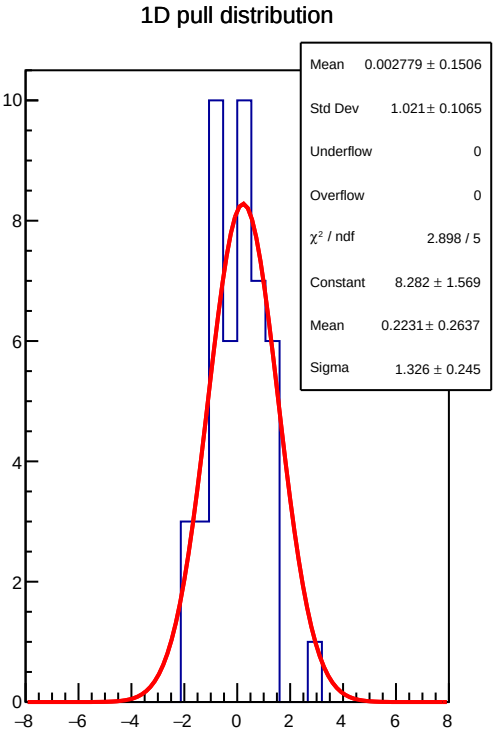
1D pull distribution
Mean 0.002779 ± 0.1506
Std Dev 1.021± 0.1065
Underflow 0
Overflow 0
χ² / ndf 2.898 / 5
Constant 8.282 ± 1.569
Mean 0.2231± 0.2637
Sigma 1.326 ± 0.245
10
8
6
4
2
0
−8
−6
−4
−2
0
2
4
6
8

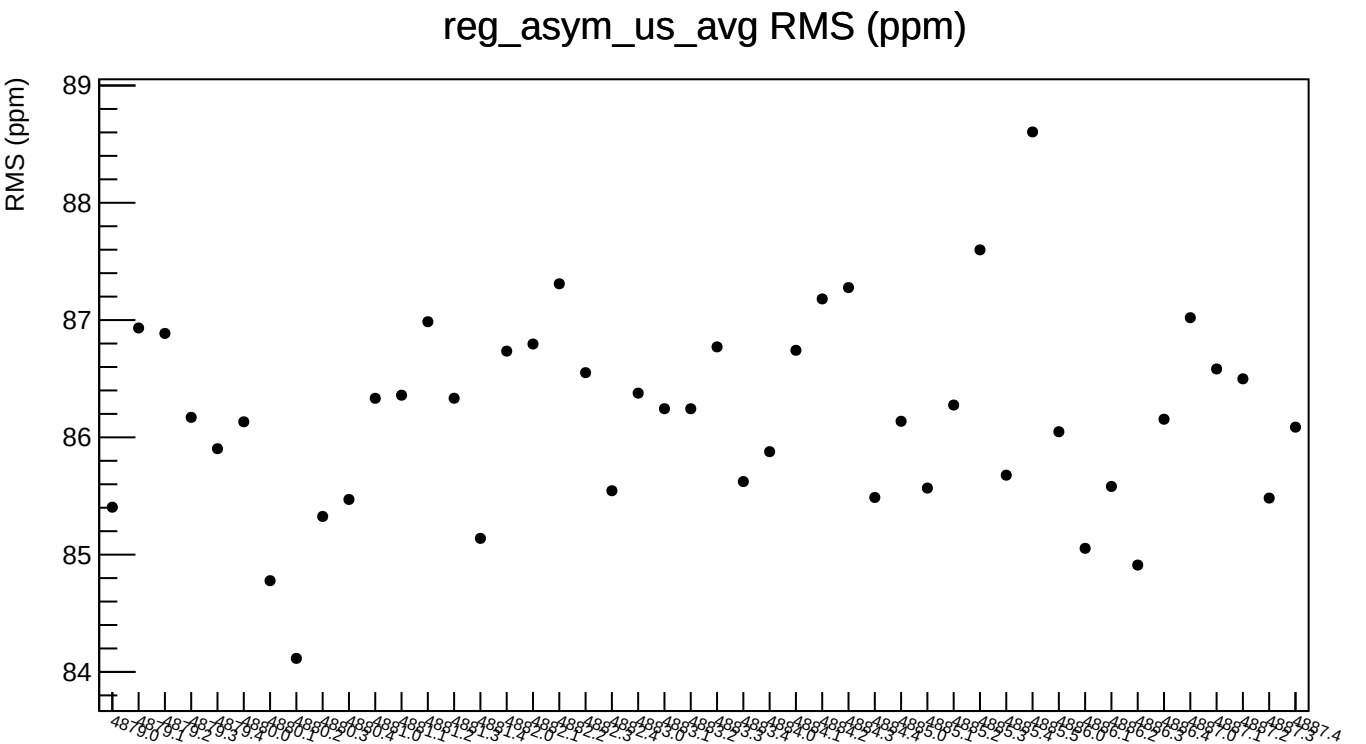
reg_asym_us_avg RMS (ppm)
RMS (ppm)
89
88
87
86
85
84

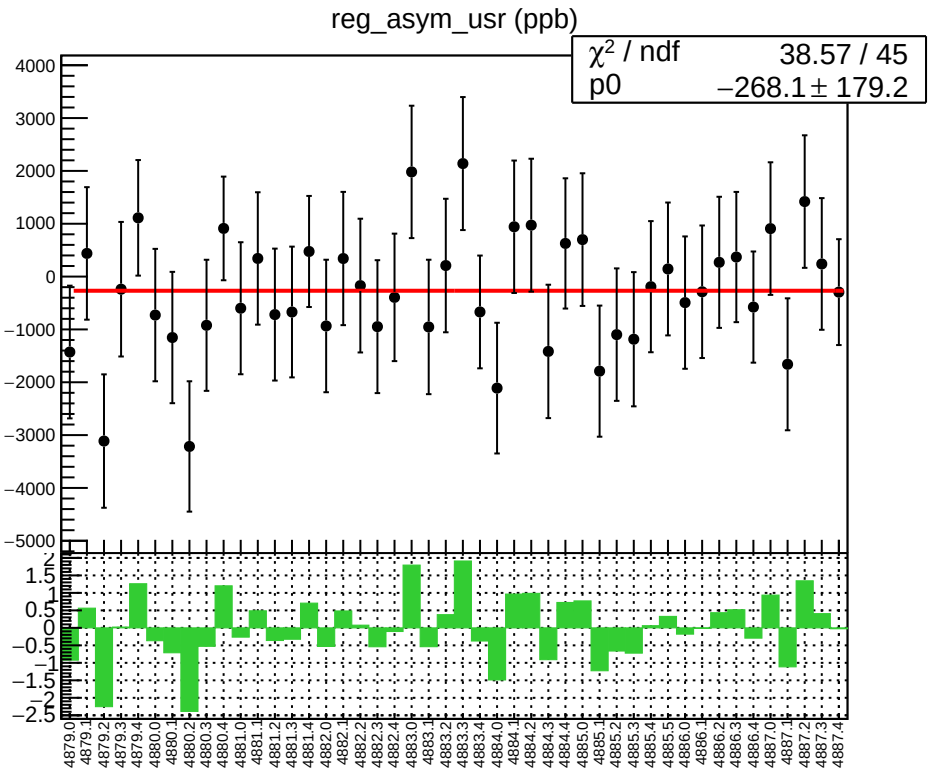
reg_asym_usr (ppb)
χ² / ndf 38.57 / 45
p0 −268.1 ± 179.2

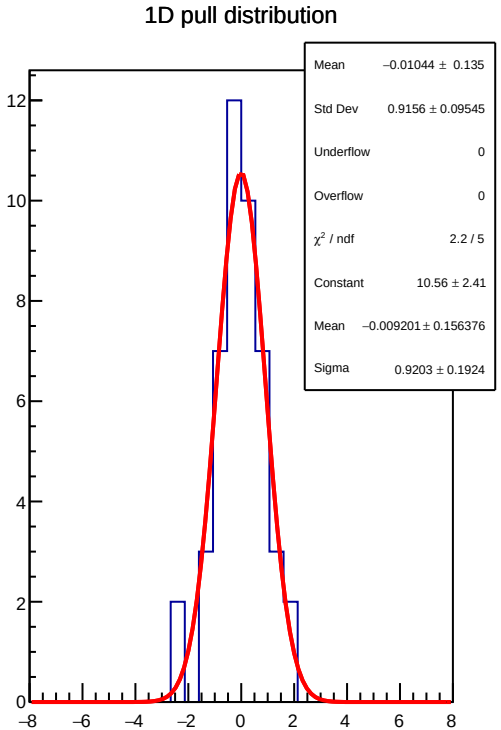
1D pull distribution
Mean −0.01044 ± 0.135
Std Dev 0.9156 ± 0.09545
Underflow 0
Overflow 0
χ² / ndf 2.2 / 5
Constant 10.56 ± 2.41
Mean −0.009201 ± 0.156376
Sigma 0.9203 ± 0.1924

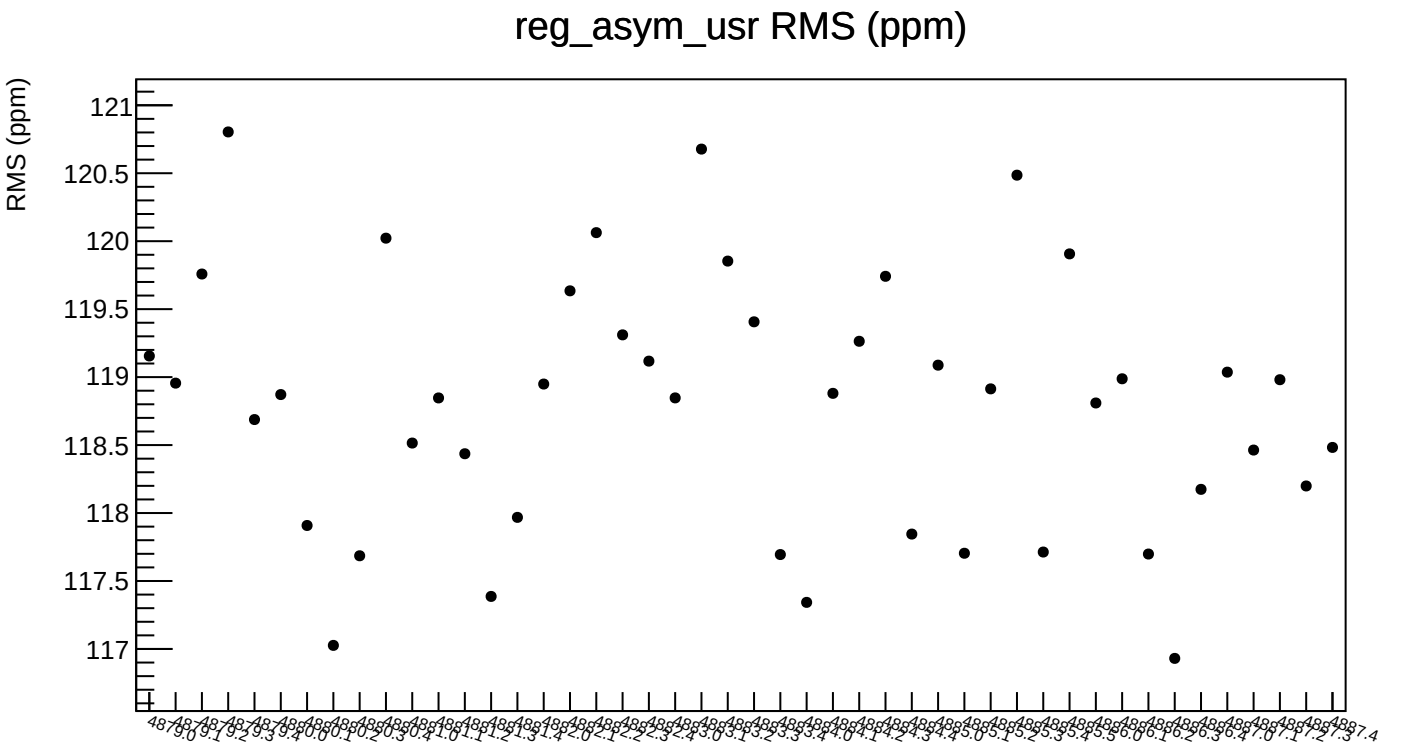
reg_asym_usr RMS (ppm)
RMS (ppm)
121
120.5
120
119.5
119
118.5
118
117.5
117

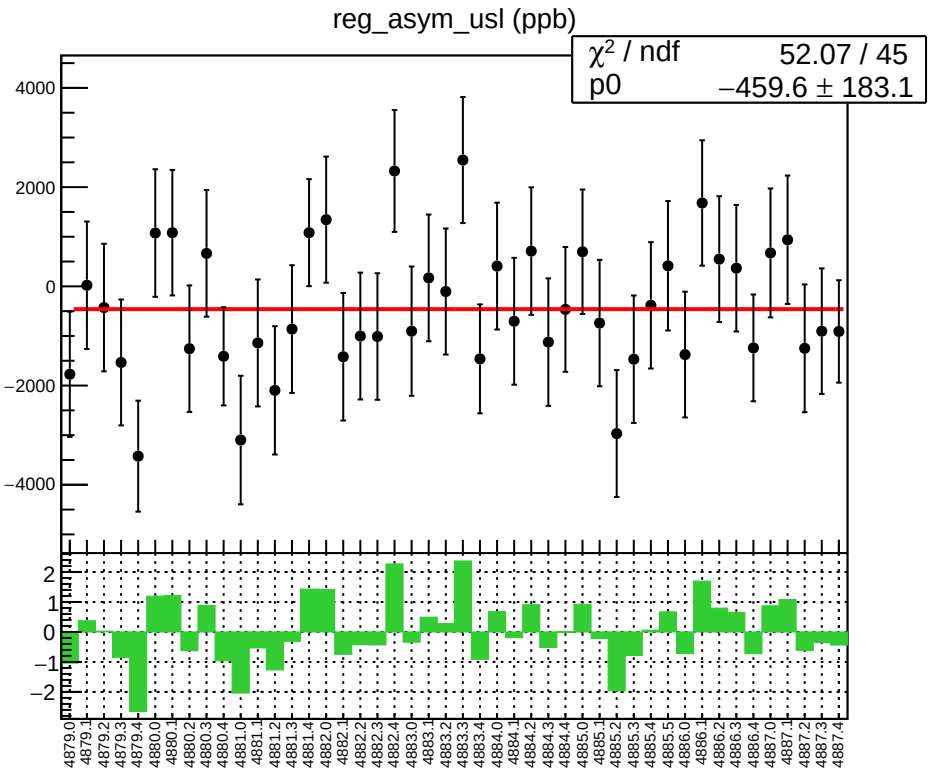
reg_asym_usl (ppb)
χ² / ndf 52.07 / 45
p0 −459.6 ± 183.1
4000
2000
0
−2000
−4000
2
1
0
−1
−2
4879.0
4879.1
4879.2
4879.3
4879.4
4880.0
4880.1
4880.2
4880.3
4880.4
4881.0
4881.1
4881.2
4881.3
4881.4
4882.0
4882.1
4882.2
4882.3
4882.4
4883.0
4883.1
4883.2
4883.3
4883.4
4884.0
4884.1
4884.2
4884.3
4884.4
4885.0
4885.1
4885.2
4885.3
4885.4
4885.5
4886.0
4886.1
4886.2
4886.3
4886.4
4887.0
4887.1
4887.2
4887.3
4887.4

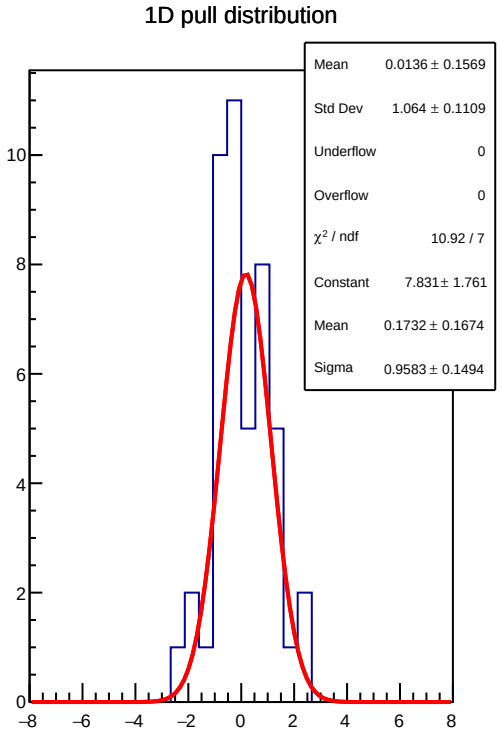
1D pull distribution
Mean 0.0136 ± 0.1569
Std Dev 1.064 ± 0.1109
Underflow 0
Overflow 0
χ² / ndf 10.92 / 7
Constant 7.831 ± 1.761
Mean 0.1732 ± 0.1674
Sigma 0.9583 ± 0.1494
10
8
6
4
2
0
−8
−6
−4
−2
0
2
4
6
8

reg_asym_usl RMS (ppm)

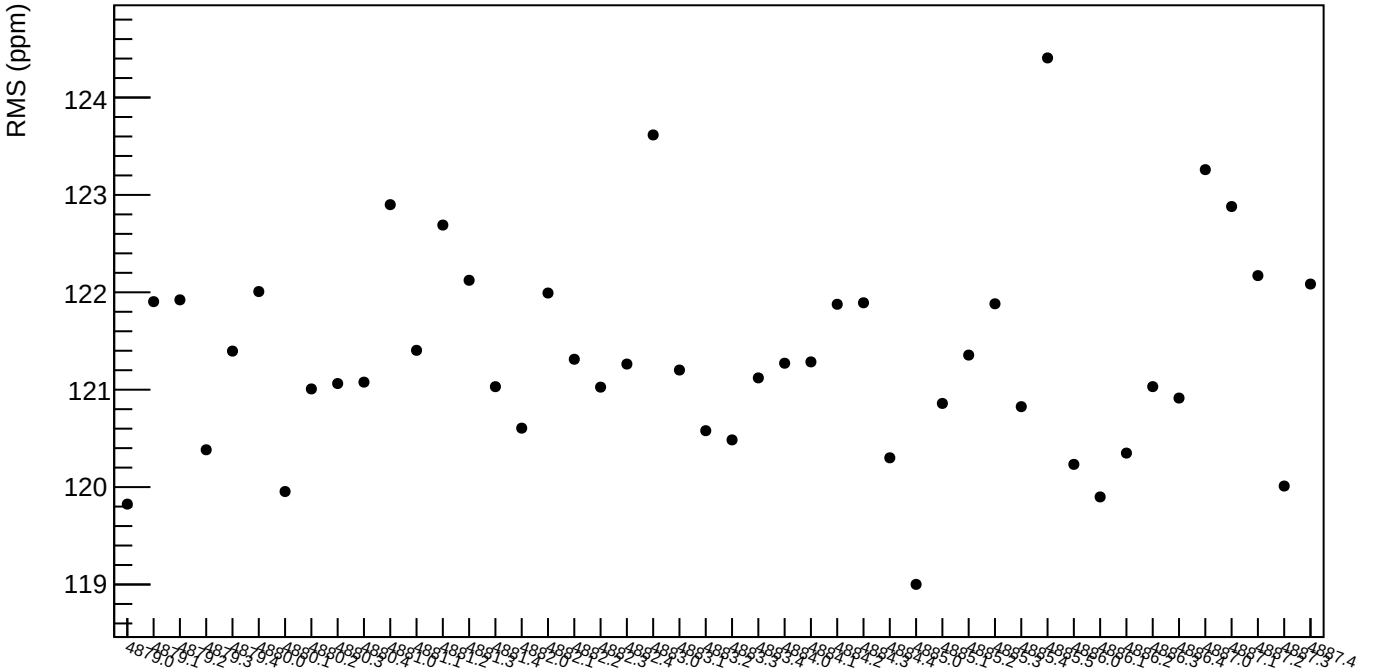

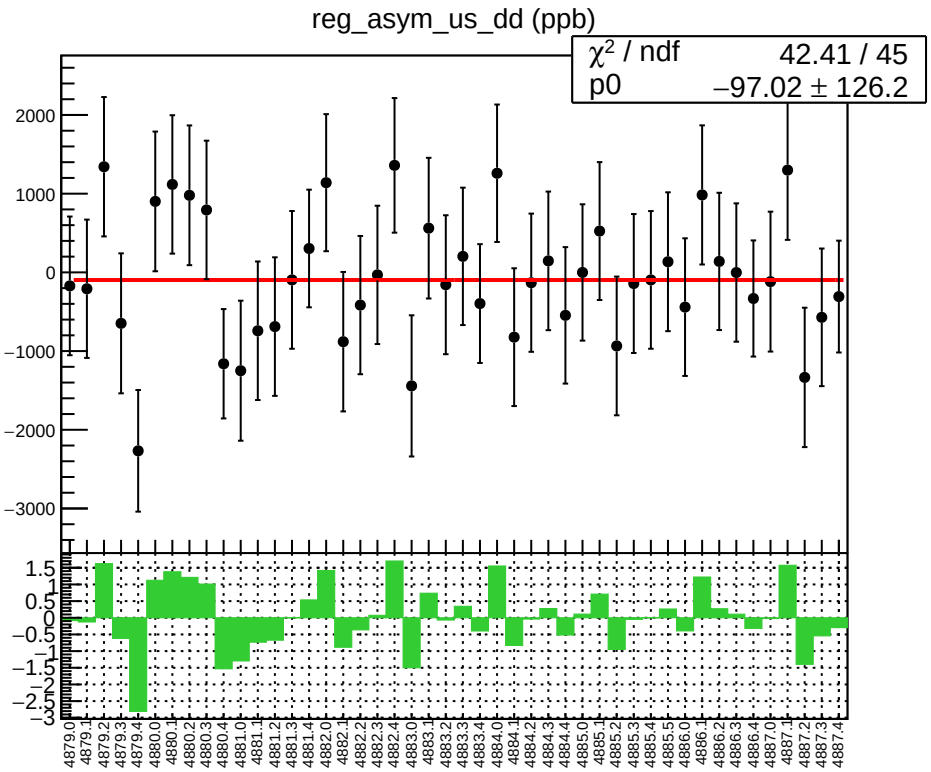
reg_asym_us_dd (ppb)
χ² / ndf 42.41 / 45
p0 −97.02 ± 126.2

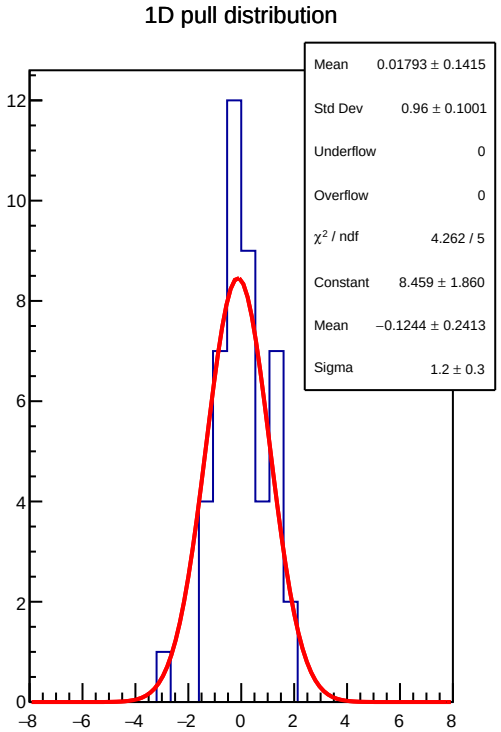
1D pull distribution
Mean 0.01793 ± 0.1415
Std Dev 0.96 ± 0.1001
Underflow 0
Overflow 0
χ² / ndf 4.262 / 5
Constant 8.459 ± 1.860
Mean −0.1244 ± 0.2413
Sigma 1.2 ± 0.3

reg_asym_us_dd RMS (ppm)

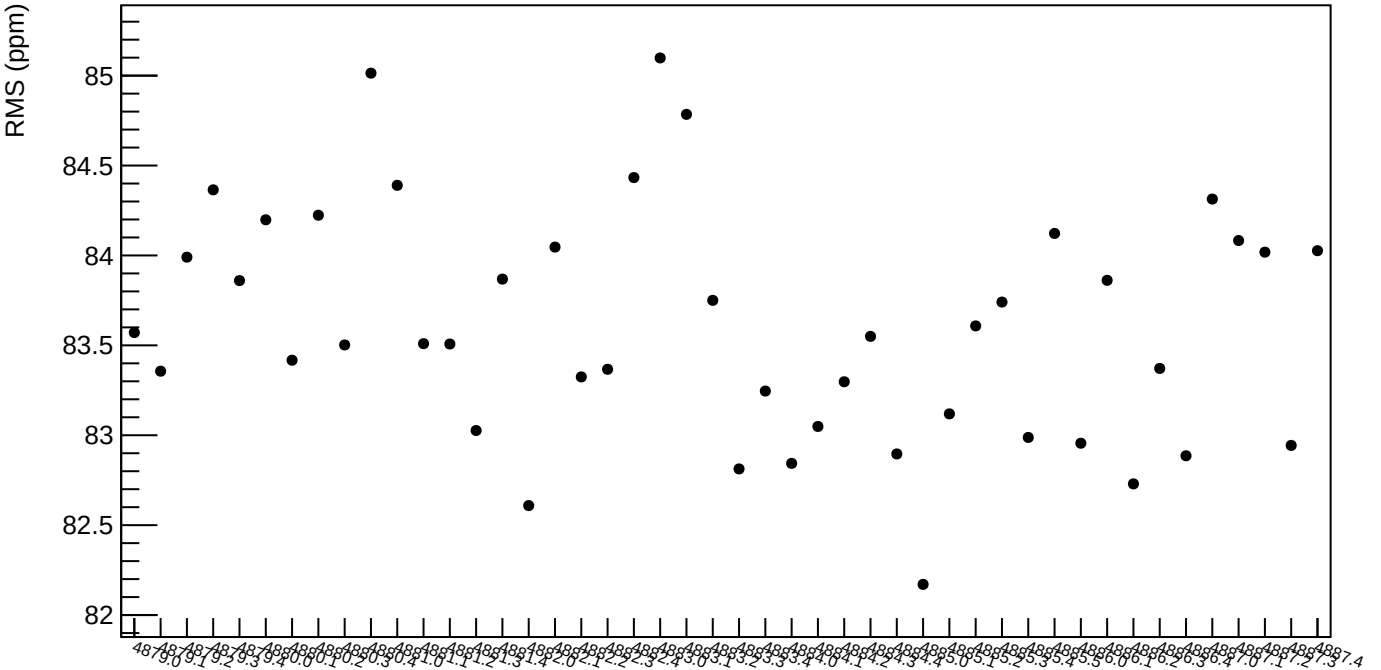

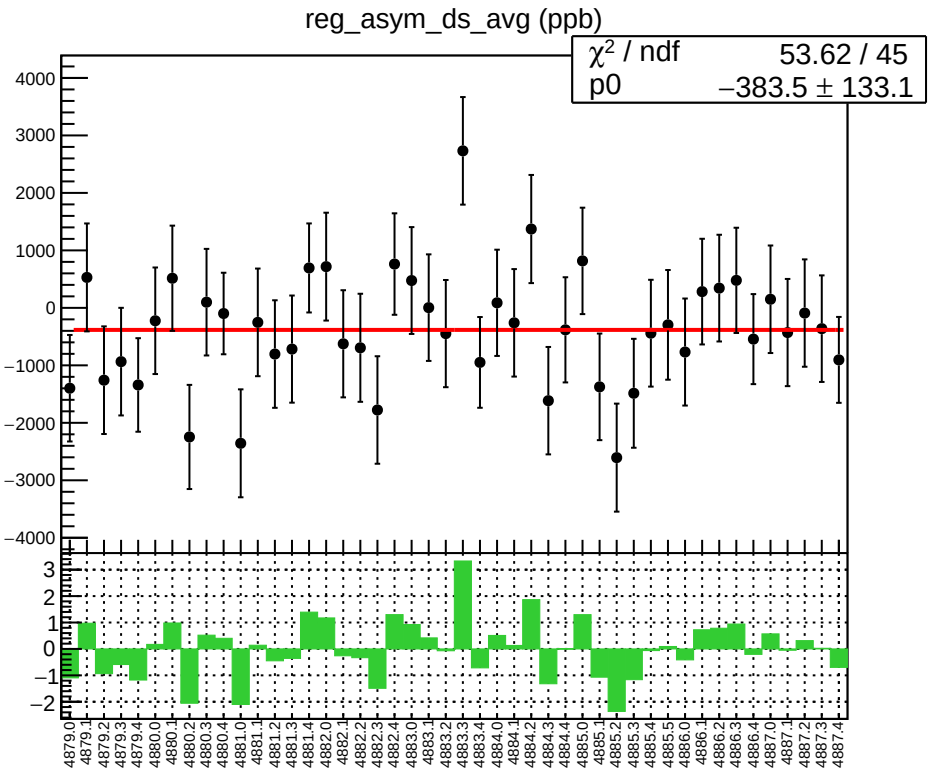
reg_asym_ds_avg (ppb)
χ² / ndf 53.62 / 45
p0 −383.5 ± 133.1

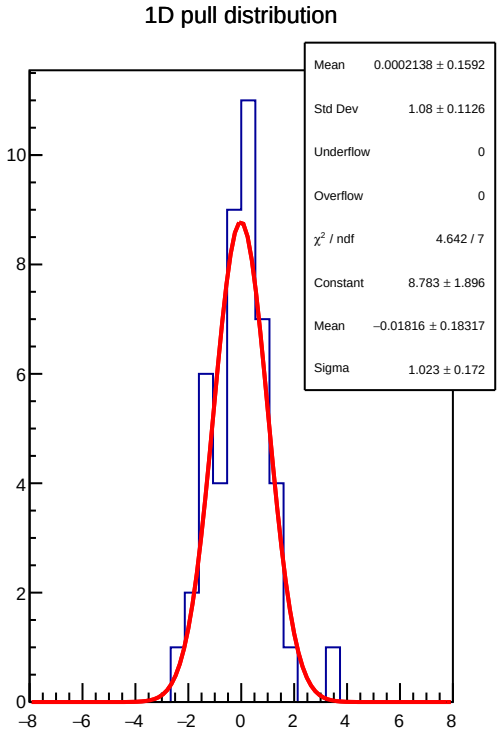
1D pull distribution
Mean 0.0002138 ± 0.1592
Std Dev 1.08 ± 0.1126
Underflow 0
Overflow 0
χ² / ndf 4.642 / 7
Constant 8.783 ± 1.896
Mean −0.01816 ± 0.18317
Sigma 1.023 ± 0.172

reg_asym_ds_avg RMS (ppm)

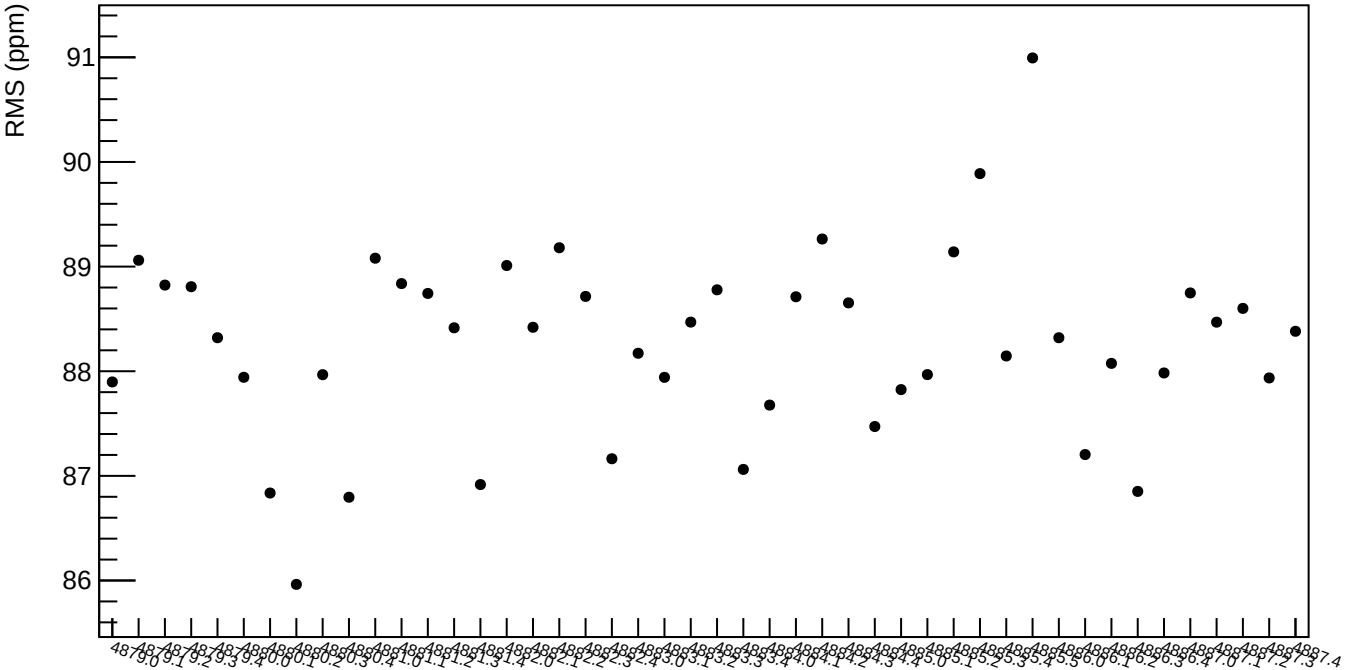

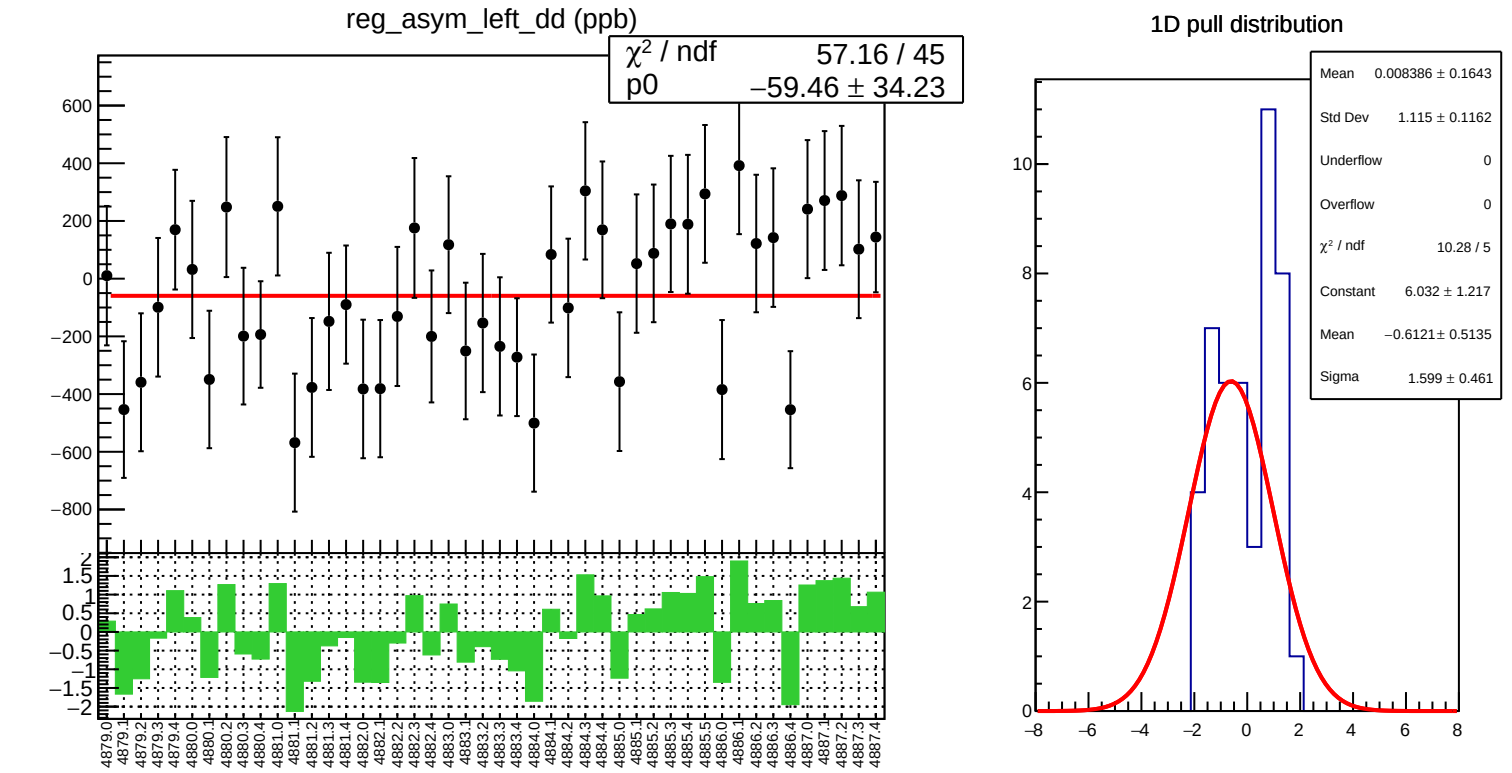
reg_asym_left_dd (ppb)
χ² / ndf 57.16 / 45
p0 −59.46 ± 34.23
1D pull distribution
Mean 0.008386 ± 0.1643
Std Dev 1.115 ± 0.1162
Underflow 0
Overflow 0
χ² / ndf 10.28 / 5
Constant 6.032 ± 1.217
Mean −0.6121± 0.5135
Sigma 1.599 ± 0.461

reg_asym_left_dd RMS (ppm)

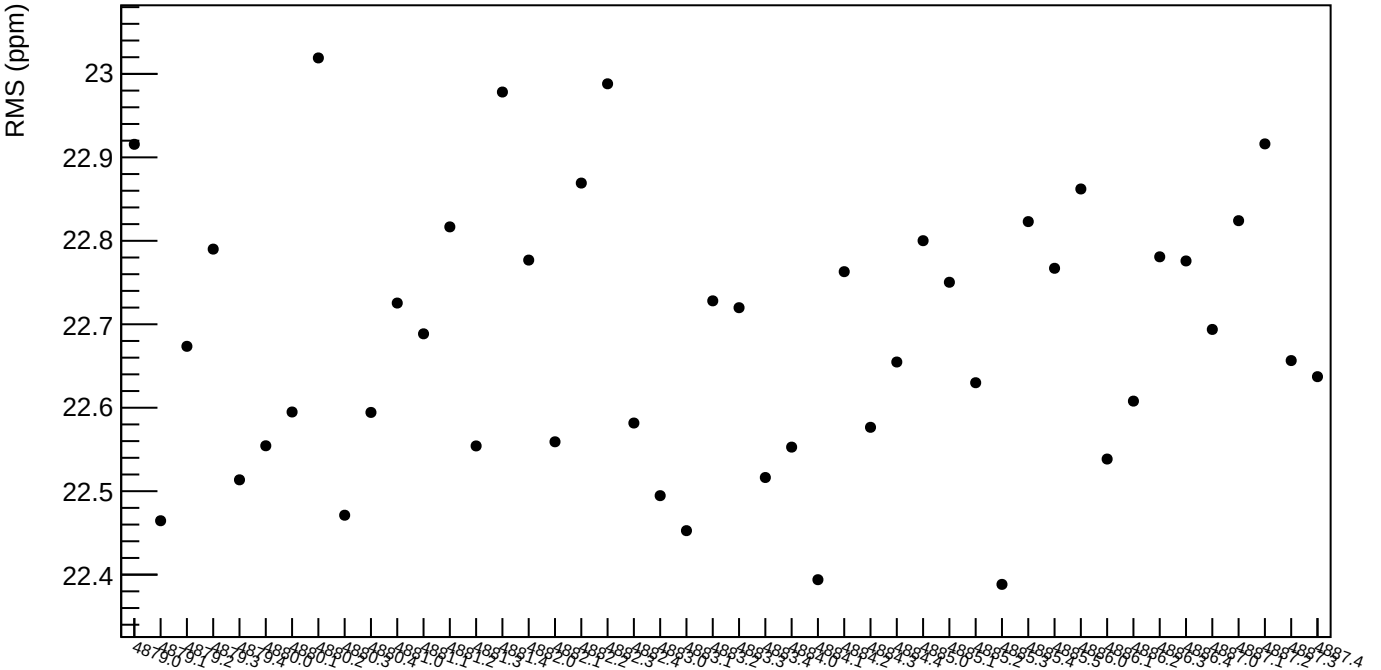

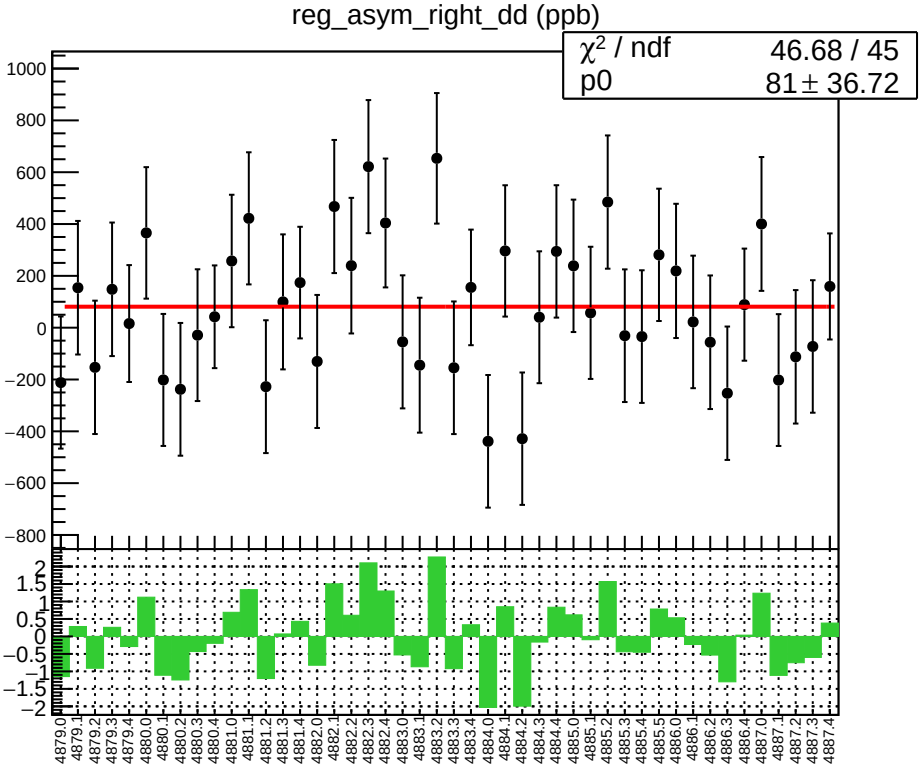
reg_asym_right_dd (ppb)
χ² / ndf 46.68 / 45
p0 81 ± 36.72

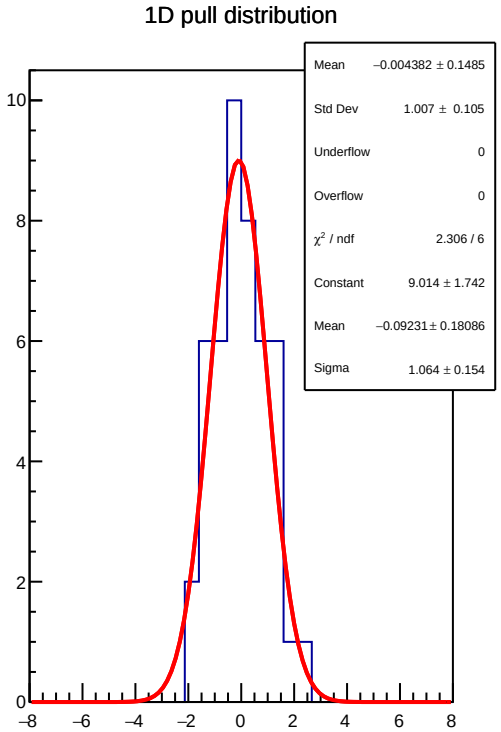
1D pull distribution
Mean −0.004382 ± 0.1485
Std Dev 1.007 ± 0.105
Underflow 0
Overflow 0
χ² / ndf 2.306 / 6
Constant 9.014 ± 1.742
Mean −0.09231 ± 0.18086
Sigma 1.064 ± 0.154
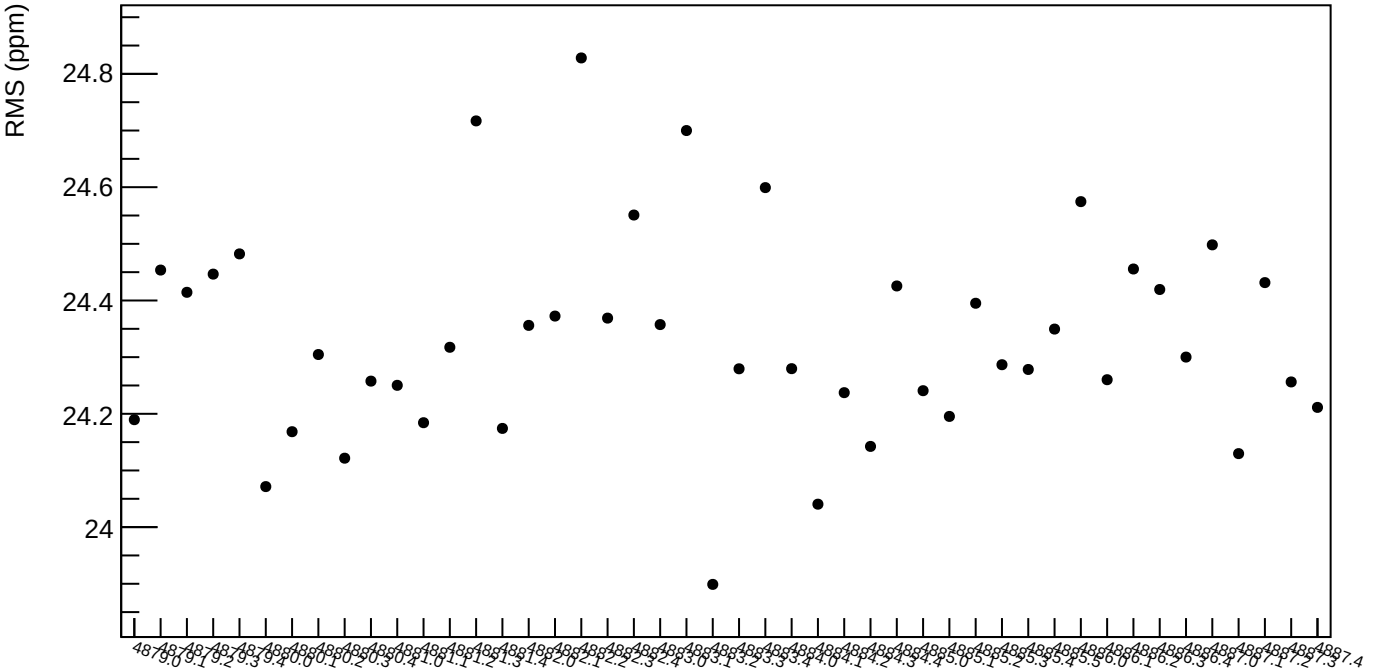
reg_asym_right_dd RMS (ppm)