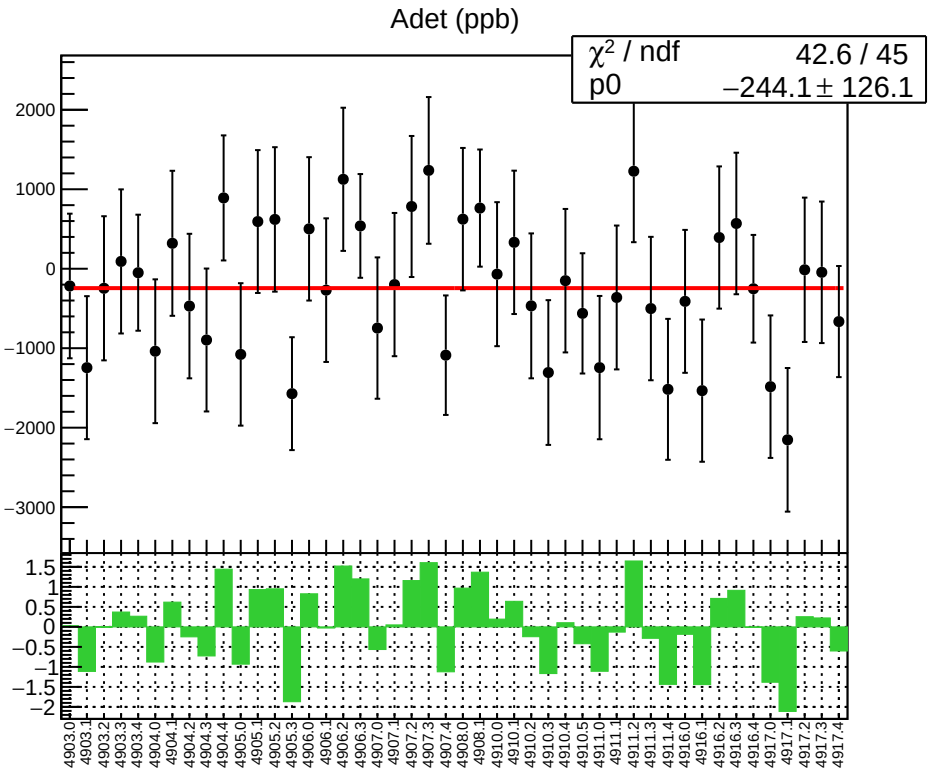
Adet (ppb)
χ² / ndf 42.6 / 45
p0 −244.1 ± 126.1
2000
1000
0
−1000
−2000
−3000
1.5
1
0.5
0
−0.5
−1
−1.5
−2
4903.0
4903.1
4903.2
4903.3
4903.4
4904.0
4904.1
4904.2
4904.3
4904.4
4905.0
4905.1
4905.2
4905.3
4906.0
4906.1
4906.2
4906.3
4907.0
4907.1
4907.2
4907.3
4907.4
4908.0
4908.1
4910.0
4910.1
4910.2
4910.3
4910.4
4910.5
4911.0
4911.1
4911.2
4911.3
4911.4
4916.0
4916.1
4916.2
4916.3
4916.4
4917.0
4917.1
4917.2
4917.3
4917.4

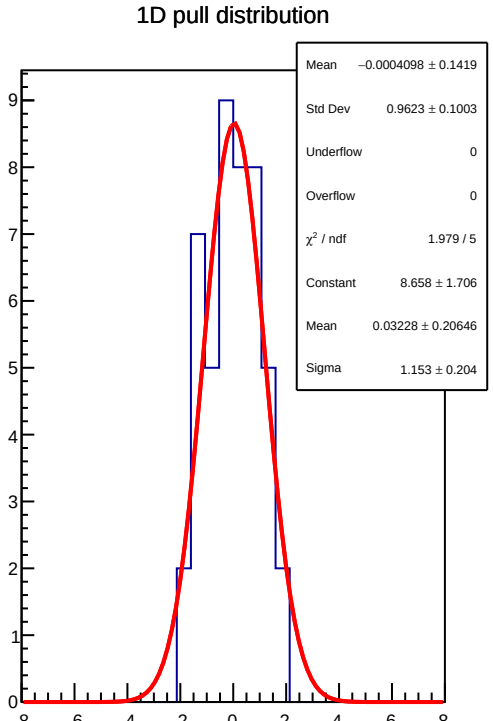
1D pull distribution
Mean −0.0004098 ± 0.1419
Std Dev 0.9623 ± 0.1003
Underflow 0
Overflow 0
χ² / ndf 1.979 / 5
Constant 8.658 ± 1.706
Mean 0.03228 ± 0.20646
Sigma 1.153 ± 0.204
9
8
7
6
5
4
3
2
1
0
−8
−6
−4
−2
0
2
4
6
8

Adet RMS (ppm)

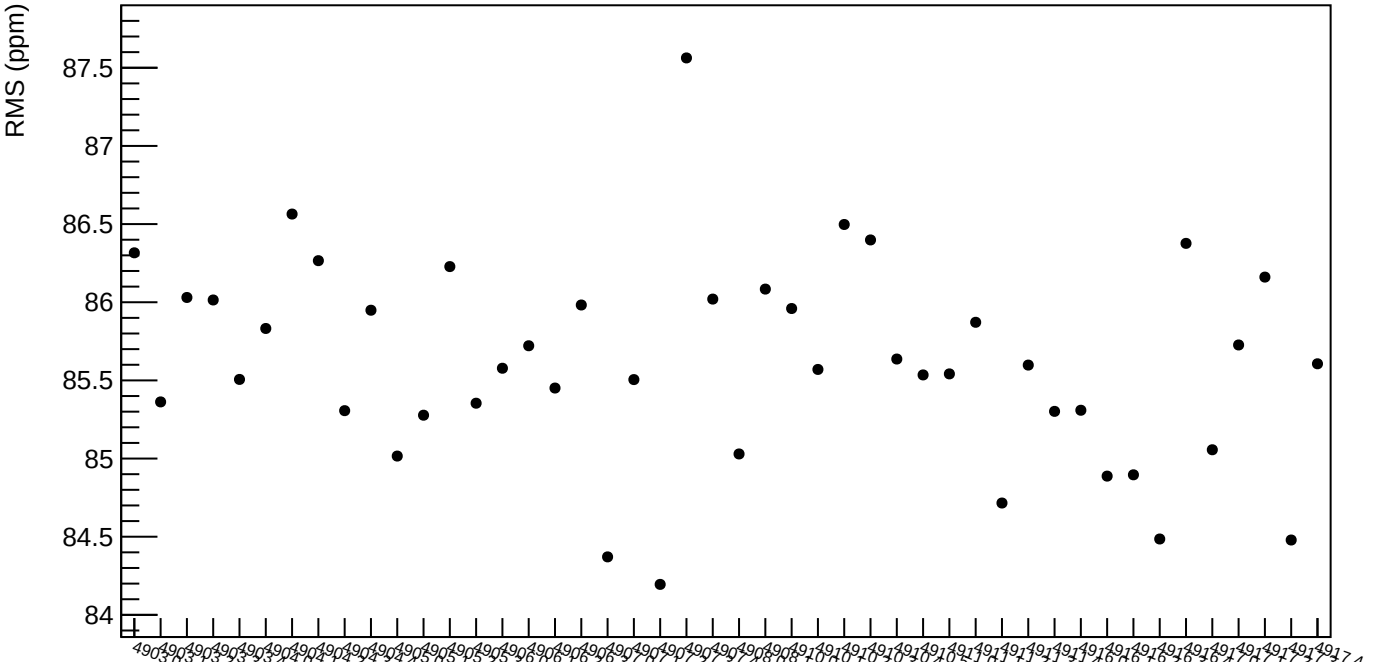

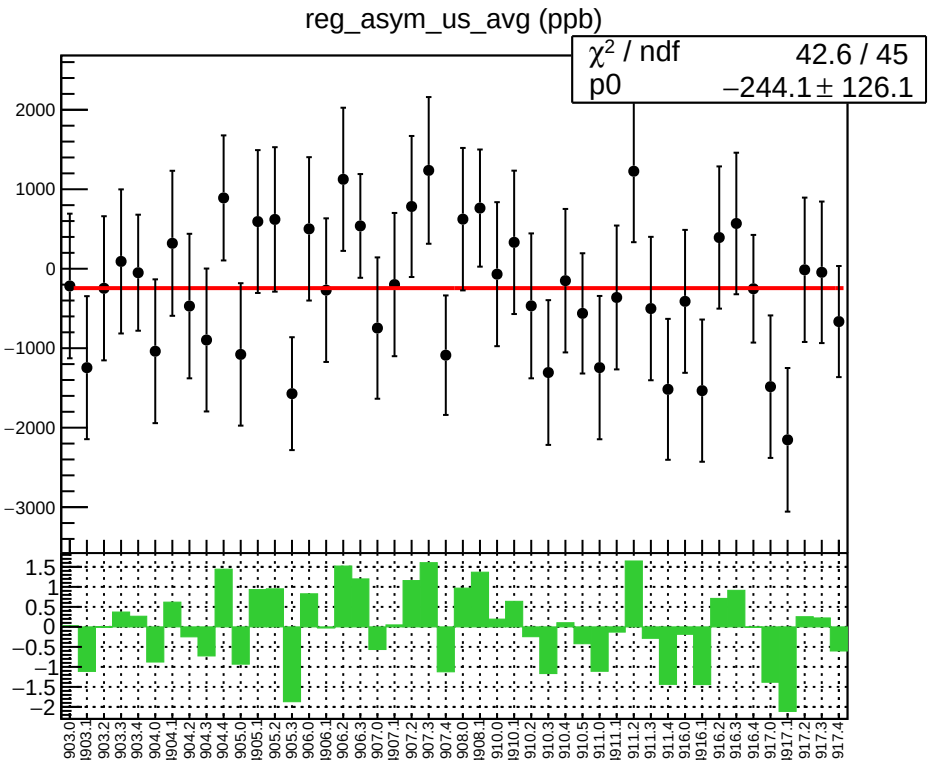
reg_asym_us_avg (ppb)
χ² / ndf 42.6 / 45
p0 −244.1 ± 126.1
2000
1000
0
−1000
−2000
−3000
1.5
1
0.5
0
−0.5
−1
−1.5
−2
4903.0
4903.1
4903.2
4903.3
4903.4
4904.0
4904.1
4904.2
4904.3
4904.4
4905.0
4905.1
4905.2
4905.3
4906.0
4906.1
4906.2
4906.3
4907.0
4907.1
4907.2
4907.3
4907.4
4908.0
4908.1
4910.0
4910.1
4910.2
4910.3
4910.4
4910.5
4911.0
4911.1
4911.2
4911.3
4911.4
4916.0
4916.1
4916.2
4916.3
4916.4
4917.0
4917.1
4917.2
4917.3
4917.4

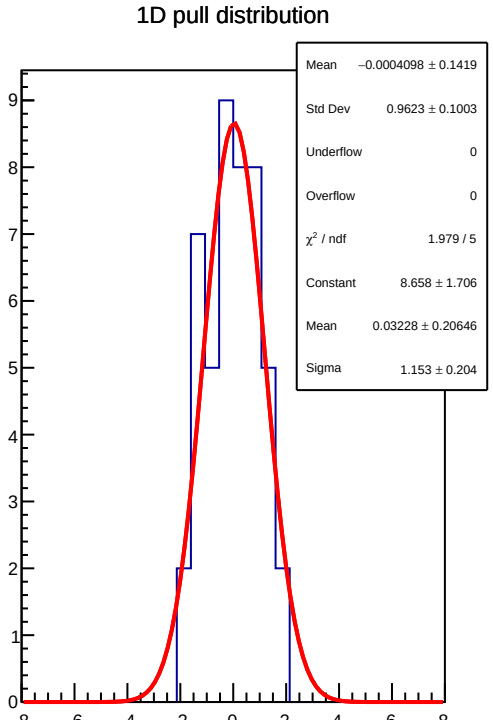
1D pull distribution
Mean −0.0004098 ± 0.1419
Std Dev 0.9623 ± 0.1003
Underflow 0
Overflow 0
χ² / ndf 1.979 / 5
Constant 8.658 ± 1.706
Mean 0.03228 ± 0.20646
Sigma 1.153 ± 0.204
9
8
7
6
5
4
3
2
1
0
−8
−6
−4
−2
0
2
4
6
8

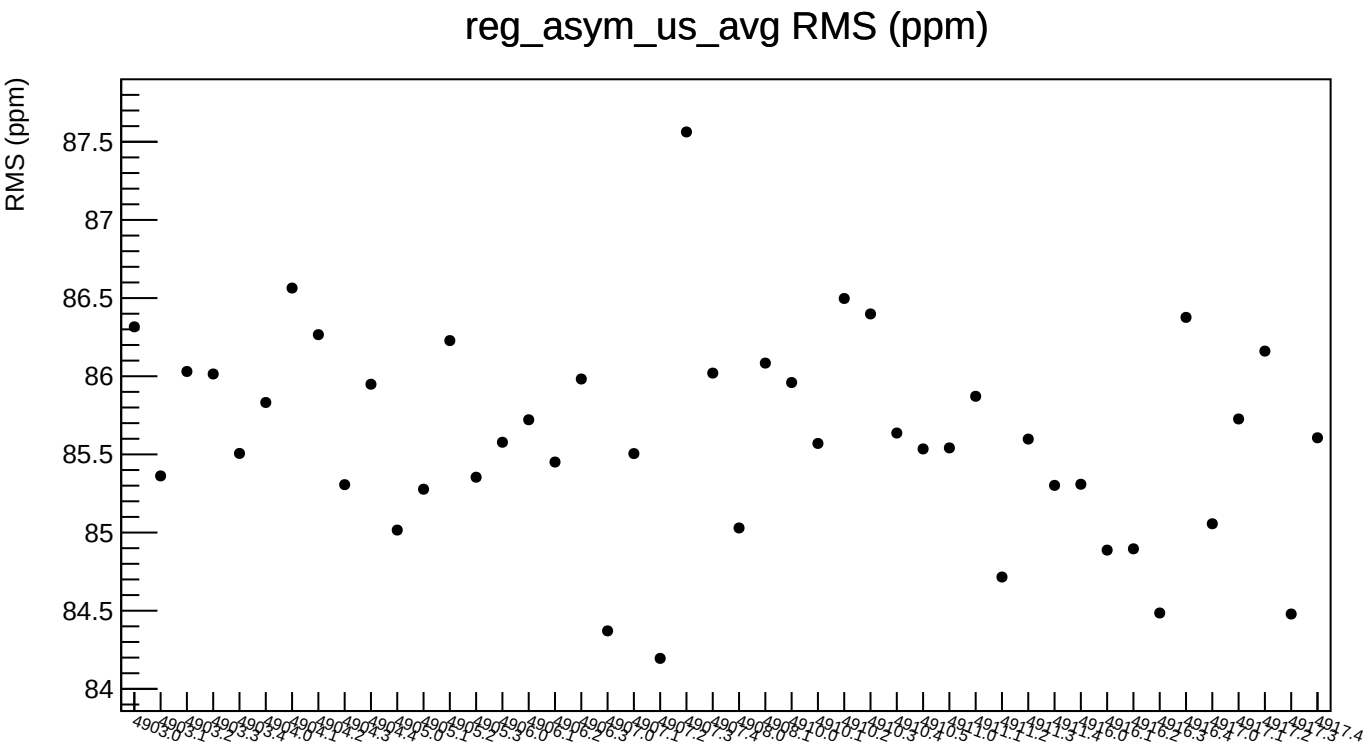
reg_asym_us_avg RMS (ppm)
RMS (ppm)
87.5
87
86.5
86
85.5
85
84.5
84

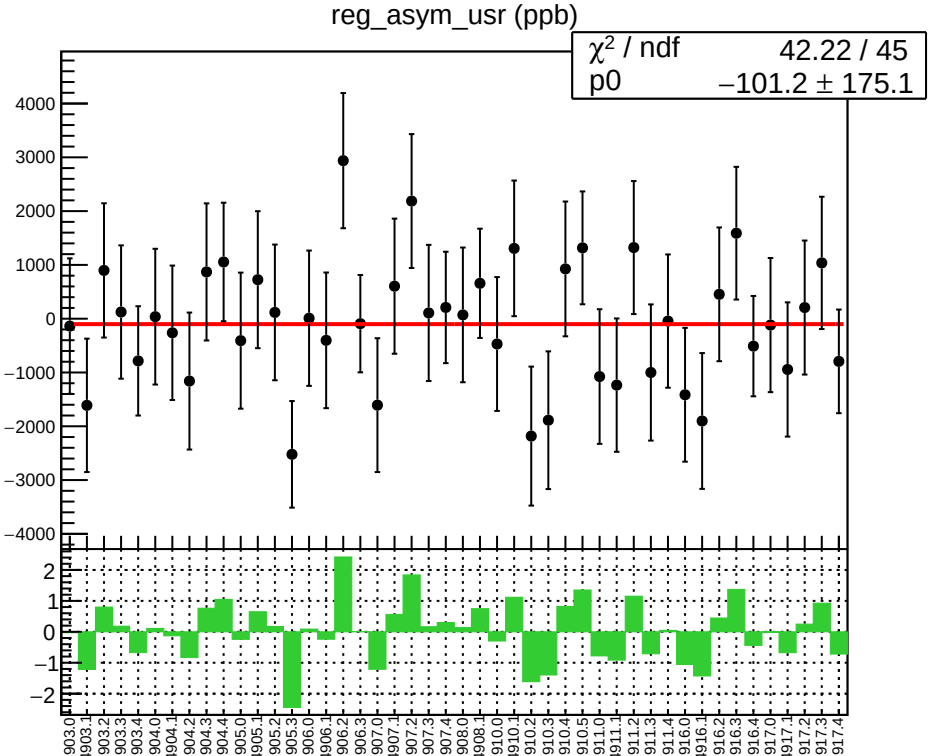
reg_asym_usr (ppb)
χ² / ndf 42.22 / 45
p0 −101.2 ± 175.1
4000
3000
2000
1000
0
−1000
−2000
−3000
−4000
2
1
0
−1
−2
4903.0
4903.1
4903.2
4903.3
4903.4
4904.0
4904.1
4904.2
4904.3
4904.4
4905.0
4905.1
4905.2
4905.3
4906.0
4906.1
4906.2
4906.3
4907.0
4907.1
4907.2
4907.3
4907.4
4908.0
4908.1
4910.0
4910.1
4910.2
4910.3
4910.4
4910.5
4911.0
4911.1
4911.2
4911.3
4911.4
4916.0
4916.1
4916.2
4916.3
4916.4
4917.0
4917.1
4917.2
4917.3
4917.4

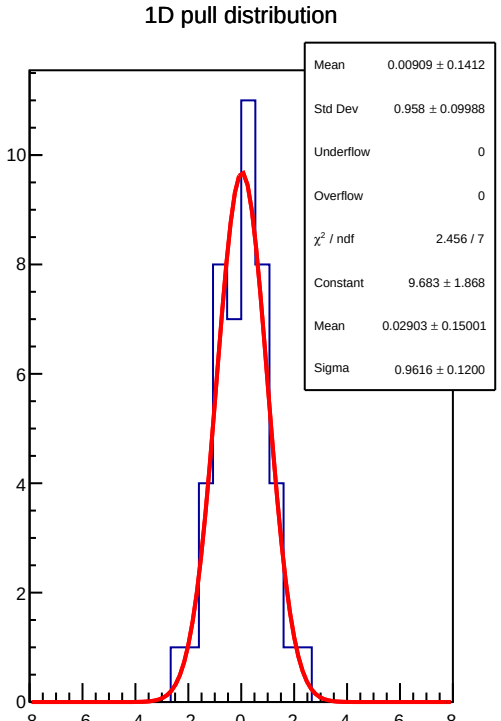
1D pull distribution
Mean 0.00909 ± 0.1412
Std Dev 0.958 ± 0.09988
Underflow 0
Overflow 0
χ² / ndf 2.456 / 7
Constant 9.683 ± 1.868
Mean 0.02903 ± 0.15001
Sigma 0.9616 ± 0.1200
10
8
6
4
2
0
−8
−6
−4
−2
0
2
4
6
8

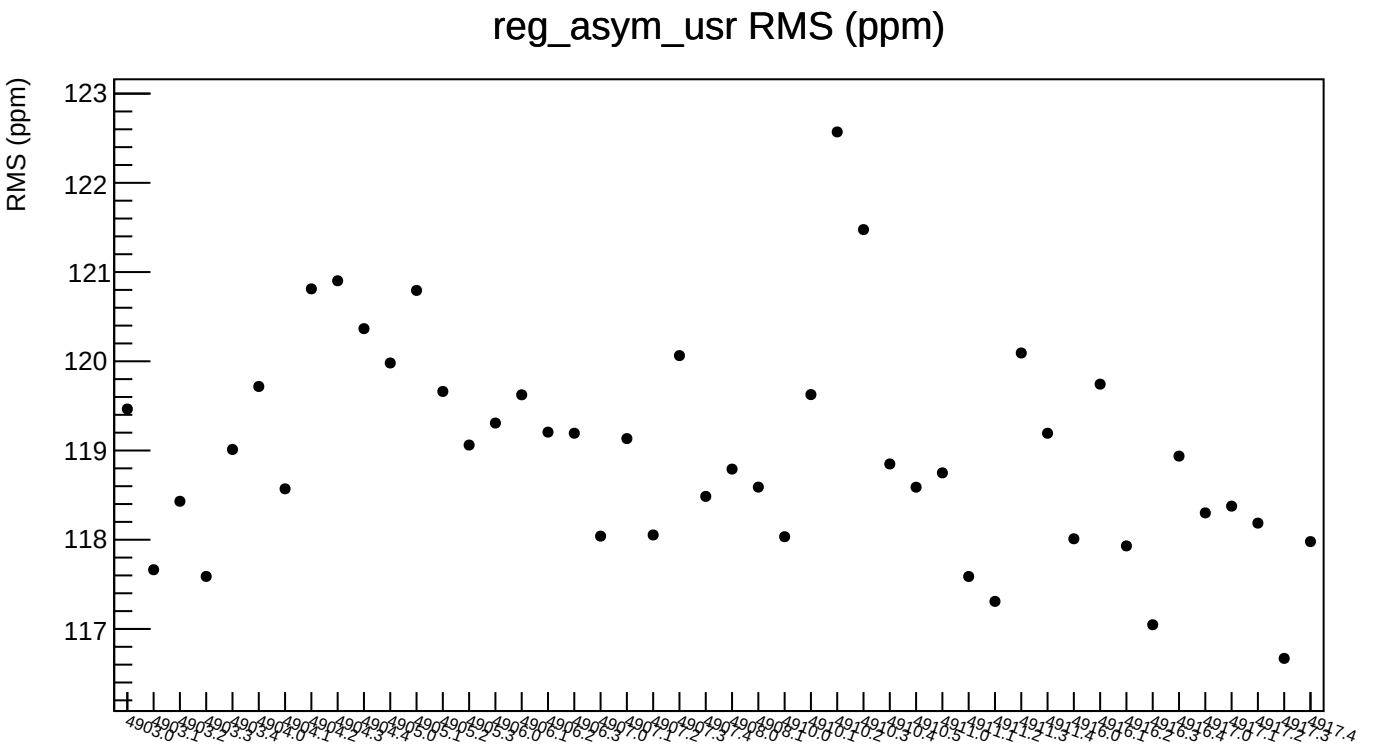
reg_asym_usr RMS (ppm)
RMS (ppm)
123
122
121
120
119
118
117

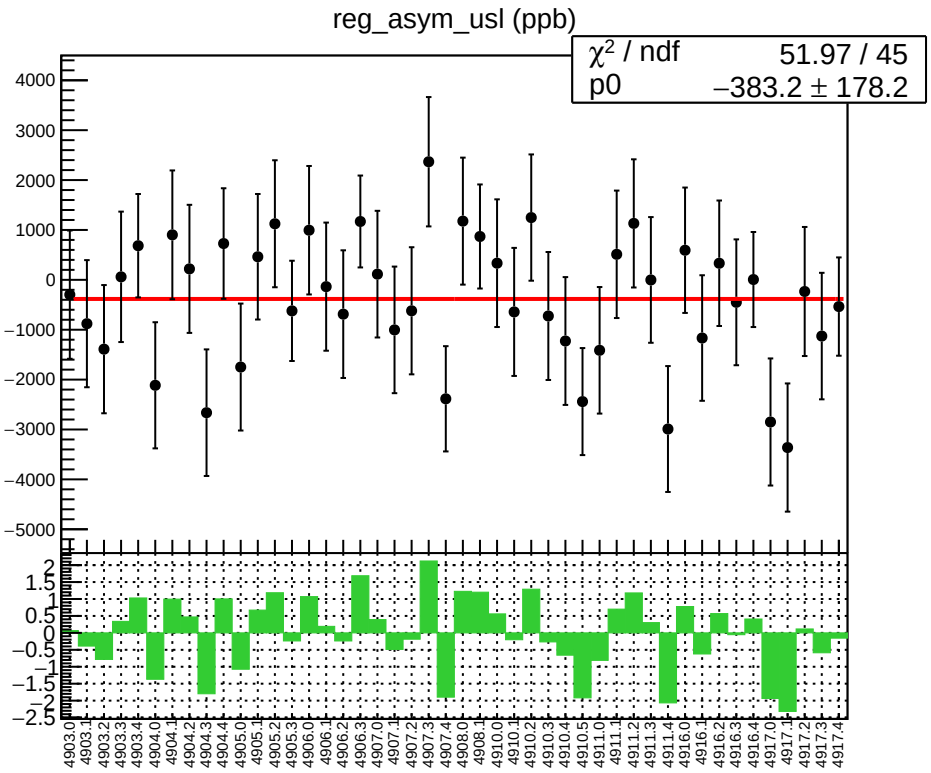
reg_asym_usl (ppb)
χ² / ndf 51.97 / 45
p0 −383.2 ± 178.2

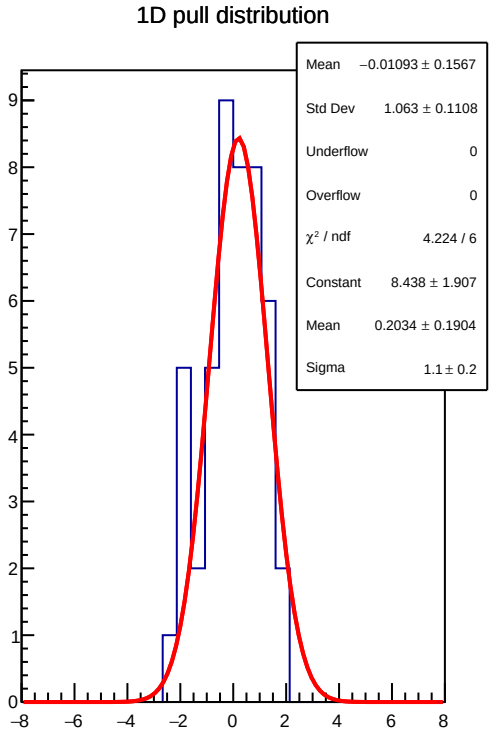
1D pull distribution
Mean −0.01093 ± 0.1567
Std Dev 1.063 ± 0.1108
Underflow 0
Overflow 0
χ² / ndf 4.224 / 6
Constant 8.438 ± 1.907
Mean 0.2034 ± 0.1904
Sigma 1.1 ± 0.2

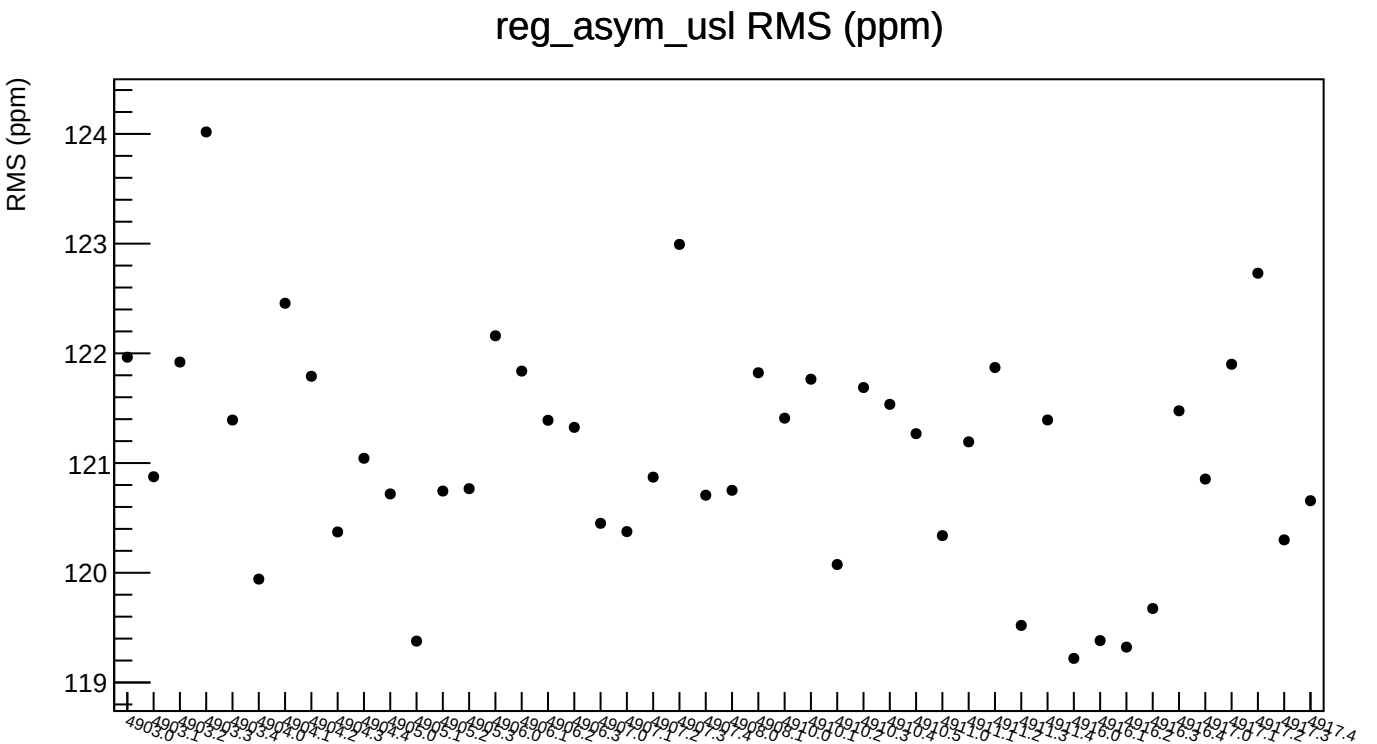
reg_asym_usl RMS (ppm)
RMS (ppm)
124
123
122
121
120
119

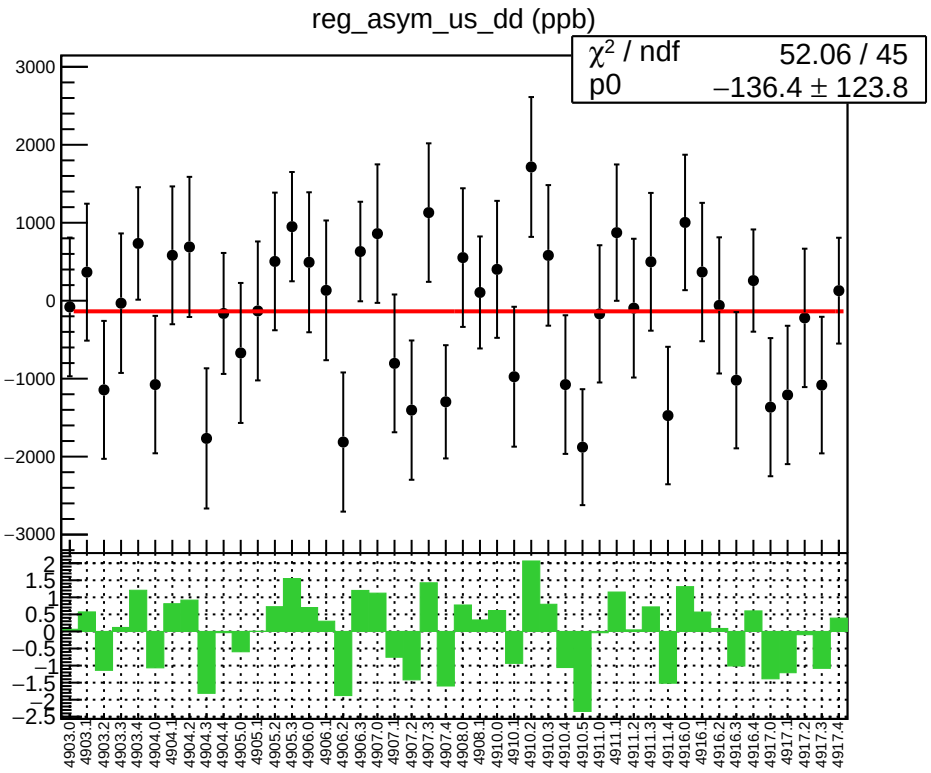
reg_asym_us_dd (ppb)
χ² / ndf 52.06 / 45
p0 −136.4 ± 123.8

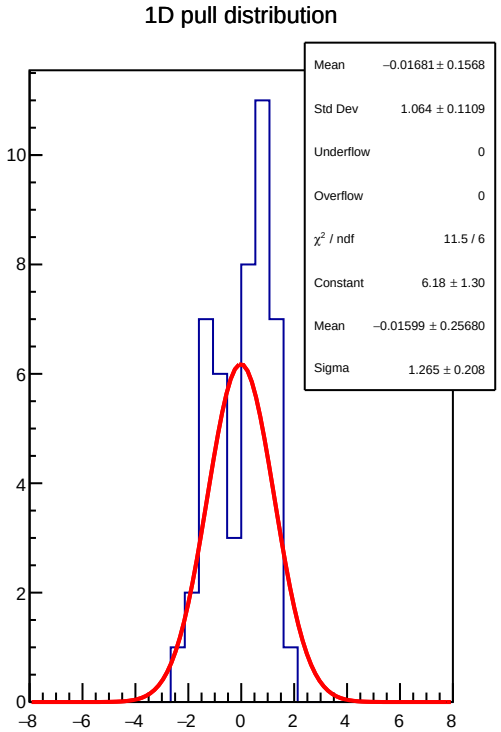
1D pull distribution
Mean −0.01681 ± 0.1568
Std Dev 1.064 ± 0.1109
Underflow 0
Overflow 0
χ² / ndf 11.5 / 6
Constant 6.18 ± 1.30
Mean −0.01599 ± 0.25680
Sigma 1.265 ± 0.208

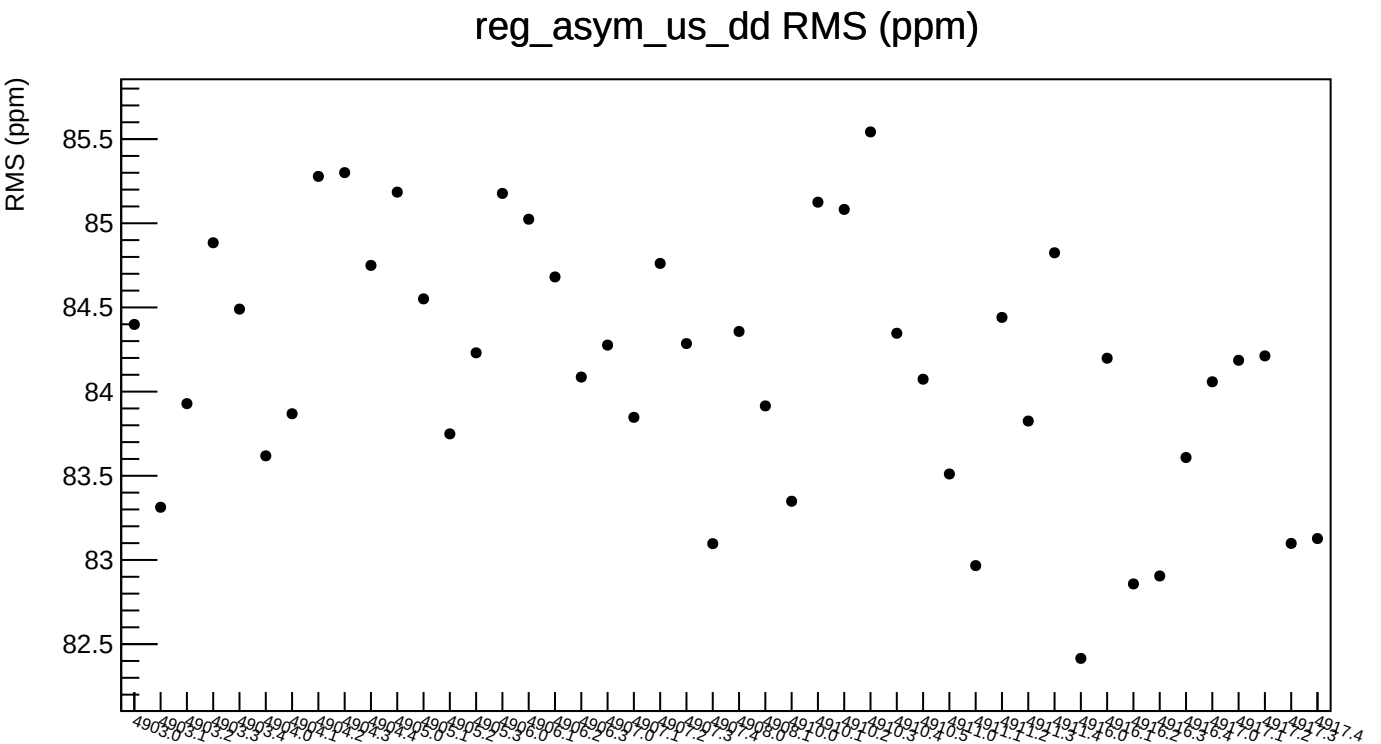
reg_asym_us_dd RMS (ppm)
RMS (ppm)
85.5
85
84.5
84
83.5
83
82.5

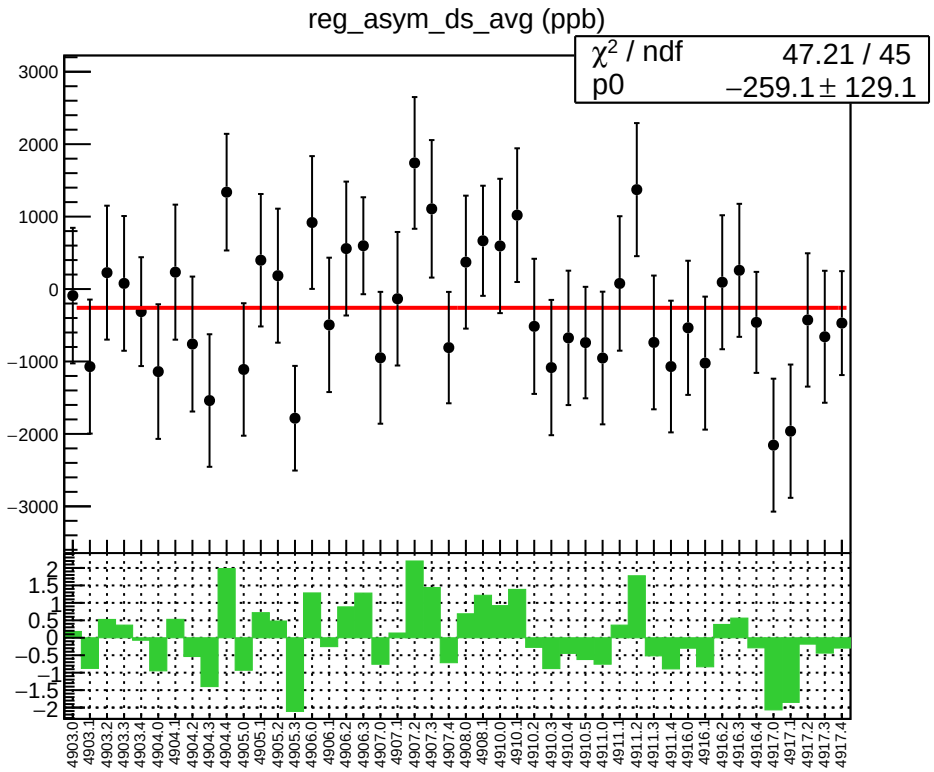
reg_asym_ds_avg (ppb)
χ² / ndf 47.21 / 45
p0 −259.1 ± 129.1
3000
2000
1000
0
−1000
−2000
−3000
2
1.5
1
0.5
0
−0.5
−1
−1.5
−2
4903.0
4903.1
4903.2
4903.3
4903.4
4904.0
4904.1
4904.2
4904.3
4904.4
4905.0
4905.1
4905.2
4905.3
4906.0
4906.1
4906.2
4906.3
4907.0
4907.1
4907.2
4907.3
4907.4
4908.0
4908.1
4910.0
4910.1
4910.2
4910.3
4910.4
4910.5
4911.0
4911.1
4911.2
4911.3
4911.4
4916.0
4916.1
4916.2
4916.3
4916.4
4917.0
4917.1
4917.2
4917.3
4917.4

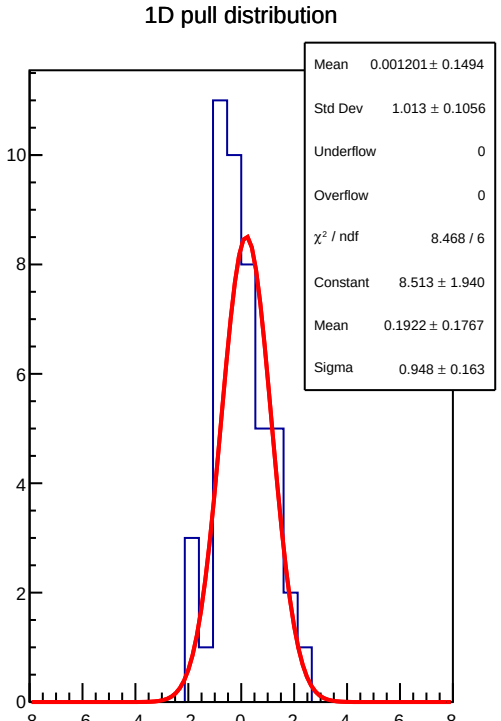
1D pull distribution
Mean 0.001201 ± 0.1494
Std Dev 1.013 ± 0.1056
Underflow 0
Overflow 0
χ² / ndf 8.468 / 6
Constant 8.513 ± 1.940
Mean 0.1922 ± 0.1767
Sigma 0.948 ± 0.163
10
8
6
4
2
0
−8
−6
−4
−2
0
2
4
6
8

reg_asym_ds_avg RMS (ppm)

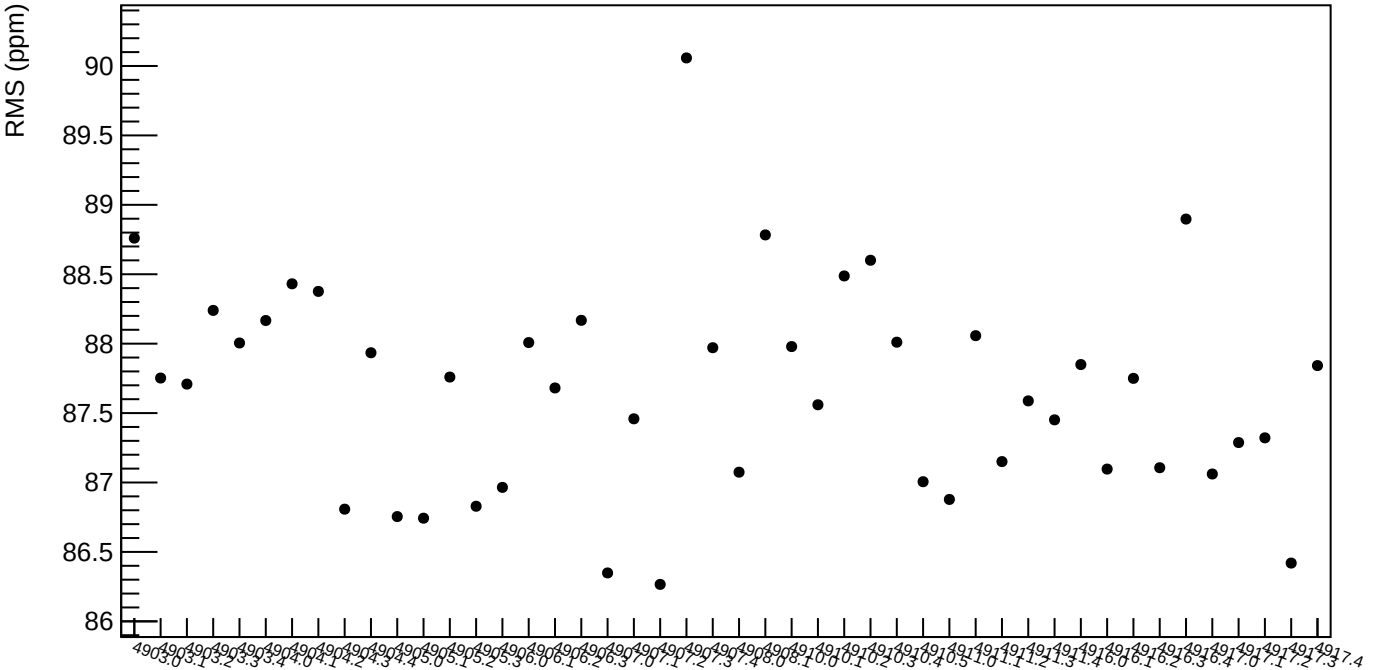

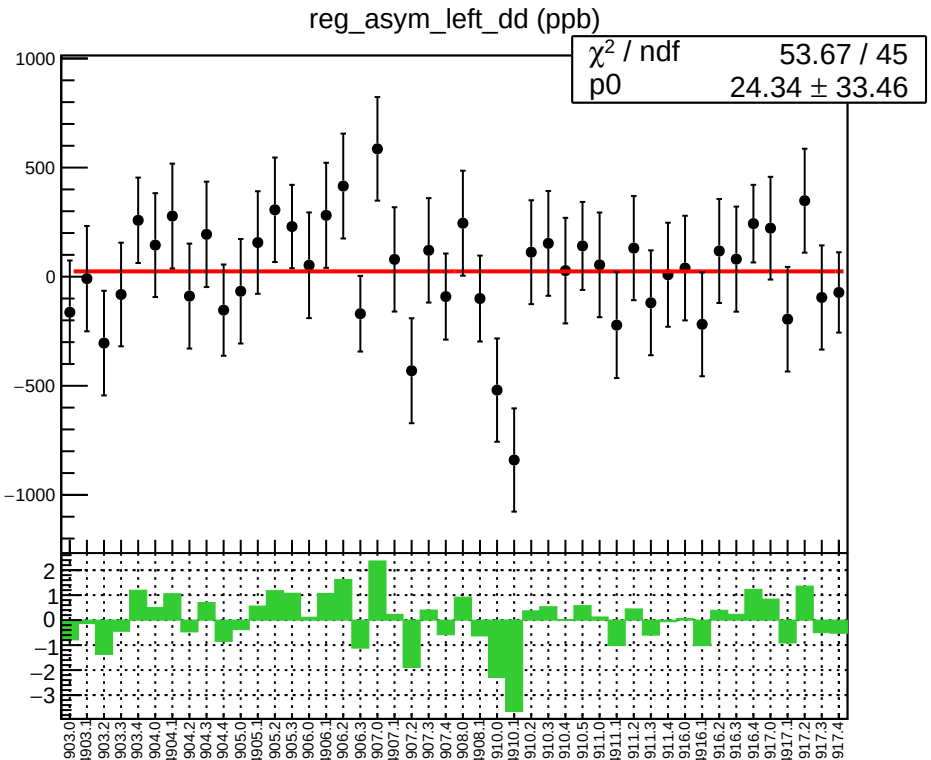
reg_asym_left_dd (ppb)
χ² / ndf 53.67 / 45
p0 24.34 ± 33.46
1000
500
0
−500
−1000
2
1
0
−1
−2
−3
4903.0
4903.1
4903.2
4903.3
4903.4
4904.0
4904.1
4904.2
4904.3
4904.4
4905.0
4905.1
4905.2
4905.3
4906.0
4906.1
4906.2
4906.3
4907.0
4907.1
4907.2
4907.3
4907.4
4908.0
4908.1
4910.0
4910.1
4910.2
4910.3
4910.4
4910.5
4911.0
4911.1
4911.2
4911.3
4911.4
4916.0
4916.1
4916.2
4916.3
4916.4
4917.0
4917.1
4917.2
4917.3
4917.4

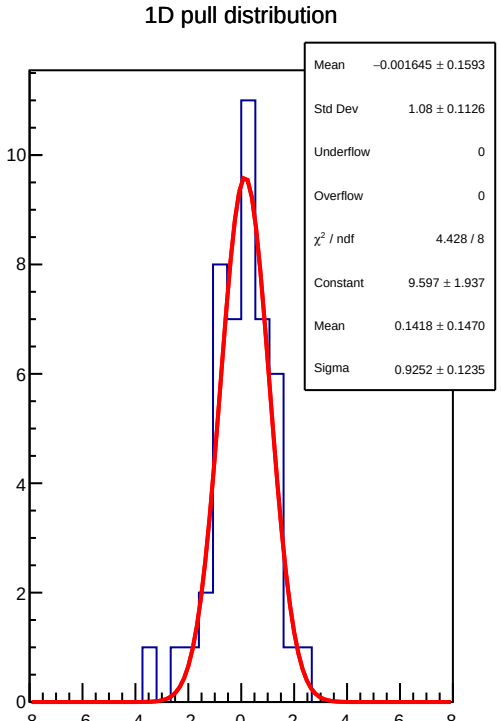
1D pull distribution
Mean −0.001645 ± 0.1593
Std Dev 1.08 ± 0.1126
Underflow 0
Overflow 0
χ² / ndf 4.428 / 8
Constant 9.597 ± 1.937
Mean 0.1418 ± 0.1470
Sigma 0.9252 ± 0.1235
10
8
6
4
2
0
−8
−6
−4
−2
0
2
4
6
8

reg_asym_left_dd RMS (ppm)

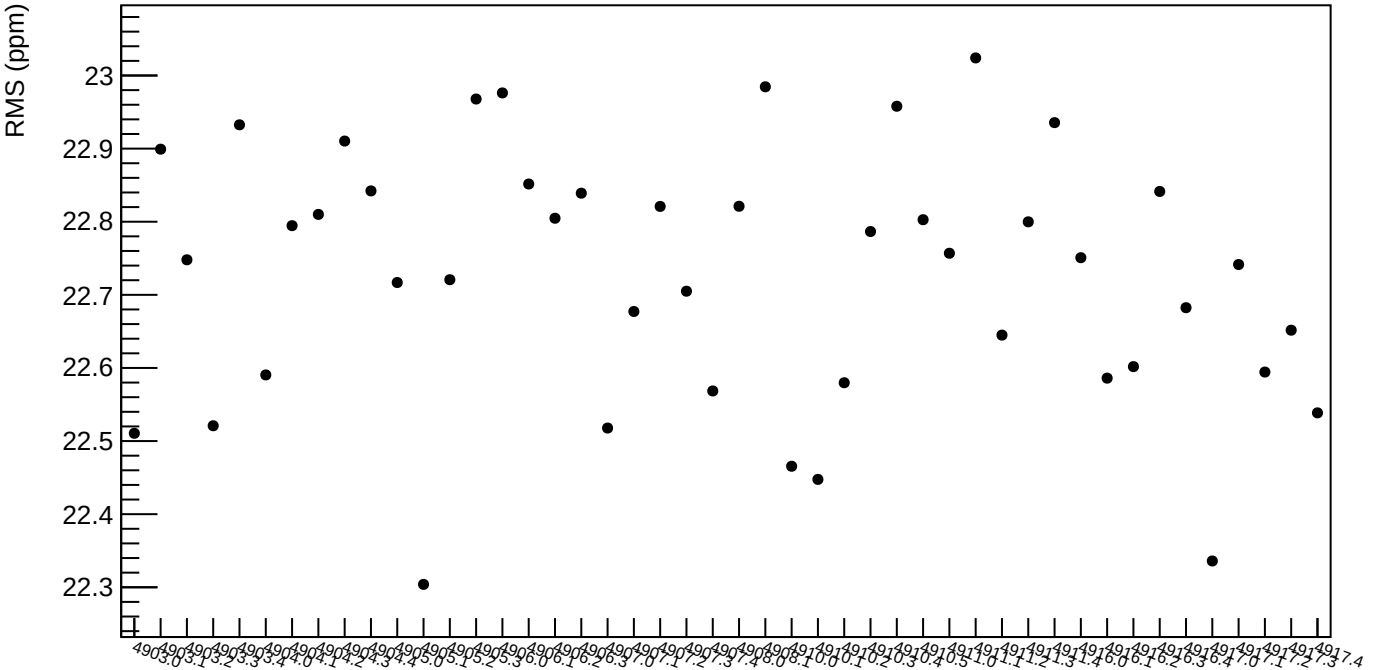

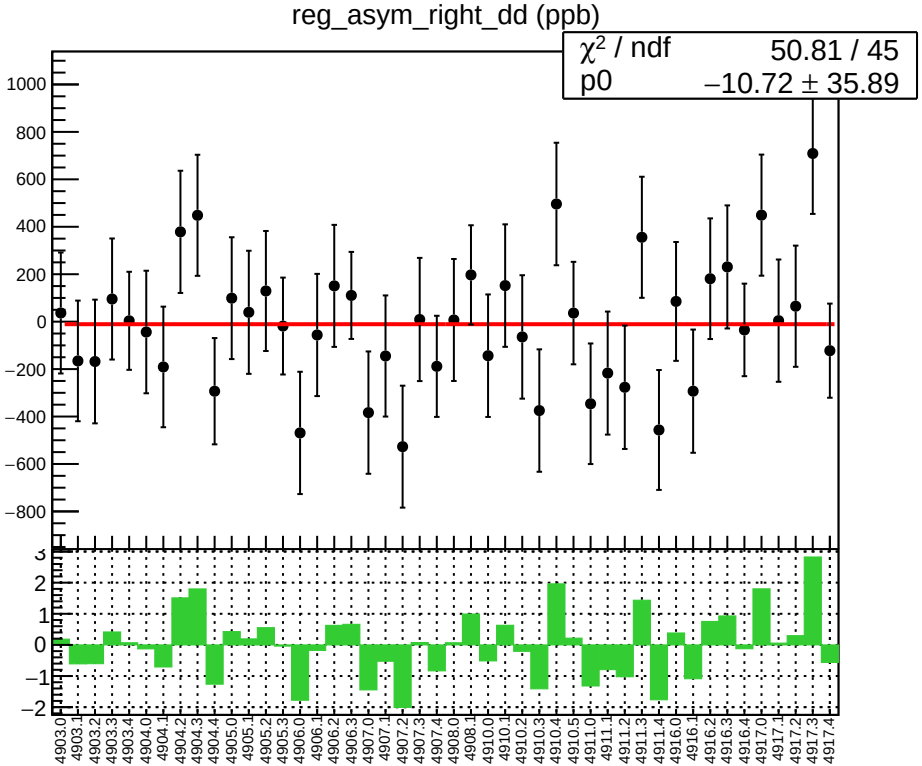
reg_asym_right_dd (ppb)
χ² / ndf 50.81 / 45
p0 −10.72 ± 35.89
1000
800
600
400
200
0
−200
−400
−600
−800
3
2
1
0
−1
−2
4903.0
4903.1
4903.2
4903.3
4903.4
4904.0
4904.1
4904.2
4904.3
4904.4
4905.0
4905.1
4905.2
4905.3
4906.0
4906.1
4906.2
4906.3
4907.0
4907.1
4907.2
4907.3
4907.4
4908.0
4908.1
4910.0
4910.1
4910.2
4910.3
4910.4
4910.5
4911.0
4911.1
4911.2
4911.3
4911.4
4916.0
4916.1
4916.2
4916.3
4916.4
4917.0
4917.1
4917.2
4917.3
4917.4

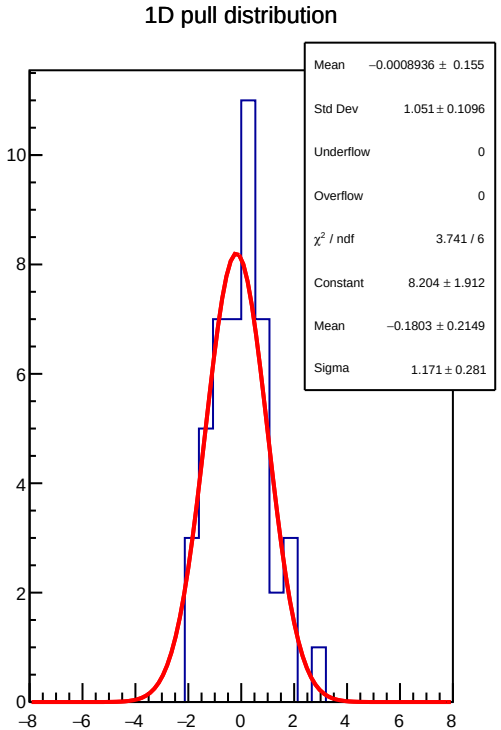
1D pull distribution
Mean −0.0008936 ± 0.155
Std Dev 1.051 ± 0.1096
Underflow 0
Overflow 0
χ² / ndf 3.741 / 6
Constant 8.204 ± 1.912
Mean −0.1803 ± 0.2149
Sigma 1.171 ± 0.281
10
8
6
4
2
0
−8
−6
−4
−2
0
2
4
6
8

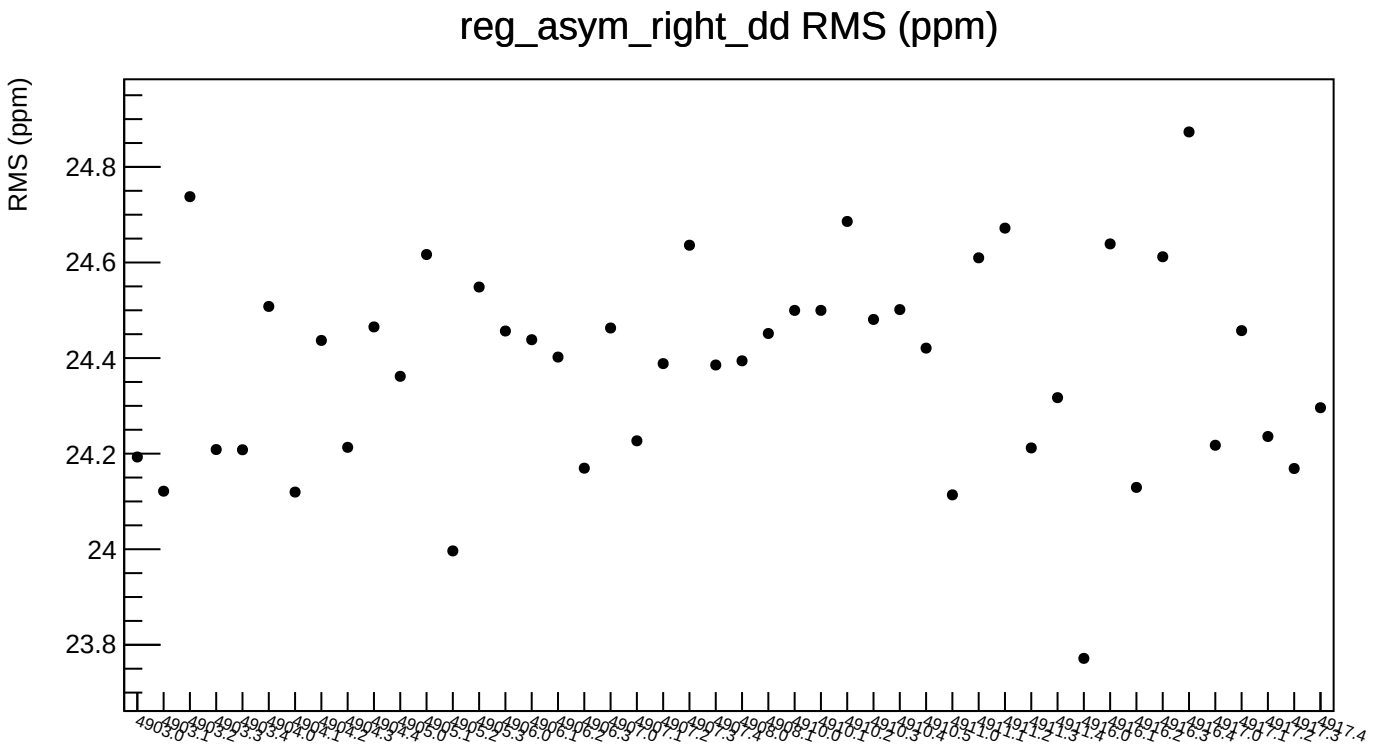
reg_asym_right_dd RMS (ppm)
RMS (ppm)
24.8
24.6
24.4
24.2
24
23.8