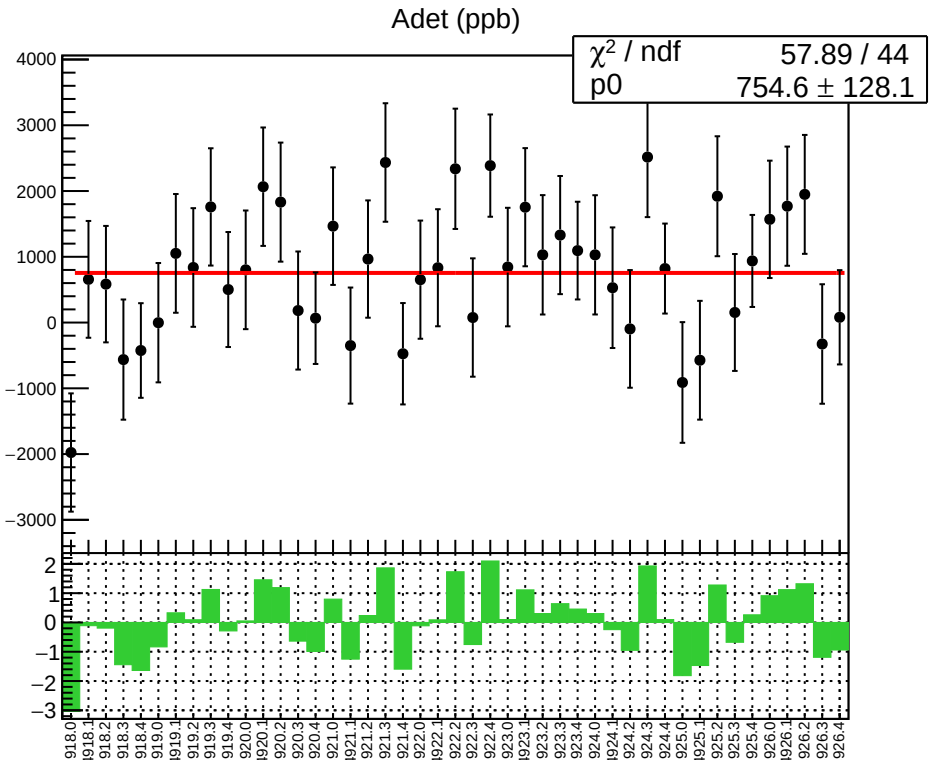
Adet (ppb)
χ² / ndf 57.89 / 44
p0 754.6 ± 128.1
4000
3000
2000
1000
0
−1000
−2000
−3000
2
1
0
−1
−2
−3
4918.0
4918.1
4918.2
4918.3
4918.4
4919.0
4919.1
4919.2
4919.3
4919.4
4920.0
4920.1
4920.2
4920.3
4920.4
4921.0
4921.1
4921.2
4921.3
4921.4
4922.0
4922.1
4922.2
4922.3
4922.4
4923.0
4923.1
4923.2
4923.3
4923.4
4924.0
4924.1
4924.2
4924.3
4924.4
4925.0
4925.1
4925.2
4925.3
4925.4
4926.0
4926.1
4926.2
4926.3
4926.4

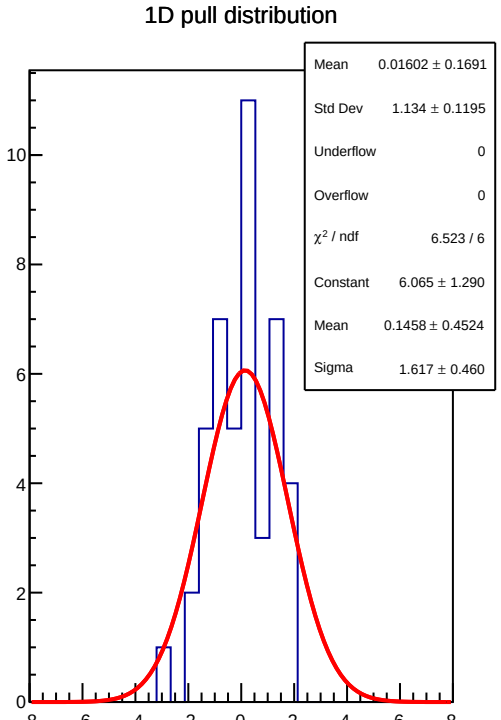
1D pull distribution
Mean 0.01602 ± 0.1691
Std Dev 1.134 ± 0.1195
Underflow 0
Overflow 0
χ² / ndf 6.523 / 6
Constant 6.065 ± 1.290
Mean 0.1458 ± 0.4524
Sigma 1.617 ± 0.460
10
8
6
4
2
0
−8
−6
−4
−2
0
2
4
6
8

Adet RMS (ppm)

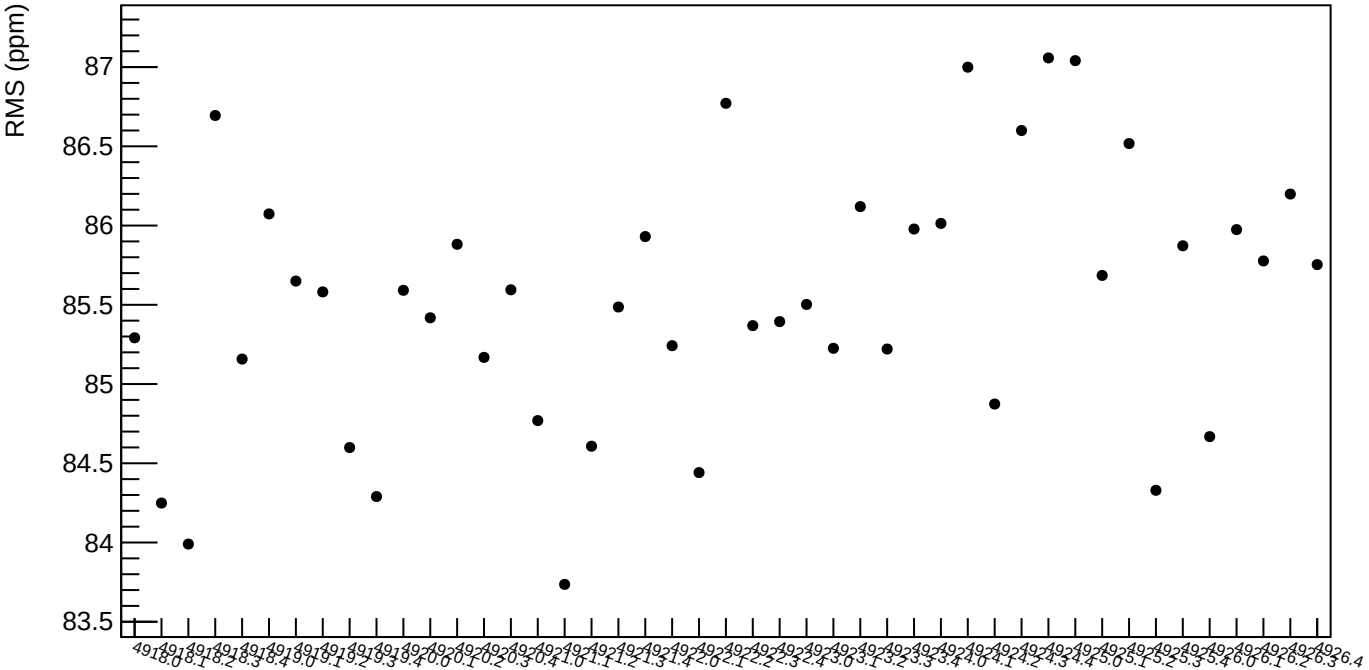

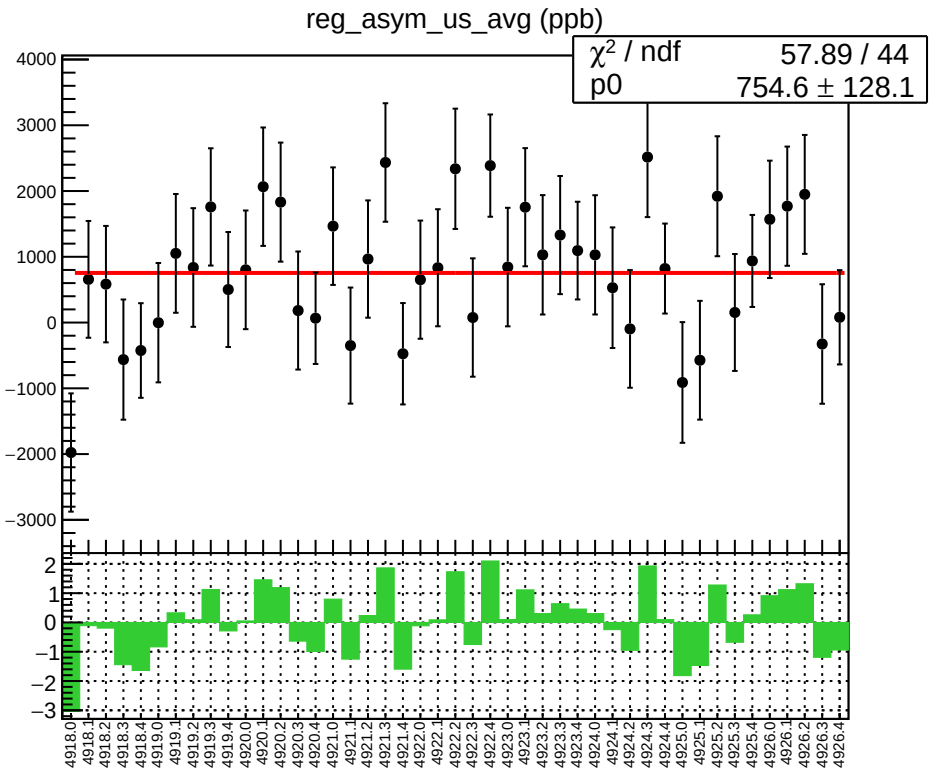
reg_asym_us_avg (ppb)
χ² / ndf 57.89 / 44
p0 754.6 ± 128.1
4000
3000
2000
1000
0
−1000
−2000
−3000
2
1
0
−1
−2
−3
4918.0
4918.1
4918.2
4918.3
4918.4
4919.0
4919.1
4919.2
4919.3
4919.4
4920.0
4920.1
4920.2
4920.3
4920.4
4921.0
4921.1
4921.2
4921.3
4921.4
4922.0
4922.1
4922.2
4922.3
4922.4
4923.0
4923.1
4923.2
4923.3
4923.4
4924.0
4924.1
4924.2
4924.3
4924.4
4925.0
4925.1
4925.2
4925.3
4925.4
4926.0
4926.1
4926.2
4926.3
4926.4

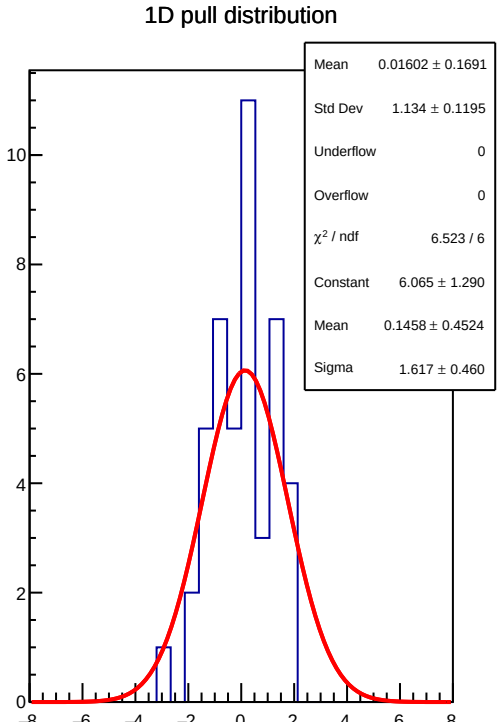
1D pull distribution
Mean 0.01602 ± 0.1691
Std Dev 1.134 ± 0.1195
Underflow 0
Overflow 0
χ² / ndf 6.523 / 6
Constant 6.065 ± 1.290
Mean 0.1458 ± 0.4524
Sigma 1.617 ± 0.460
10
8
6
4
2
0
−8
−6
−4
−2
0
2
4
6
8

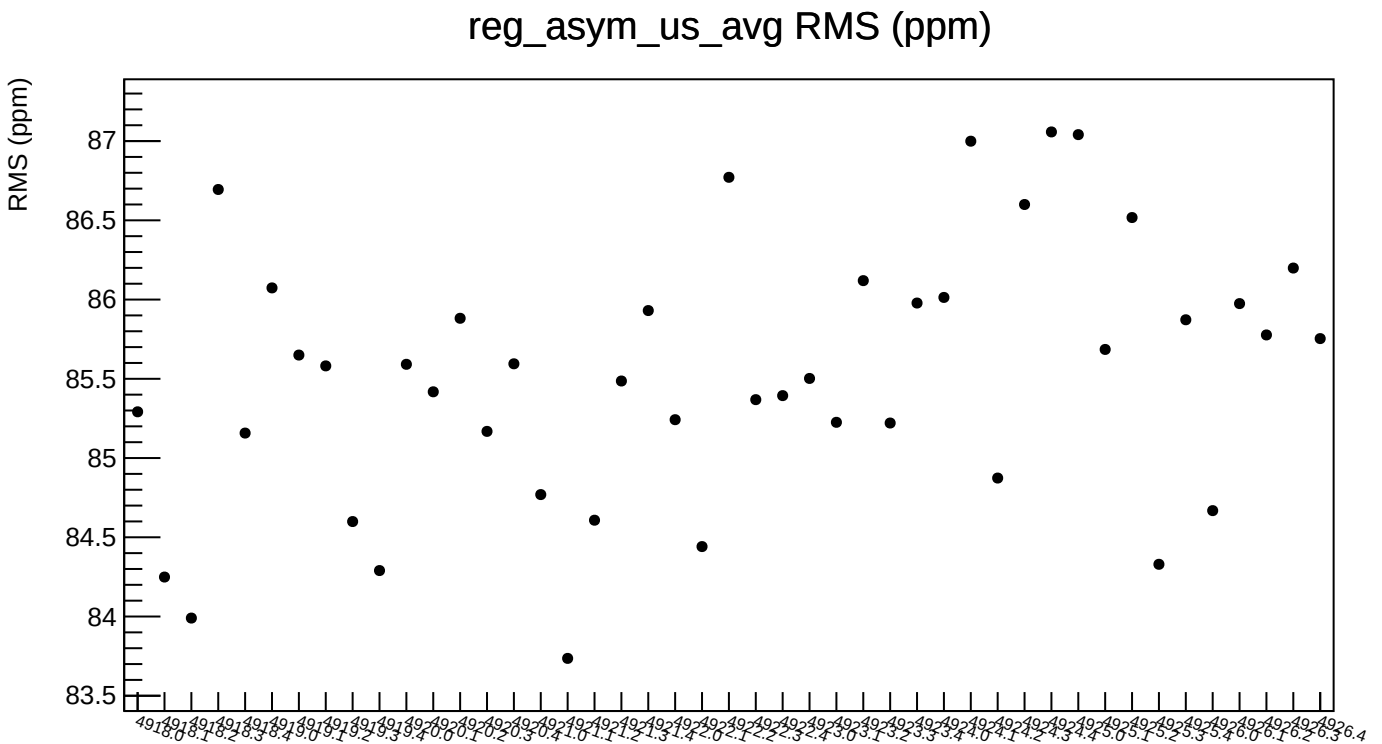
reg_asym_us_avg RMS (ppm)
RMS (ppm)
87
86.5
86
85.5
85
84.5
84
83.5

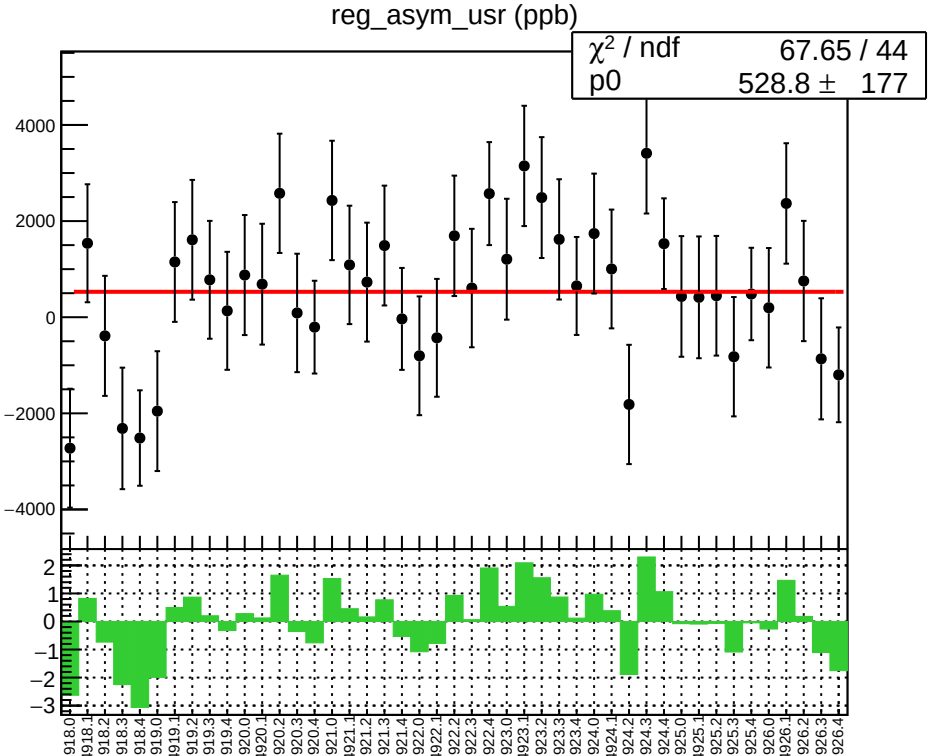
reg_asym_usr (ppb)
χ² / ndf 67.65 / 44
p0 528.8 ± 177
4000
2000
0
−2000
−4000
2
1
0
−1
−2
−3
4918.0
4918.1
4918.2
4918.3
4918.4
4919.0
4919.1
4919.2
4919.3
4919.4
4920.0
4920.1
4920.2
4920.3
4920.4
4921.0
4921.1
4921.2
4921.3
4921.4
4922.0
4922.1
4922.2
4922.3
4922.4
4923.0
4923.1
4923.2
4923.3
4923.4
4924.0
4924.1
4924.2
4924.3
4924.4
4925.0
4925.1
4925.2
4925.3
4925.4
4926.0
4926.1
4926.2
4926.3
4926.4

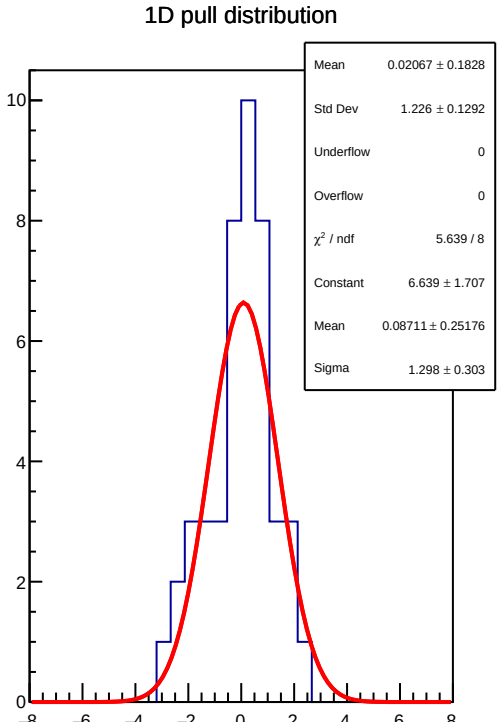
1D pull distribution
Mean 0.02067 ± 0.1828
Std Dev 1.226 ± 0.1292
Underflow 0
Overflow 0
χ² / ndf 5.639 / 8
Constant 6.639 ± 1.707
Mean 0.08711 ± 0.25176
Sigma 1.298 ± 0.303
10
8
6
4
2
0
−8
−6
−4
−2
0
2
4
6
8

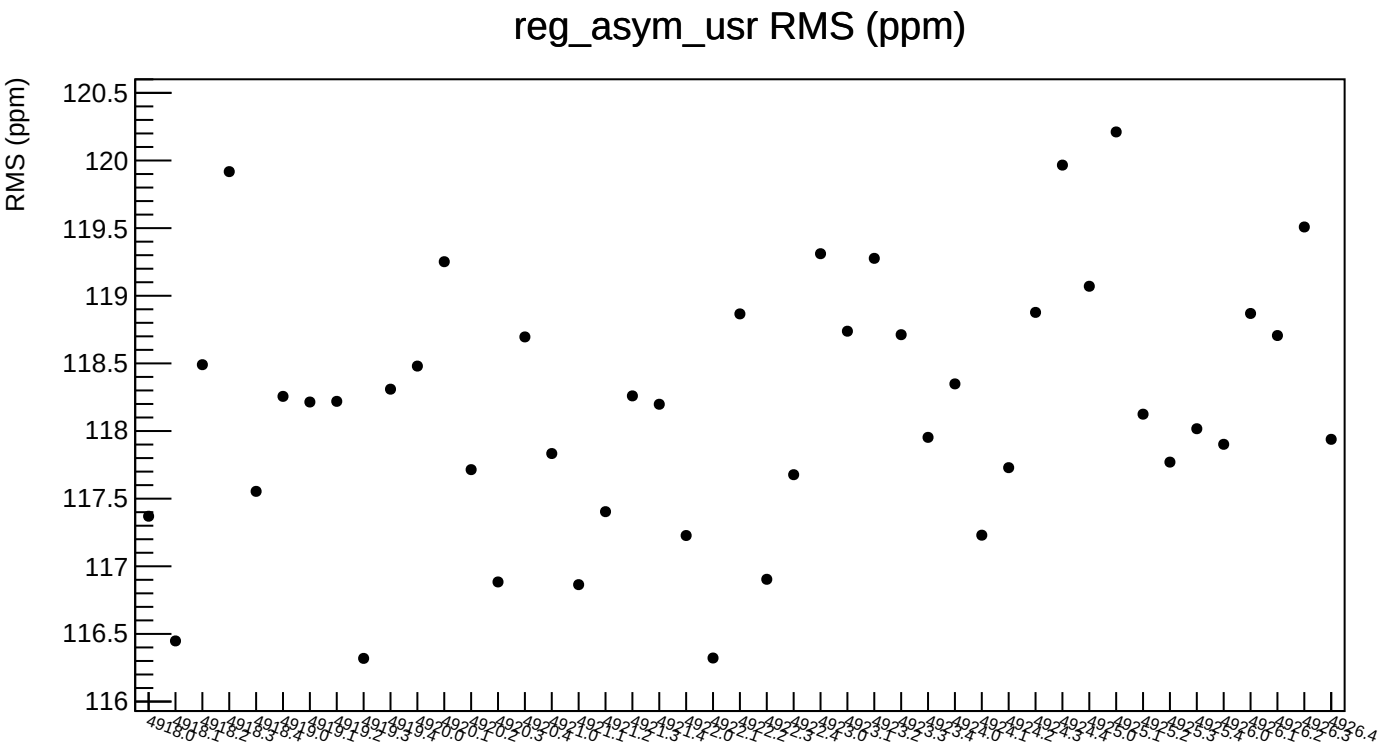
reg_asym_usr RMS (ppm)
RMS (ppm)
120.5
120
119.5
119
118.5
118
117.5
117
116.5
116

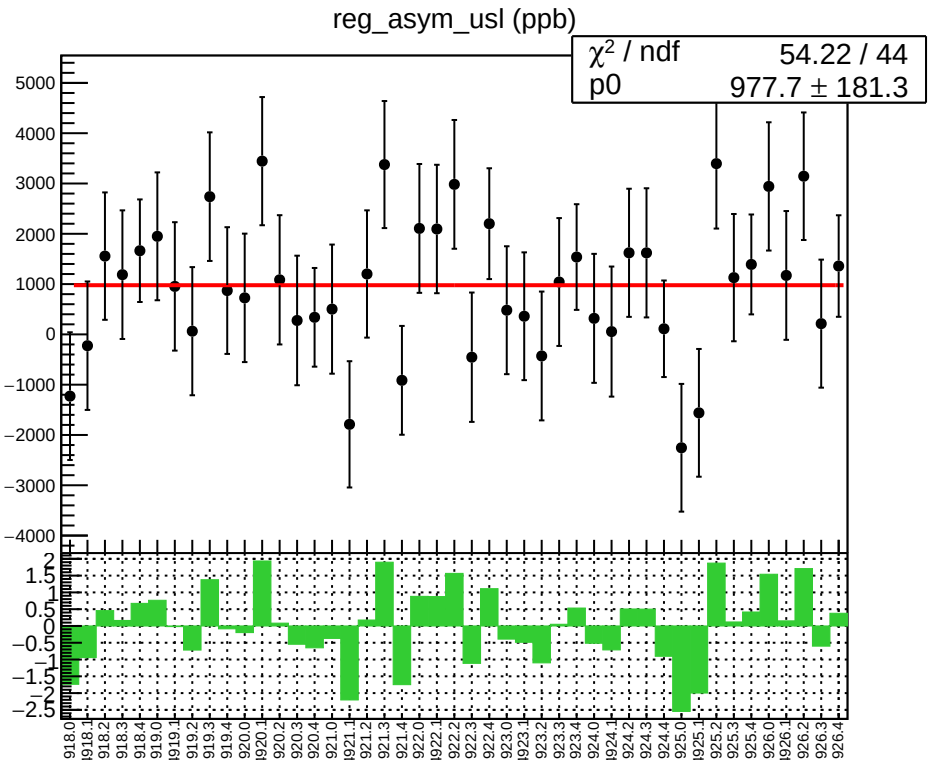
reg_asym_usl (ppb)
χ² / ndf 54.22 / 44
p0 977.7 ± 181.3

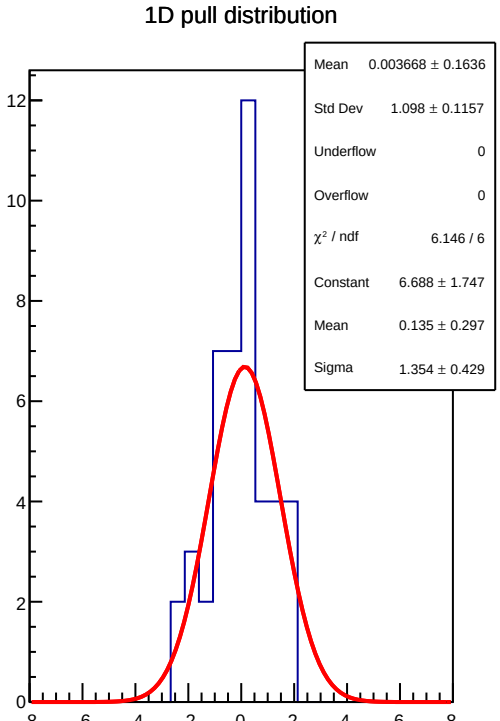
1D pull distribution
Mean 0.003668 ± 0.1636
Std Dev 1.098 ± 0.1157
Underflow 0
Overflow 0
χ² / ndf 6.146 / 6
Constant 6.688 ± 1.747
Mean 0.135 ± 0.297
Sigma 1.354 ± 0.429

reg_asym_usl RMS (ppm)

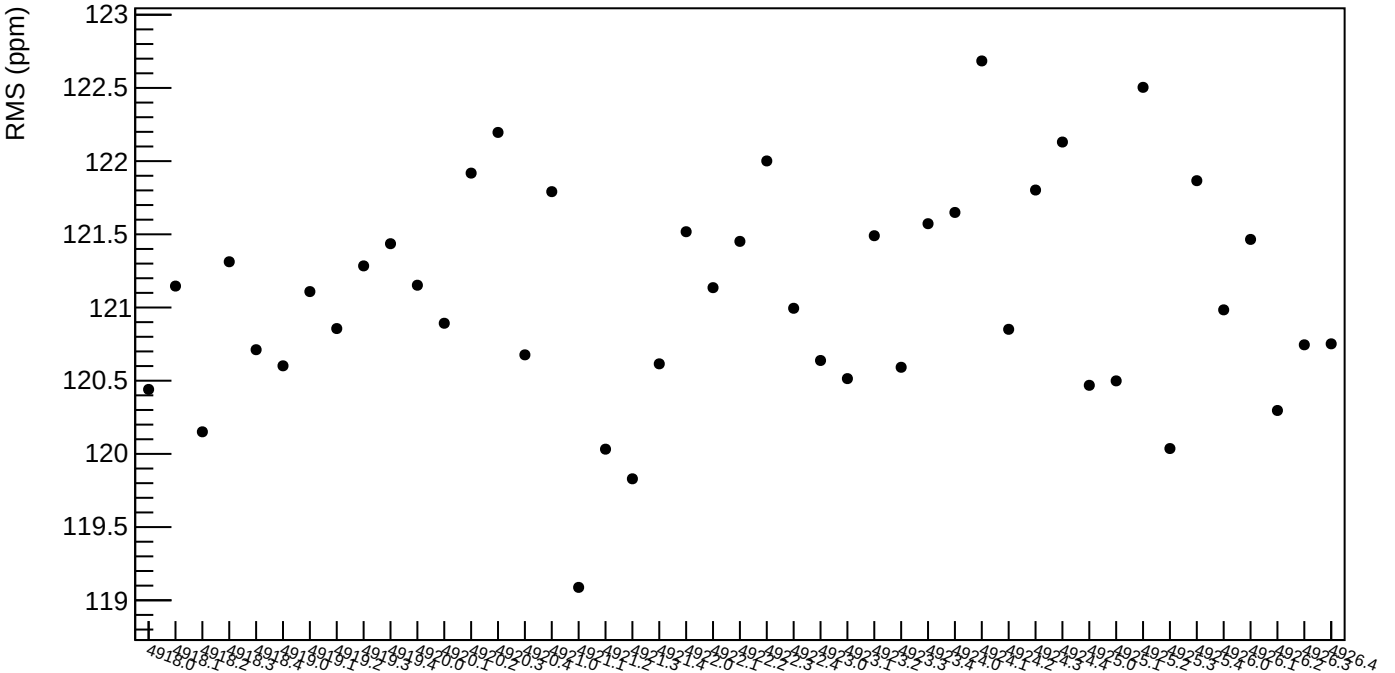

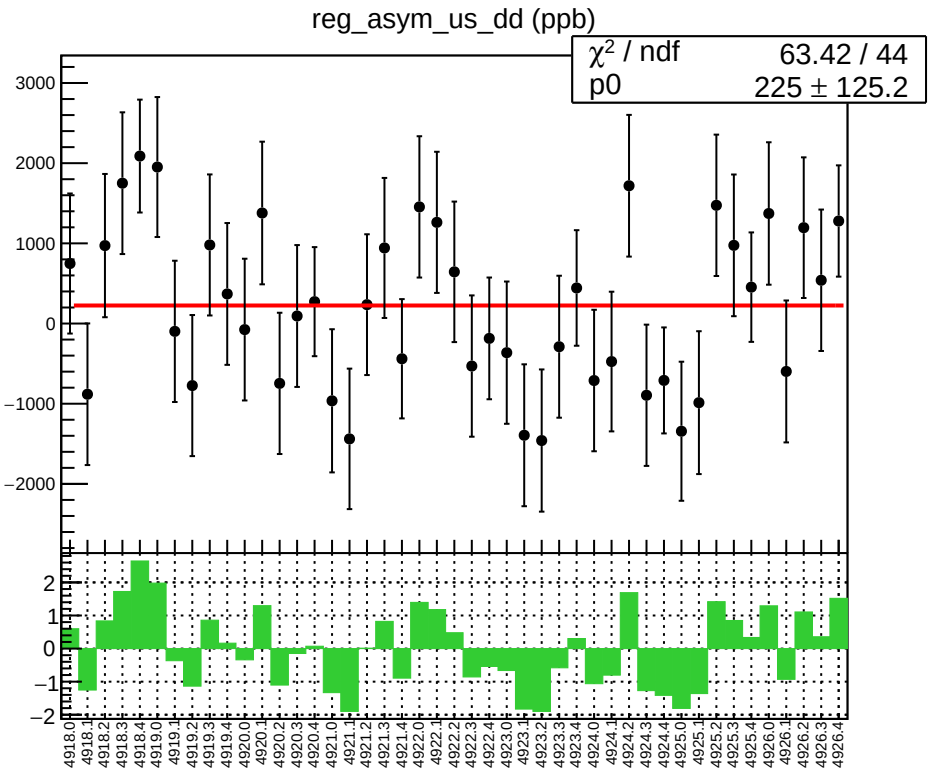
reg_asym_us_dd (ppb)
χ² / ndf 63.42 / 44
p0 225 ± 125.2

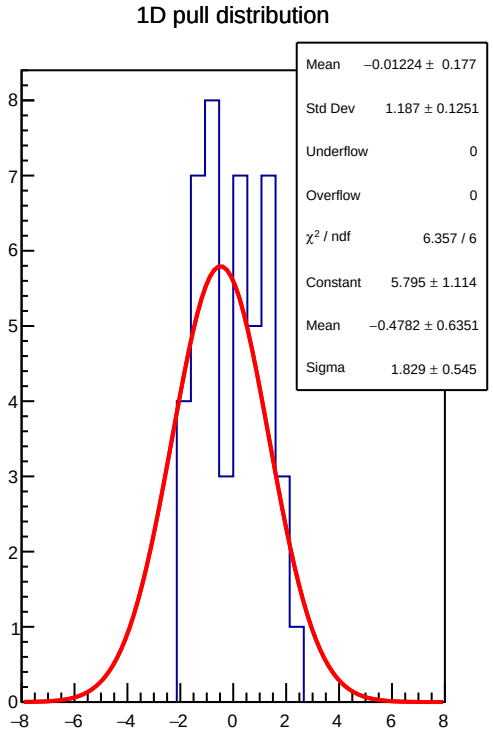
1D pull distribution
Mean −0.01224 ± 0.177
Std Dev 1.187 ± 0.1251
Underflow 0
Overflow 0
χ² / ndf 6.357 / 6
Constant 5.795 ± 1.114
Mean −0.4782 ± 0.6351
Sigma 1.829 ± 0.545

reg_asym_us_dd RMS (ppm)

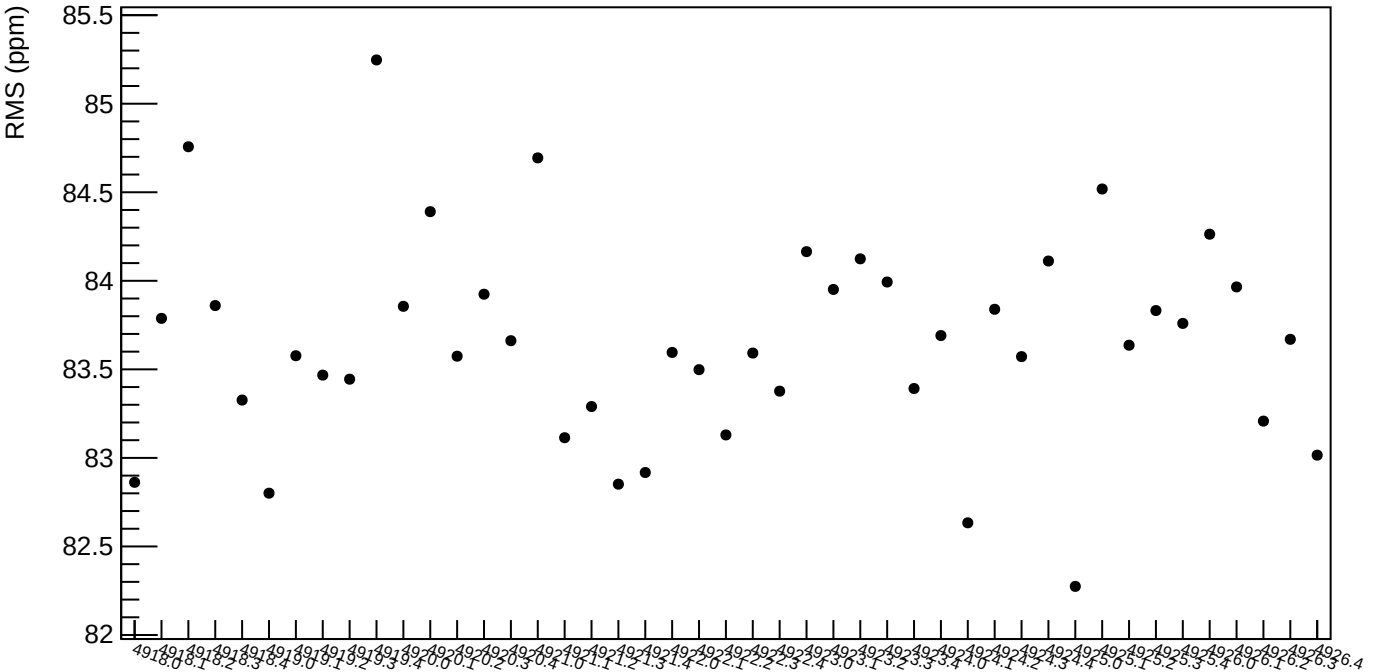

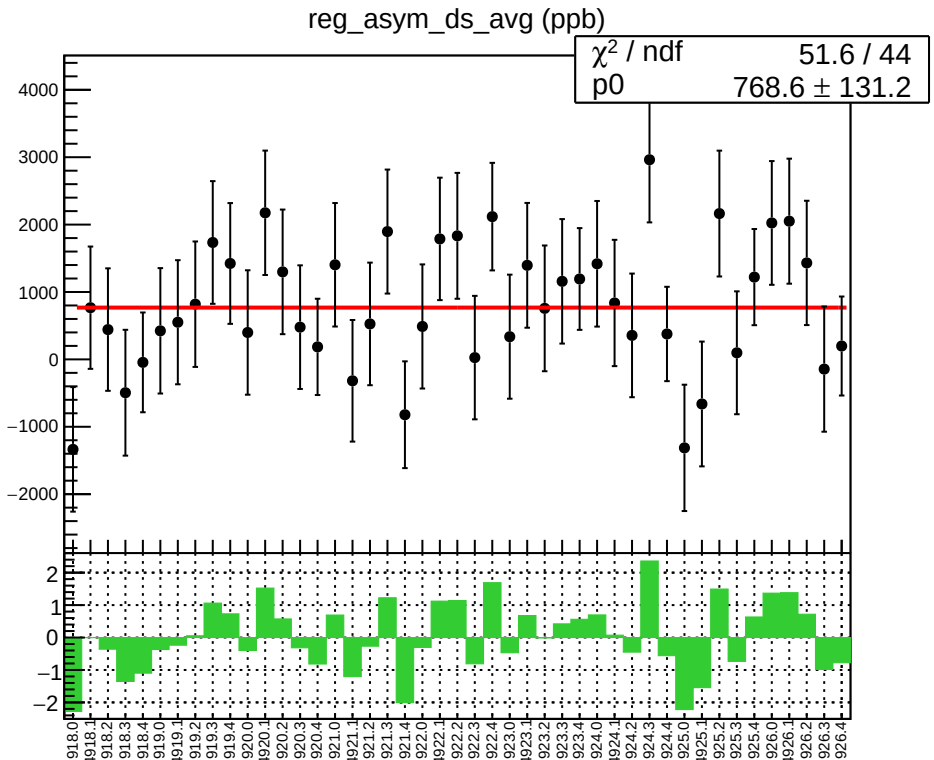
reg_asym_ds_avg (ppb)
χ² / ndf 51.6 / 44
p0 768.6 ± 131.2
4000
3000
2000
1000
0
−1000
−2000
2
1
0
−1
−2
4918.0
4918.1
4918.2
4918.3
4918.4
4919.0
4919.1
4919.2
4919.3
4919.4
4920.0
4920.1
4920.2
4920.3
4920.4
4921.0
4921.1
4921.2
4921.3
4921.4
4922.0
4922.1
4922.2
4922.3
4922.4
4923.0
4923.1
4923.2
4923.3
4923.4
4924.0
4924.1
4924.2
4924.3
4924.4
4925.0
4925.1
4925.2
4925.3
4925.4
4926.0
4926.1
4926.2
4926.3
4926.4

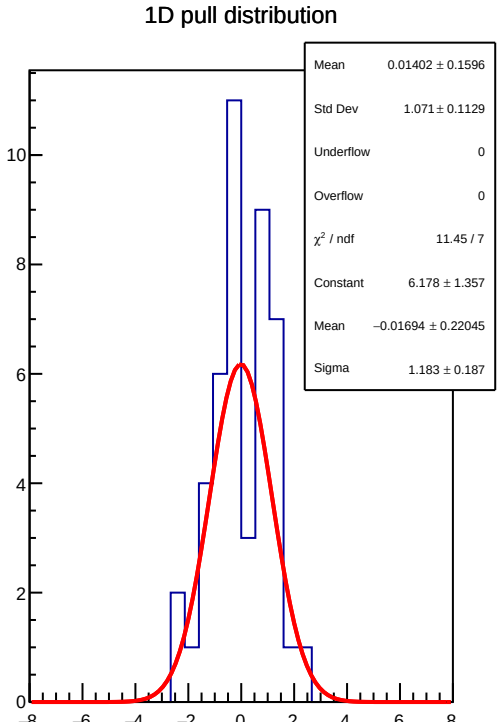
1D pull distribution
Mean 0.01402 ± 0.1596
Std Dev 1.071 ± 0.1129
Underflow 0
Overflow 0
χ² / ndf 11.45 / 7
Constant 6.178 ± 1.357
Mean −0.01694 ± 0.22045
Sigma 1.183 ± 0.187
10
8
6
4
2
0
−8
−6
−4
−2
0
2
4
6
8

reg_asym_ds_avg RMS (ppm)

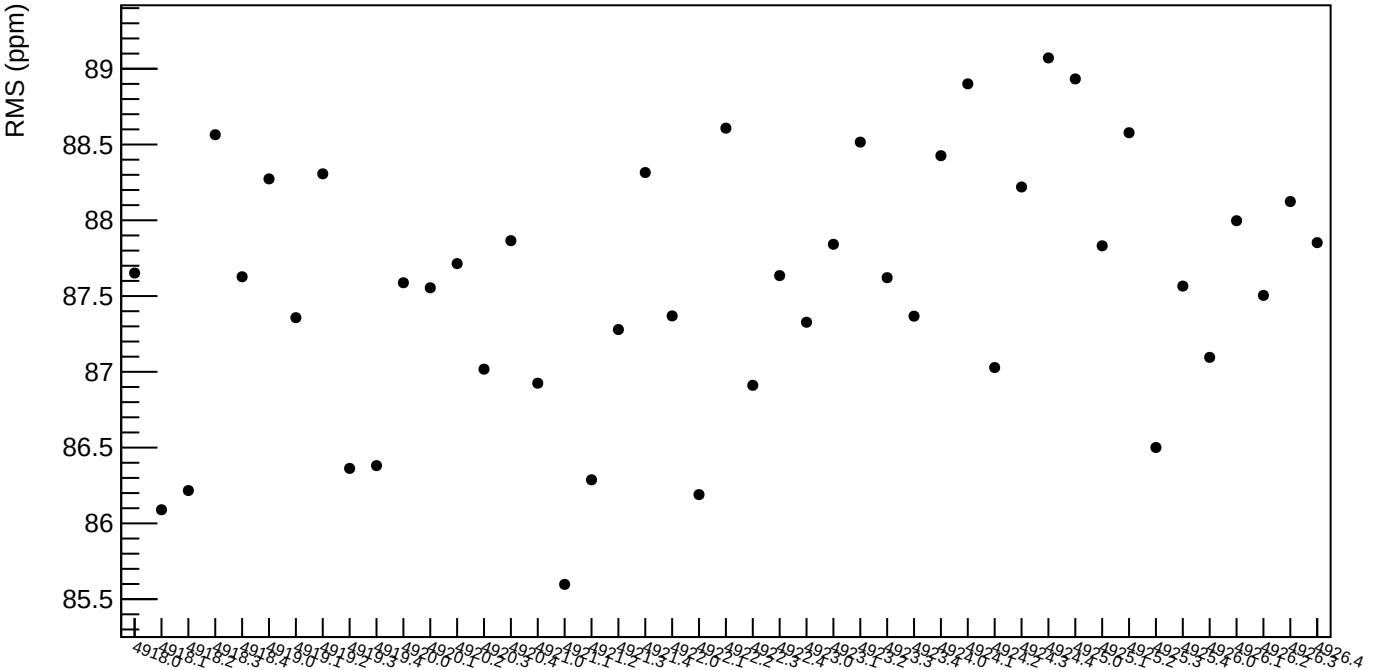

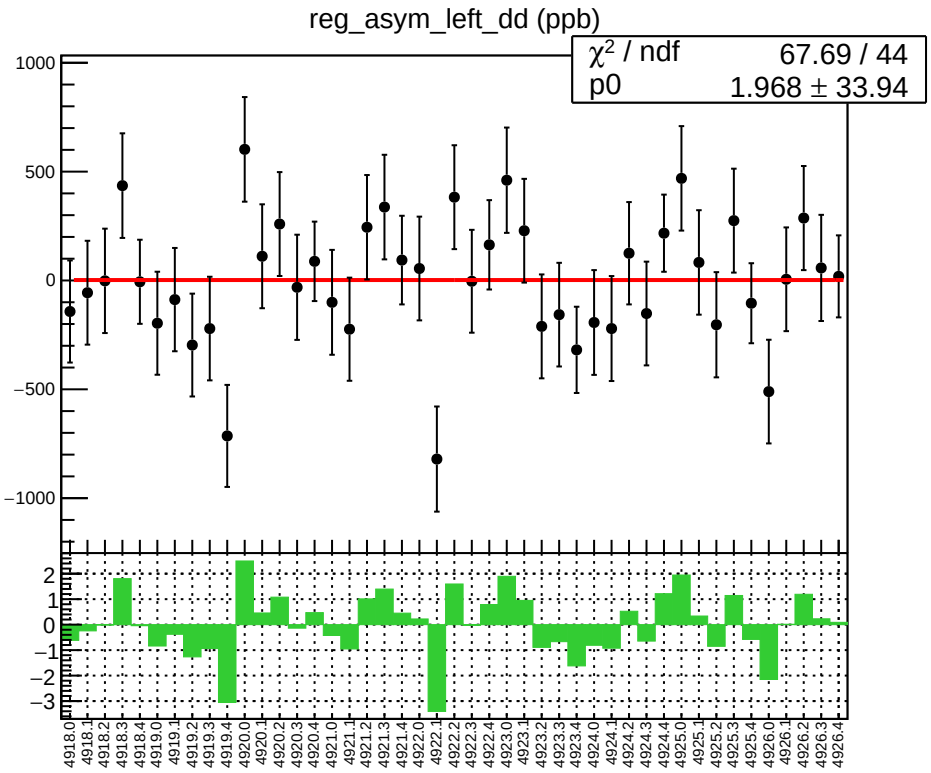
reg_asym_left_dd (ppb)
χ² / ndf 67.69 / 44
p0 1.968 ± 33.94
1000
500
0
−500
−1000
2
1
0
−1
−2
−3
4918.0
4918.1
4918.2
4918.3
4918.4
4919.0
4919.1
4919.2
4919.3
4919.4
4920.0
4920.1
4920.2
4920.3
4920.4
4921.0
4921.1
4921.2
4921.3
4921.4
4922.0
4922.1
4922.2
4922.3
4922.4
4923.0
4923.1
4923.2
4923.3
4923.4
4924.0
4924.1
4924.2
4924.3
4924.4
4925.0
4925.1
4925.2
4925.3
4925.4
4926.0
4926.1
4926.2
4926.3
4926.4

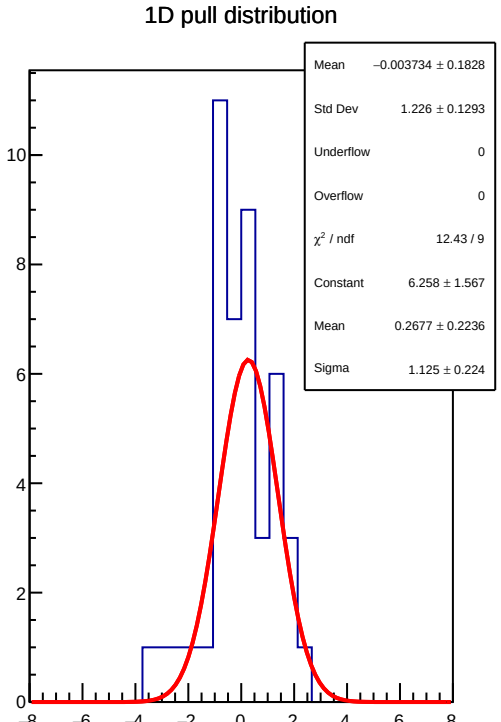
1D pull distribution
Mean −0.003734 ± 0.1828
Std Dev 1.226 ± 0.1293
Underflow 0
Overflow 0
χ² / ndf 12.43 / 9
Constant 6.258 ± 1.567
Mean 0.2677 ± 0.2236
Sigma 1.125 ± 0.224
10
8
6
4
2
0
−8
−6
−4
−2
0
2
4
6
8

reg_asym_left_dd RMS (ppm)

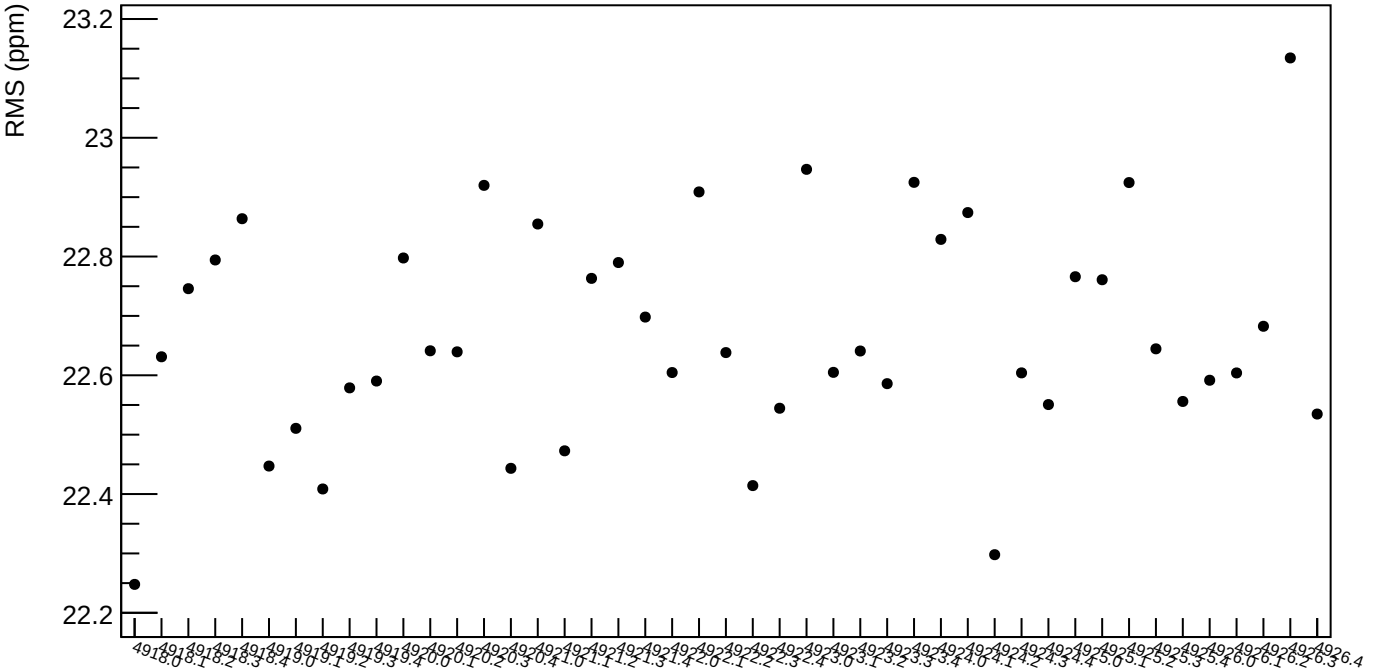

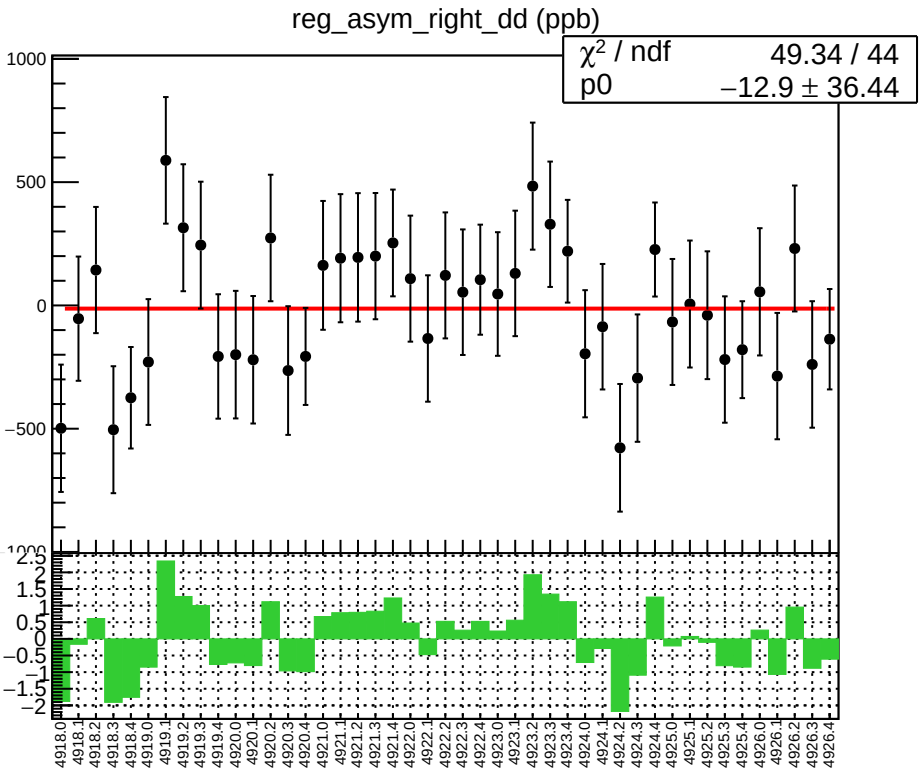
reg_asym_right_dd (ppb)
χ² / ndf 49.34 / 44
p0 −12.9 ± 36.44
1000
500
0
−500
−1000
2.5
2
1.5
1
0.5
0
−0.5
−1
−1.5
−2
4918.0
4918.1
4918.2
4918.3
4918.4
4919.0
4919.1
4919.2
4919.3
4919.4
4920.0
4920.1
4920.2
4920.3
4920.4
4921.0
4921.1
4921.2
4921.3
4921.4
4922.0
4922.1
4922.2
4922.3
4922.4
4923.0
4923.1
4923.2
4923.3
4923.4
4924.0
4924.1
4924.2
4924.3
4924.4
4925.0
4925.1
4925.2
4925.3
4925.4
4926.0
4926.1
4926.2
4926.3
4926.4

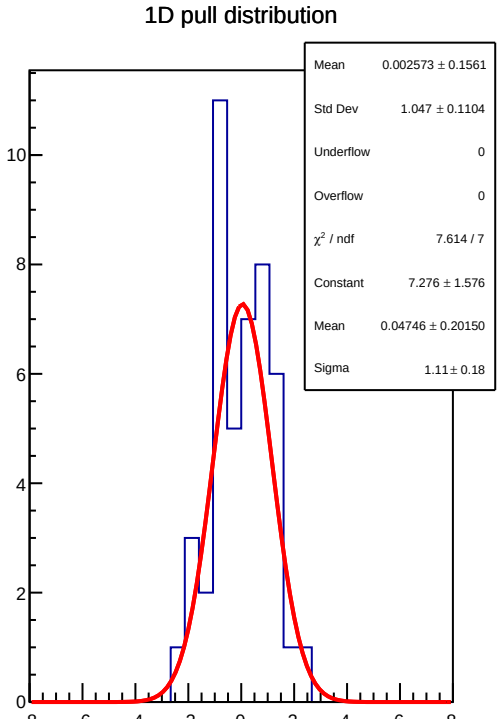
1D pull distribution
Mean 0.002573 ± 0.1561
Std Dev 1.047 ± 0.1104
Underflow 0
Overflow 0
χ² / ndf 7.614 / 7
Constant 7.276 ± 1.576
Mean 0.04746 ± 0.20150
Sigma 1.11 ± 0.18
10
8
6
4
2
0
−8
−6
−4
−2
0
2
4
6
8
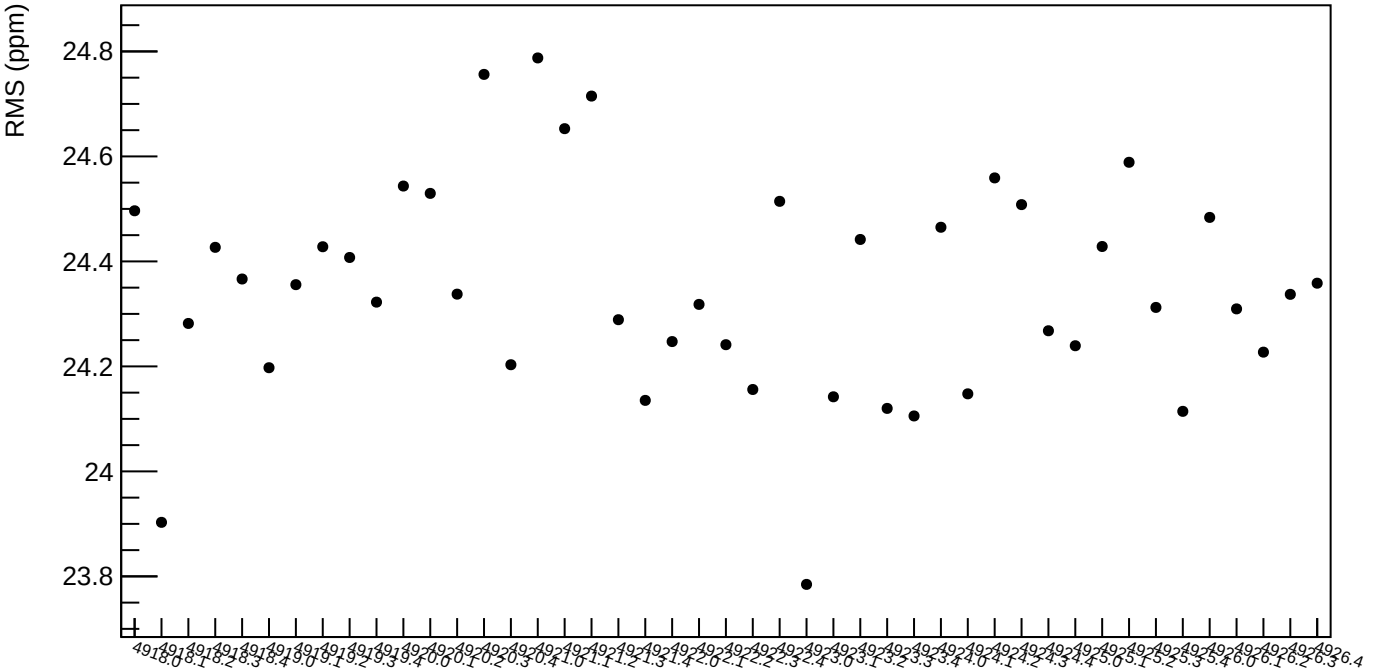
reg_asym_right_dd RMS (ppm)