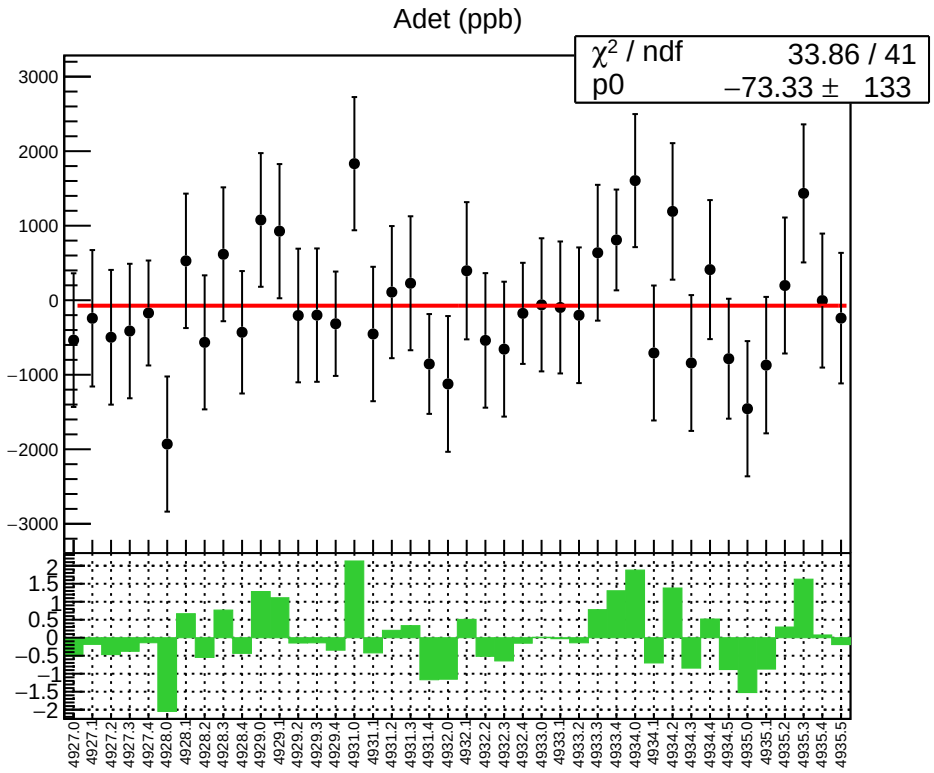
Adet (ppb)
χ² / ndf 33.86 / 41
p0 −73.33 ± 133
3000
2000
1000
0
−1000
−2000
−3000
2
1.5
1
0.5
0
−0.5
−1
−1.5
−2
4927.0
4927.1
4927.2
4927.3
4927.4
4928.0
4928.1
4928.2
4928.3
4928.4
4929.0
4929.1
4929.2
4929.3
4929.4
4931.0
4931.1
4931.2
4931.3
4931.4
4932.0
4932.1
4932.2
4932.3
4932.4
4933.0
4933.1
4933.2
4933.3
4933.4
4934.0
4934.1
4934.2
4934.3
4934.4
4934.5
4935.0
4935.1
4935.2
4935.3
4935.4
4935.5

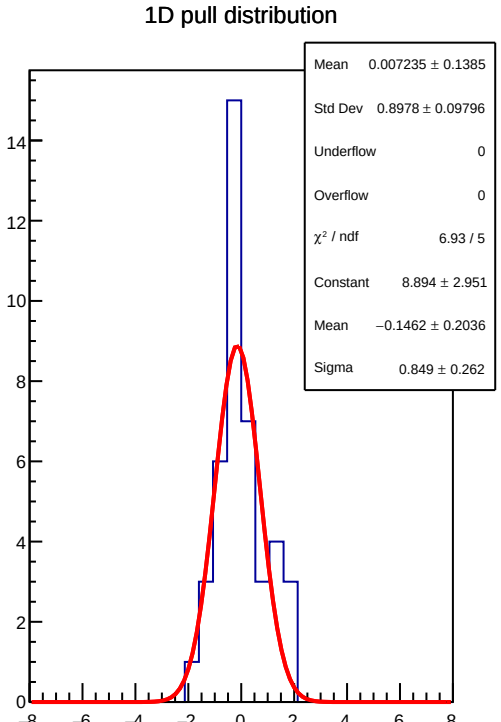
1D pull distribution
Mean 0.007235 ± 0.1385
Std Dev 0.8978 ± 0.09796
Underflow 0
Overflow 0
χ² / ndf 6.93 / 5
Constant 8.894 ± 2.951
Mean −0.1462 ± 0.2036
Sigma 0.849 ± 0.262
14
12
10
8
6
4
2
0
−8
−6
−4
−2
0
2
4
6
8

Adet RMS (ppm)

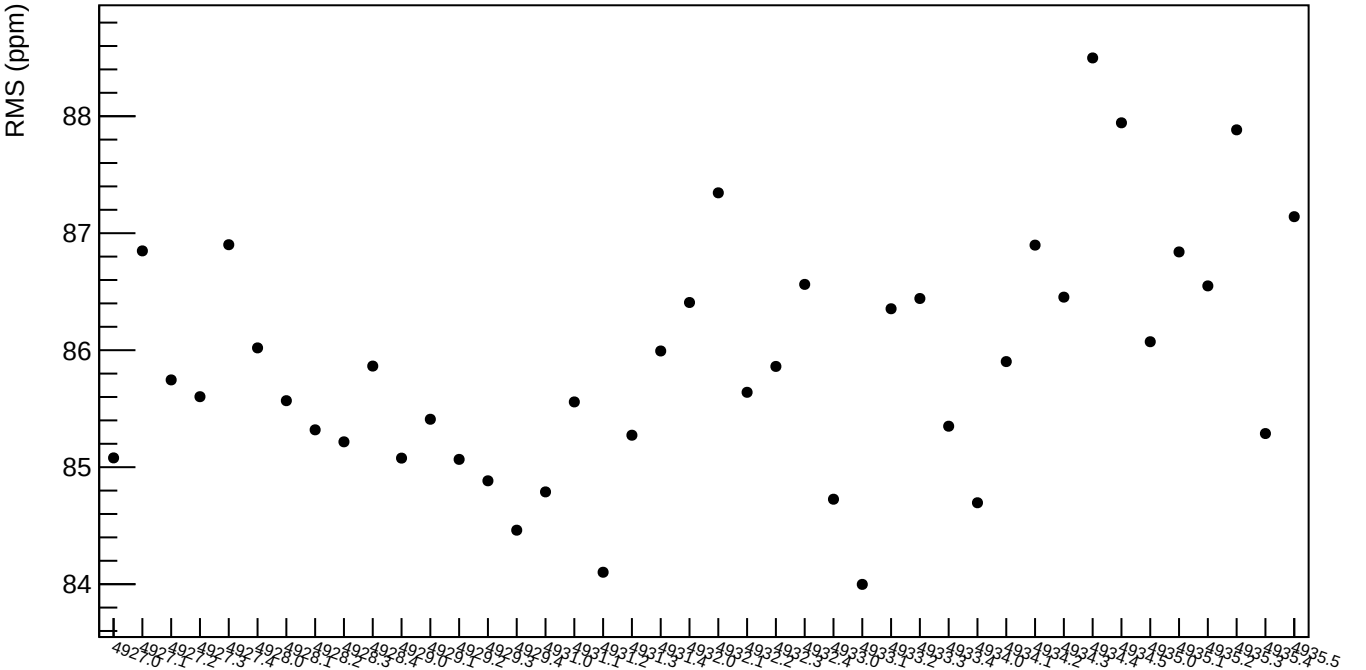
RMS (ppm)
88
87
86
85
84
4927.0
4927.1
4927.2
4927.3
4927.4
4928.0
4928.1
4928.2
4928.3
4928.4
4929.0
4929.1
4929.2
4929.3
4929.4
4931.0
4931.1
4931.2
4931.3
4931.4
4932.0
4932.1
4932.2
4932.3
4932.4
4933.0
4933.1
4933.2
4933.3
4933.4
4934.0
4934.1
4934.2
4934.3
4934.4
4934.5
4935.0
4935.1
4935.2
4935.3
4935.4
4935.5

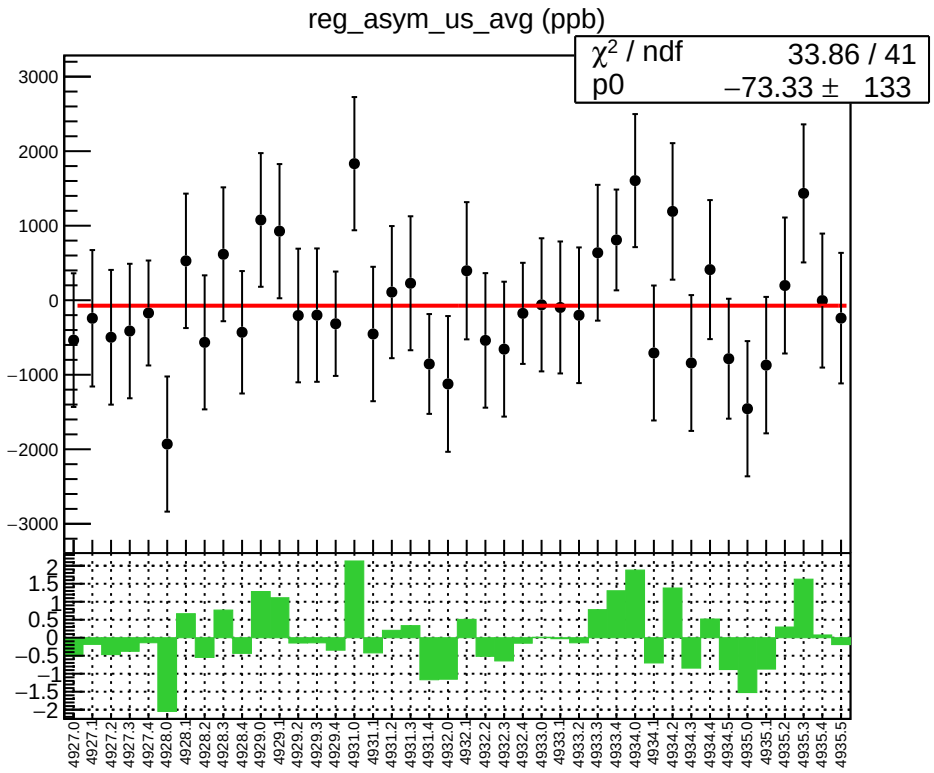
reg_asym_us_avg (ppb)
χ² / ndf 33.86 / 41
p0 −73.33 ± 133
3000
2000
1000
0
−1000
−2000
−3000
2
1.5
1
0.5
0
−0.5
−1
−1.5
−2
4927.0
4927.1
4927.2
4927.3
4927.4
4928.0
4928.1
4928.2
4928.3
4928.4
4929.0
4929.1
4929.2
4929.3
4929.4
4931.0
4931.1
4931.2
4931.3
4931.4
4932.0
4932.1
4932.2
4932.3
4932.4
4933.0
4933.1
4933.2
4933.3
4933.4
4934.0
4934.1
4934.2
4934.3
4934.4
4934.5
4935.0
4935.1
4935.2
4935.3
4935.4
4935.5

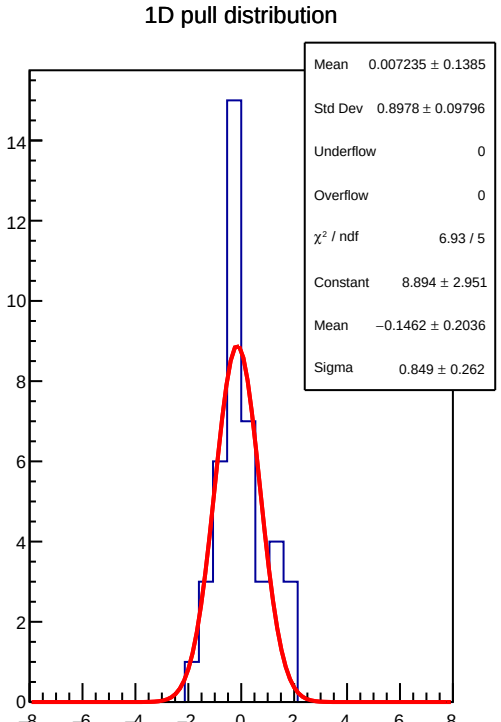
1D pull distribution
Mean 0.007235 ± 0.1385
Std Dev 0.8978 ± 0.09796
Underflow 0
Overflow 0
χ² / ndf 6.93 / 5
Constant 8.894 ± 2.951
Mean −0.1462 ± 0.2036
Sigma 0.849 ± 0.262
14
12
10
8
6
4
2
0
−8
−6
−4
−2
0
2
4
6
8

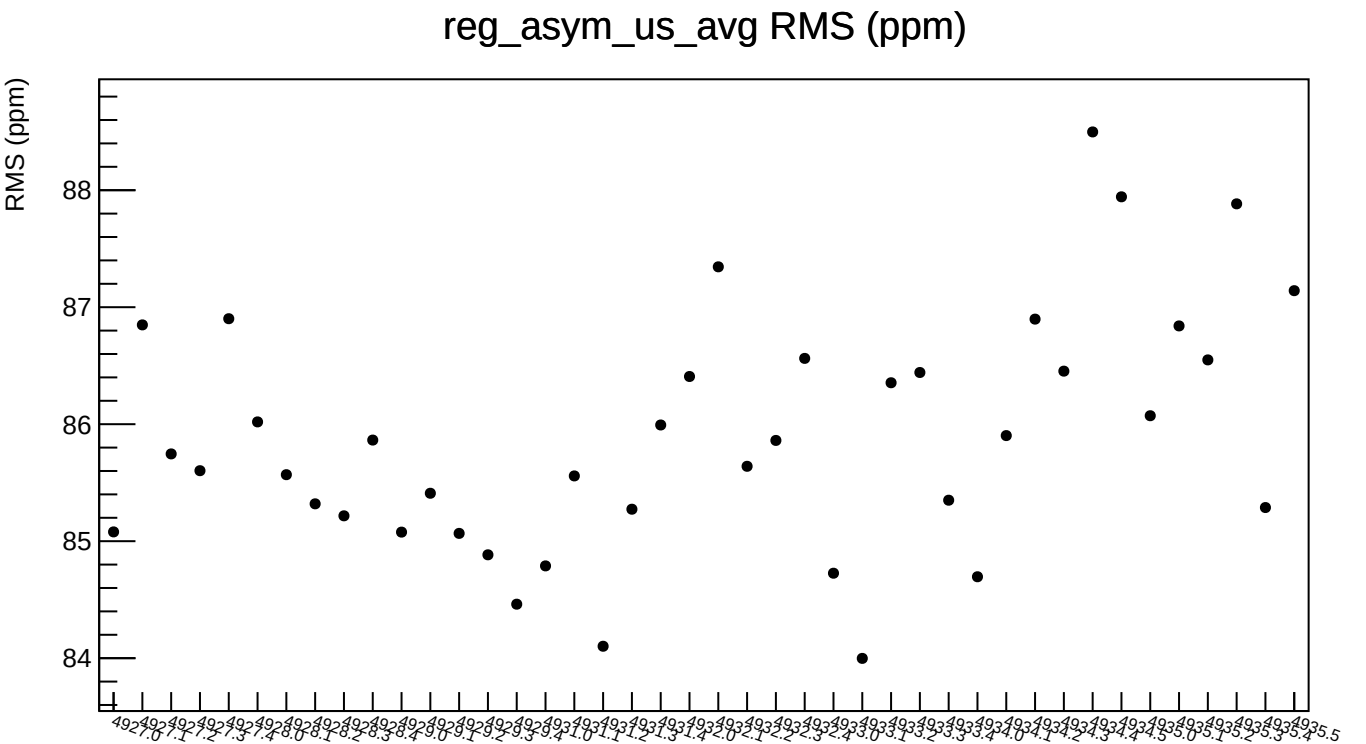
reg_asym_us_avg RMS (ppm)
RMS (ppm)
88
87
86
85
84
4927.0
4927.1
4927.2
4927.3
4927.4
4928.0
4928.1
4928.2
4928.3
4928.4
4929.0
4929.1
4929.2
4929.3
4929.4
4931.0
4931.1
4931.2
4931.3
4931.4
4932.0
4932.1
4932.2
4932.3
4932.4
4933.0
4933.1
4933.2
4933.3
4933.4
4934.0
4934.1
4934.2
4934.3
4934.4
4934.5
4935.0
4935.1
4935.2
4935.3
4935.4
4935.5

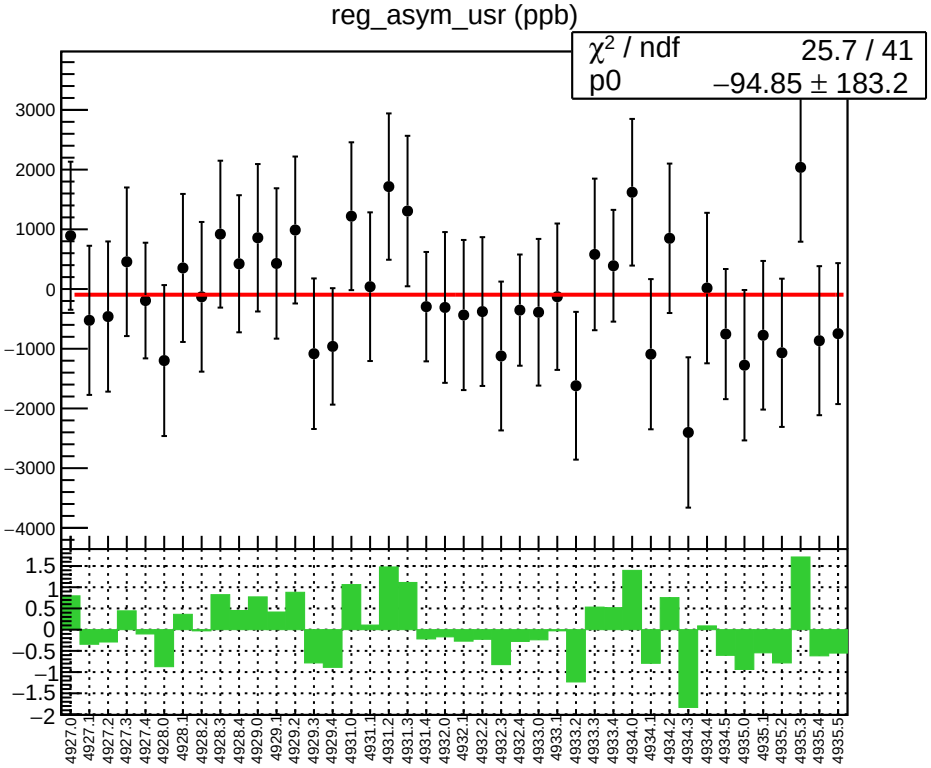
reg_asym_usr (ppb)
χ² / ndf 25.7 / 41
p0 −94.85 ± 183.2
3000
2000
1000
0
−1000
−2000
−3000
−4000
1.5
1
0.5
0
−0.5
−1
−1.5
−2
4927.0
4927.1
4927.2
4927.3
4927.4
4928.0
4928.1
4928.2
4928.3
4928.4
4929.0
4929.1
4929.2
4929.3
4929.4
4931.0
4931.1
4931.2
4931.3
4931.4
4932.0
4932.1
4932.2
4932.3
4932.4
4933.0
4933.1
4933.2
4933.3
4933.4
4934.0
4934.1
4934.2
4934.3
4934.4
4934.5
4935.0
4935.1
4935.2
4935.3
4935.4
4935.5

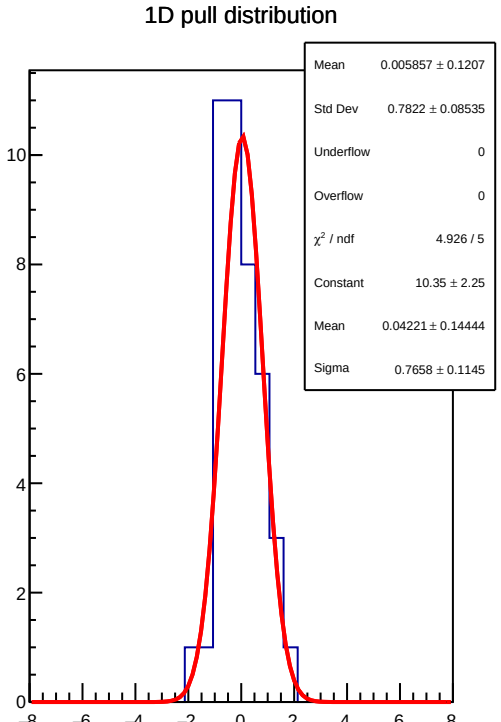
1D pull distribution
Mean 0.005857 ± 0.1207
Std Dev 0.7822 ± 0.08535
Underflow 0
Overflow 0
χ² / ndf 4.926 / 5
Constant 10.35 ± 2.25
Mean 0.04221 ± 0.14444
Sigma 0.7658 ± 0.1145
10
8
6
4
2
0
−8
−6
−4
−2
0
2
4
6
8

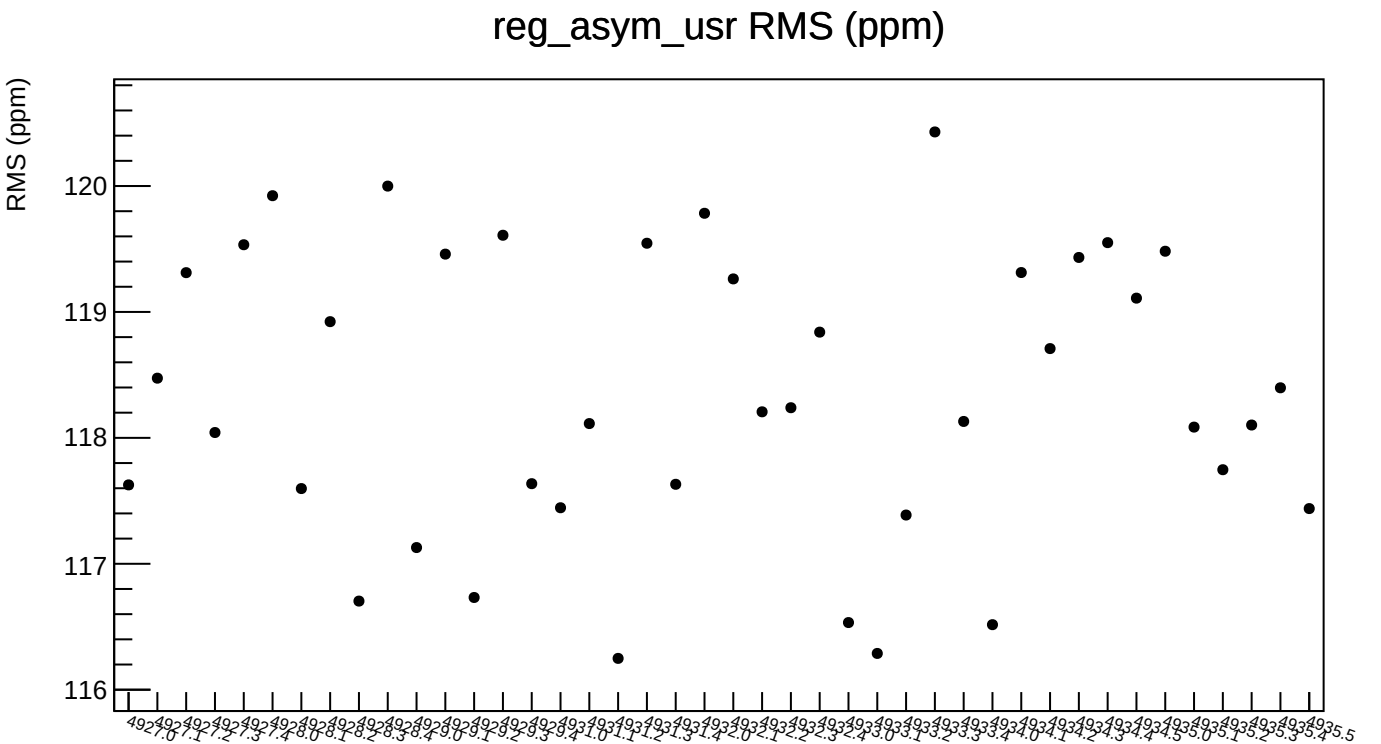
reg_asym_usr RMS (ppm)
RMS (ppm)
120
119
118
117
116

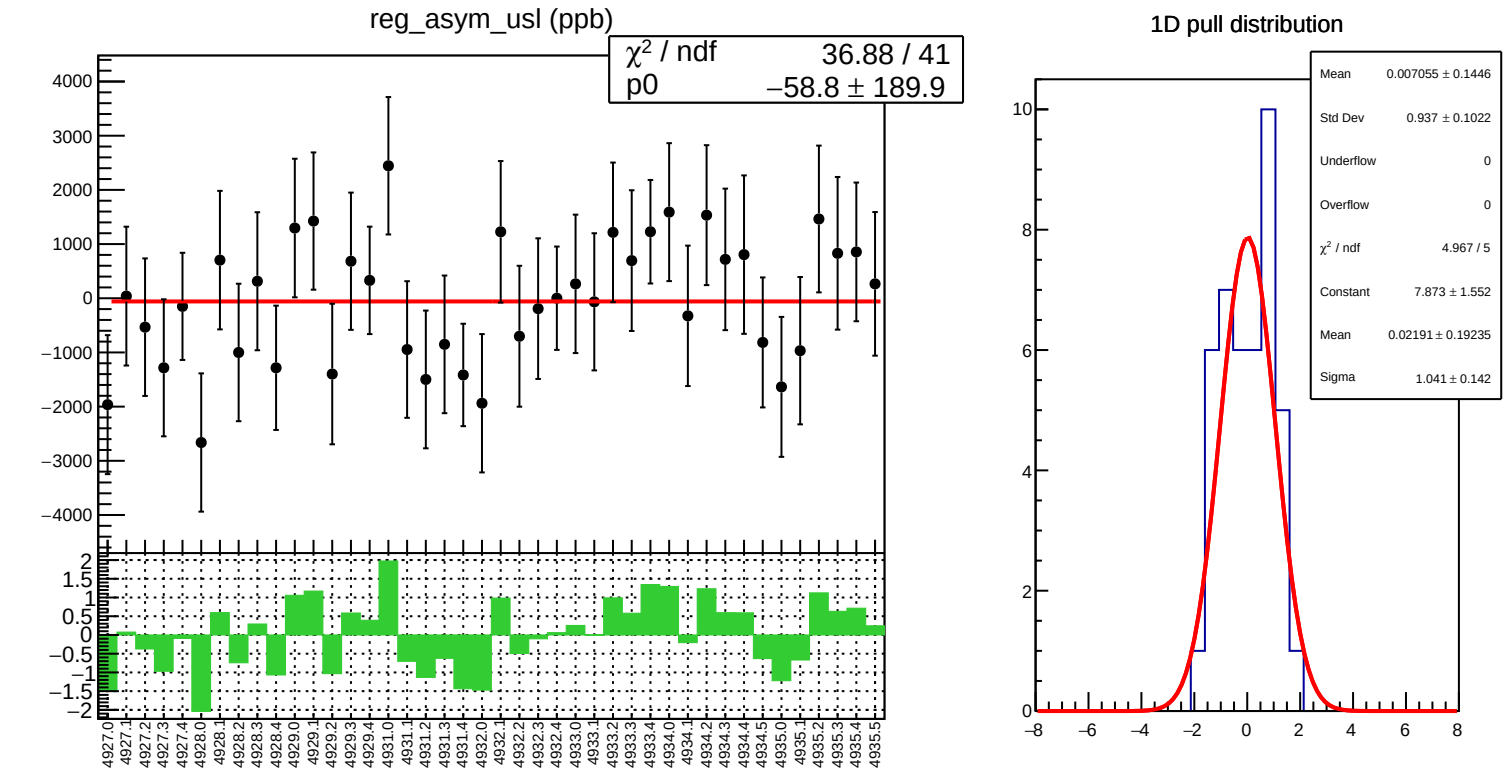
reg_asym_usl (ppb)
χ² / ndf 36.88 / 41
p0 −58.8 ± 189.9
1D pull distribution
Mean 0.007055 ± 0.1446
Std Dev 0.937 ± 0.1022
Underflow 0
Overflow 0
χ² / ndf 4.967 / 5
Constant 7.873 ± 1.552
Mean 0.02191 ± 0.19235
Sigma 1.041 ± 0.142

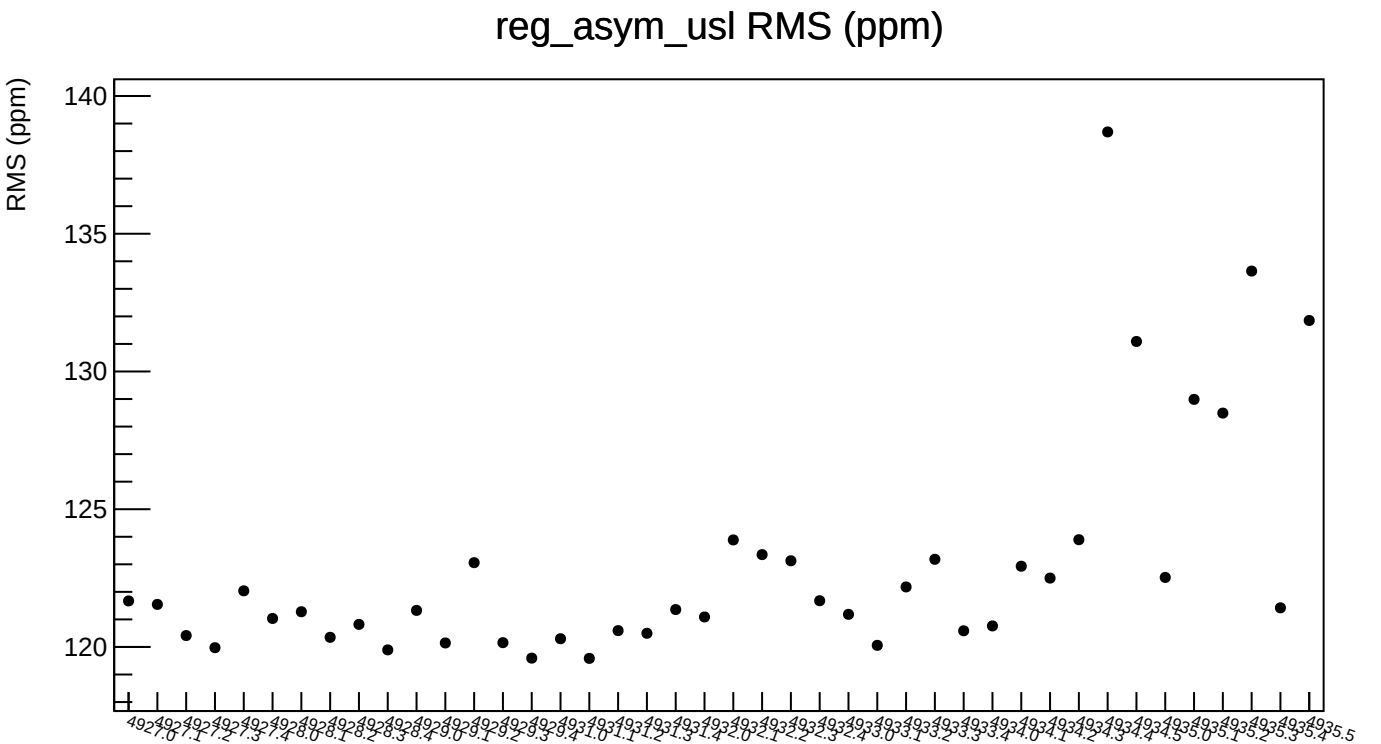
reg_asym_usl RMS (ppm)
RMS (ppm)
140
135
130
125
120

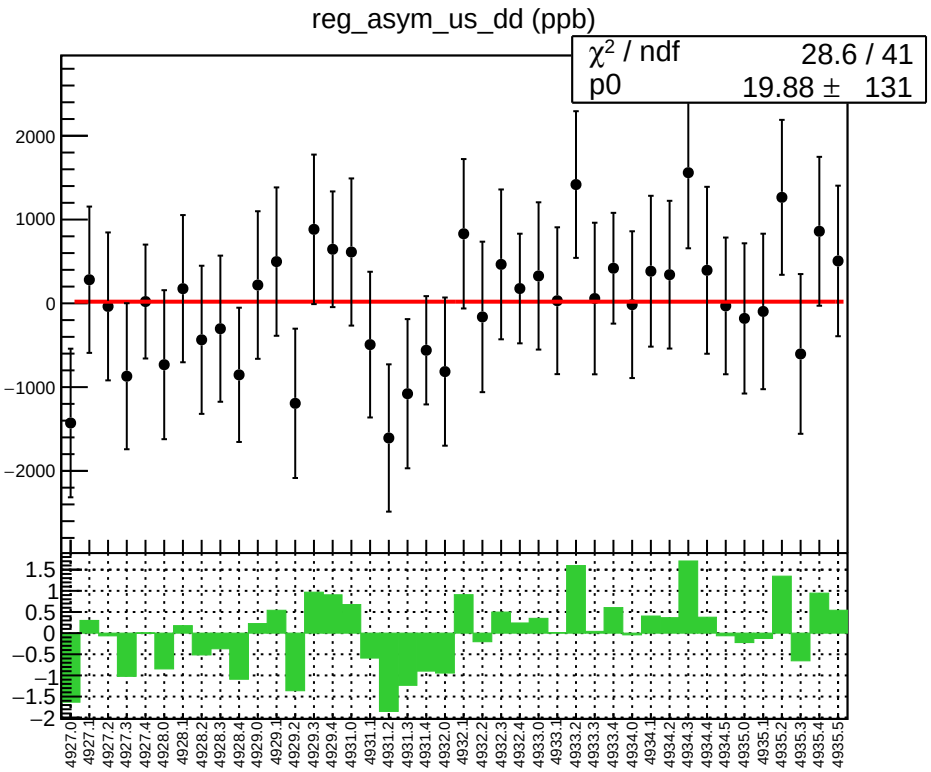
reg_asym_us_dd (ppb)
χ² / ndf 28.6 / 41
p0 19.88 ± 131
2000
1000
0
−1000
−2000
1.5
1
0.5
0
−0.5
−1
−1.5
−2
4927.0
4927.1
4927.2
4927.3
4927.4
4928.0
4928.1
4928.2
4928.3
4928.4
4929.0
4929.1
4929.2
4929.3
4929.4
4931.0
4931.1
4931.2
4931.3
4931.4
4932.0
4932.1
4932.2
4932.3
4932.4
4933.0
4933.1
4933.2
4933.3
4933.4
4934.0
4934.1
4934.2
4934.3
4934.4
4934.5
4935.0
4935.1
4935.2
4935.3
4935.4
4935.5

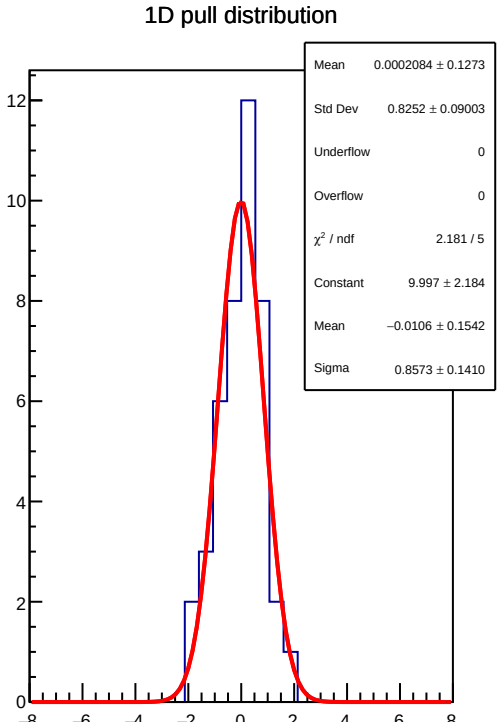
1D pull distribution
Mean 0.0002084 ± 0.1273
Std Dev 0.8252 ± 0.09003
Underflow 0
Overflow 0
χ² / ndf 2.181 / 5
Constant 9.997 ± 2.184
Mean −0.0106 ± 0.1542
Sigma 0.8573 ± 0.1410
12
10
8
6
4
2
0
−8
−6
−4
−2
0
2
4
6
8

reg_asym_us_dd RMS (ppm)

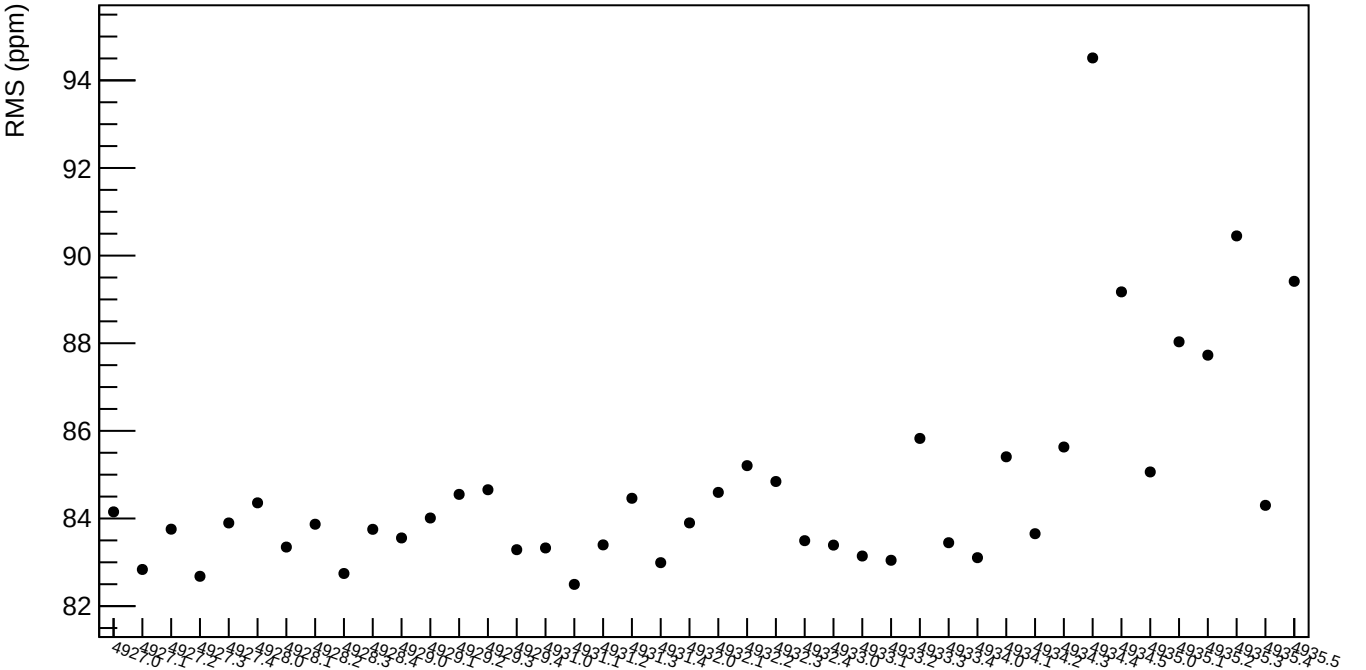

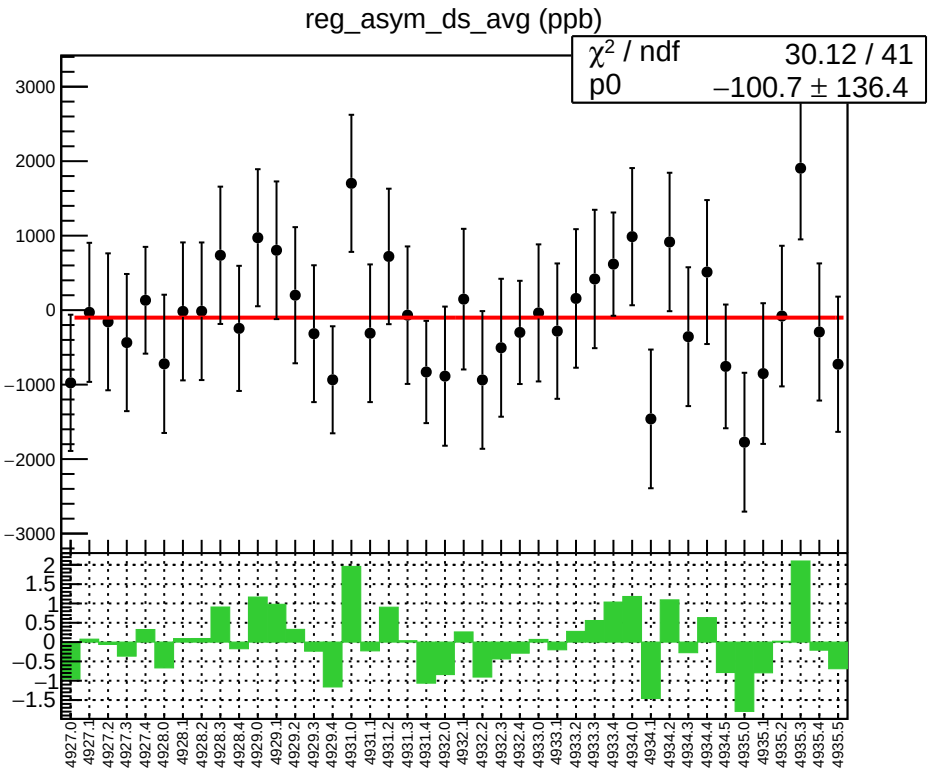
reg_asym_ds_avg (ppb)
χ² / ndf 30.12 / 41
p0 −100.7 ± 136.4
3000
2000
1000
0
−1000
−2000
−3000
2
1.5
1
0.5
0
−0.5
−1
−1.5
4927.0
4927.1
4927.2
4927.3
4927.4
4928.0
4928.1
4928.2
4928.3
4928.4
4929.0
4929.1
4929.2
4929.3
4929.4
4931.0
4931.1
4931.2
4931.3
4931.4
4932.0
4932.1
4932.2
4932.3
4932.4
4933.0
4933.1
4933.2
4933.3
4933.4
4934.0
4934.1
4934.2
4934.3
4934.4
4934.5
4935.0
4935.1
4935.2
4935.3
4935.4
4935.5

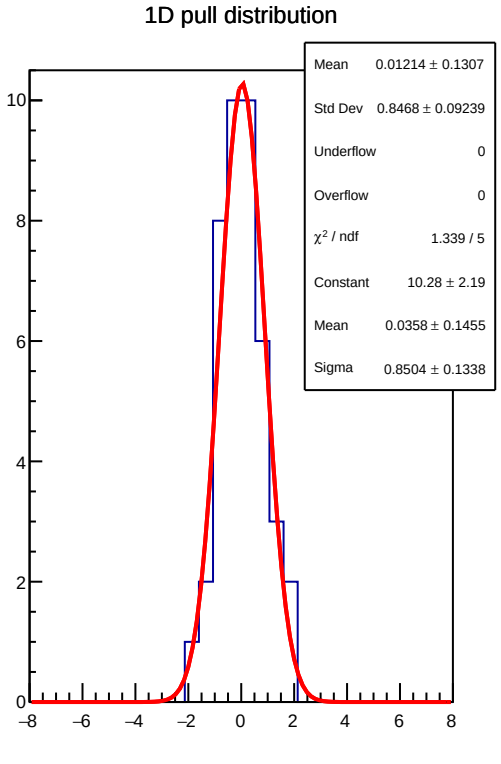
1D pull distribution
Mean 0.01214 ± 0.1307
Std Dev 0.8468 ± 0.09239
Underflow 0
Overflow 0
χ² / ndf 1.339 / 5
Constant 10.28 ± 2.19
Mean 0.0358 ± 0.1455
Sigma 0.8504 ± 0.1338
10
8
6
4
2
0
−8
−6
−4
−2
0
2
4
6
8

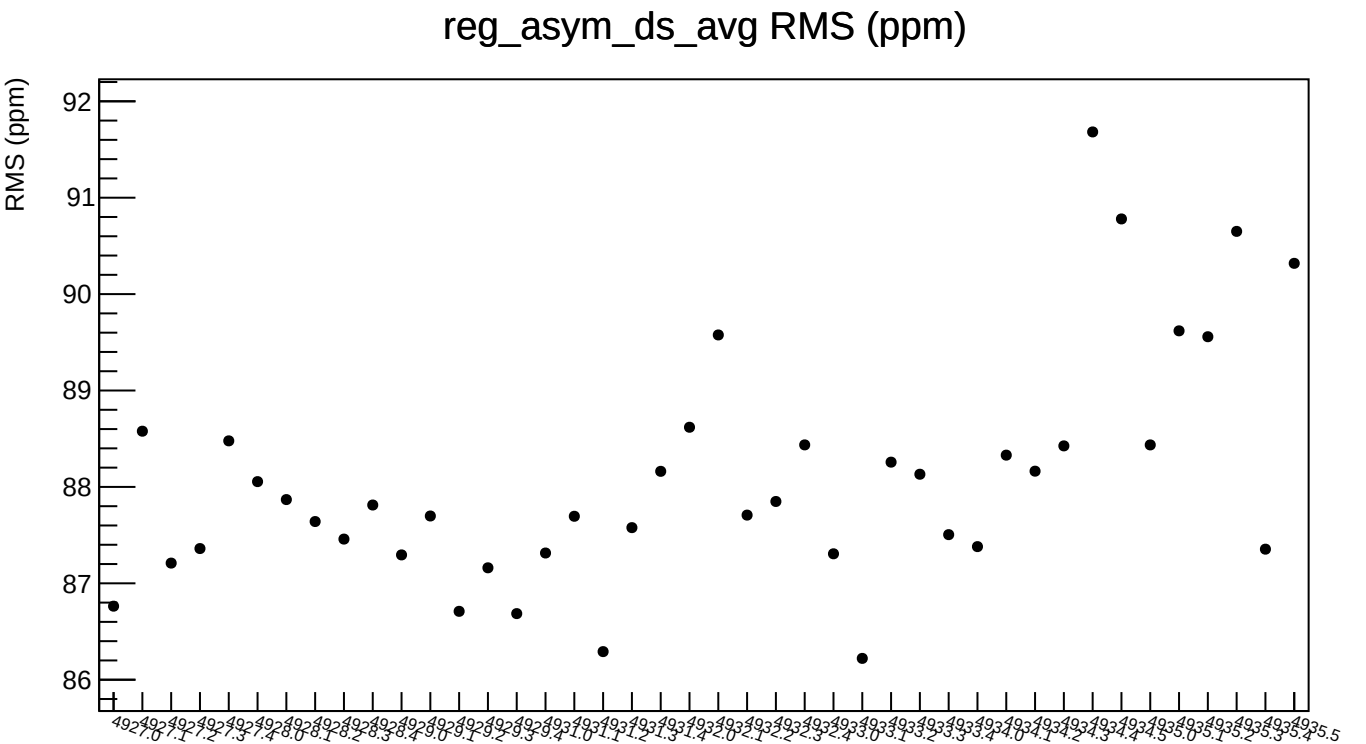
reg_asym_ds_avg RMS (ppm)
RMS (ppm)
92
91
90
89
88
87
86

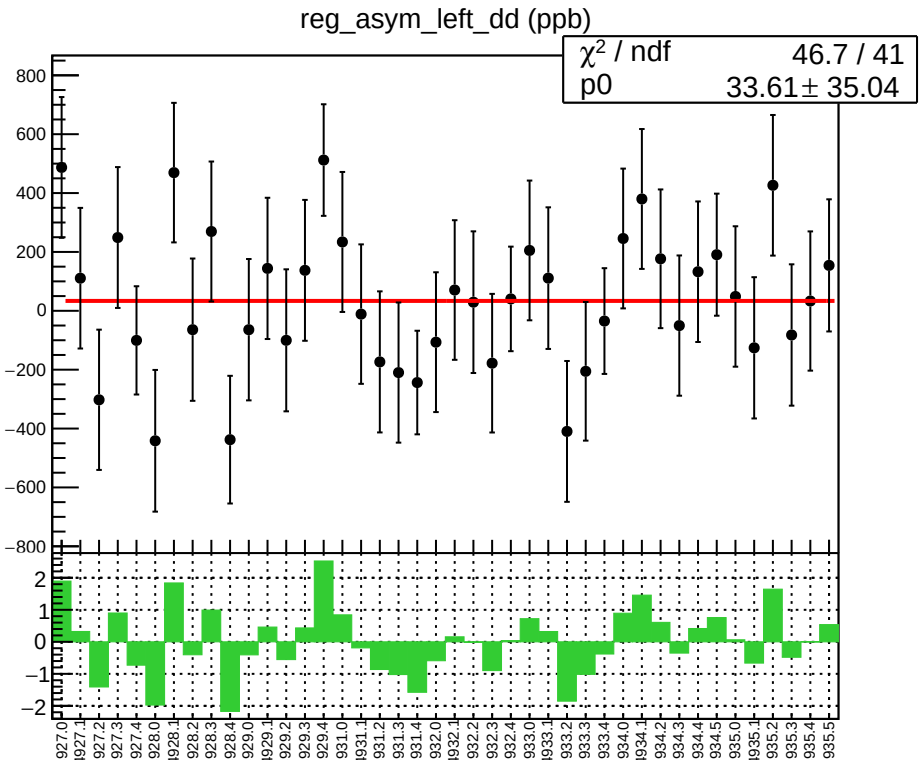
reg_asym_left_dd (ppb)
χ² / ndf 46.7 / 41
p0 33.61 ± 35.04
800
600
400
200
0
−200
−400
−600
−800
2
1
0
−1
−2
4927.0
4927.1
4927.2
4927.3
4927.4
4928.0
4928.1
4928.2
4928.3
4928.4
4929.0
4929.1
4929.2
4929.3
4929.4
4931.0
4931.1
4931.2
4931.3
4931.4
4932.0
4932.1
4932.2
4932.3
4932.4
4933.0
4933.1
4933.2
4933.3
4933.4
4934.0
4934.1
4934.2
4934.3
4934.4
4934.5
4935.0
4935.1
4935.2
4935.3
4935.4
4935.5

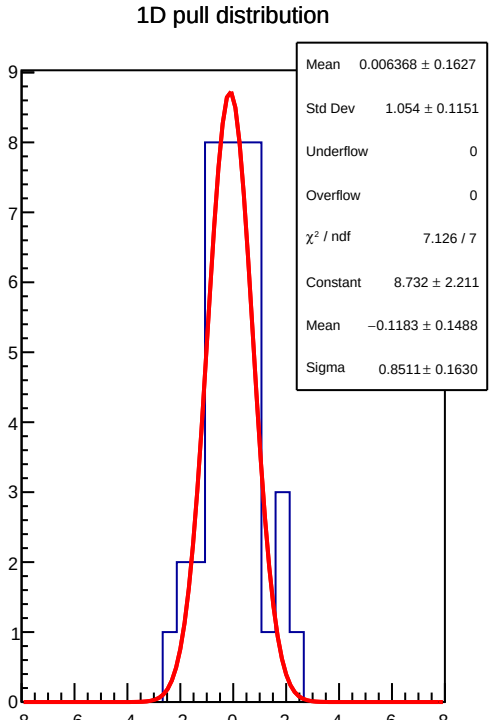
1D pull distribution
Mean 0.006368 ± 0.1627
Std Dev 1.054 ± 0.1151
Underflow 0
Overflow 0
χ² / ndf 7.126 / 7
Constant 8.732 ± 2.211
Mean −0.1183 ± 0.1488
Sigma 0.8511 ± 0.1630
9
8
7
6
5
4
3
2
1
0
−8
−6
−4
−2
0
2
4
6
8

reg_asym_left_dd RMS (ppm)

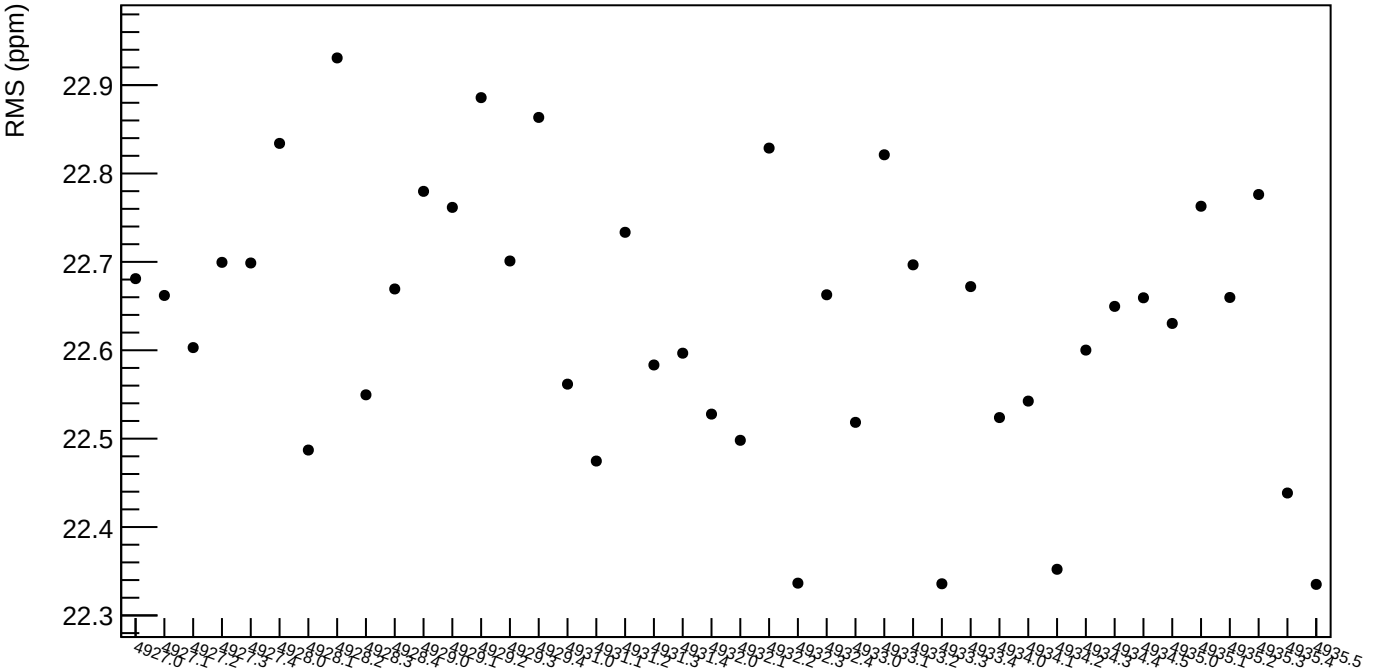

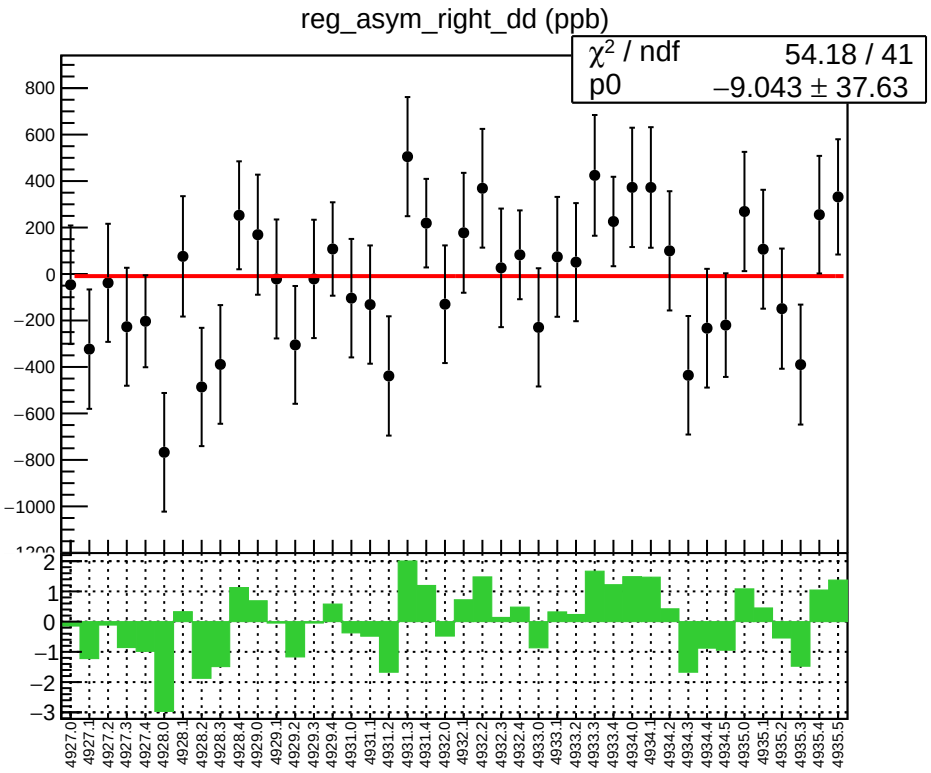
reg_asym_right_dd (ppb)
χ² / ndf 54.18 / 41
p0 −9.043 ± 37.63

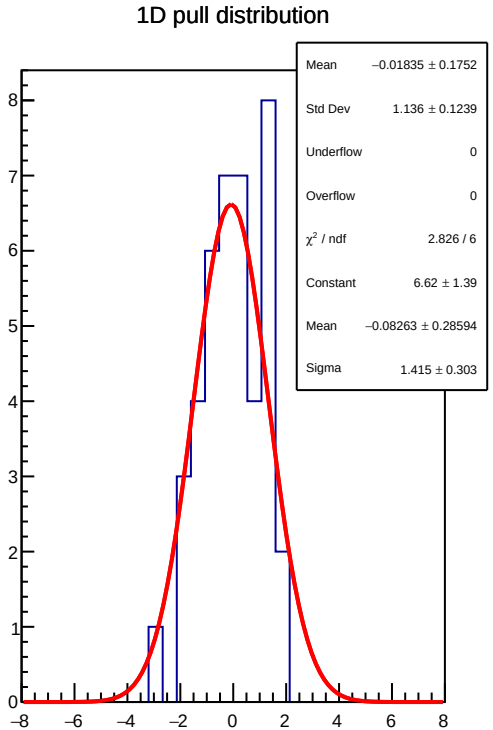
1D pull distribution
Mean −0.01835 ± 0.1752
Std Dev 1.136 ± 0.1239
Underflow 0
Overflow 0
χ² / ndf 2.826 / 6
Constant 6.62 ± 1.39
Mean −0.08263 ± 0.28594
Sigma 1.415 ± 0.303
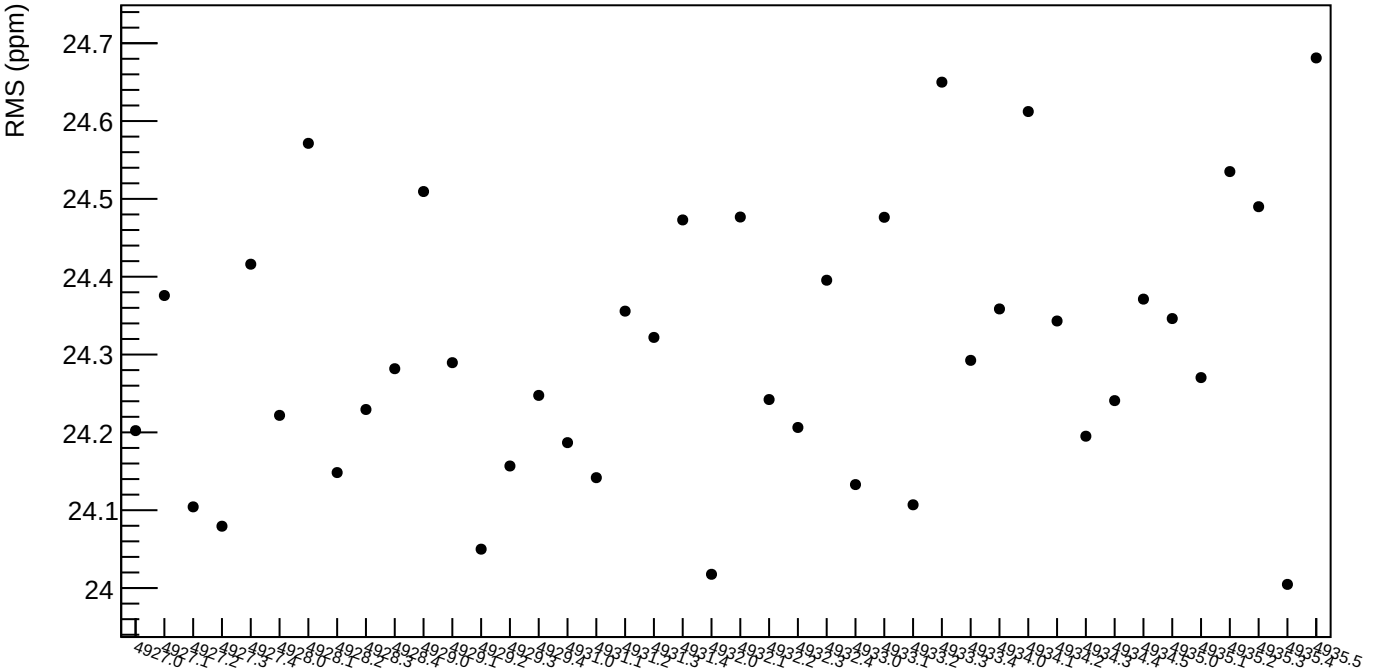
reg_asym_right_dd RMS (ppm)