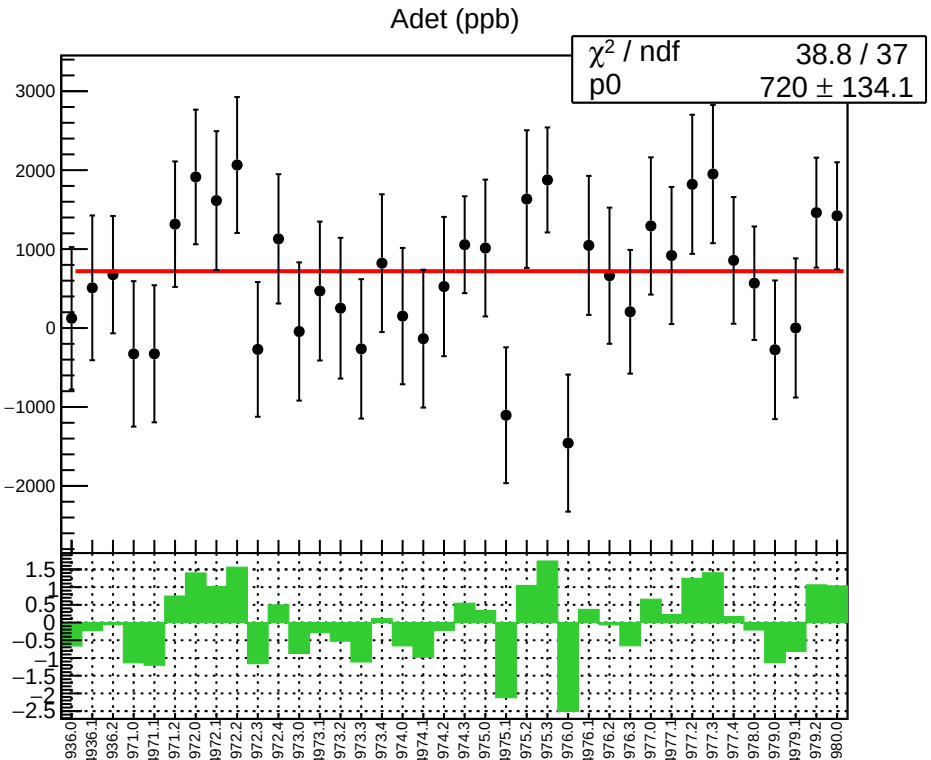
Adet (ppb)
χ² / ndf 38.8 / 37
p0 720 ± 134.1
3000
2000
1000
0
−1000
−2000
1.5
1
0.5
0
−0.5
−1
−1.5
−2
−2.5
4936.0
4936.1
4936.2
4971.0
4971.1
4971.2
4972.0
4972.1
4972.2
4972.3
4972.4
4973.0
4973.1
4973.2
4973.3
4973.4
4974.0
4974.1
4974.2
4974.3
4975.0
4975.1
4975.2
4975.3
4976.0
4976.1
4976.2
4976.3
4977.0
4977.1
4977.2
4977.3
4977.4
4978.0
4979.0
4979.1
4979.2
4980.0

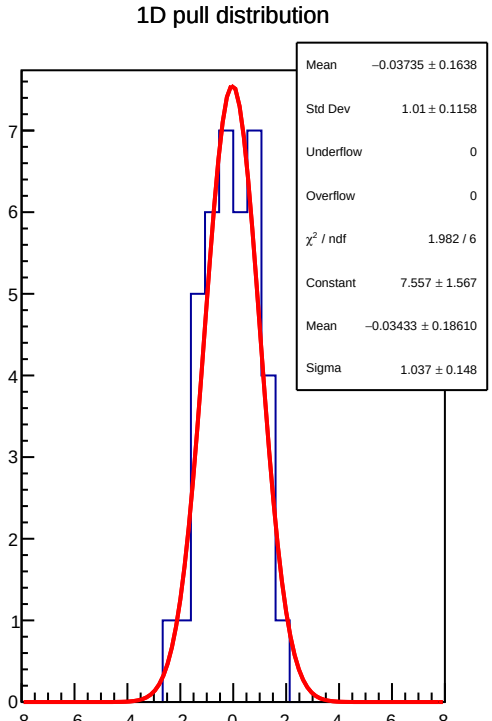
1D pull distribution
Mean −0.03735 ± 0.1638
Std Dev 1.01 ± 0.1158
Underflow 0
Overflow 0
χ² / ndf 1.982 / 6
Constant 7.557 ± 1.567
Mean −0.03433 ± 0.18610
Sigma 1.037 ± 0.148
7
6
5
4
3
2
1
0
−8
−6
−4
−2
0
2
4
6
8

Adet RMS (ppm)

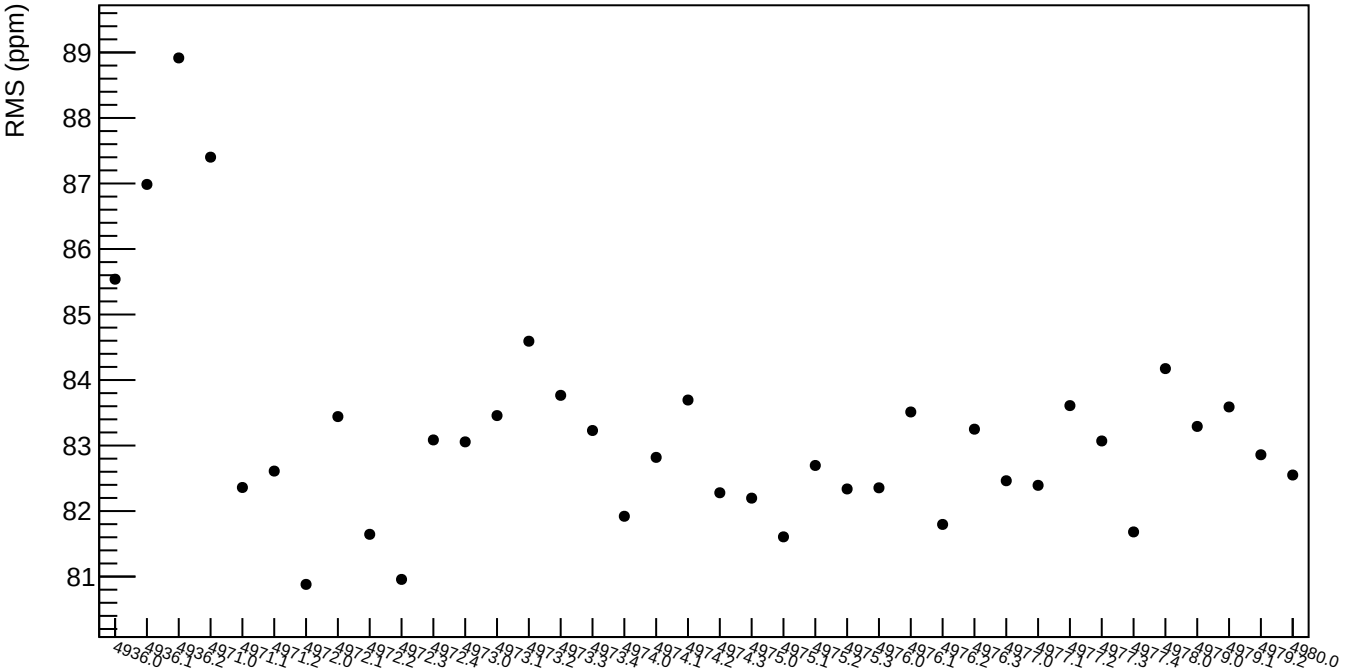
RMS (ppm)
89
88
87
86
85
84
83
82
81
4936.0
4936.1
4936.2
4971.0
4971.1
4971.2
4972.0
4972.1
4972.2
4972.3
4972.4
4973.0
4973.1
4973.2
4973.3
4973.4
4974.0
4974.1
4974.2
4974.3
4975.0
4975.1
4975.2
4975.3
4976.0
4976.1
4976.2
4976.3
4977.0
4977.1
4977.2
4977.3
4977.4
4978.0
4979.0
4979.1
4979.2
4980.0

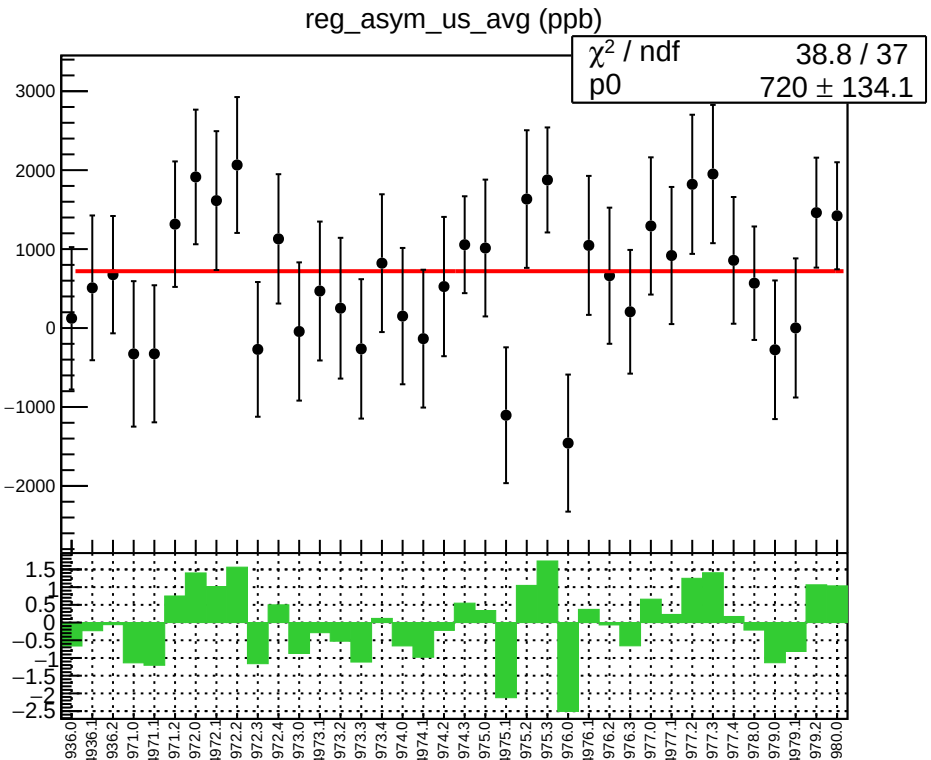
reg_asym_us_avg (ppb)
χ² / ndf 38.8 / 37
p0 720 ± 134.1
3000
2000
1000
0
−1000
−2000
1.5
1
0.5
0
−0.5
−1
−1.5
−2
−2.5
4936.0
4936.1
4936.2
4971.0
4971.1
4971.2
4972.0
4972.1
4972.2
4972.3
4972.4
4973.0
4973.1
4973.2
4973.3
4973.4
4974.0
4974.1
4974.2
4974.3
4975.0
4975.1
4975.2
4975.3
4976.0
4976.1
4976.2
4976.3
4977.0
4977.1
4977.2
4977.3
4977.4
4978.0
4979.0
4979.1
4979.2
4980.0

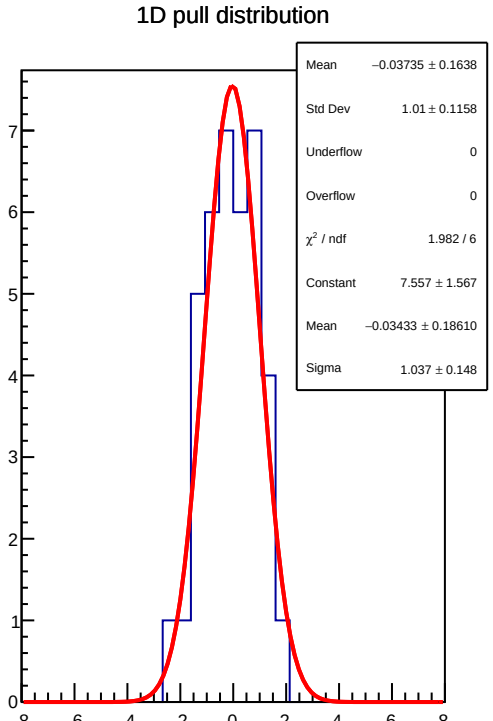
1D pull distribution
Mean −0.03735 ± 0.1638
Std Dev 1.01 ± 0.1158
Underflow 0
Overflow 0
χ² / ndf 1.982 / 6
Constant 7.557 ± 1.567
Mean −0.03433 ± 0.18610
Sigma 1.037 ± 0.148
7
6
5
4
3
2
1
0
−8
−6
−4
−2
0
2
4
6
8

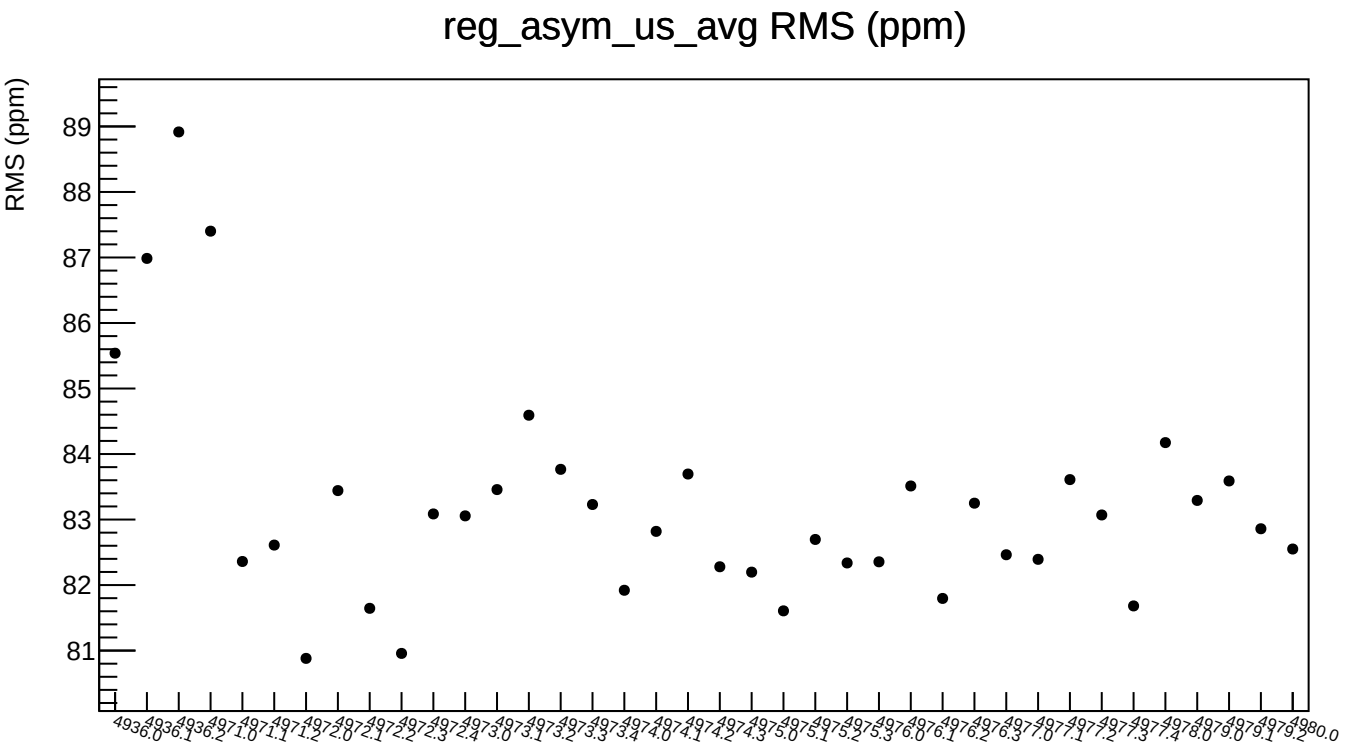
reg_asym_us_avg RMS (ppm)
RMS (ppm)
89
88
87
86
85
84
83
82
81
4936.0
4936.1
4936.2
4971.0
4971.1
4971.2
4972.0
4972.1
4972.2
4972.3
4972.4
4973.0
4973.1
4973.2
4973.3
4973.4
4974.0
4974.1
4974.2
4974.3
4975.0
4975.1
4975.2
4975.3
4976.0
4976.1
4976.2
4976.3
4977.0
4977.1
4977.2
4977.3
4977.4
4978.0
4979.0
4979.1
4979.2
4980.0

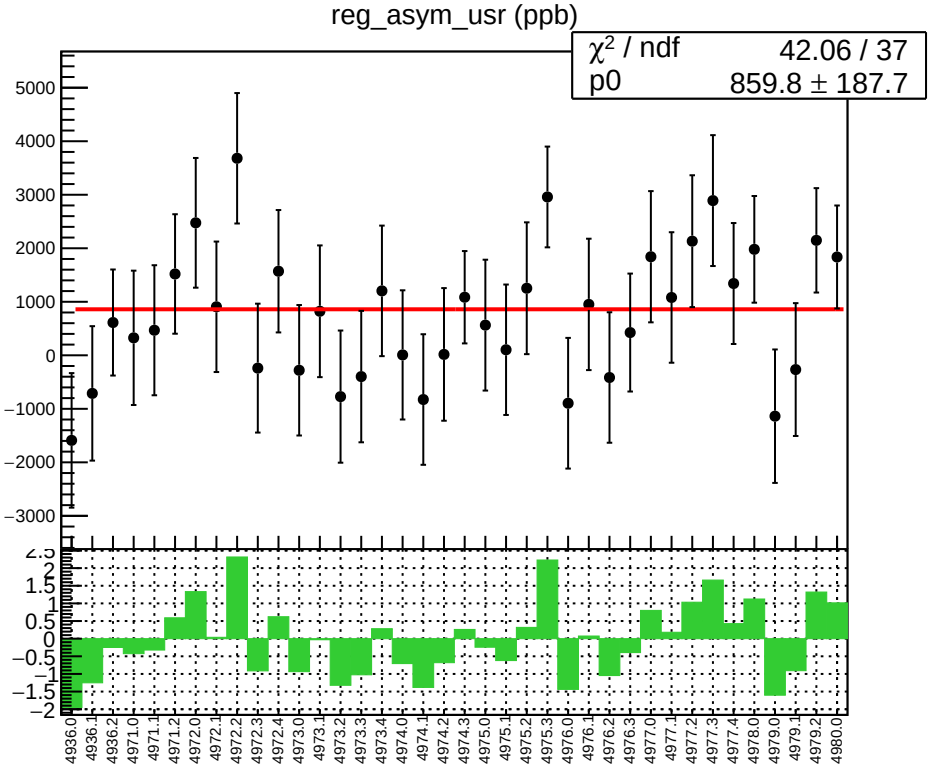
reg_asym_usr (ppb)
χ² / ndf 42.06 / 37
p0 859.8 ± 187.7

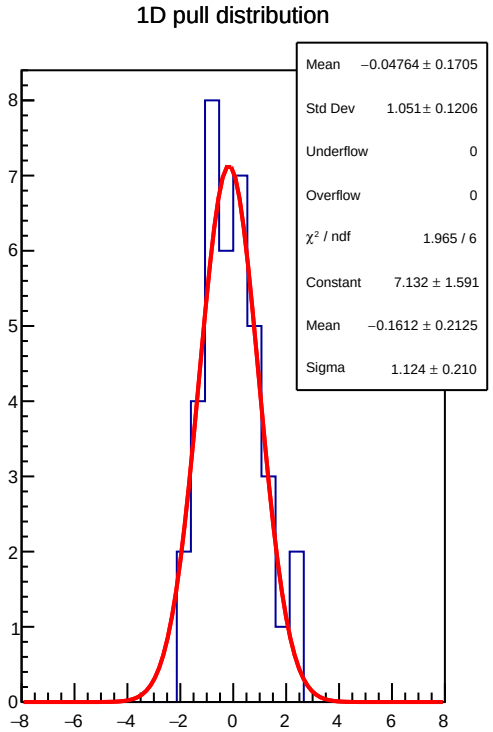
1D pull distribution
Mean −0.04764 ± 0.1705
Std Dev 1.051± 0.1206
Underflow 0
Overflow 0
χ² / ndf 1.965 / 6
Constant 7.132 ± 1.591
Mean −0.1612 ± 0.2125
Sigma 1.124 ± 0.210

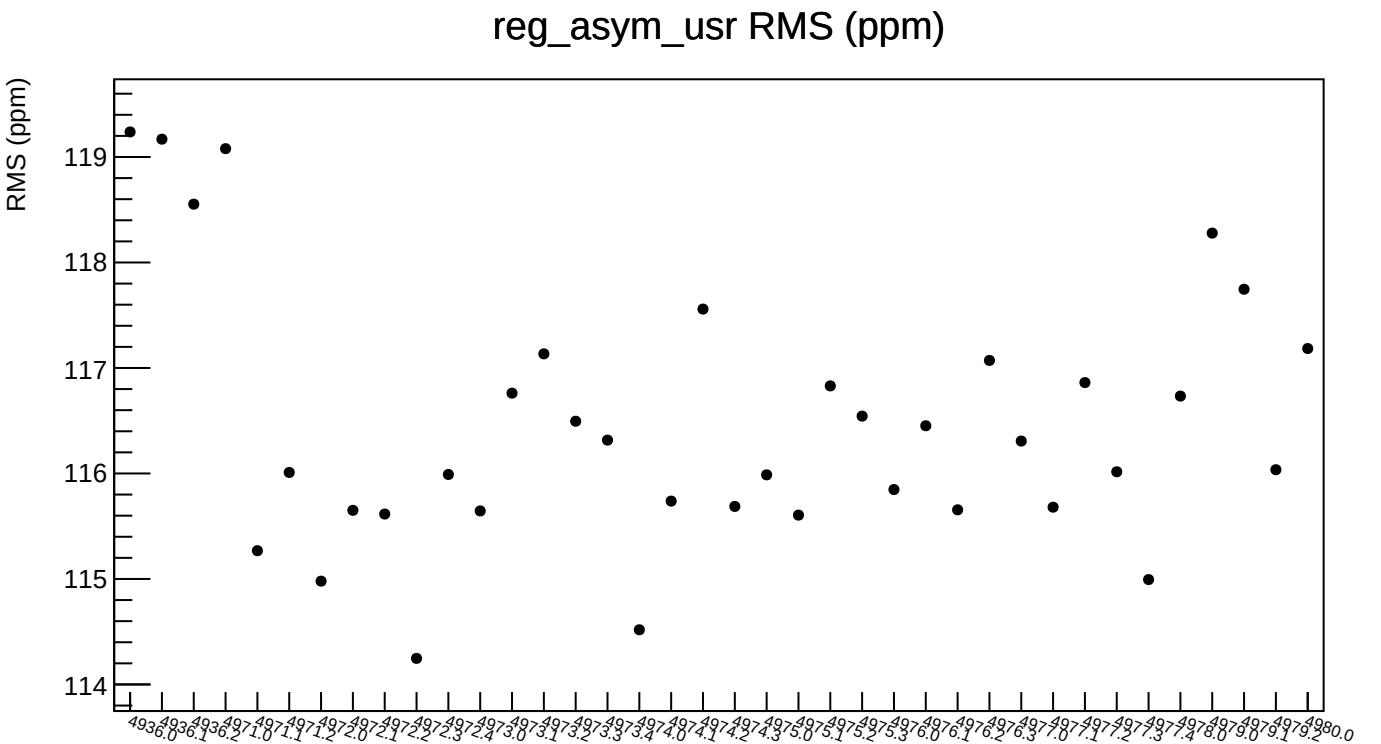
reg_asym_usr RMS (ppm)
RMS (ppm)
119
118
117
116
115
114
4936.0
4936.1
4936.2
4971.0
4971.1
4971.2
4972.0
4972.1
4972.2
4972.3
4972.4
4973.0
4973.1
4973.2
4973.3
4973.4
4974.0
4974.1
4974.2
4974.3
4975.0
4975.1
4975.2
4975.3
4976.0
4976.1
4976.2
4976.3
4977.0
4977.1
4977.2
4977.3
4977.4
4978.0
4979.0
4979.1
4979.2
4980.0

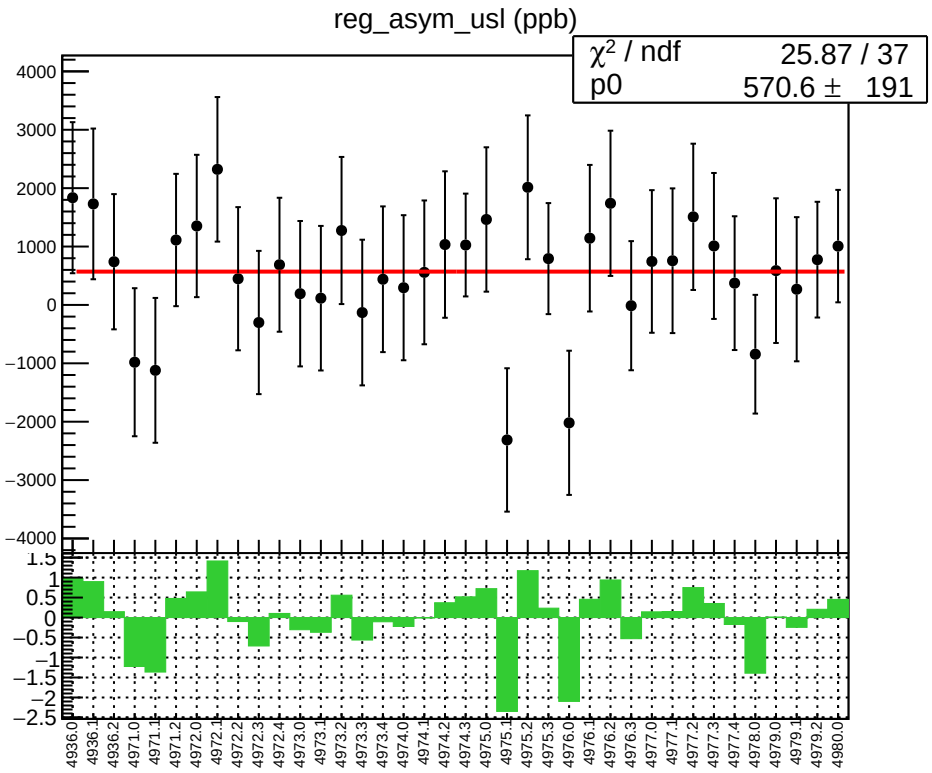
reg_asym_usl (ppb)
χ² / ndf 25.87 / 37
p0 570.6 ± 191

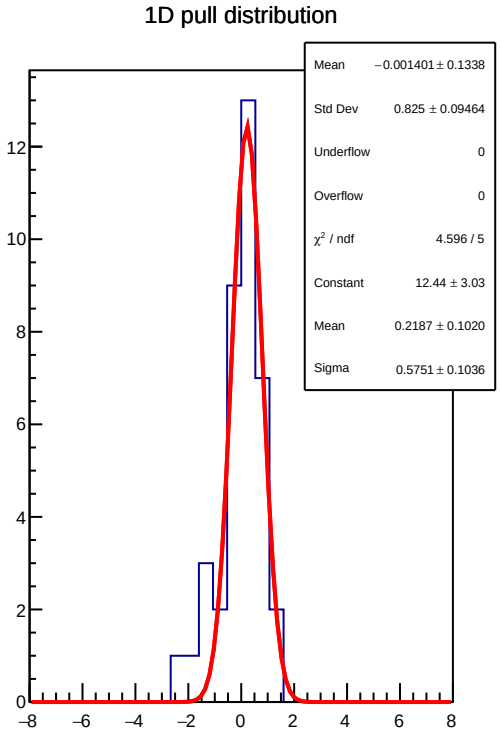
1D pull distribution
Mean −0.001401 ± 0.1338
Std Dev 0.825 ± 0.09464
Underflow 0
Overflow 0
χ² / ndf 4.596 / 5
Constant 12.44 ± 3.03
Mean 0.2187 ± 0.1020
Sigma 0.5751 ± 0.1036

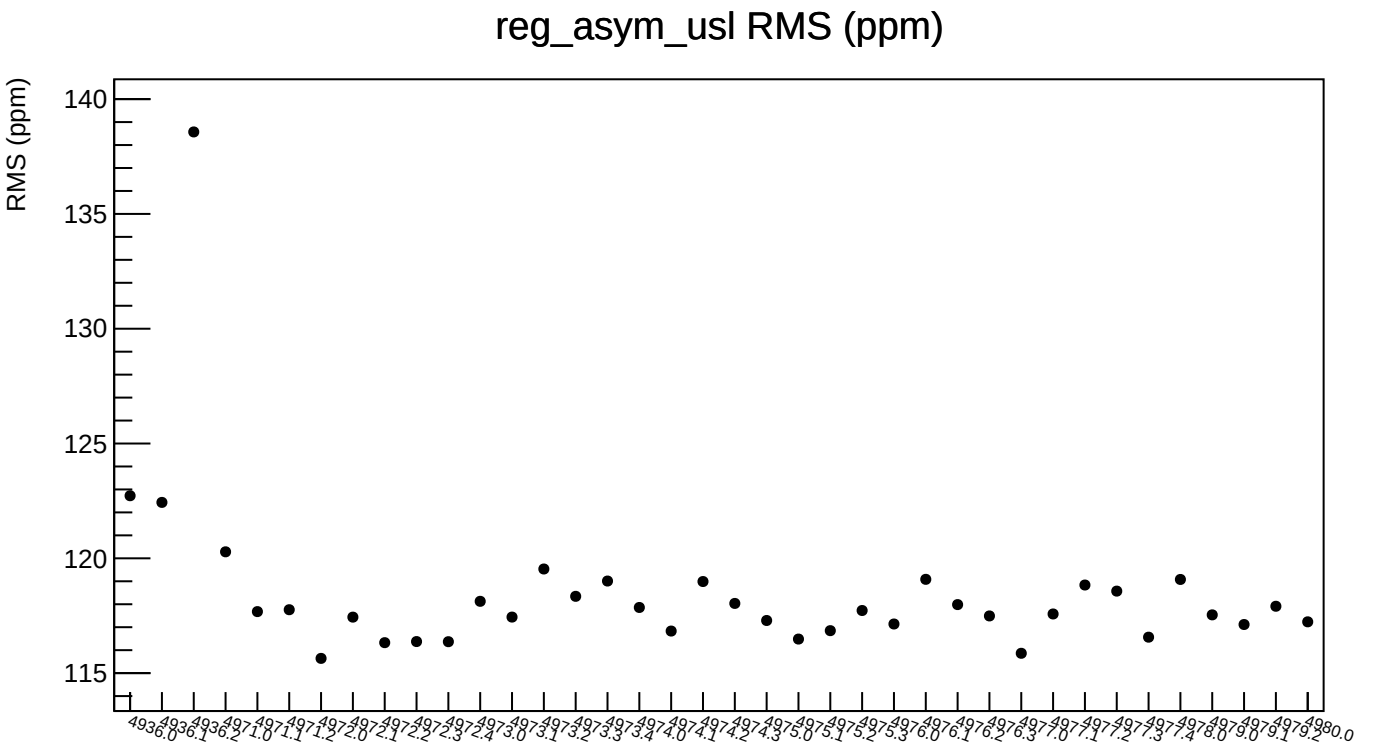
reg_asym_usl RMS (ppm)
RMS (ppm)
140
135
130
125
120
115
4936.0
4936.1
4936.2
4971.0
4971.1
4971.2
4972.0
4972.1
4972.2
4972.3
4972.4
4973.0
4973.1
4973.2
4973.3
4973.4
4974.0
4974.1
4974.2
4974.3
4975.0
4975.1
4975.2
4975.3
4976.0
4976.1
4976.2
4976.3
4977.0
4977.1
4977.2
4977.3
4977.4
4978.0
4979.0
4979.1
4979.2
4980.0

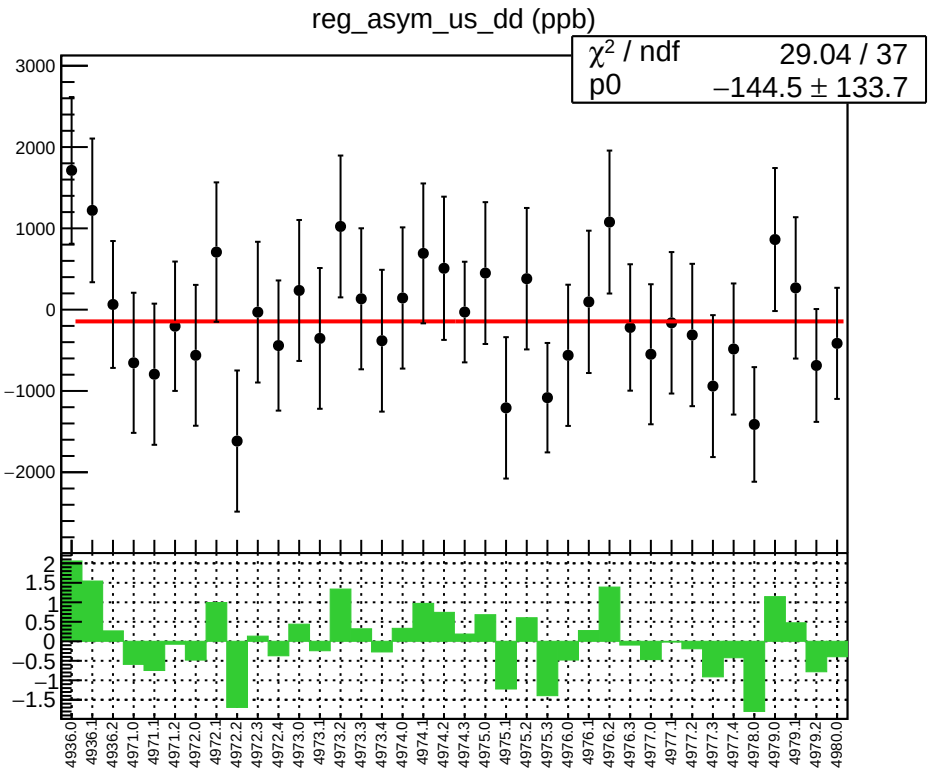
reg_asym_us_dd (ppb)
χ² / ndf 29.04 / 37
p0 −144.5 ± 133.7
3000
2000
1000
0
−1000
−2000
2
1.5
1
0.5
0
−0.5
−1
−1.5
4936.0
4936.1
4936.2
4971.0
4971.1
4971.2
4972.0
4972.1
4972.2
4972.3
4972.4
4973.0
4973.1
4973.2
4973.3
4973.4
4974.0
4974.1
4974.2
4974.3
4975.0
4975.1
4975.2
4975.3
4976.0
4976.1
4976.2
4976.3
4977.0
4977.1
4977.2
4977.3
4977.4
4978.0
4979.0
4979.1
4979.2
4980.0

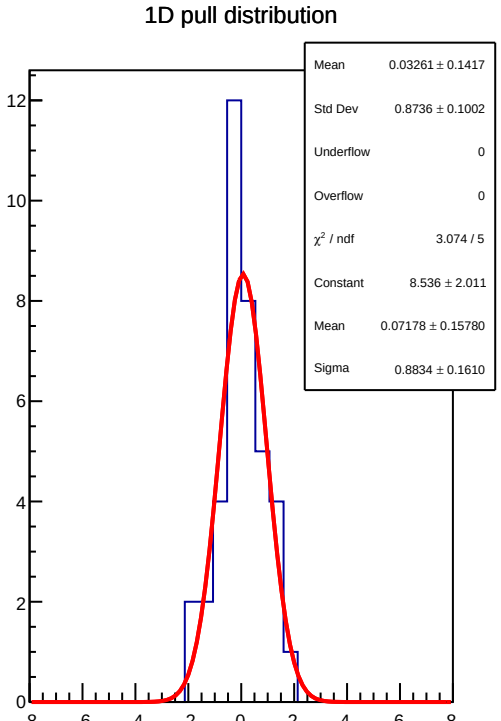
1D pull distribution
Mean 0.03261 ± 0.1417
Std Dev 0.8736 ± 0.1002
Underflow 0
Overflow 0
χ² / ndf 3.074 / 5
Constant 8.536 ± 2.011
Mean 0.07178 ± 0.15780
Sigma 0.8834 ± 0.1610
12
10
8
6
4
2
0
−8
−6
−4
−2
0
2
4
6
8

reg_asym_us_dd RMS (ppm)

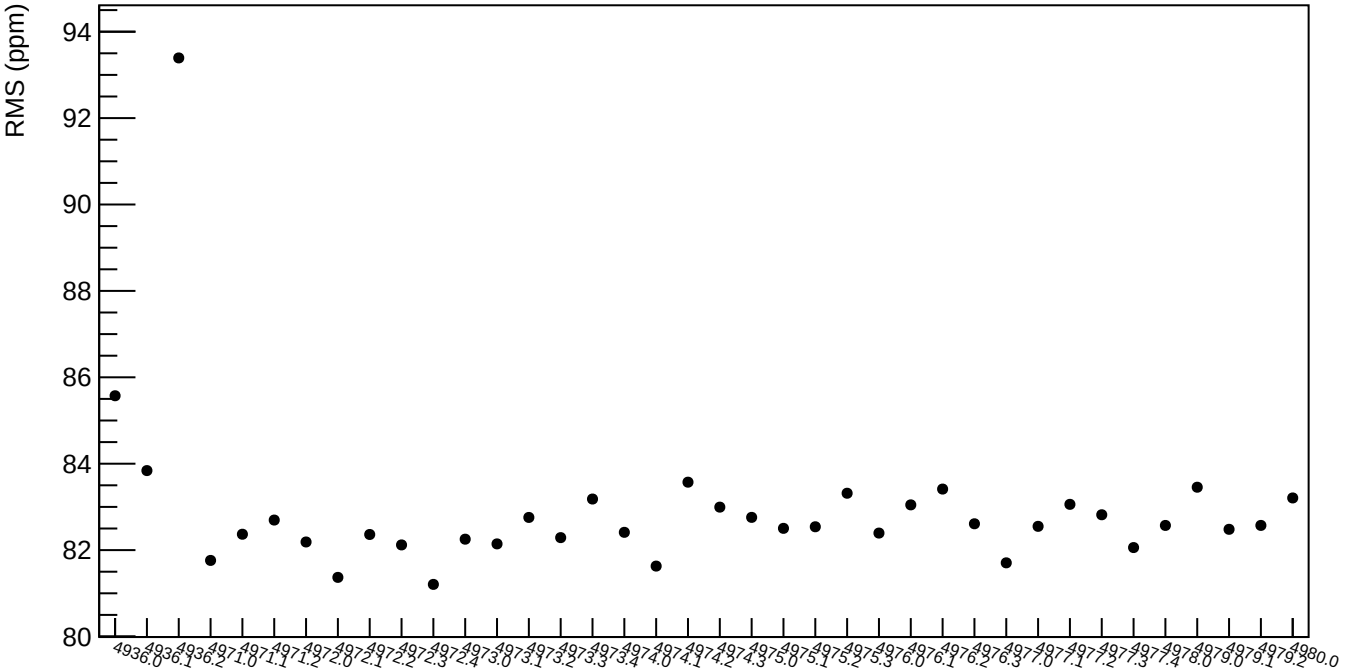

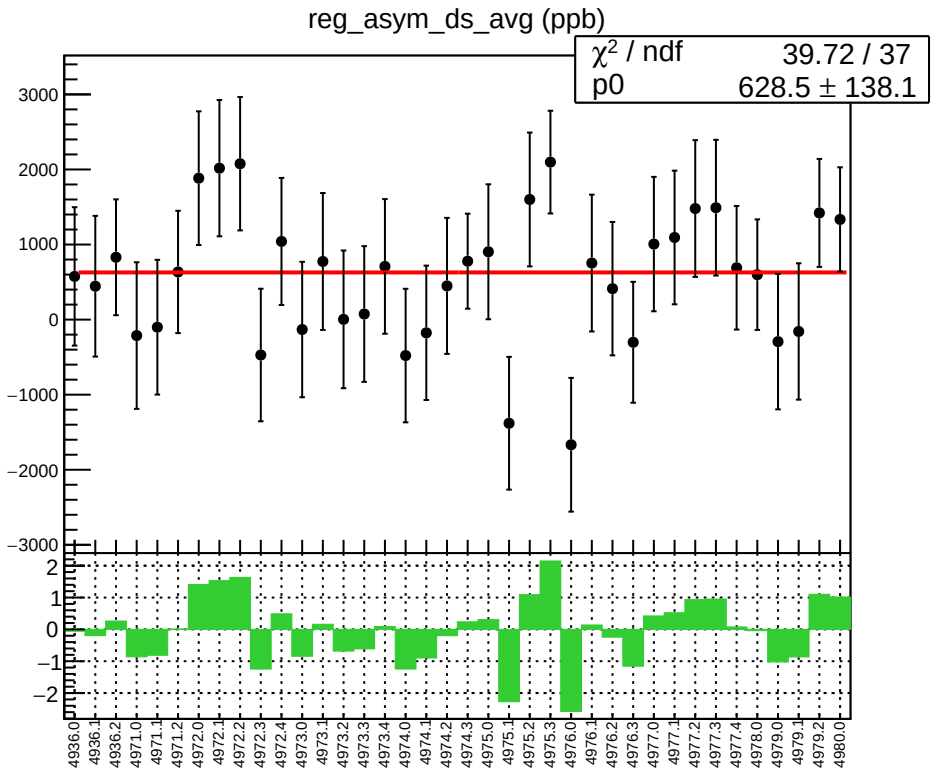
reg_asym_ds_avg (ppb)
χ² / ndf 39.72 / 37
p0 628.5 ± 138.1
3000
2000
1000
0
−1000
−2000
−3000
2
1
0
−1
−2
4936.0
4936.1
4936.2
4971.0
4971.1
4971.2
4972.0
4972.1
4972.2
4972.3
4972.4
4973.0
4973.1
4973.2
4973.3
4973.4
4974.0
4974.1
4974.2
4974.3
4975.0
4975.1
4975.2
4975.3
4976.0
4976.1
4976.2
4976.3
4977.0
4977.1
4977.2
4977.3
4977.4
4978.0
4979.0
4979.1
4979.2
4980.0

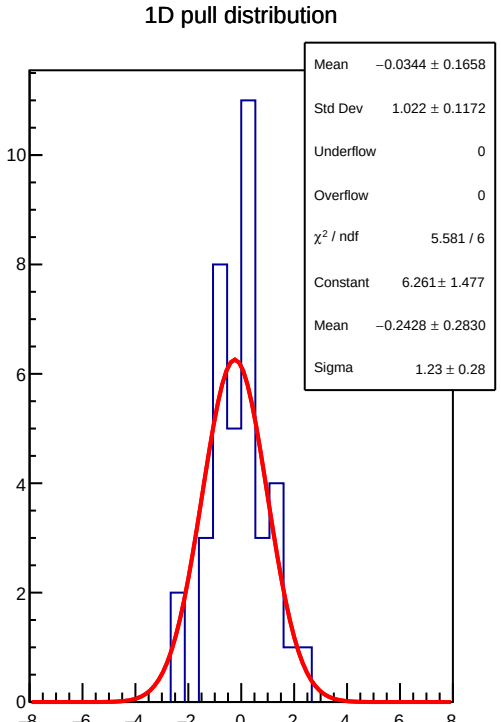
1D pull distribution
Mean −0.0344 ± 0.1658
Std Dev 1.022 ± 0.1172
Underflow 0
Overflow 0
χ² / ndf 5.581 / 6
Constant 6.261 ± 1.477
Mean −0.2428 ± 0.2830
Sigma 1.23 ± 0.28
10
8
6
4
2
0
−8
−6
−4
−2
0
2
4
6
8

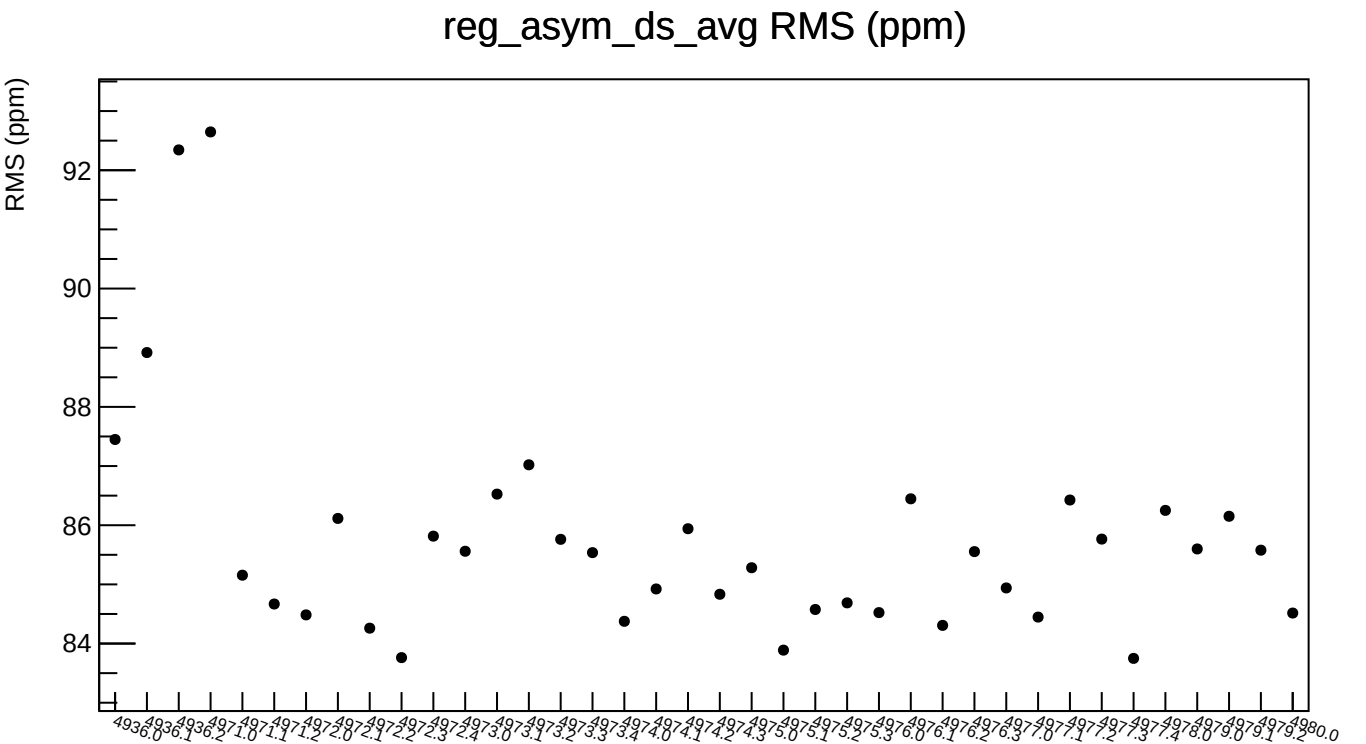
reg_asym_ds_avg RMS (ppm)
RMS (ppm)
92
90
88
86
84
4936.0
4936.1
4936.2
4971.0
4971.1
4971.2
4972.0
4972.1
4972.2
4972.3
4972.4
4973.0
4973.1
4973.2
4973.3
4973.4
4974.0
4974.1
4974.2
4974.3
4975.0
4975.1
4975.2
4975.3
4976.0
4976.1
4976.2
4976.3
4977.0
4977.1
4977.2
4977.3
4977.4
4978.0
4979.0
4979.1
4979.2
4980.0

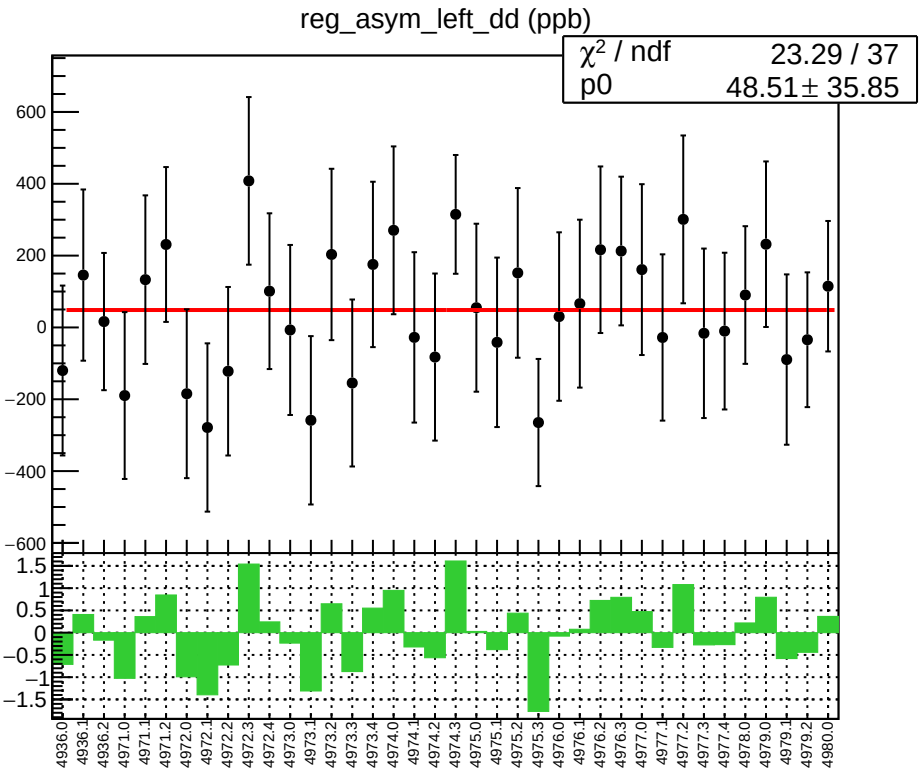
reg_asym_left_dd (ppb)
χ² / ndf 23.29 / 37
p0 48.51 ± 35.85
600
400
200
0
−200
−400
−600
1.5
1
0.5
0
−0.5
−1
−1.5
4936.0
4936.1
4936.2
4971.0
4971.1
4971.2
4972.0
4972.1
4972.2
4972.3
4972.4
4973.0
4973.1
4973.2
4973.3
4973.4
4974.0
4974.1
4974.2
4974.3
4975.0
4975.1
4975.2
4975.3
4976.0
4976.1
4976.2
4976.3
4977.0
4977.1
4977.2
4977.3
4977.4
4978.0
4979.0
4979.1
4979.2
4980.0

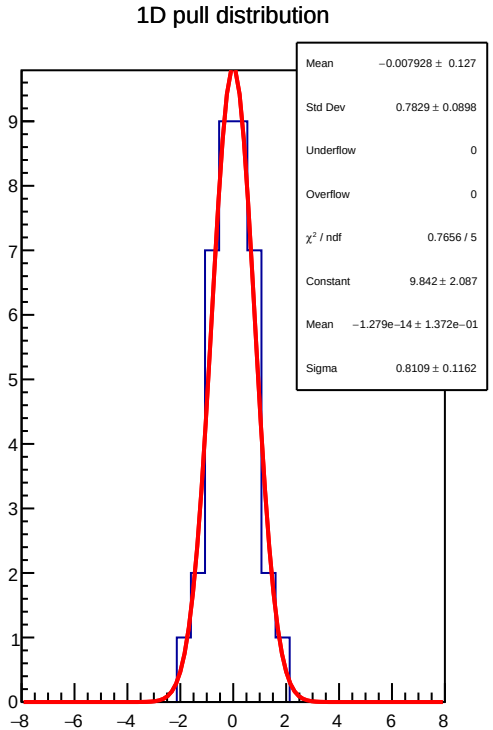
1D pull distribution
Mean −0.007928 ± 0.127
Std Dev 0.7829 ± 0.0898
Underflow 0
Overflow 0
χ² / ndf 0.7656 / 5
Constant 9.842 ± 2.087
Mean −1.279e−14 ± 1.372e−01
Sigma 0.8109 ± 0.1162
9
8
7
6
5
4
3
2
1
0
−8
−6
−4
−2
0
2
4
6
8

reg_asym_left_dd RMS (ppm)

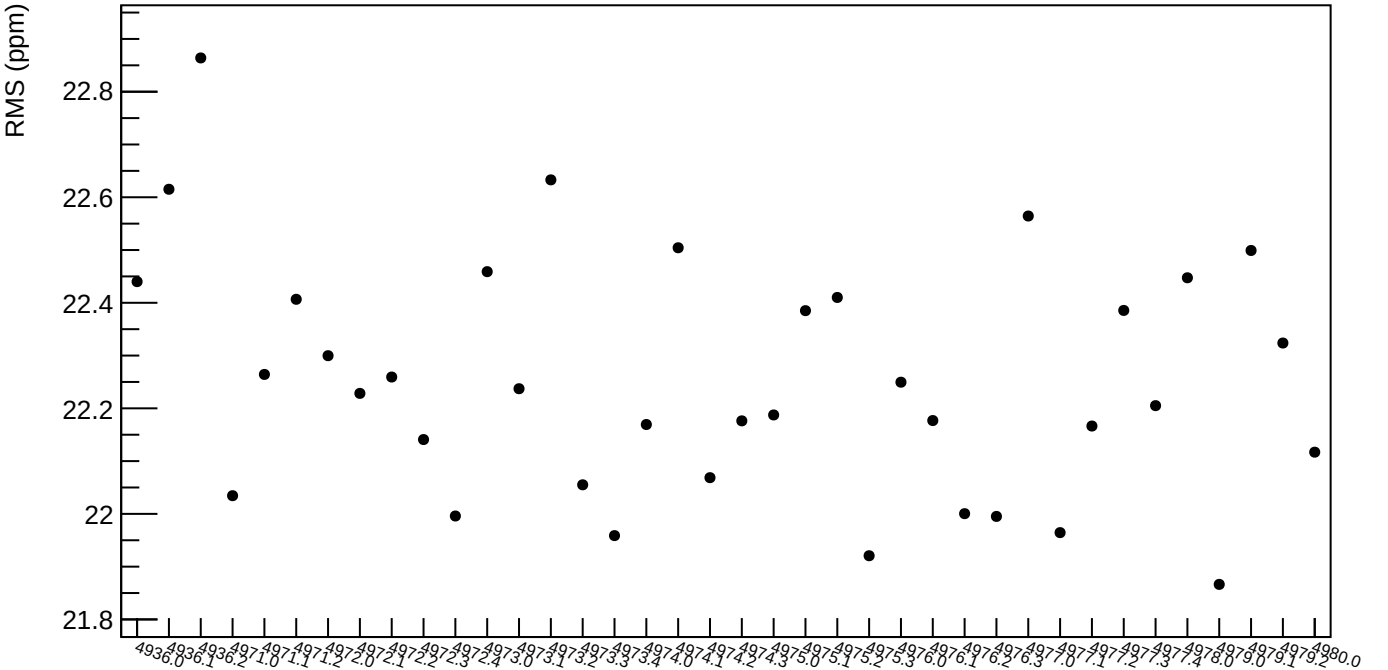

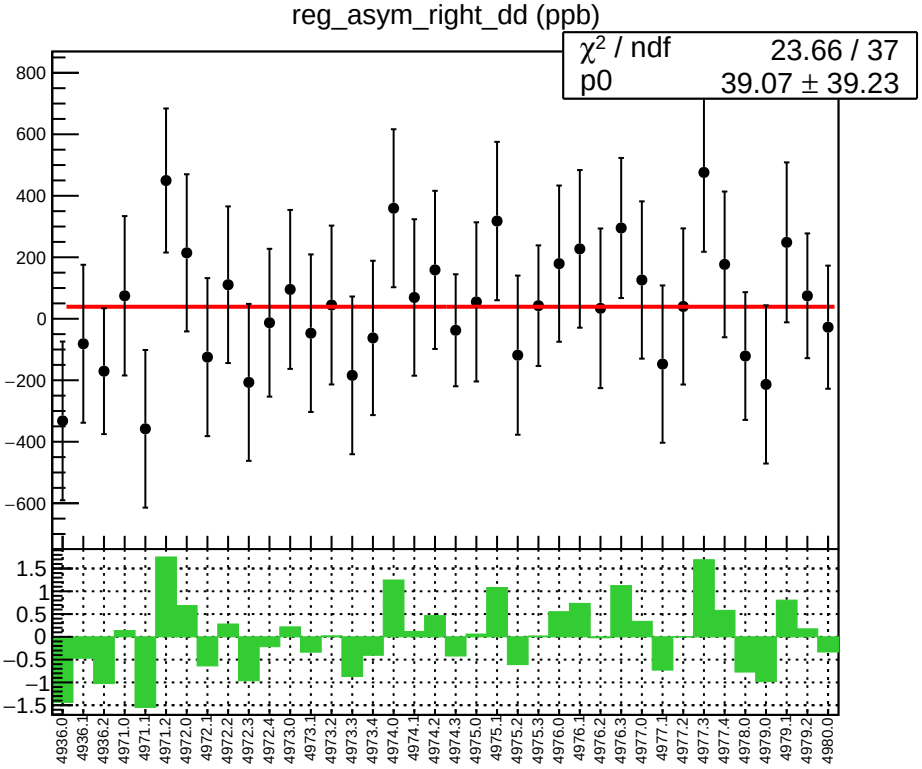
reg_asym_right_dd (ppb)
χ² / ndf 23.66 / 37
p0 39.07 ± 39.23
800
600
400
200
0
−200
−400
−600
1.5
1
0.5
0
−0.5
−1
−1.5
4936.0
4936.1
4936.2
4971.0
4971.1
4971.2
4972.0
4972.1
4972.2
4972.3
4972.4
4973.0
4973.1
4973.2
4973.3
4973.4
4974.0
4974.1
4974.2
4974.3
4975.0
4975.1
4975.2
4975.3
4976.0
4976.1
4976.2
4976.3
4977.0
4977.1
4977.2
4977.3
4977.4
4978.0
4979.0
4979.1
4979.2
4980.0

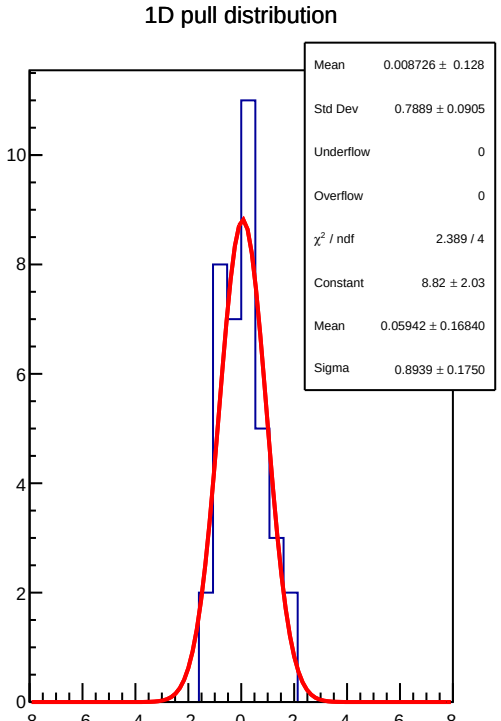
1D pull distribution
Mean 0.008726 ± 0.128
Std Dev 0.7889 ± 0.0905
Underflow 0
Overflow 0
χ² / ndf 2.389 / 4
Constant 8.82 ± 2.03
Mean 0.05942 ± 0.16840
Sigma 0.8939 ± 0.1750
10
8
6
4
2
0
−8
−6
−4
−2
0
2
4
6
8
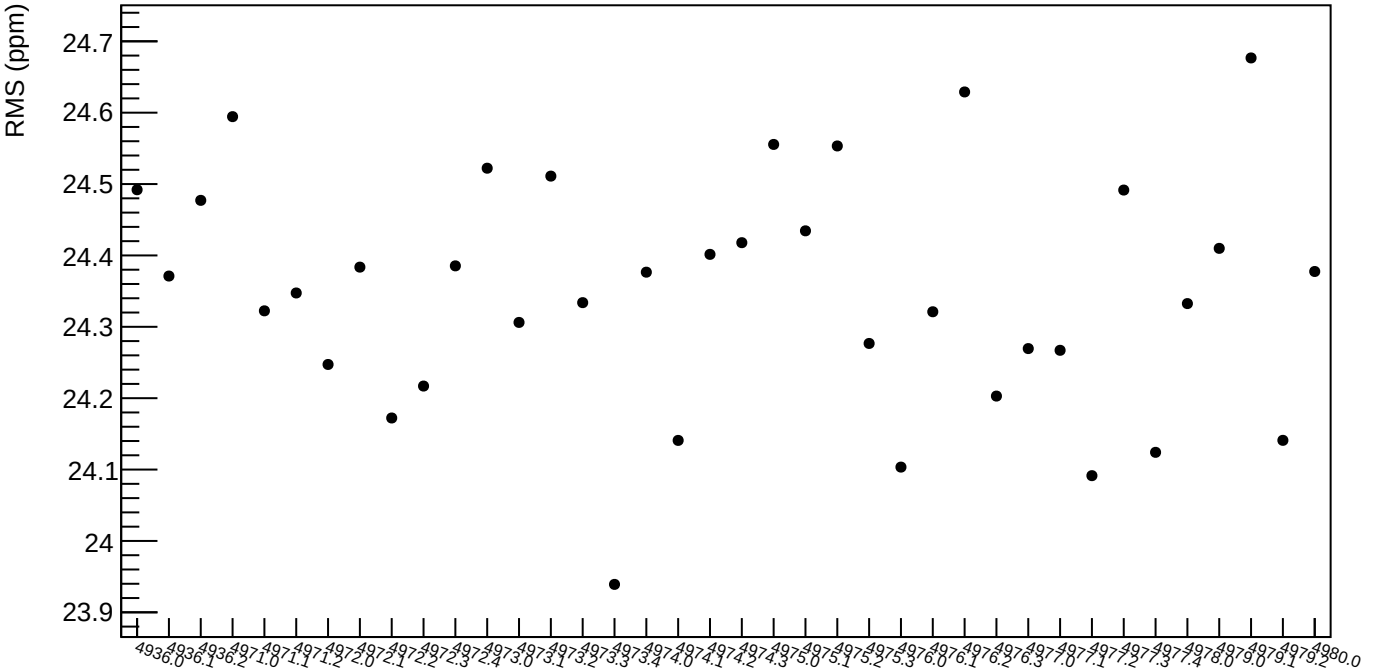
reg_asym_right_dd RMS (ppm)