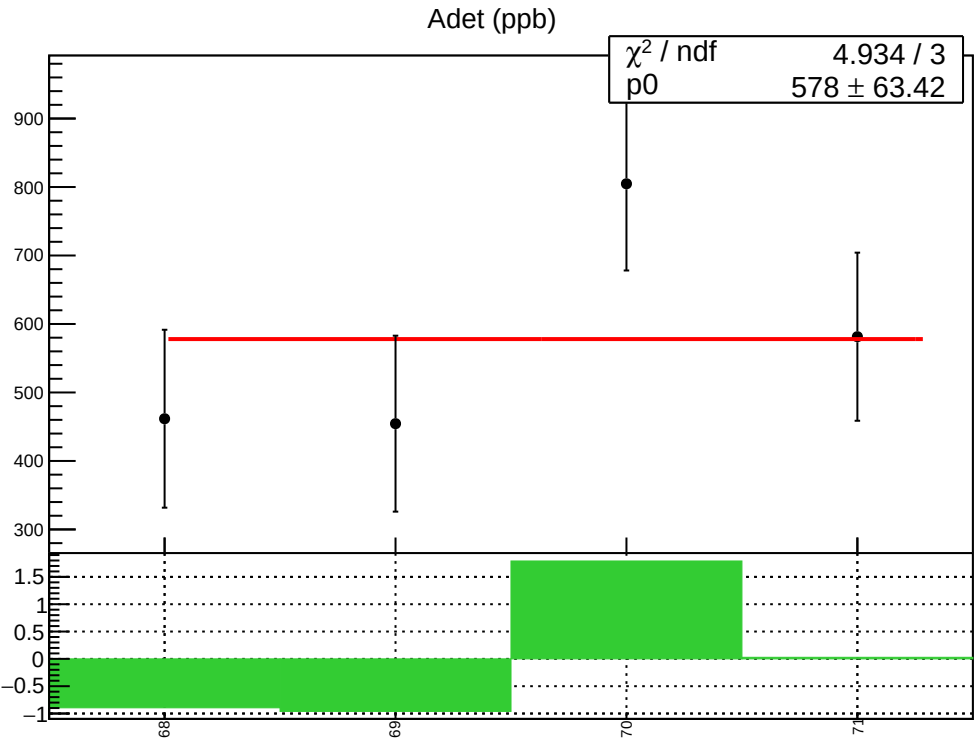
Adet (ppb)
χ² / ndf 4.934 / 3
p0 578 ± 63.42
900
800
700
600
500
400
300
1.5
1
0.5
0
−0.5
−1
68
69
70
71

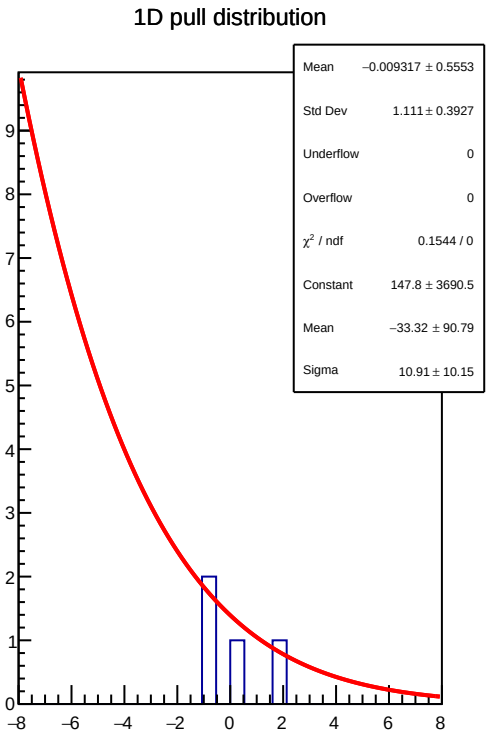
1D pull distribution
Mean −0.009317 ± 0.5553
Std Dev 1.111 ± 0.3927
Underflow 0
Overflow 0
χ² / ndf 0.1544 / 0
Constant 147.8 ± 3690.5
Mean −33.32 ± 90.79
Sigma 10.91 ± 10.15
9
8
7
6
5
4
3
2
1
0
−8
−6
−4
−2
0
2
4
6
8

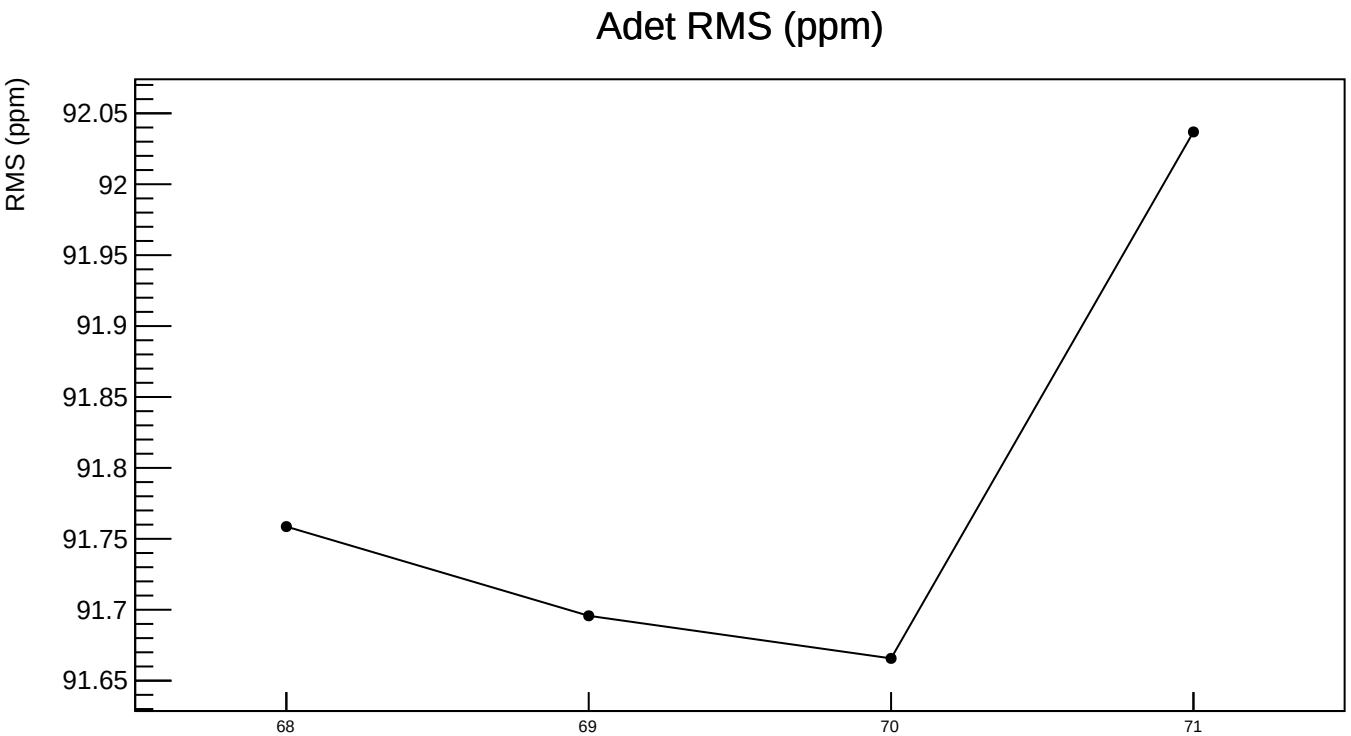
Adet RMS (ppm)
RMS (ppm)
92.05
92
91.95
91.9
91.85
91.8
91.75
91.7
91.65
68
69
70
71

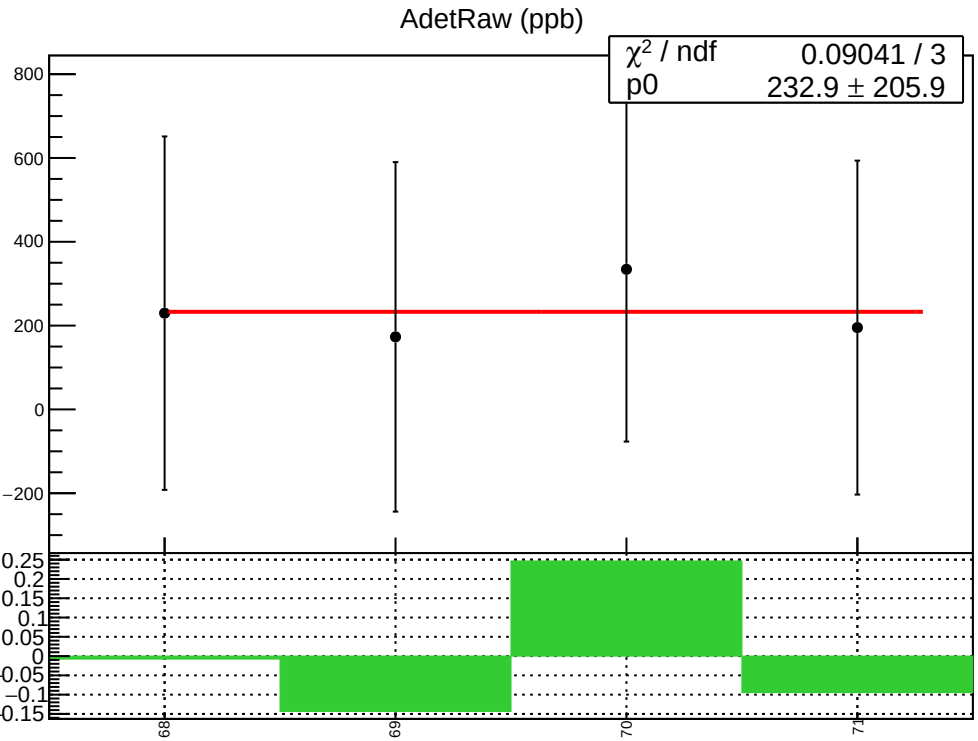
AdetRaw (ppb)
χ^2 / ndf 0.09041 / 3
p0 232.9 ± 205.9
800
600
400
200
0
−200
0.25
0.2
0.15
0.1
0.05
0
−0.05
−0.1
−0.15
68
69
70
71

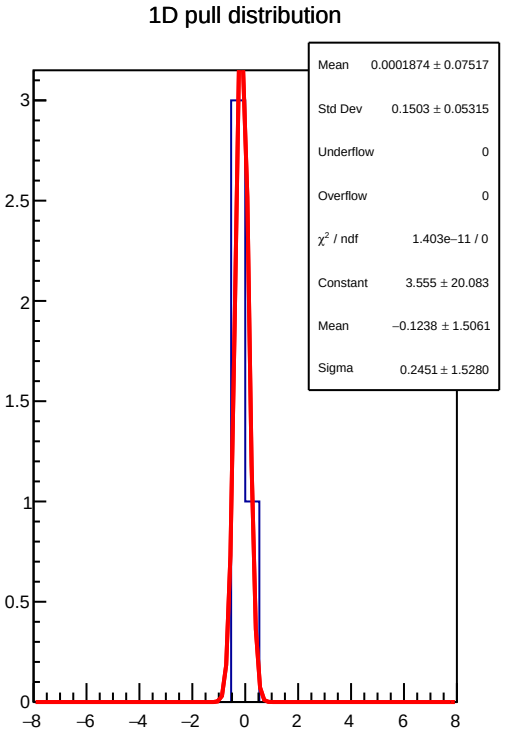
1D pull distribution
Mean 0.0001874 ± 0.07517
Std Dev 0.1503 ± 0.05315
Underflow 0
Overflow 0
χ^2 / ndf 1.403e−11 / 0
Constant 3.555 ± 20.083
Mean −0.1238 ± 1.5061
Sigma 0.2451 ± 1.5280
3
2.5
2
1.5
1
0.5
0
−8
−6
−4
−2
0
2
4
6
8

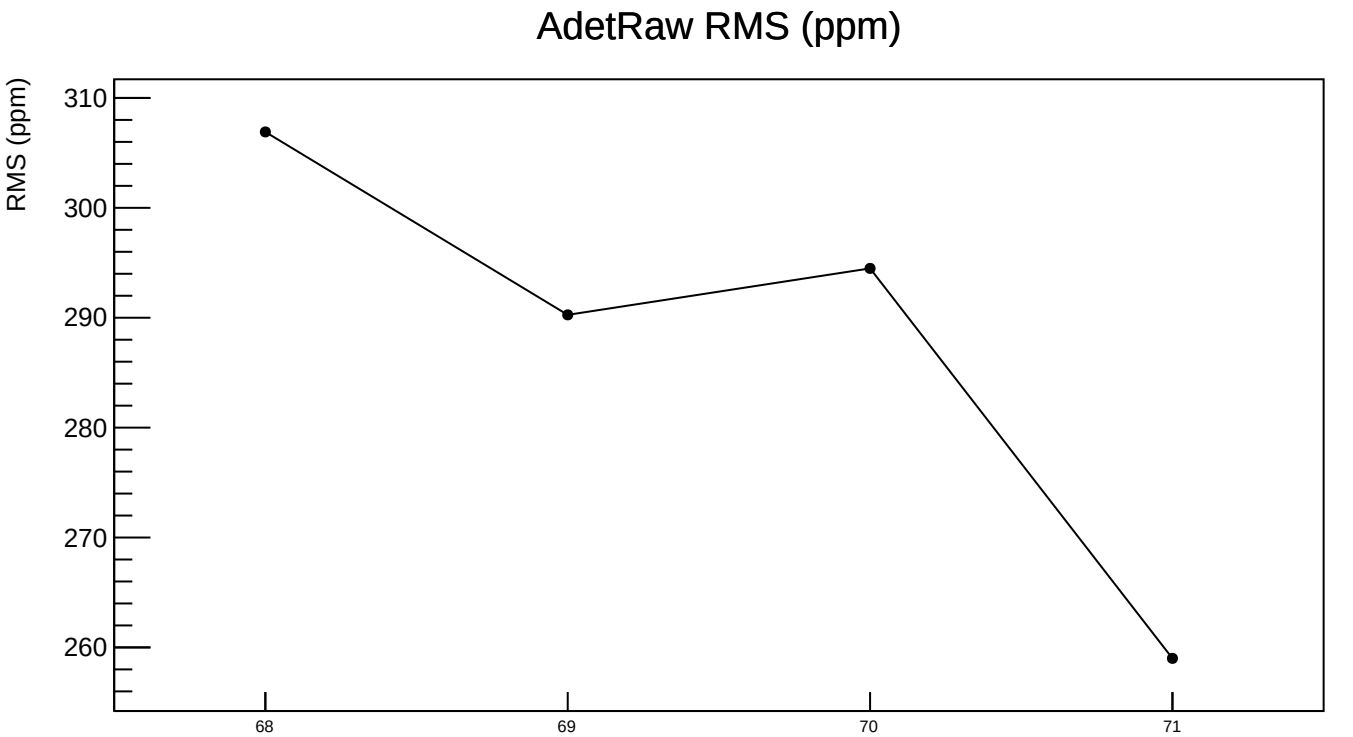
AdetRaw RMS (ppm)
RMS (ppm)
310
300
290
280
270
260
68
69
70
71

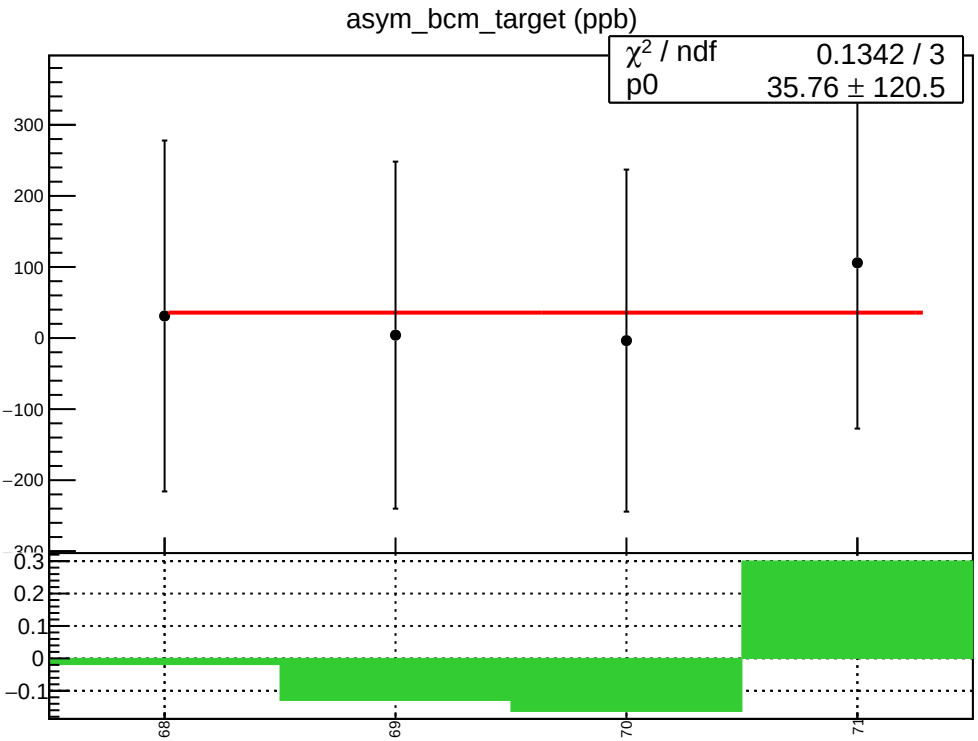
asym_bcm_target (ppb)
χ² / ndf 0.1342 / 3
p0 35.76 ± 120.5
300
200
100
0
−100
−200
0.3
0.2
0.1
0
−0.1
68
69
70
71

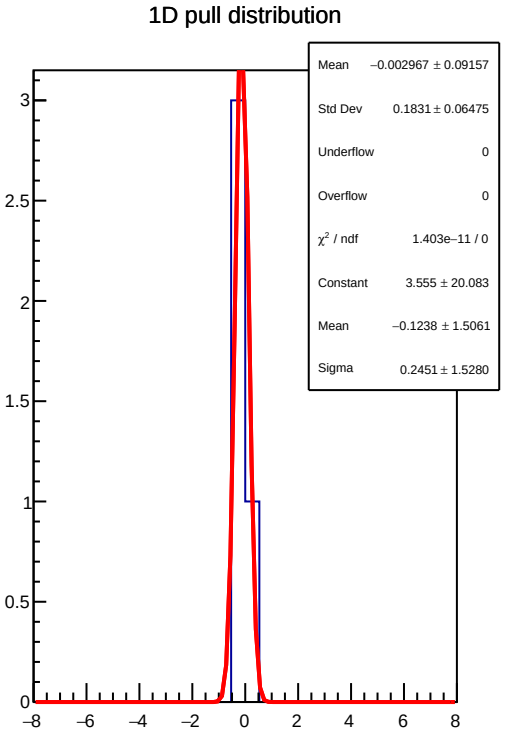
1D pull distribution
Mean −0.002967 ± 0.09157
Std Dev 0.1831 ± 0.06475
Underflow 0
Overflow 0
χ² / ndf 1.403e−11 / 0
Constant 3.555 ± 20.083
Mean −0.1238 ± 1.5061
Sigma 0.2451 ± 1.5280
3
2.5
2
1.5
1
0.5
0
−8
−6
−4
−2
0
2
4
6
8

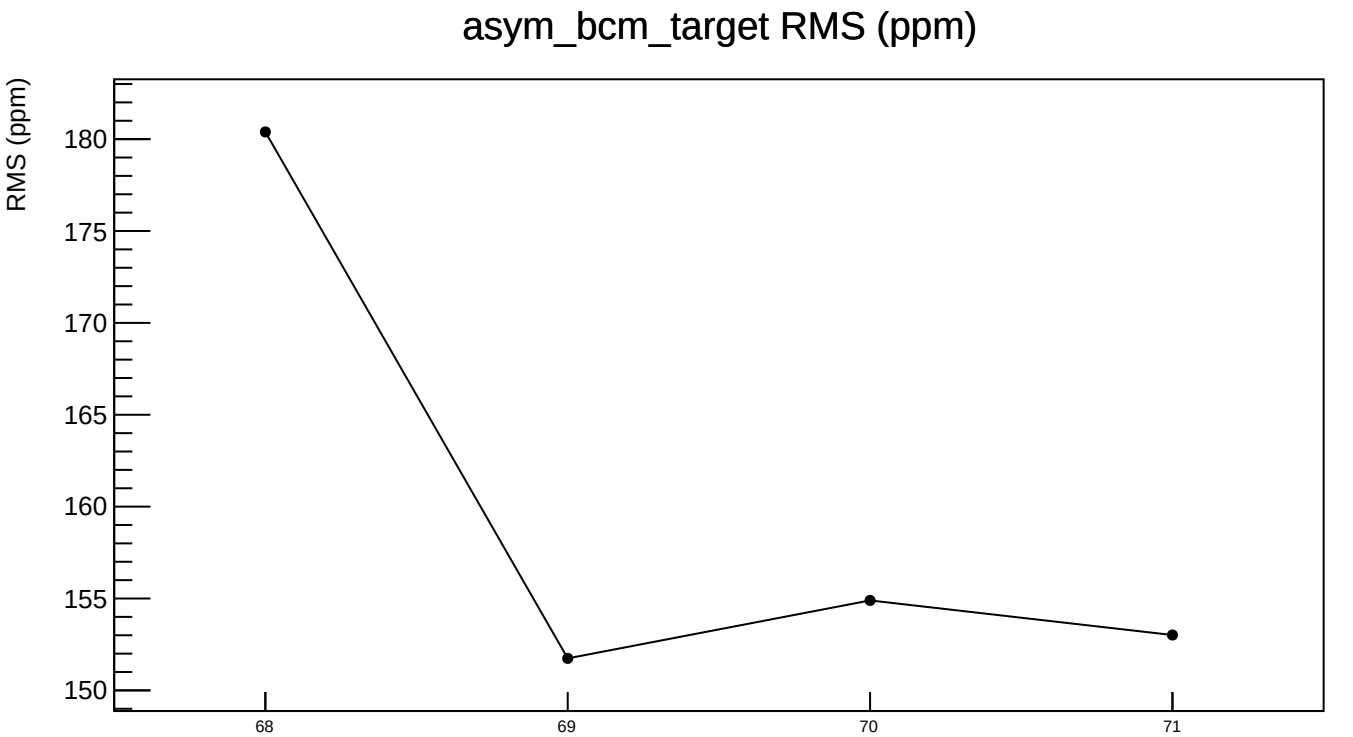
asym_bcm_target RMS (ppm)
RMS (ppm)
180
175
170
165
160
155
150
68
69
70
71

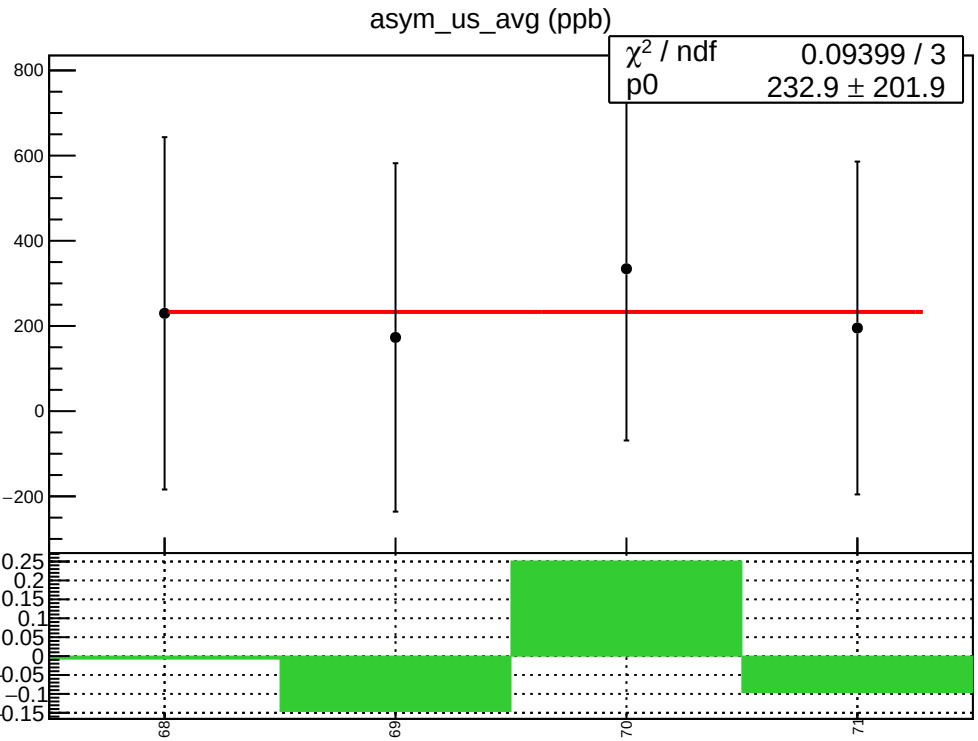
asym_us_avg (ppb)
χ^2 / ndf 0.09399 / 3
p0 232.9 ± 201.9
800
600
400
200
0
−200
0.25
0.2
0.15
0.1
0.05
0
−0.05
−0.1
−0.15
68
69
70
71

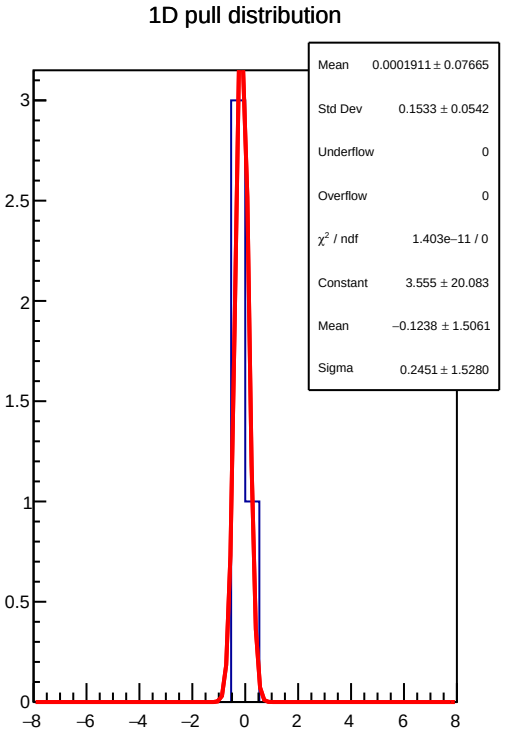
1D pull distribution
Mean 0.0001911 ± 0.07665
Std Dev 0.1533 ± 0.0542
Underflow 0
Overflow 0
χ^2 / ndf 1.403e−11 / 0
Constant 3.555 ± 20.083
Mean −0.1238 ± 1.5061
Sigma 0.2451 ± 1.5280
3
2.5
2
1.5
1
0.5
0
−8
−6
−4
−2
0
2
4
6
8

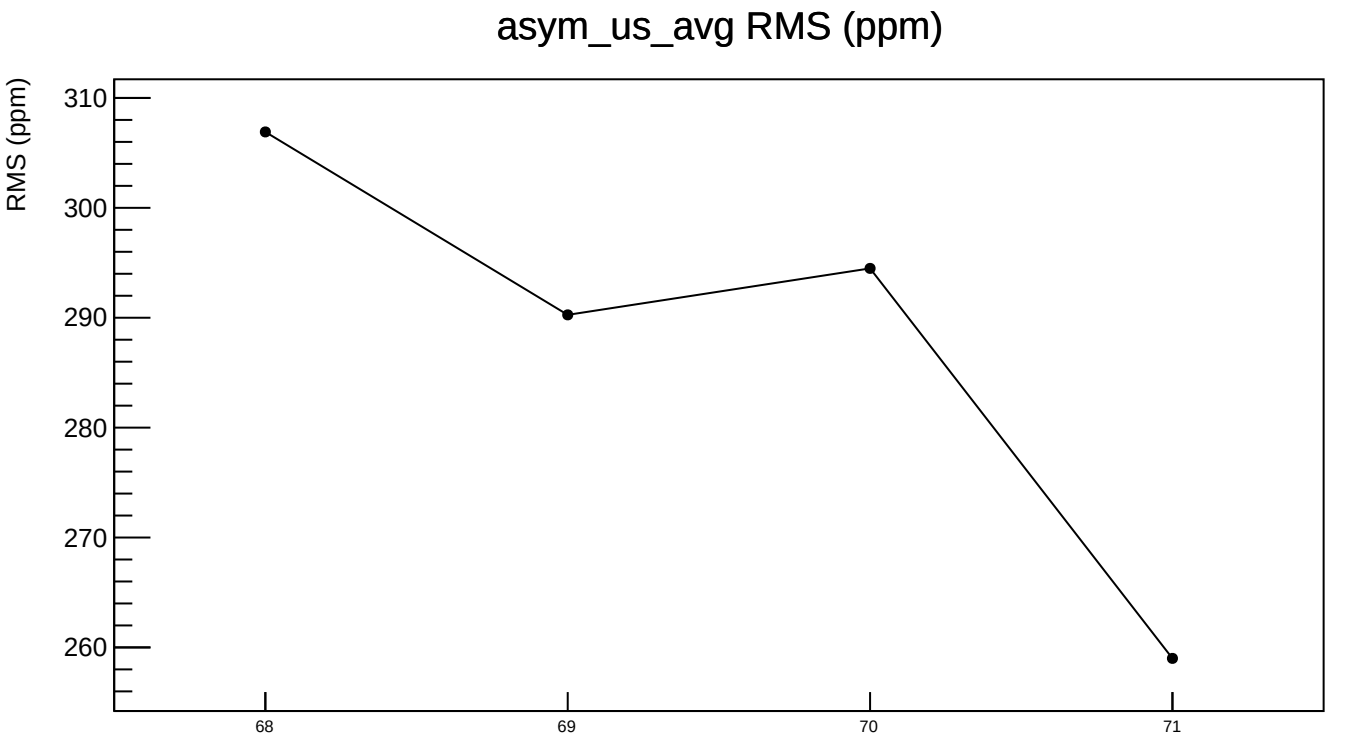
asym_us_avg RMS (ppm)
RMS (ppm)
310
300
290
280
270
260
68
69
70
71

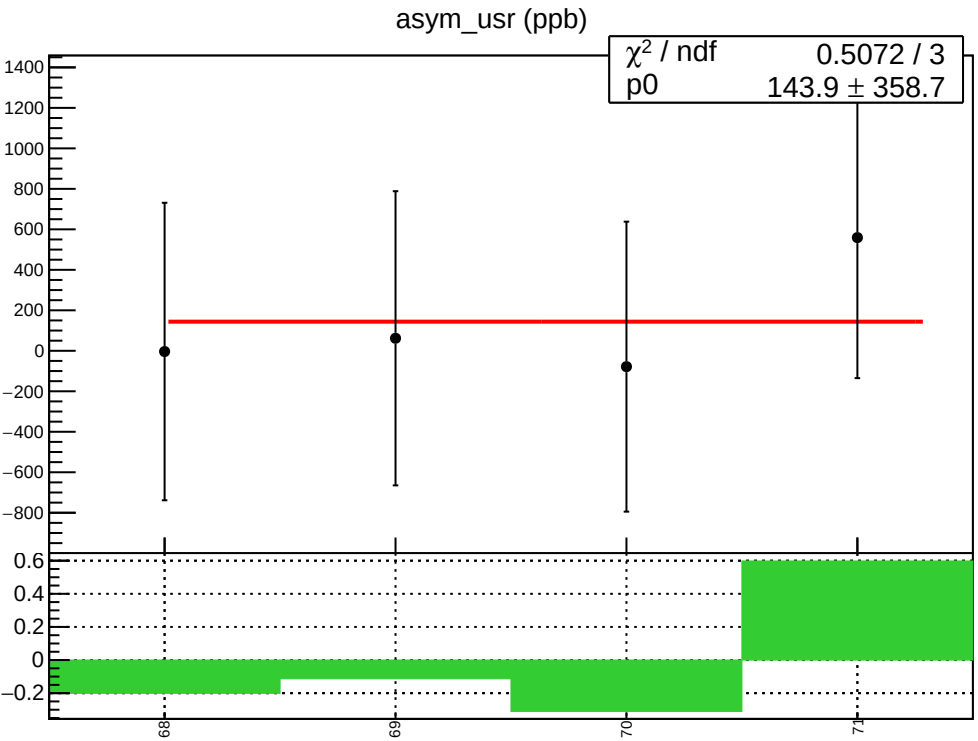
asym_usr (ppb)
χ² / ndf 0.5072 / 3
p0 143.9 ± 358.7
1400
1200
1000
800
600
400
200
0
−200
−400
−600
−800
0.6
0.4
0.2
0
−0.2
68
69
70
71

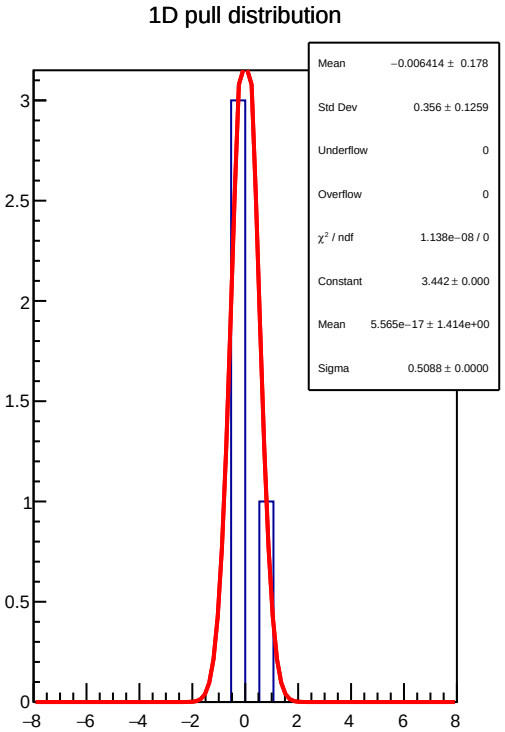
1D pull distribution
Mean −0.006414 ± 0.178
Std Dev 0.356 ± 0.1259
Underflow 0
Overflow 0
χ² / ndf 1.138e−08 / 0
Constant 3.442 ± 0.000
Mean 5.565e−17 ± 1.414e+00
Sigma 0.5088 ± 0.0000
3
2.5
2
1.5
1
0.5
0
−8
−6
−4
−2
0
2
4
6
8

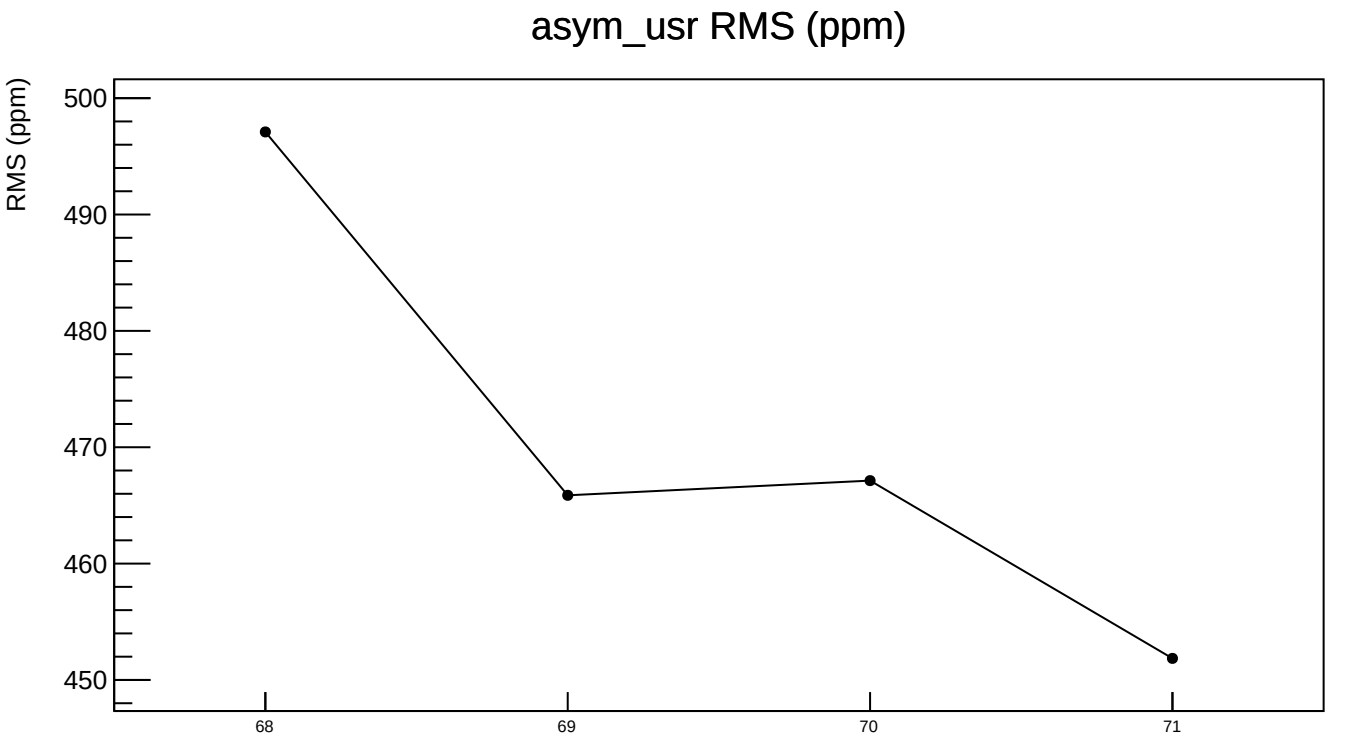
asym_usr RMS (ppm)
RMS (ppm)
500
490
480
470
460
450
68
69
70
71

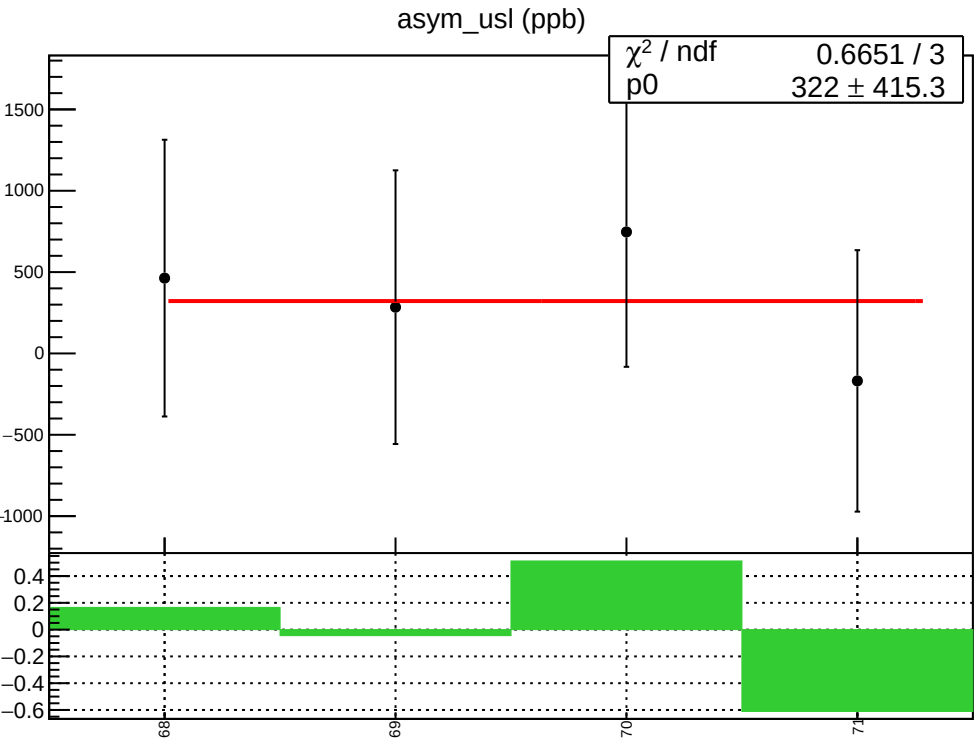
asym_usl (ppb)
χ² / ndf 0.6651 / 3
p0 322 ± 415.3
1500
1000
500
0
−500
−1000
0.4
0.2
0
−0.2
−0.4
−0.6
68
69
70
71

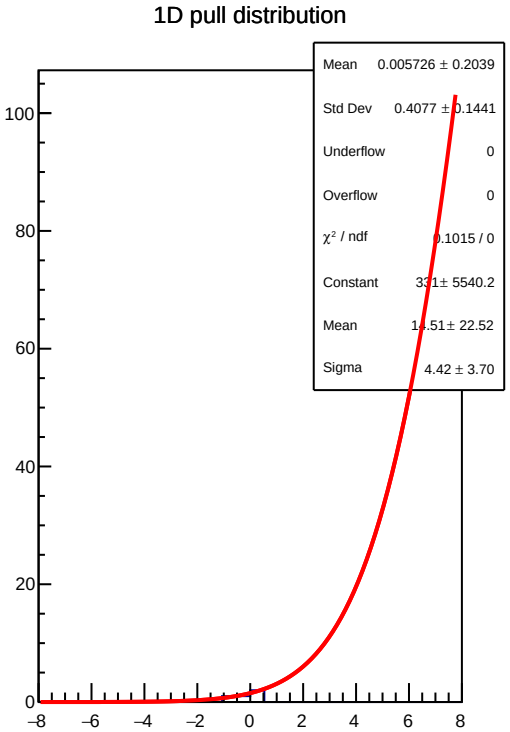
1D pull distribution
Mean 0.005726 ± 0.2039
Std Dev 0.4077 ± 0.1441
Underflow 0
Overflow 0
χ² / ndf 0.1015 / 0
Constant 331 ± 5540.2
Mean 14.51 ± 22.52
Sigma 4.42 ± 3.70
100
80
60
40
20
0
−8
−6
−4
−2
0
2
4
6
8

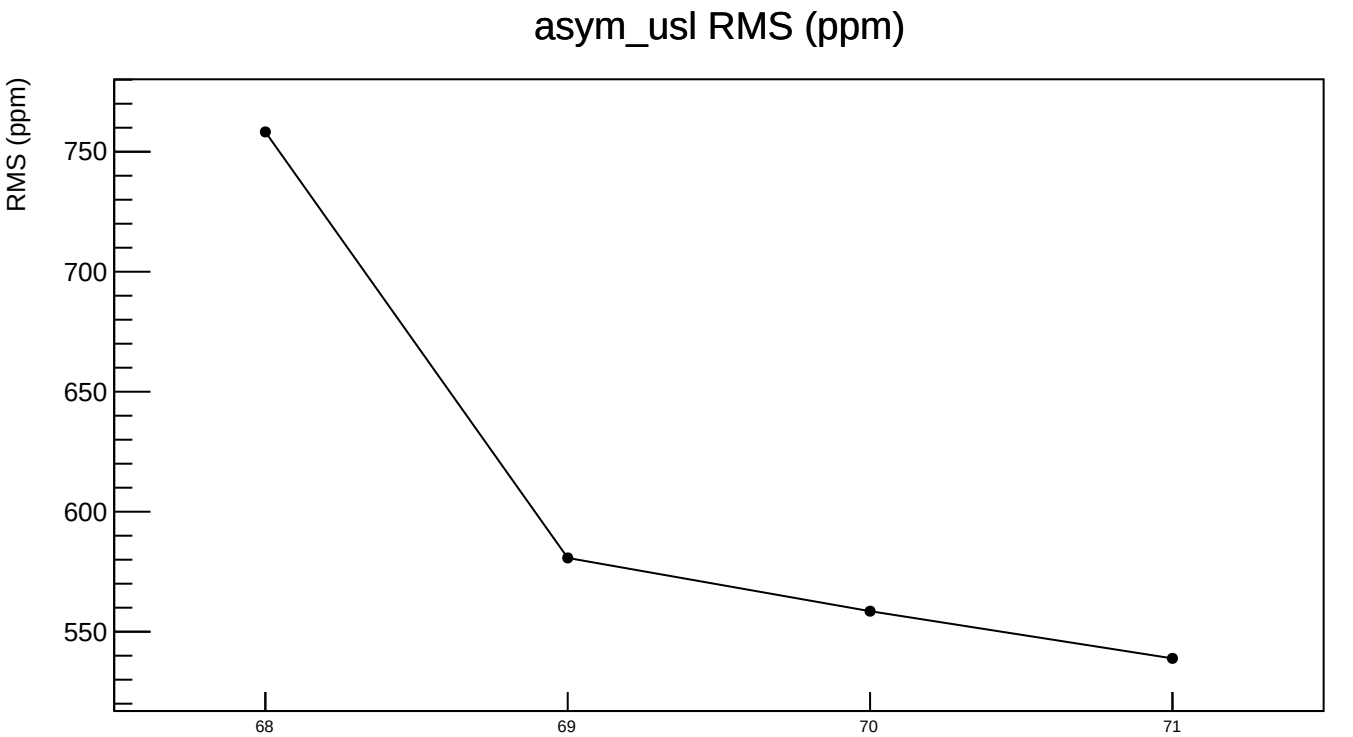
asym_usl RMS (ppm)
RMS (ppm)
750
700
650
600
550
68
69
70
71

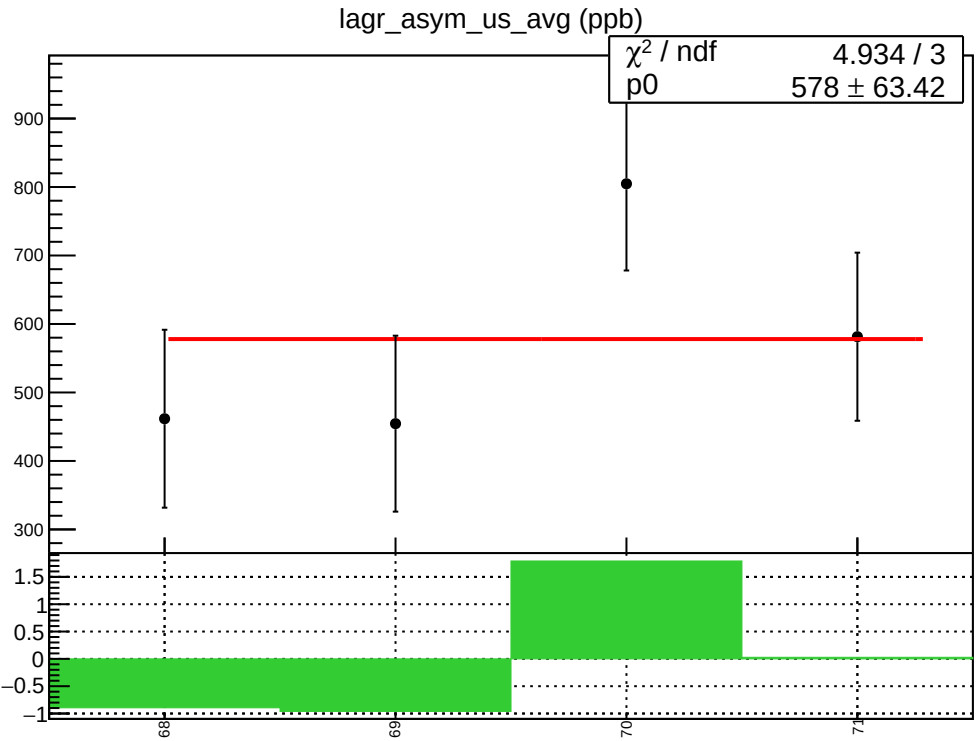
lagr_asym_us_avg (ppb)
χ^2 / ndf 4.934 / 3
p0 578 ± 63.42
900
800
700
600
500
400
300
1.5
1
0.5
0
−0.5
−1
68
69
70
71

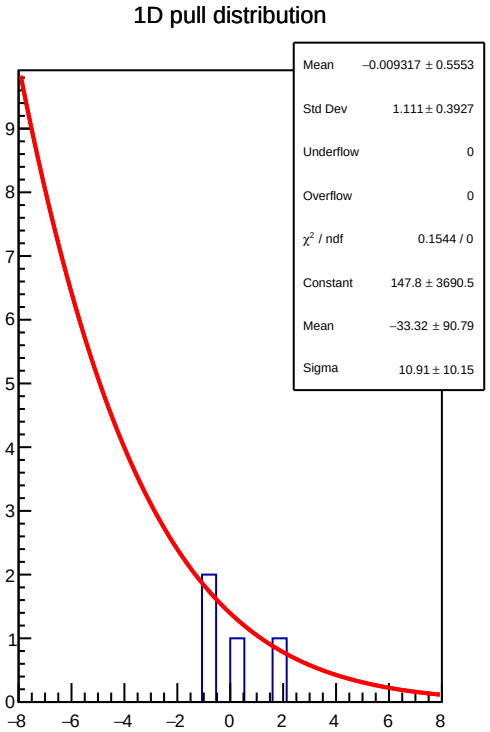
1D pull distribution
Mean −0.009317 ± 0.5553
Std Dev 1.111 ± 0.3927
Underflow 0
Overflow 0
χ^2 / ndf 0.1544 / 0
Constant 147.8 ± 3690.5
Mean −33.32 ± 90.79
Sigma 10.91 ± 10.15
9
8
7
6
5
4
3
2
1
0
−8
−6
−4
−2
0
2
4
6
8

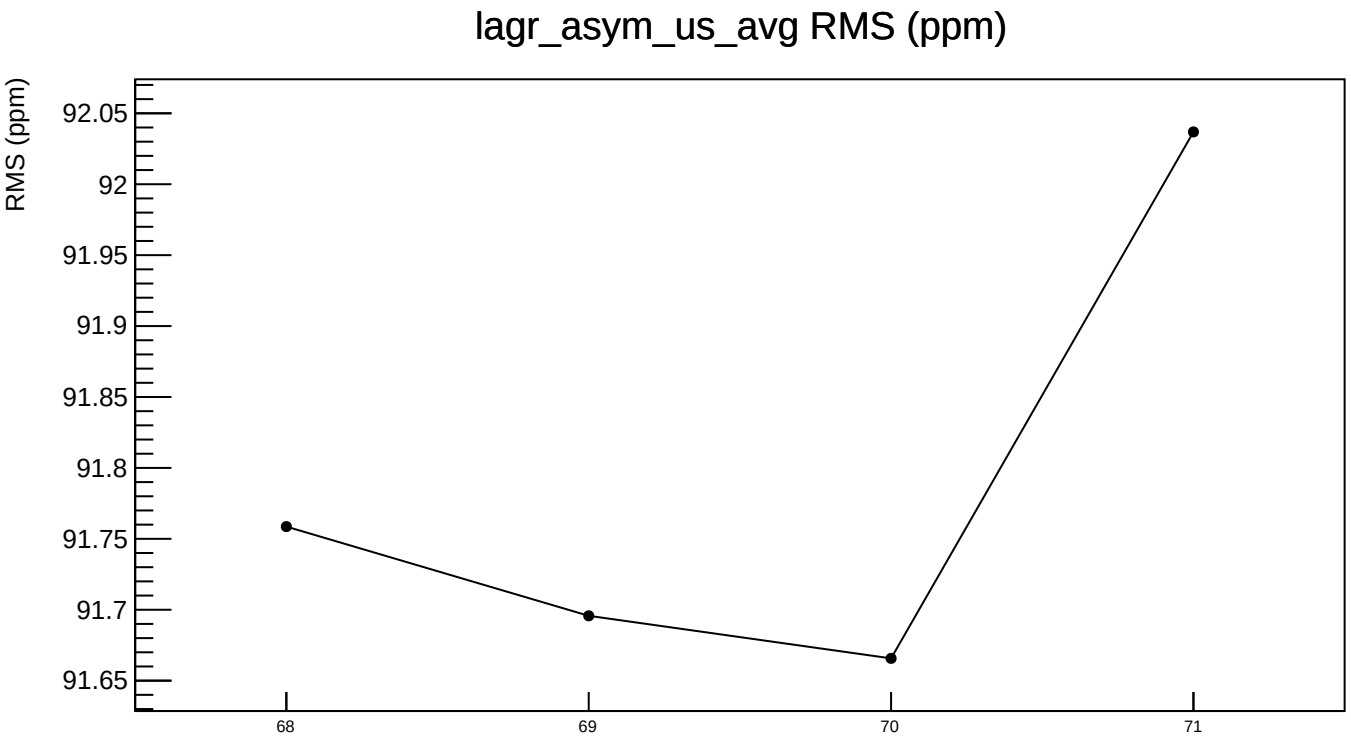
lagr_asym_us_avg RMS (ppm)
RMS (ppm)
92.05
92
91.95
91.9
91.85
91.8
91.75
91.7
91.65
68
69
70
71

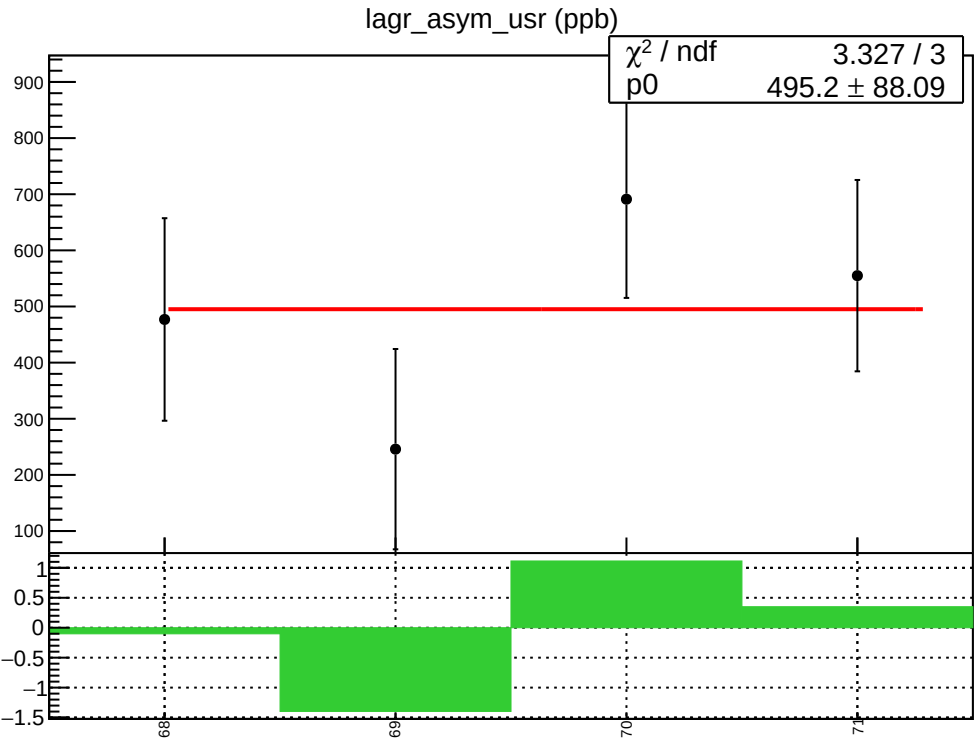
lagr_asym_usr (ppb)
χ² / ndf 3.327 / 3
p0 495.2 ± 88.09
900
800
700
600
500
400
300
200
100
1
0.5
0
−0.5
−1
−1.5
68
69
70
71

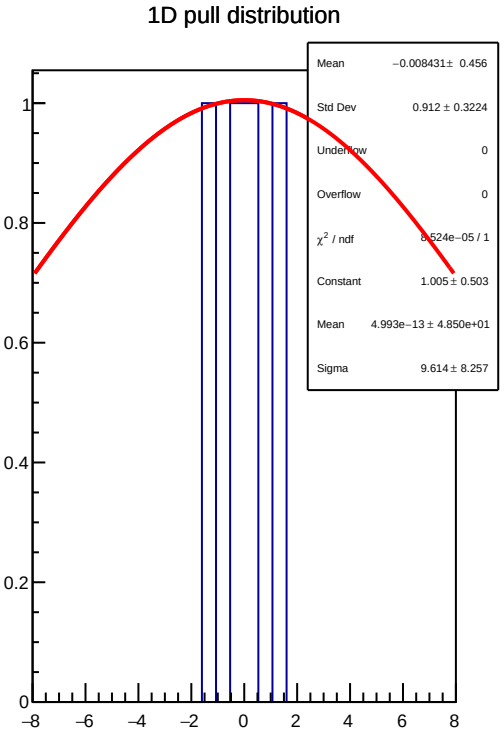
1D pull distribution
Mean −0.008431 ± 0.456
Std Dev 0.912 ± 0.3224
Underflow 0
Overflow 0
χ² / ndf 8.524e−05 / 1
Constant 1.005 ± 0.503
Mean 4.993e−13 ± 4.850e+01
Sigma 9.614 ± 8.257
1
0.8
0.6
0.4
0.2
0
−8
−6
−4
−2
0
2
4
6
8

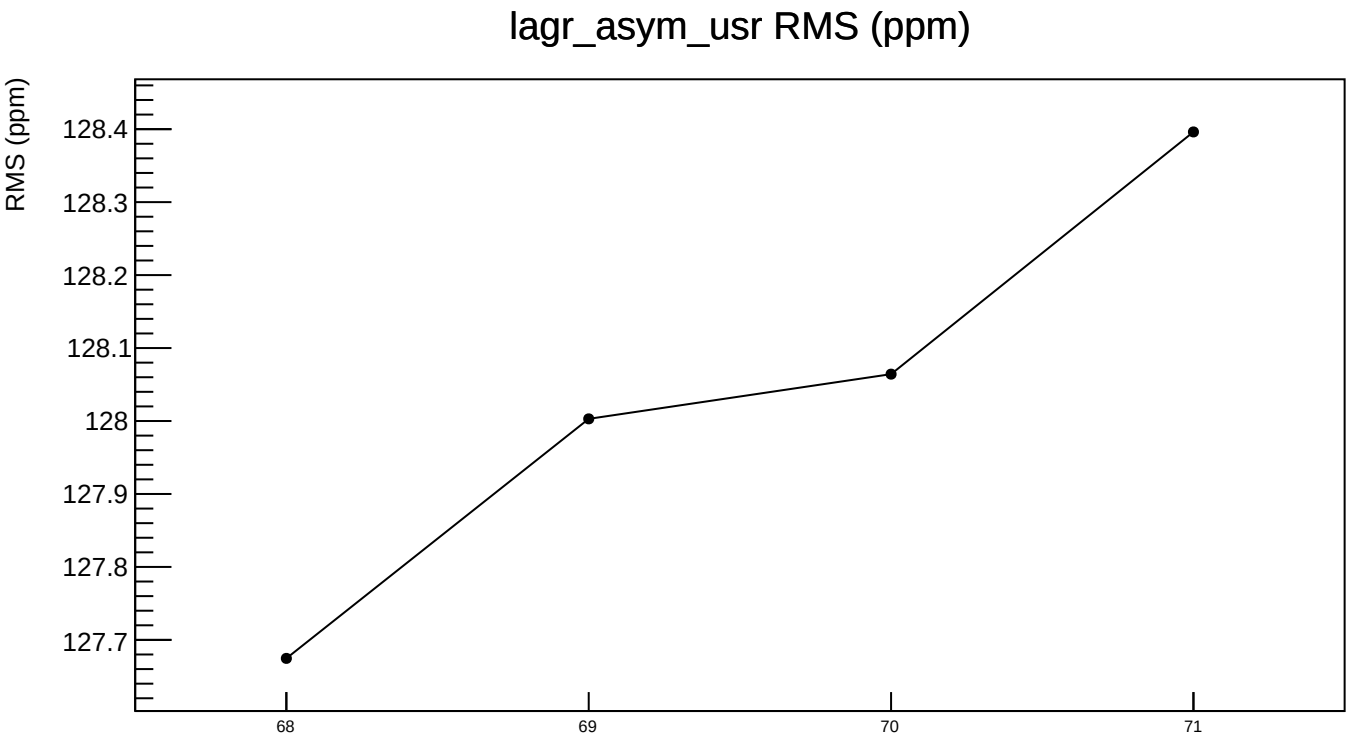
lagr_asym_usr RMS (ppm)
RMS (ppm)
128.4
128.3
128.2
128.1
128
127.9
127.8
127.7
68
69
70
71

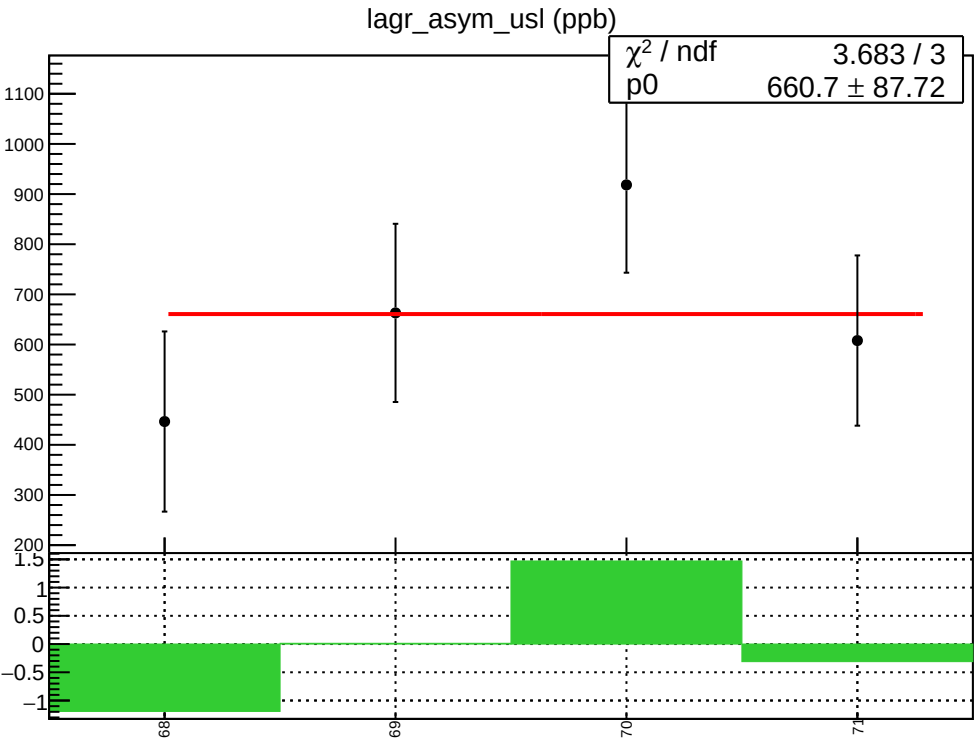
lagr_asym_usl (ppb)
χ² / ndf 3.683 / 3
p0 660.7 ± 87.72
1100
1000
900
800
700
600
500
400
300
200
1.5
1
0.5
0
−0.5
−1
68
69
70
71

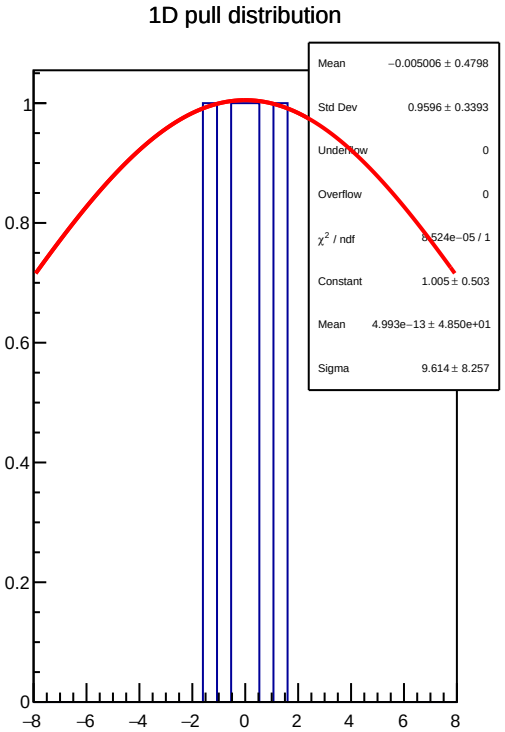
1D pull distribution
Mean −0.005006 ± 0.4798
Std Dev 0.9596 ± 0.3393
Underflow 0
Overflow 0
χ² / ndf 8.524e−05 / 1
Constant 1.005 ± 0.503
Mean 4.993e−13 ± 4.850e+01
Sigma 9.614 ± 8.257
1
0.8
0.6
0.4
0.2
0
−8
−6
−4
−2
0
2
4
6
8

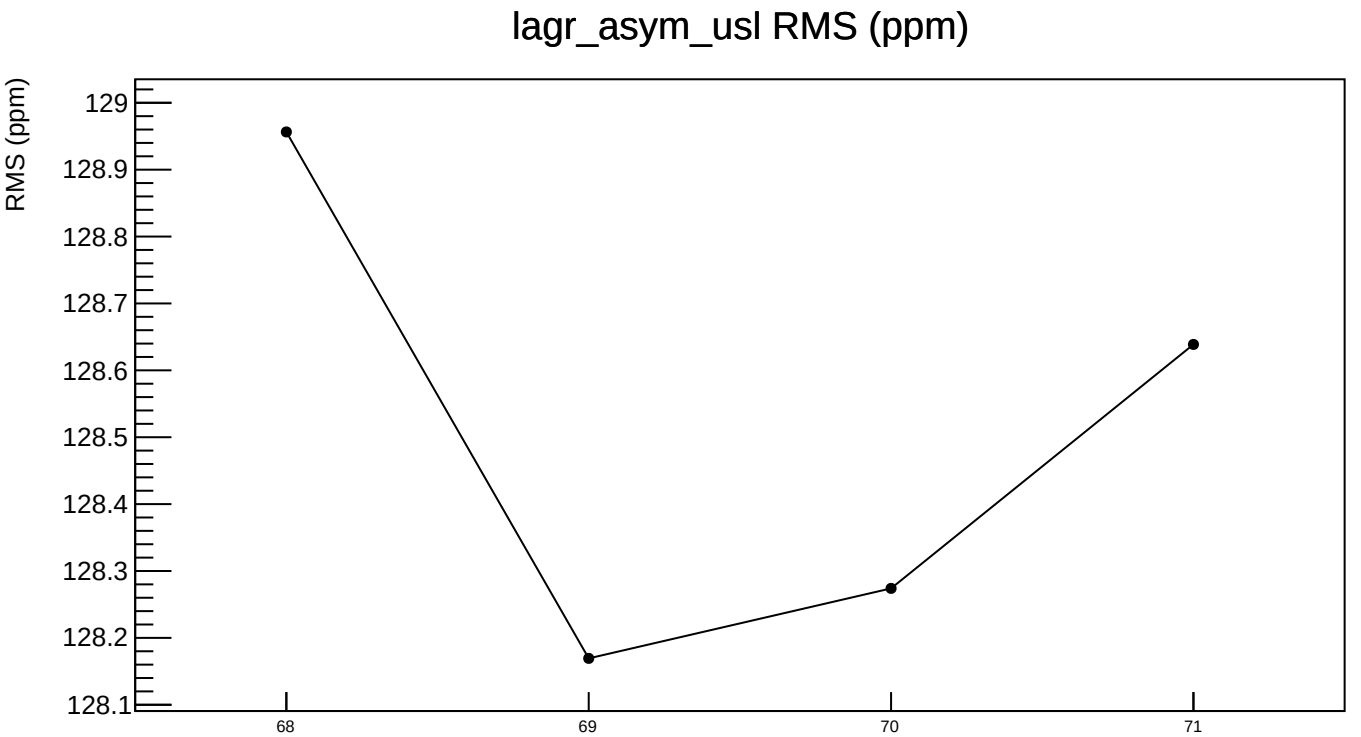
lagr_asym_usl RMS (ppm)
RMS (ppm)
129
128.9
128.8
128.7
128.6
128.5
128.4
128.3
128.2
128.1
68
69
70
71