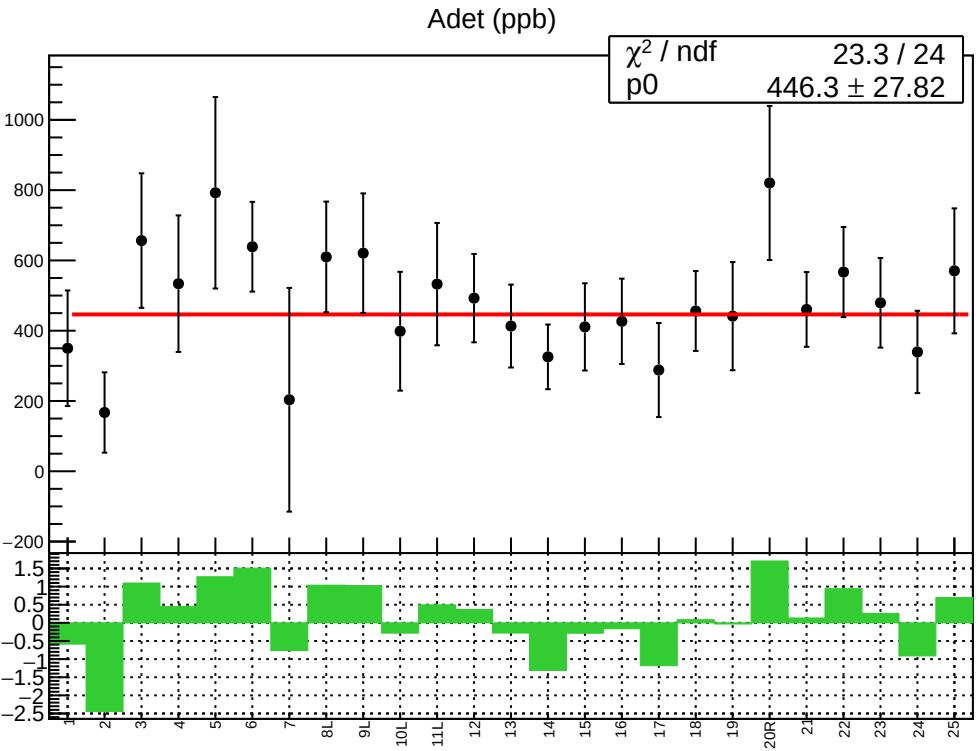
Adet (ppb)
χ² / ndf 23.3 / 24
p0 446.3 ± 27.82
1000
800
600
400
200
0
−200
1.5
1
0.5
0
−0.5
−1
−1.5
−2
−2.5
1
2
3
4
5
6
7
8L
9L
10L
11L
12
13
14
15
16
17
18
19
20R
21
22
23
24
25

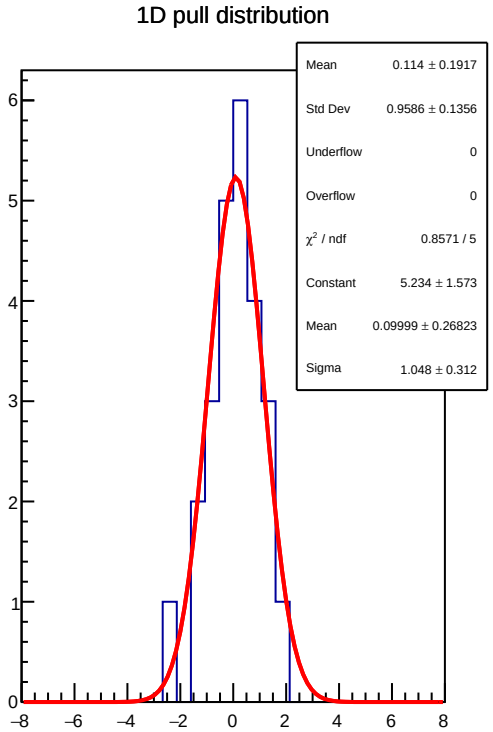
1D pull distribution
Mean 0.114 ± 0.1917
Std Dev 0.9586 ± 0.1356
Underflow 0
Overflow 0
χ² / ndf 0.8571 / 5
Constant 5.234 ± 1.573
Mean 0.09999 ± 0.26823
Sigma 1.048 ± 0.312
6
5
4
3
2
1
0
−8
−6
−4
−2
0
2
4
6
8

Adet RMS (ppm)

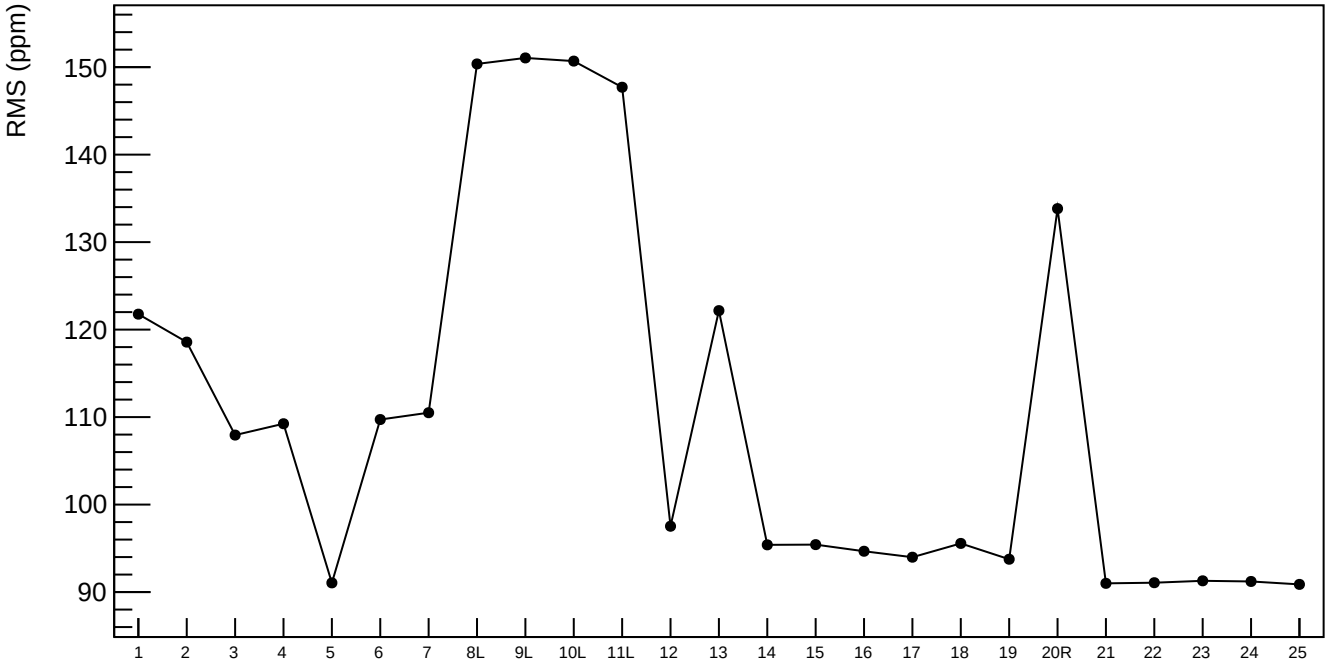
RMS (ppm)
150
140
130
120
110
100
90
1
2
3
4
5
6
7
8L
9L
10L
11L
12
13
14
15
16
17
18
19
20R
21
22
23
24
25

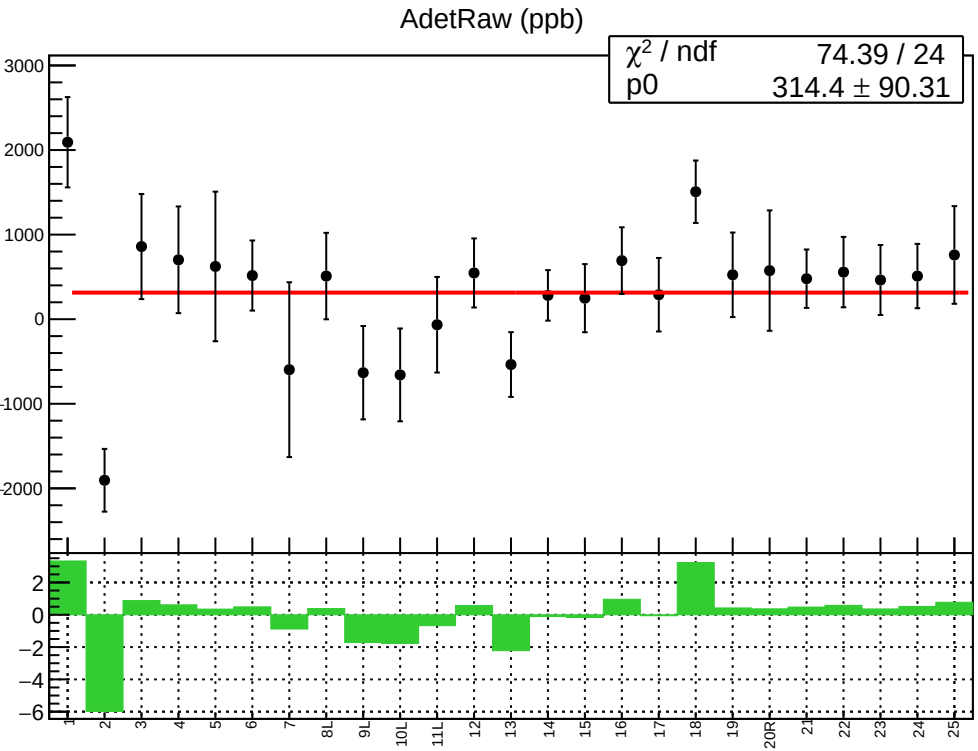
AdetRaw (ppb)
χ² / ndf 74.39 / 24
p0 314.4 ± 90.31
3000
2000
1000
0
-1000
-2000
2
0
−2
−4
−6
1
2
3
4
5
6
7
8L
9L
10L
11L
12
13
14
15
16
17
18
19
20R
21
22
23
24
25

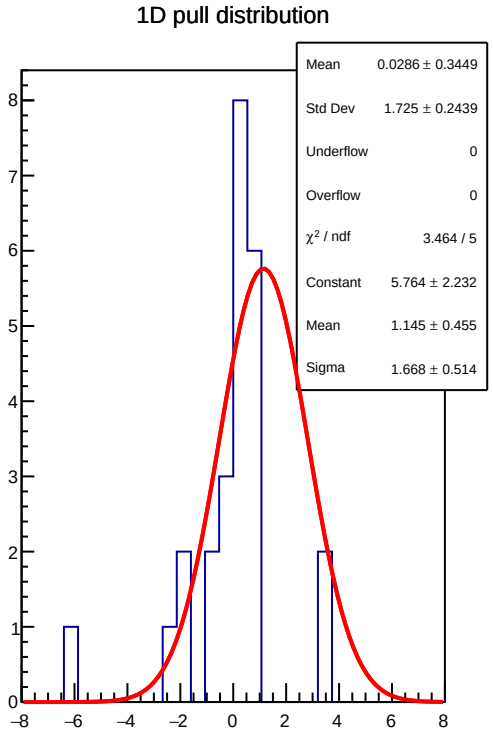
1D pull distribution
Mean 0.0286 ± 0.3449
Std Dev 1.725 ± 0.2439
Underflow 0
Overflow 0
χ² / ndf 3.464 / 5
Constant 5.764 ± 2.232
Mean 1.145 ± 0.455
Sigma 1.668 ± 0.514
8
7
6
5
4
3
2
1
0
−8
−6
−4
−2
0
2
4
6
8

AdetRaw RMS (ppm)

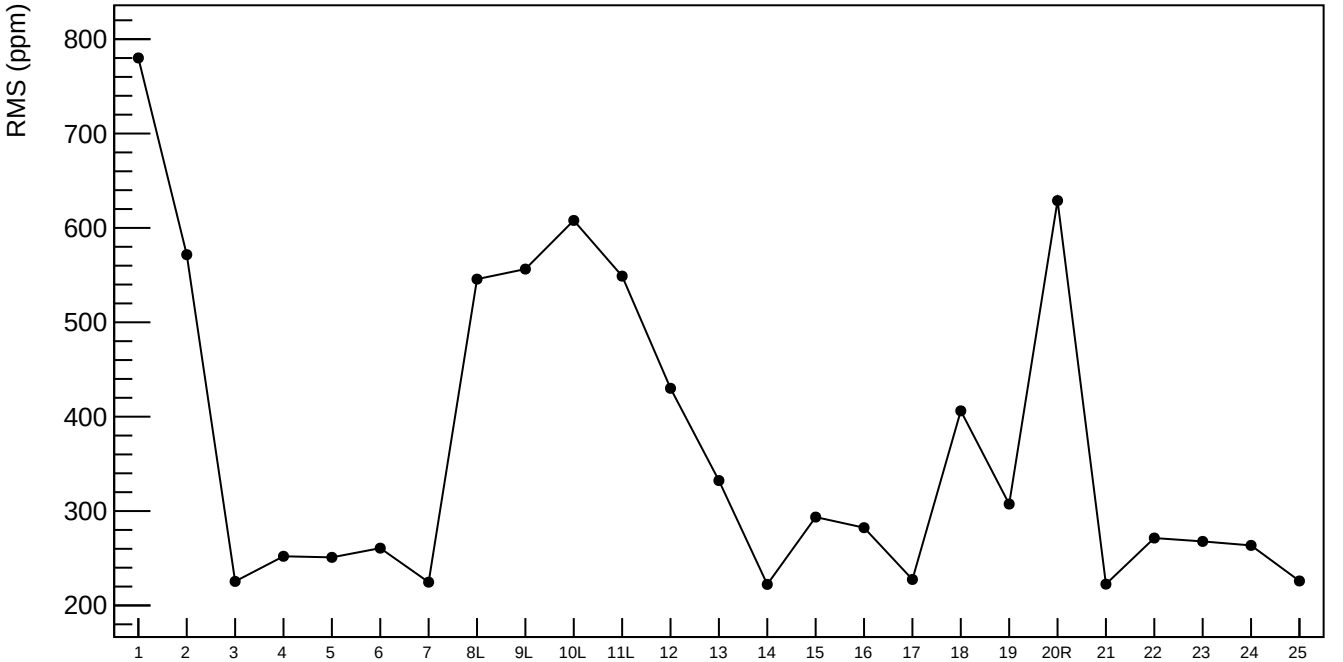

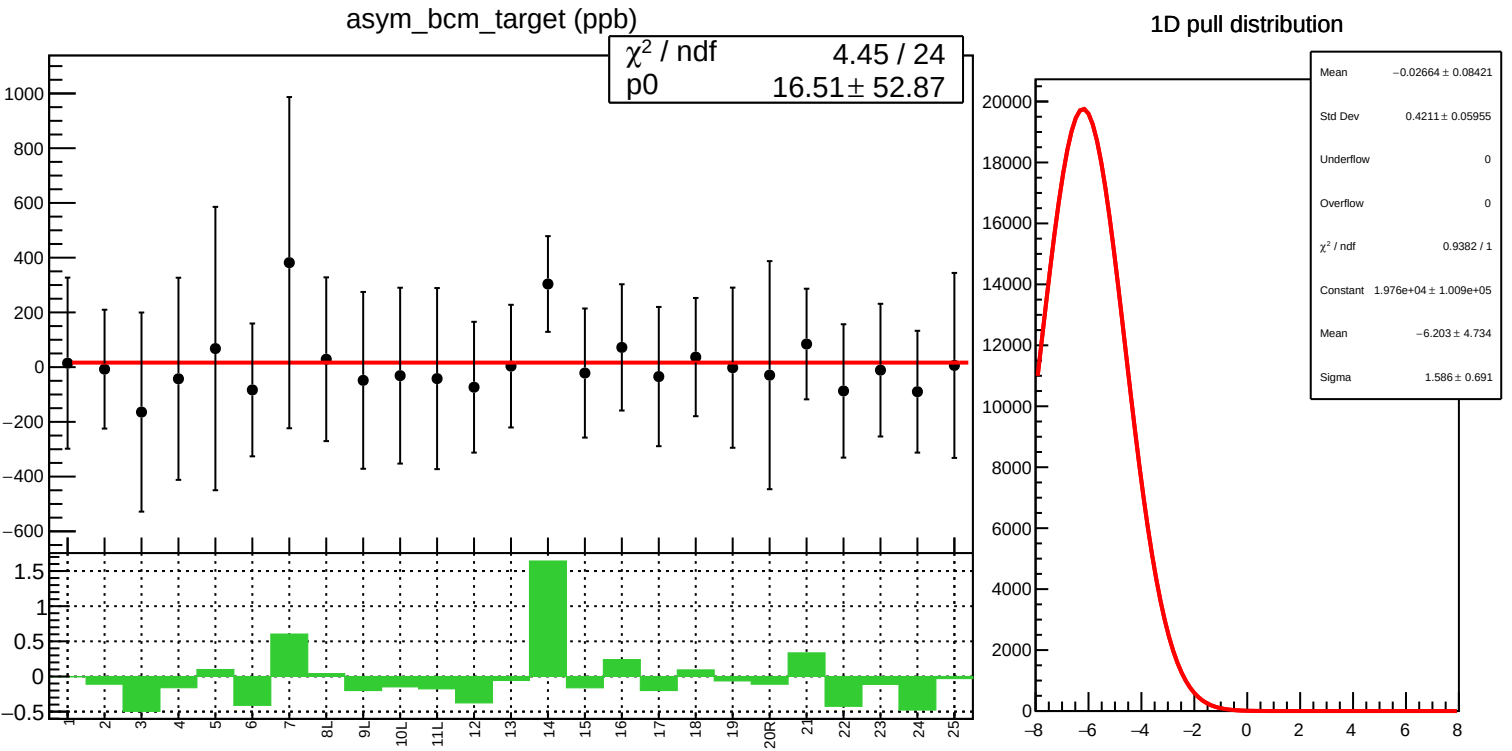
asym_bcm_target (ppb)
χ² / ndf 4.45 / 24
p0 16.51 ± 52.87
1D pull distribution
Mean −0.02664 ± 0.08421
Std Dev 0.4211 ± 0.05955
Underflow 0
Overflow 0
χ² / ndf 0.9382 / 1
Constant 1.976e+04 ± 1.009e+05
Mean −6.203 ± 4.734
Sigma 1.586 ± 0.691

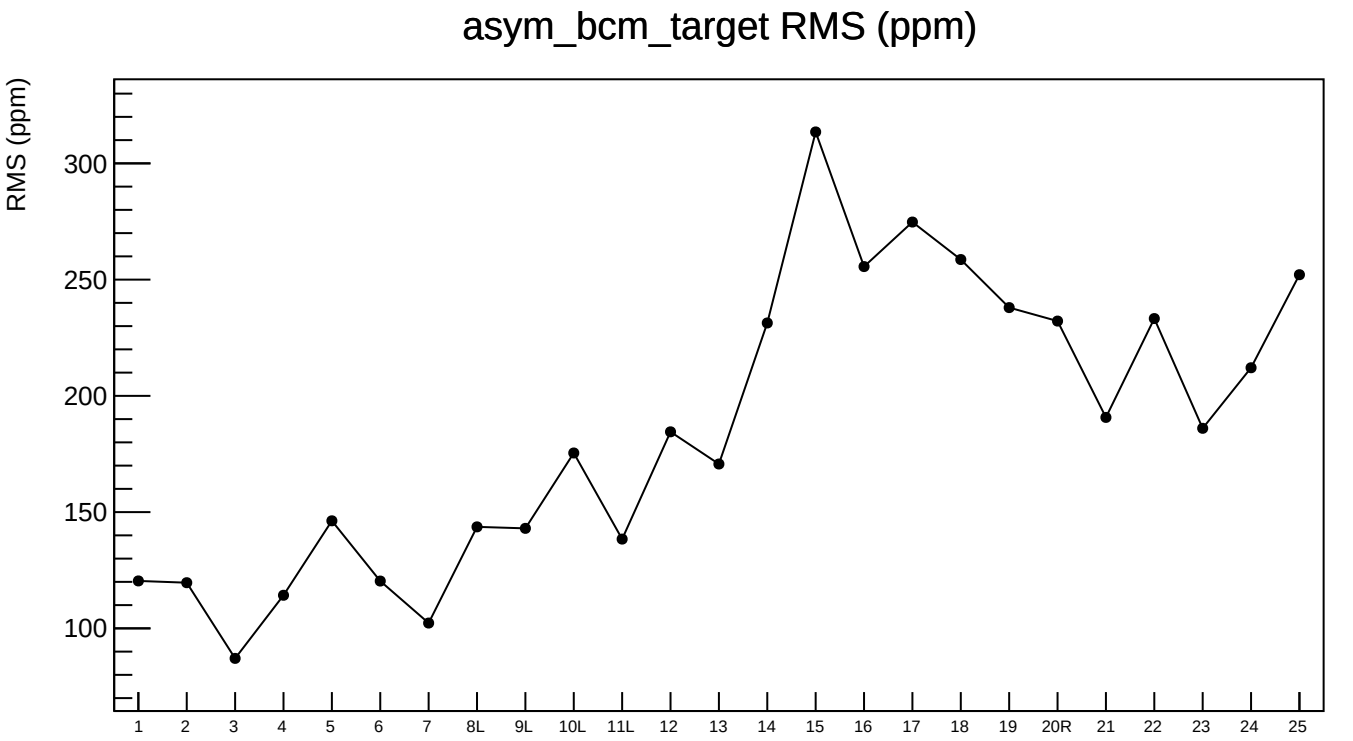
asym_bcm_target RMS (ppm)
RMS (ppm)
300
250
200
150
100
1
2
3
4
5
6
7
8L
9L
10L
11L
12
13
14
15
16
17
18
19
20R
21
22
23
24
25

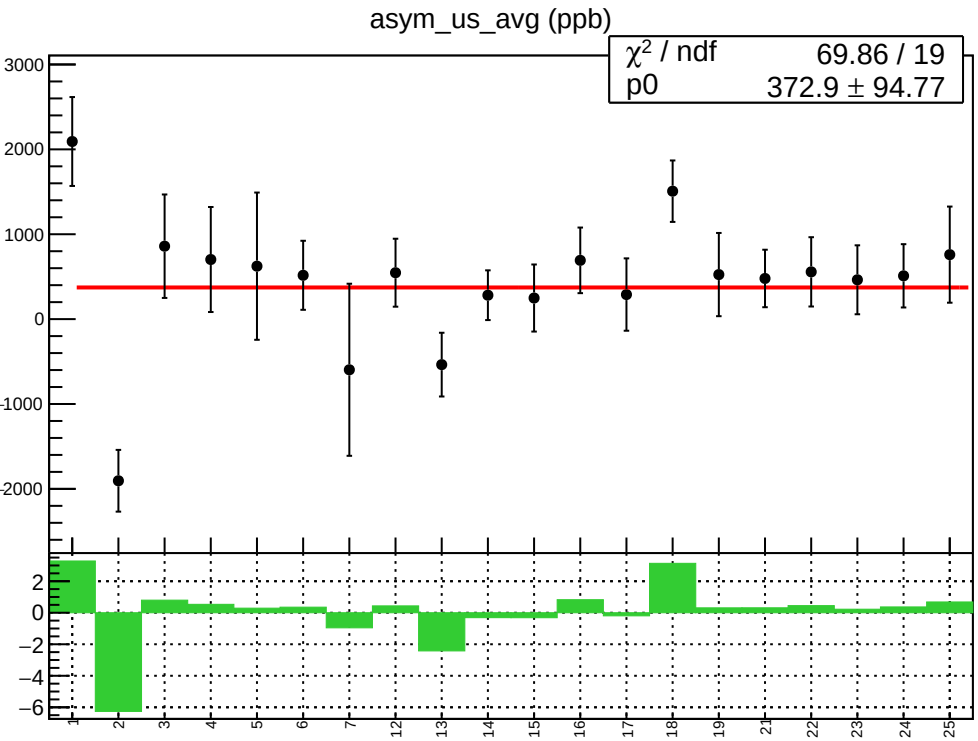
asym_us_avg (ppb)
χ² / ndf 69.86 / 19
p0 372.9 ± 94.77
3000
2000
1000
0
-1000
-2000
2
0
−2
−4
−6
1 2 3 4 5 6 7 12 13 14 15 16 17 18 19 21 22 23 24 25

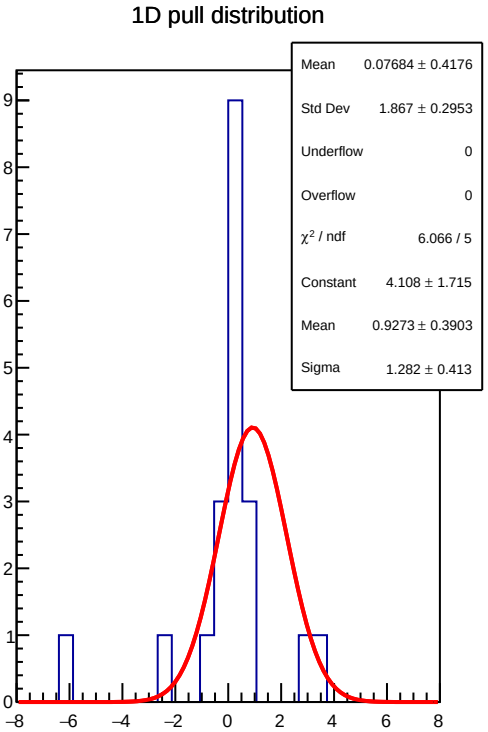
1D pull distribution
Mean 0.07684 ± 0.4176
Std Dev 1.867 ± 0.2953
Underflow 0
Overflow 0
χ² / ndf 6.066 / 5
Constant 4.108 ± 1.715
Mean 0.9273 ± 0.3903
Sigma 1.282 ± 0.413
9
8
7
6
5
4
3
2
1
0
−8 −6 −4 −2 0 2 4 6 8

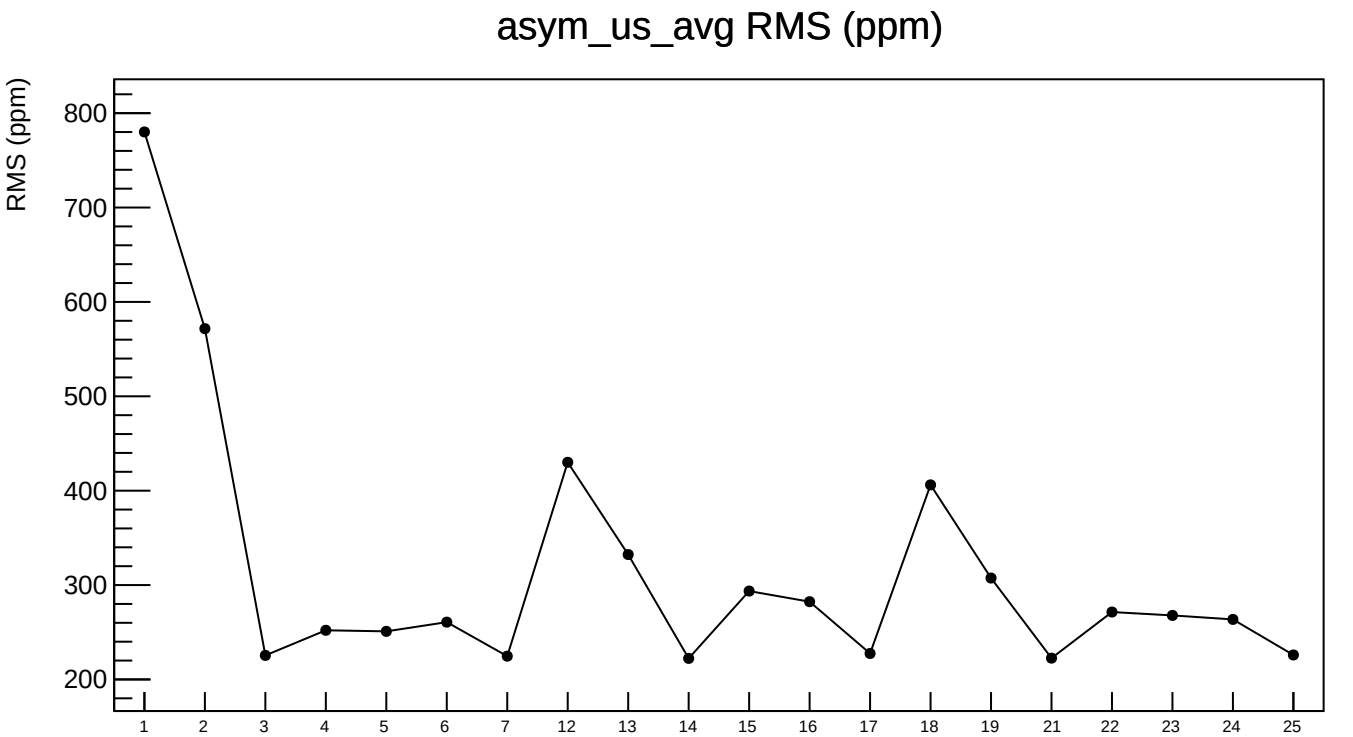
asym_us_avg RMS (ppm)
RMS (ppm)
800
700
600
500
400
300
200
1
2
3
4
5
6
7
12
13
14
15
16
17
18
19
21
22
23
24
25

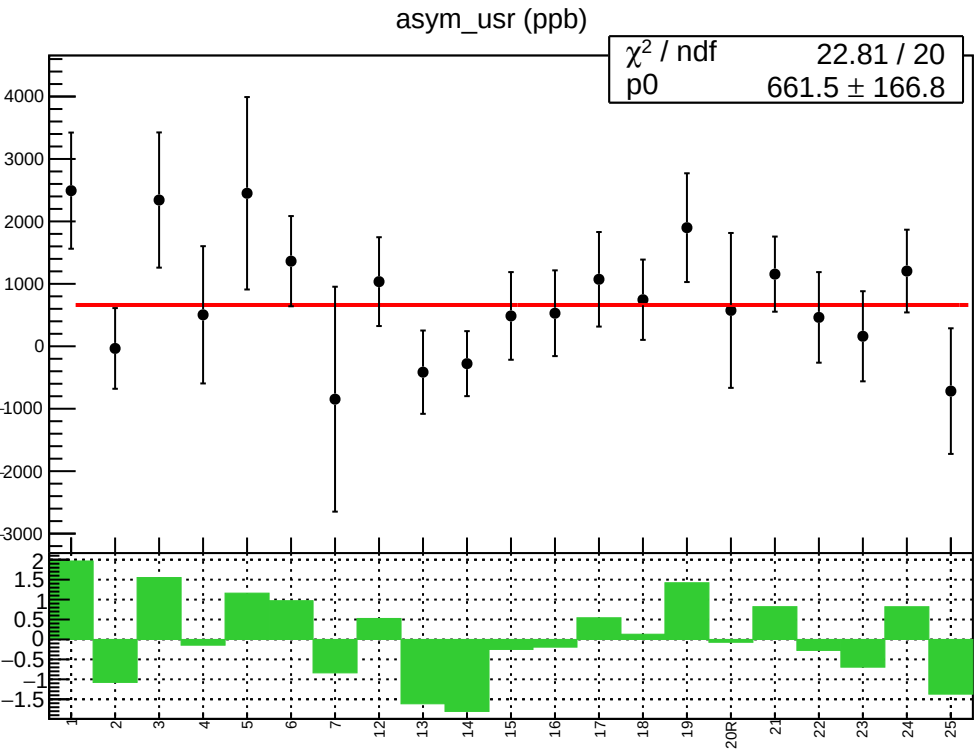
asym_usr (ppb)
χ² / ndf 22.81 / 20
p0 661.5 ± 166.8
4000
3000
2000
1000
0
-1000
-2000
-3000
2
1.5
1
0.5
0
−0.5
−1
−1.5
1
2
3
4
5
6
7
12
13
14
15
16
17
18
19
20R
21
22
23
24
25

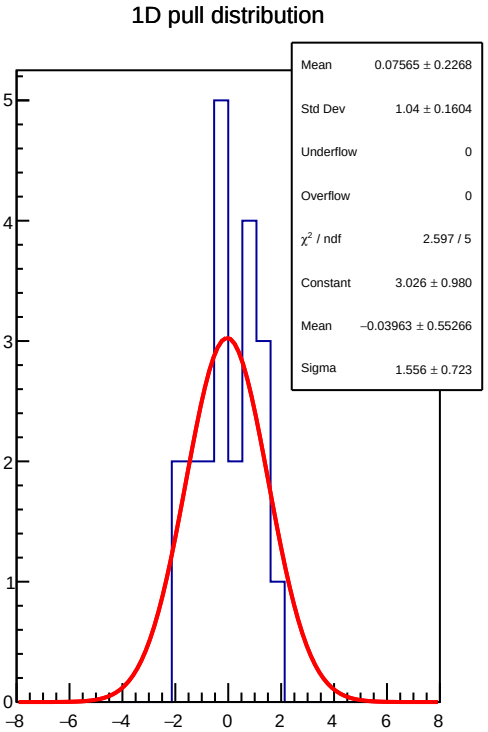
1D pull distribution
Mean 0.07565 ± 0.2268
Std Dev 1.04 ± 0.1604
Underflow 0
Overflow 0
χ² / ndf 2.597 / 5
Constant 3.026 ± 0.980
Mean −0.03963 ± 0.55266
Sigma 1.556 ± 0.723
5
4
3
2
1
0
−8
−6
−4
−2
0
2
4
6
8

asym_usr RMS (ppm)

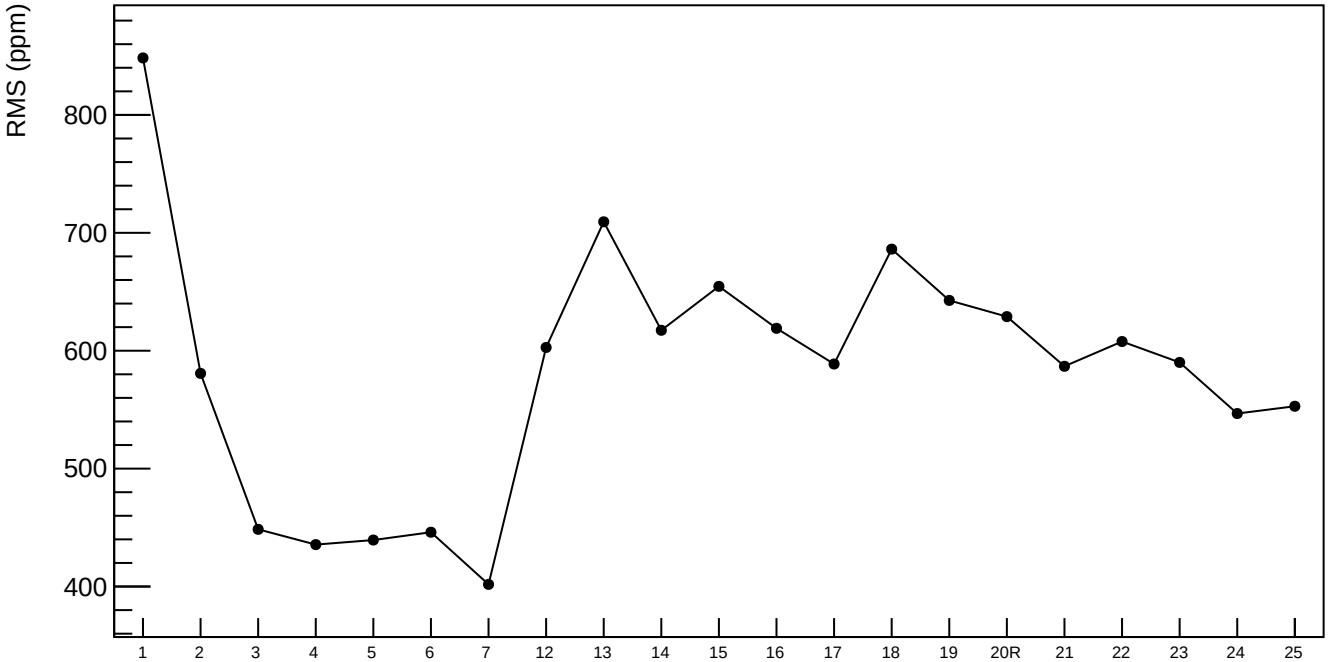

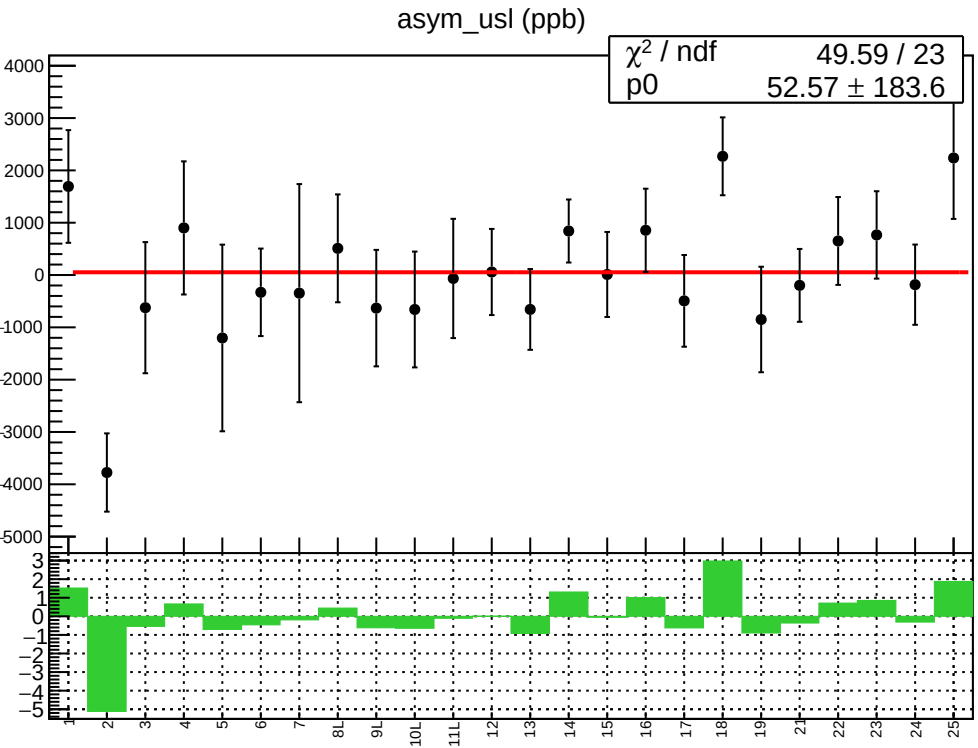
asym_usl (ppb)
χ² / ndf 49.59 / 23
p0 52.57 ± 183.6
4000
3000
2000
1000
0
-1000
-2000
-3000
-4000
-5000
3
2
1
0
−1
−2
−3
−4
−5
1
2
3
4
5
6
7
8L
9L
10L
11L
12
13
14
15
16
17
18
19
21
22
23
24
25

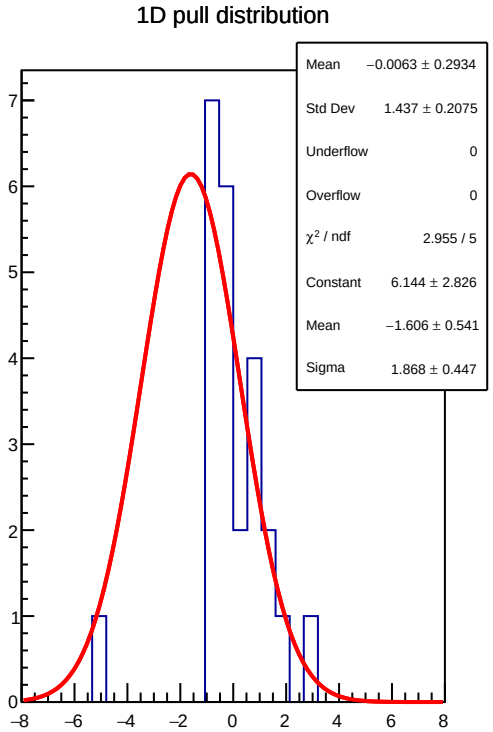
1D pull distribution
Mean −0.0063 ± 0.2934
Std Dev 1.437 ± 0.2075
Underflow 0
Overflow 0
χ² / ndf 2.955 / 5
Constant 6.144 ± 2.826
Mean −1.606 ± 0.541
Sigma 1.868 ± 0.447
7
6
5
4
3
2
1
0
−8
−6
−4
−2
0
2
4
6
8

asym_usl RMS (ppm)

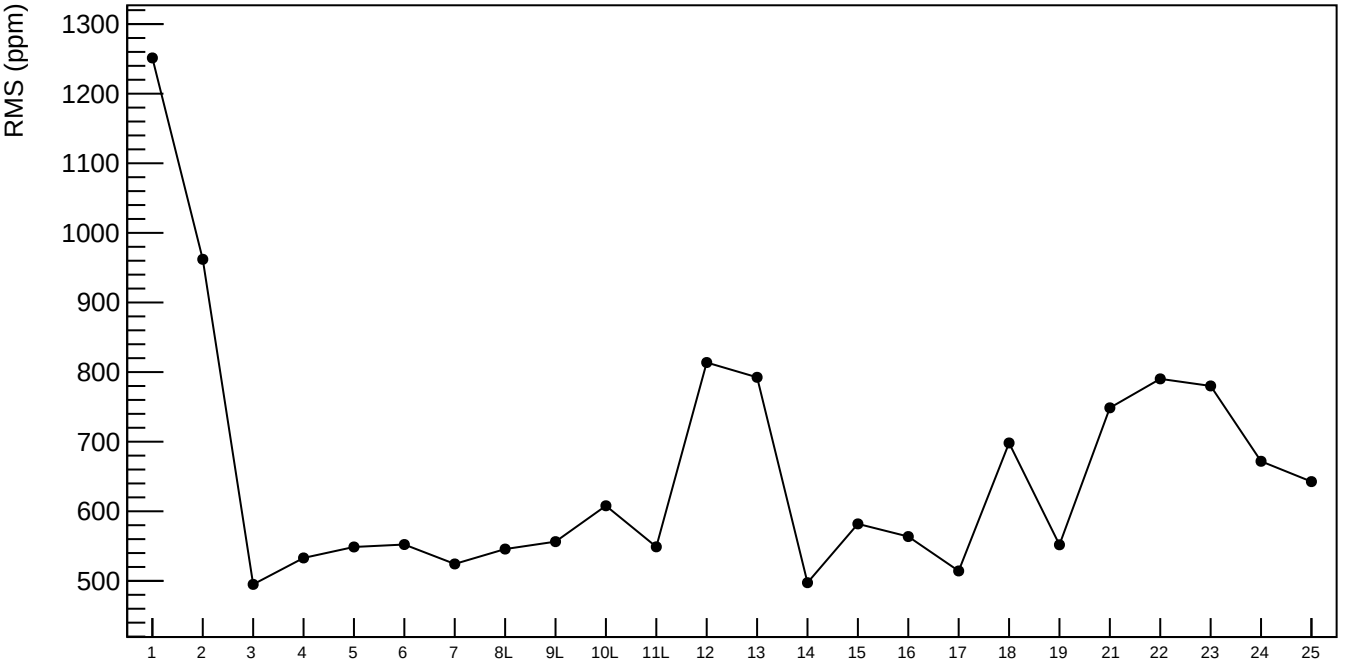

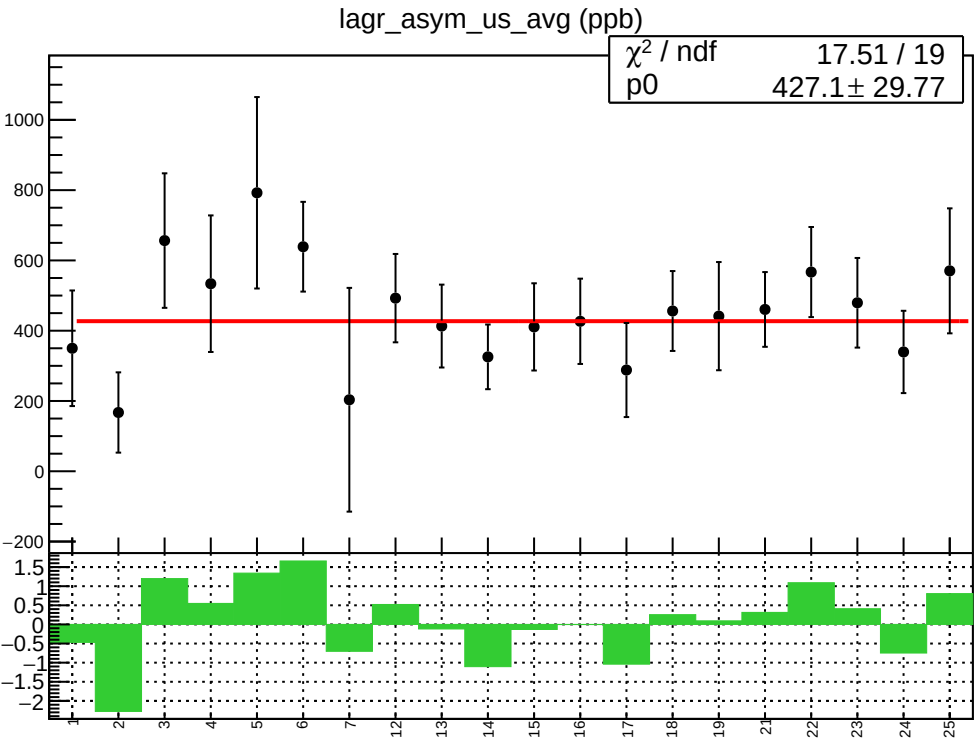
lagr_asym_us_avg (ppb)
χ² / ndf 17.51 / 19
p0 427.1 ± 29.77

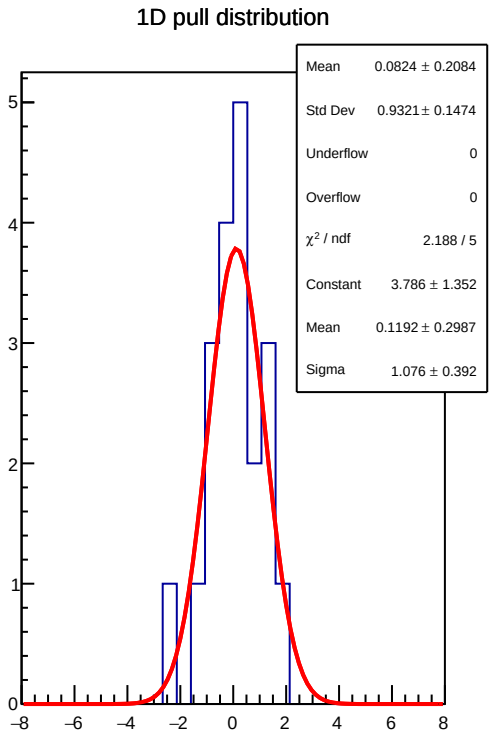
1D pull distribution
Mean 0.0824 ± 0.2084
Std Dev 0.9321 ± 0.1474
Underflow 0
Overflow 0
χ² / ndf 2.188 / 5
Constant 3.786 ± 1.352
Mean 0.1192 ± 0.2987
Sigma 1.076 ± 0.392

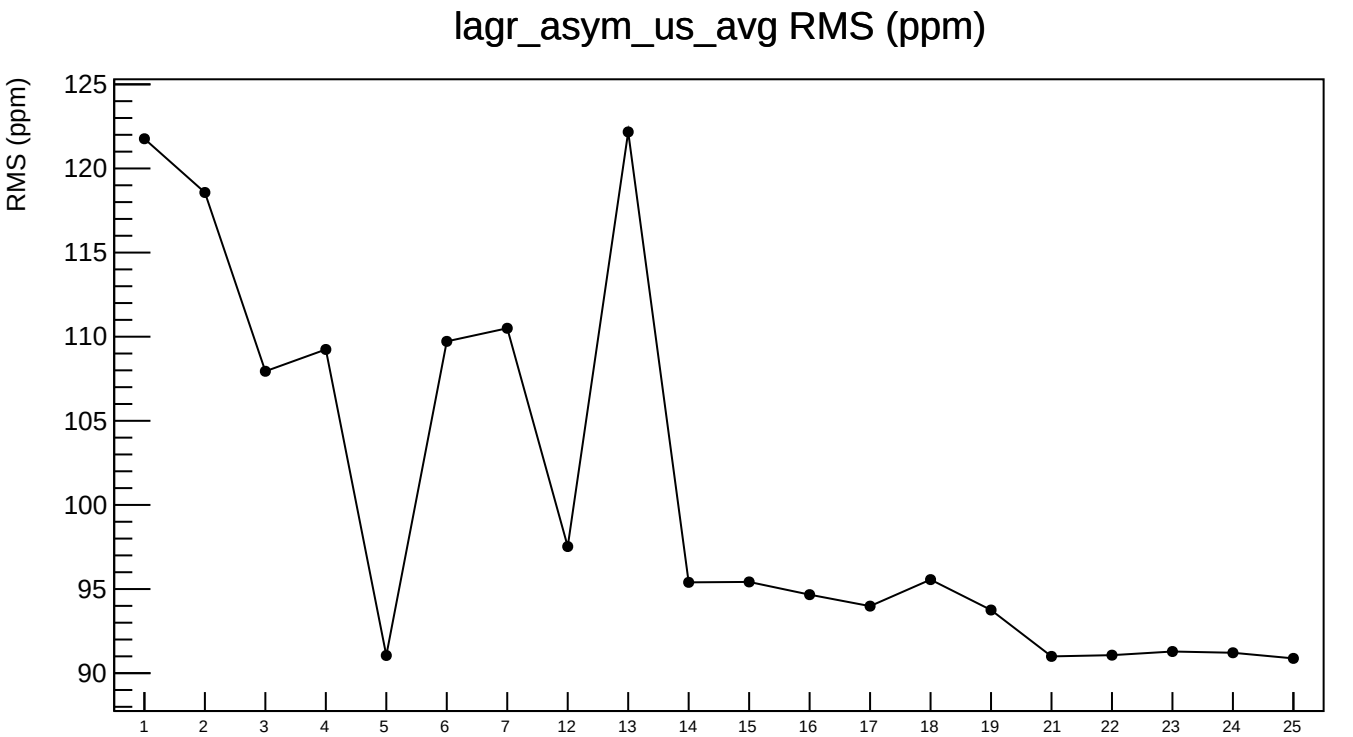
lagr_asym_us_avg RMS (ppm)
RMS (ppm)
125
120
115
110
105
100
95
90
1
2
3
4
5
6
7
12
13
14
15
16
17
18
19
21
22
23
24
25

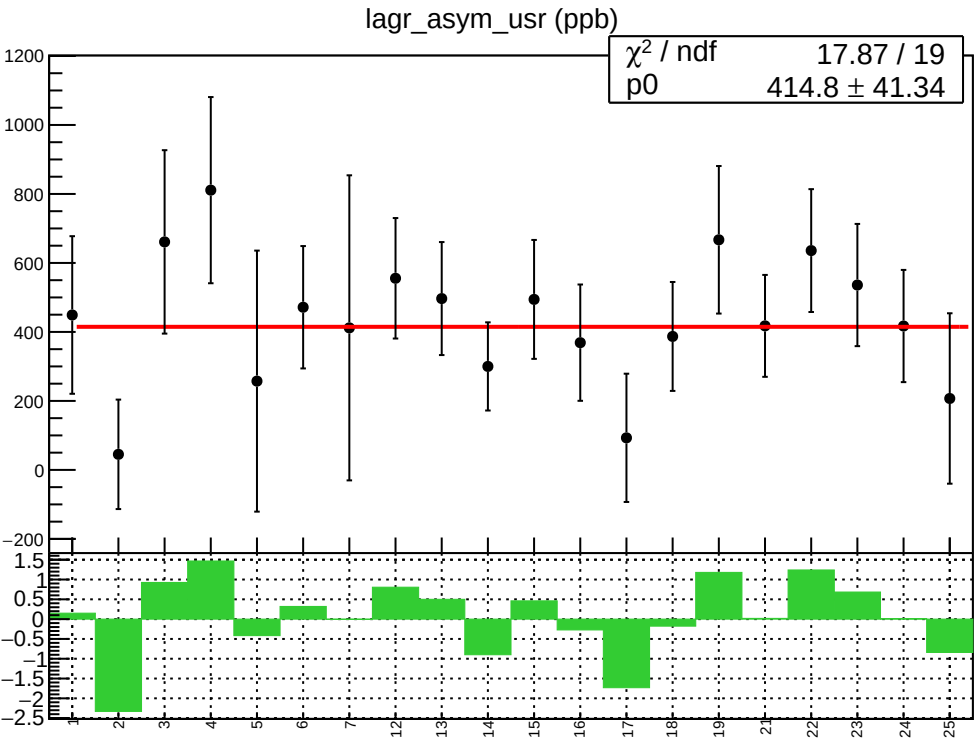
lagr_asym_usr (ppb)
χ² / ndf 17.87 / 19
p0 414.8 ± 41.34

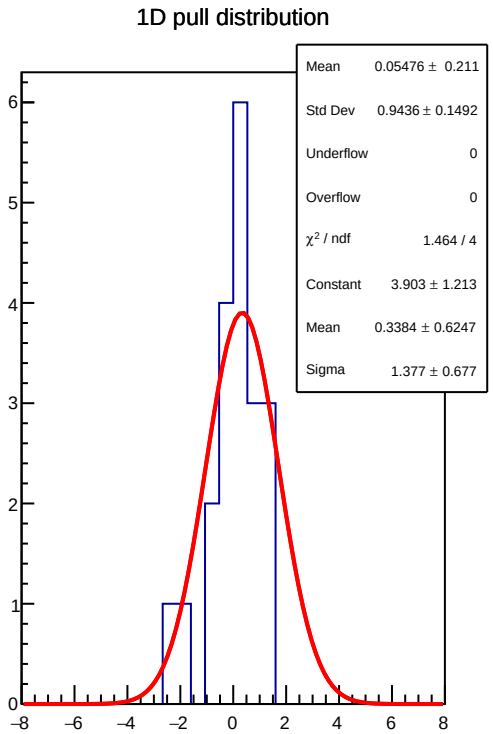
1D pull distribution
Mean 0.05476 ± 0.211
Std Dev 0.9436 ± 0.1492
Underflow 0
Overflow 0
χ² / ndf 1.464 / 4
Constant 3.903 ± 1.213
Mean 0.3384 ± 0.6247
Sigma 1.377 ± 0.677

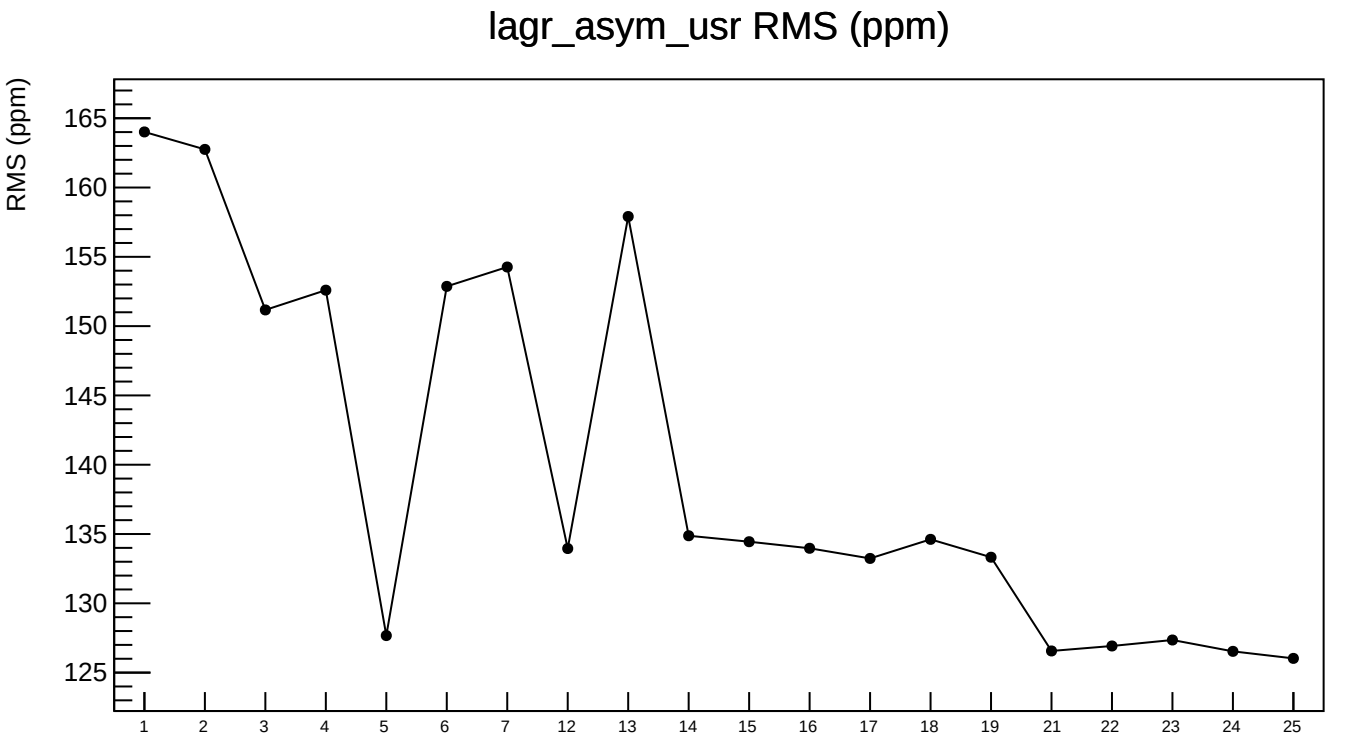
lagr_asym_usr RMS (ppm)
RMS (ppm)
165
160
155
150
145
140
135
130
125
1
2
3
4
5
6
7
12
13
14
15
16
17
18
19
21
22
23
24
25

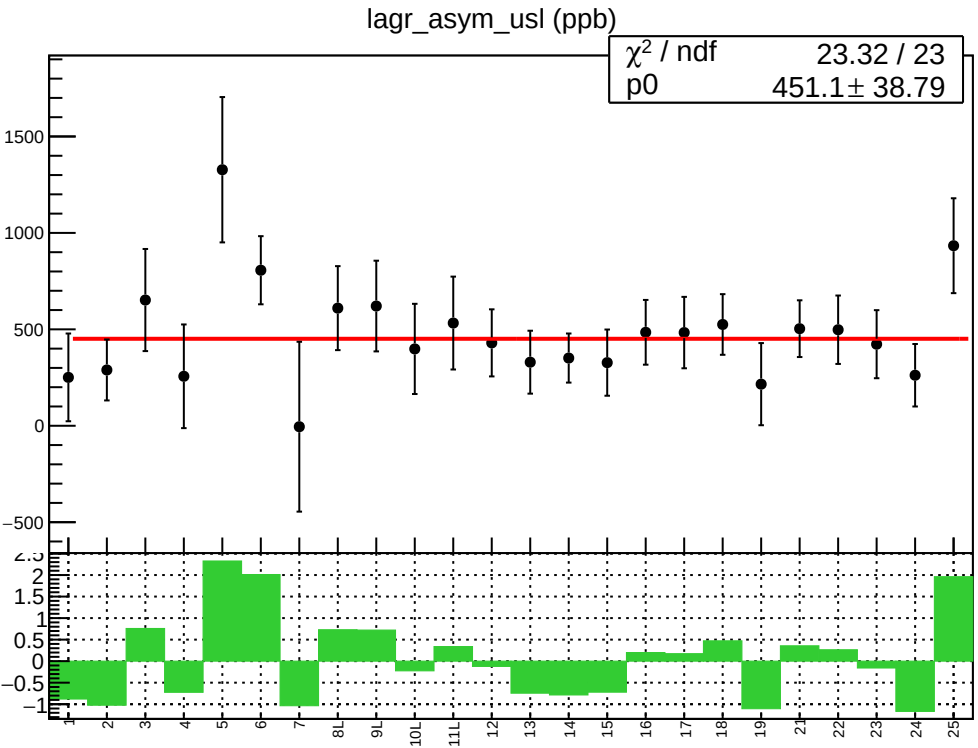
lagr_asym_usl (ppb)
χ² / ndf 23.32 / 23
p0 451.1 ± 38.79
1500
1000
500
0
−500
2.5
2
1.5
1
0.5
0
−0.5
−1
1
2
3
4
5
6
7
8L
9L
10L
11L
12
13
14
15
16
17
18
19
21
22
23
24
25

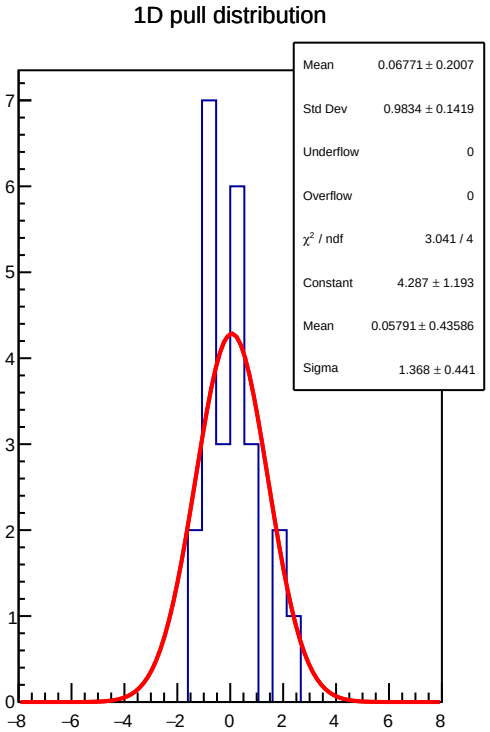
1D pull distribution
Mean 0.06771 ± 0.2007
Std Dev 0.9834 ± 0.1419
Underflow 0
Overflow 0
χ² / ndf 3.041 / 4
Constant 4.287 ± 1.193
Mean 0.05791 ± 0.43586
Sigma 1.368 ± 0.441
7
6
5
4
3
2
1
0
−8
−6
−4
−2
0
2
4
6
8

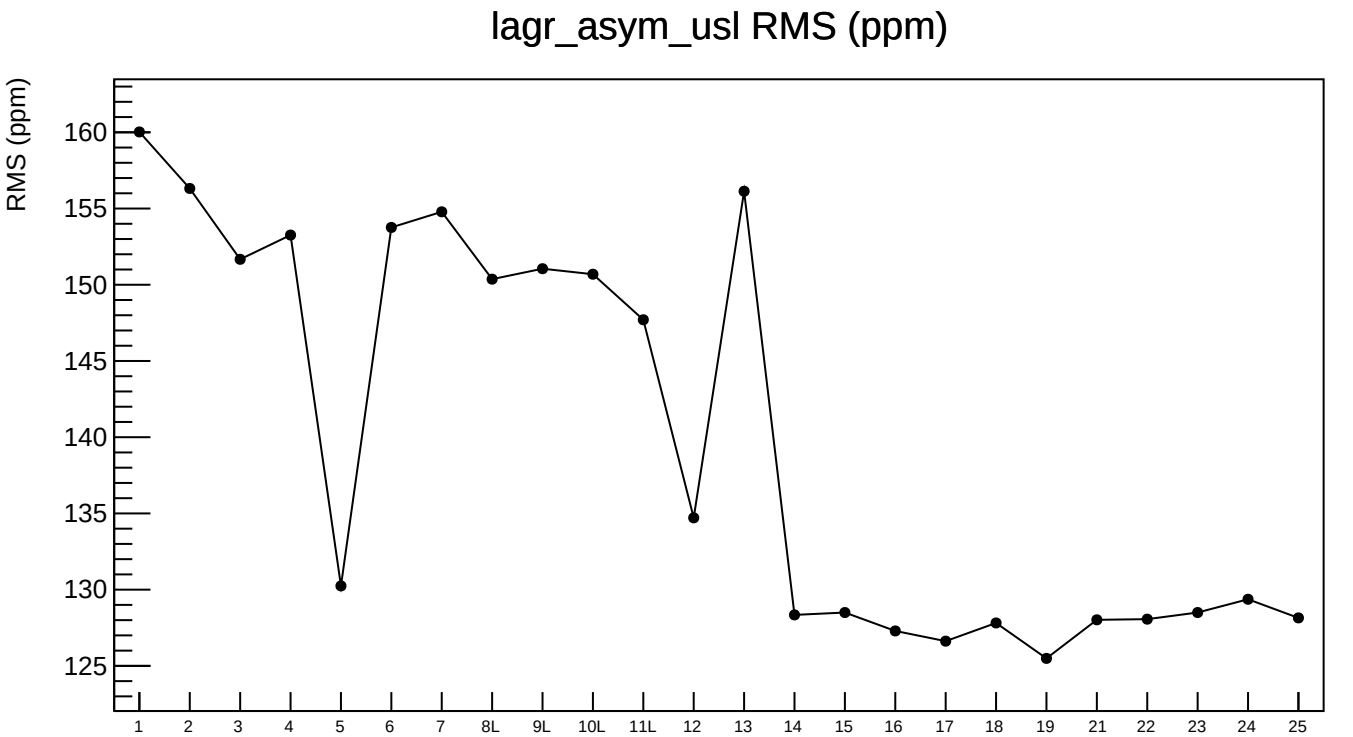
lagr_asym_usl RMS (ppm)
RMS (ppm)
160
155
150
145
140
135
130
125
1
2
3
4
5
6
7
8L
9L
10L
11L
12
13
14
15
16
17
18
19
21
22
23
24
25