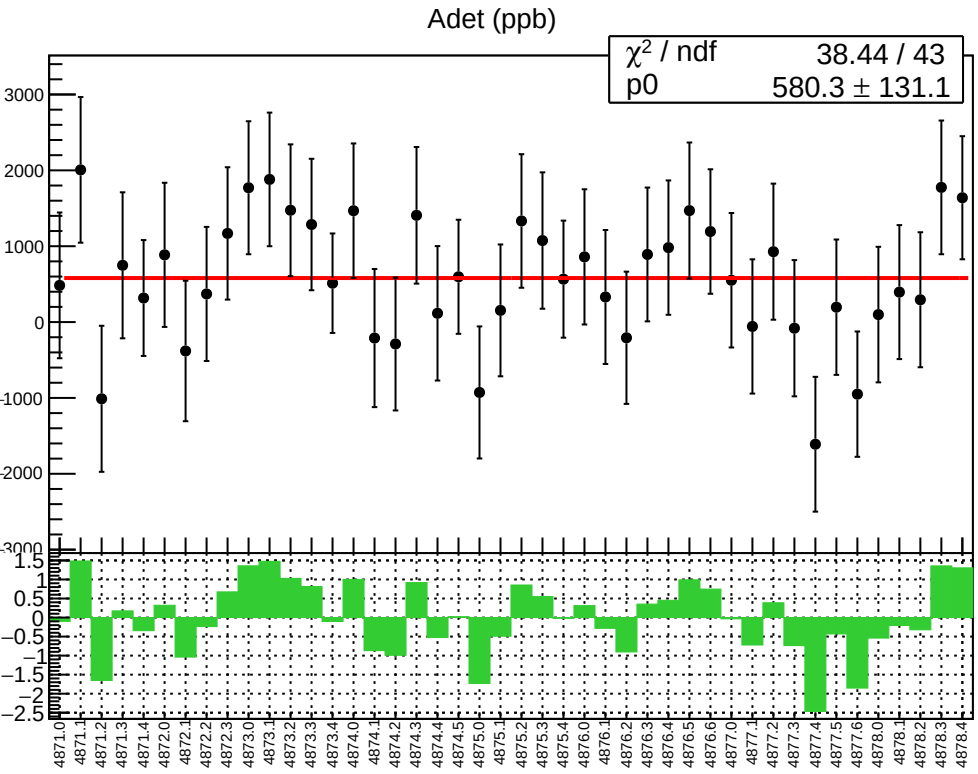
Adet (ppb)
χ² / ndf 38.44 / 43
p0 580.3 ± 131.1

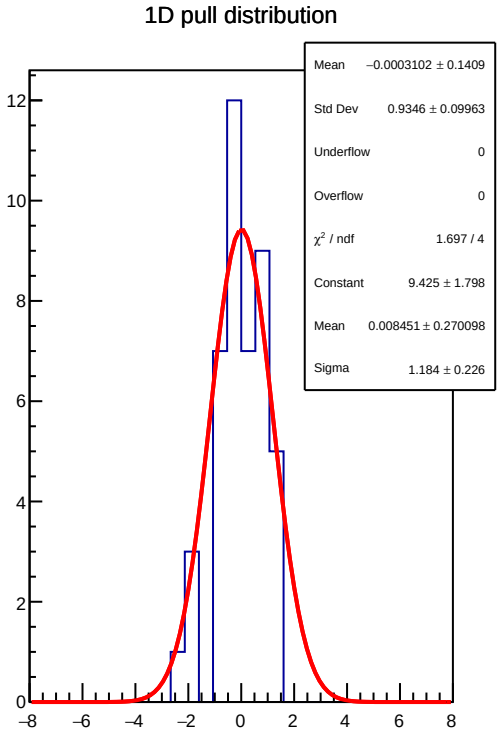
1D pull distribution
Mean −0.0003102 ± 0.1409
Std Dev 0.9346 ± 0.09963
Underflow 0
Overflow 0
χ² / ndf 1.697 / 4
Constant 9.425 ± 1.798
Mean 0.008451 ± 0.270098
Sigma 1.184 ± 0.226

# Adet RMS (ppm)

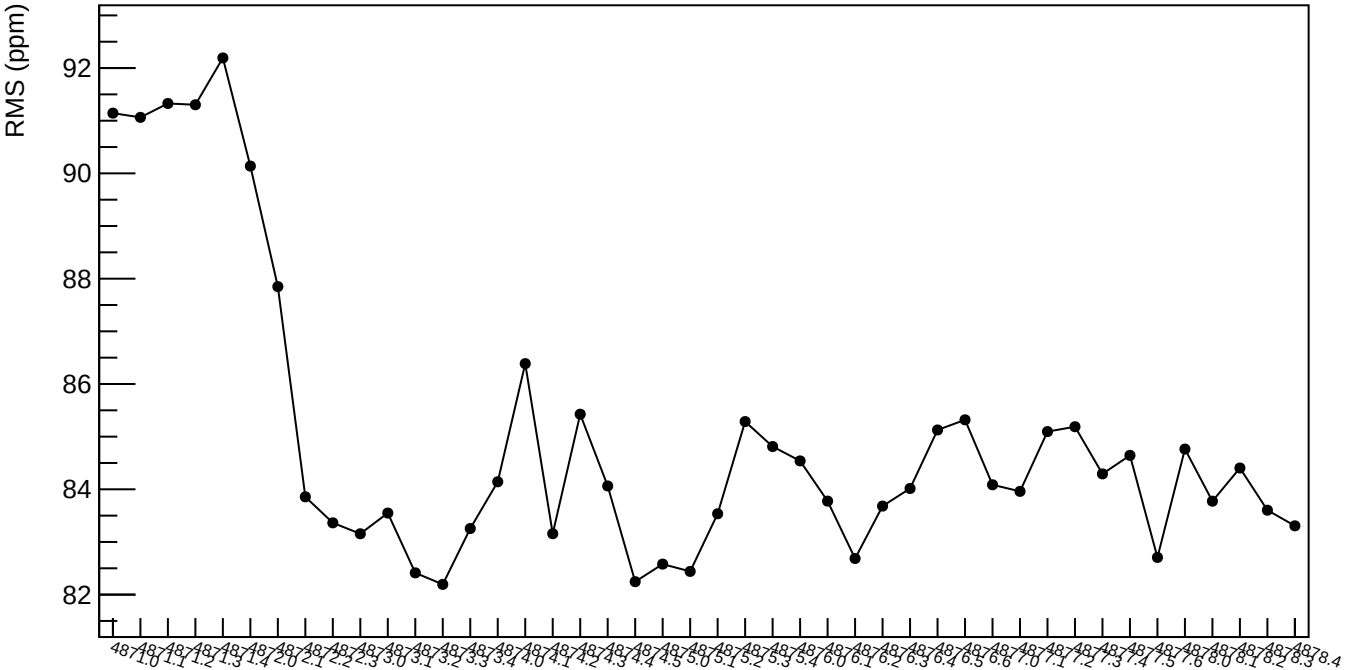
RMS (ppm)
92
90
88
86
84
82
48-1.0
48-1.1
48-1.2
48-1.3
48-1.4
48-2.0
48-2.1
48-2.2
48-2.3
48-3.0
48-3.1
48-3.2
48-3.3
48-3.4
48-4.0
48-4.1
48-4.2
48-4.3
48-4.4
48-4.5
48-5.0
48-5.1
48-5.2
48-5.3
48-5.4
48-6.0
48-6.1
48-6.2
48-6.3
48-6.4
48-6.5
48-6.6
48-7.0
48-7.1
48-7.2
48-7.3
48-7.4
48-7.5
48-7.6
48-8.0
48-8.1
48-8.2
48-8.3
48-8.4

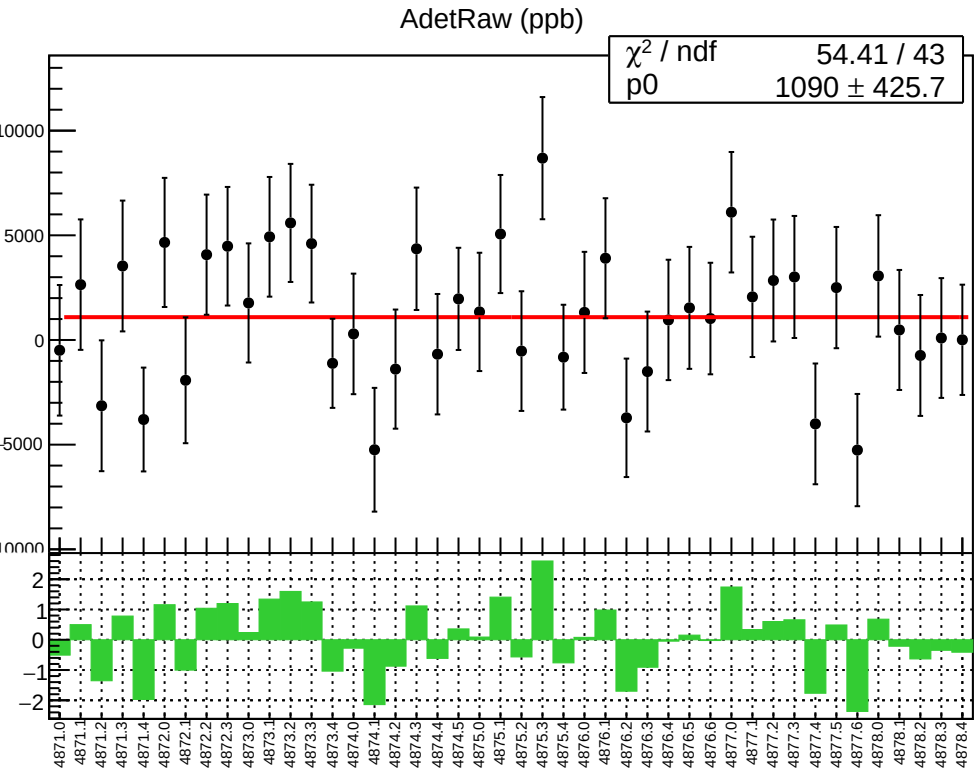
AdetRaw (ppb)
χ² / ndf 54.41 / 43
p0 1090 ± 425.7
10000
5000
0
-5000
-10000
Pull distribution
2
1
0
−1
−2
4871.0
4871.1
4871.2
4871.3
4871.4
4872.0
4872.1
4872.2
4872.3
4873.0
4873.1
4873.2
4873.3
4873.4
4874.0
4874.1
4874.2
4874.3
4874.4
4874.5
4875.0
4875.1
4875.2
4875.3
4875.4
4876.0
4876.1
4876.2
4876.3
4876.4
4876.5
4876.6
4877.0
4877.1
4877.2
4877.3
4877.4
4877.5
4877.6
4878.0
4878.1
4878.2
4878.3
4878.4

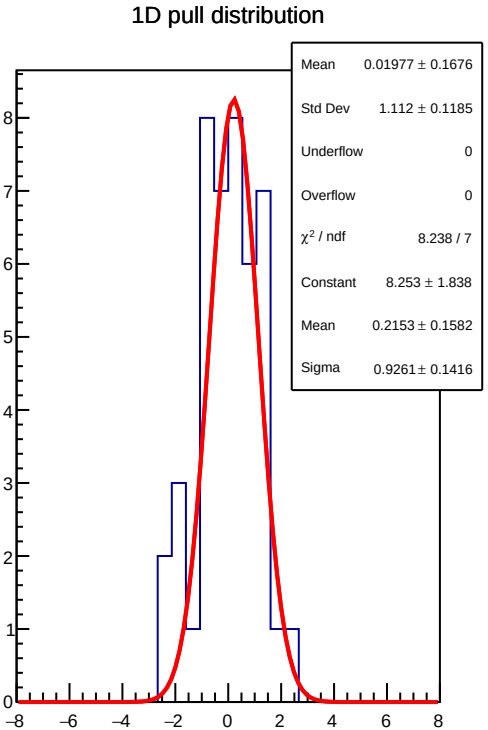
1D pull distribution
Mean 0.01977 ± 0.1676
Std Dev 1.112 ± 0.1185
Underflow 0
Overflow 0
χ² / ndf 8.238 / 7
Constant 8.253 ± 1.838
Mean 0.2153 ± 0.1582
Sigma 0.9261 ± 0.1416
8
7
6
5
4
3
2
1
0
−8
−6
−4
−2
0
2
4
6
8

# AdetRaw RMS (ppm)

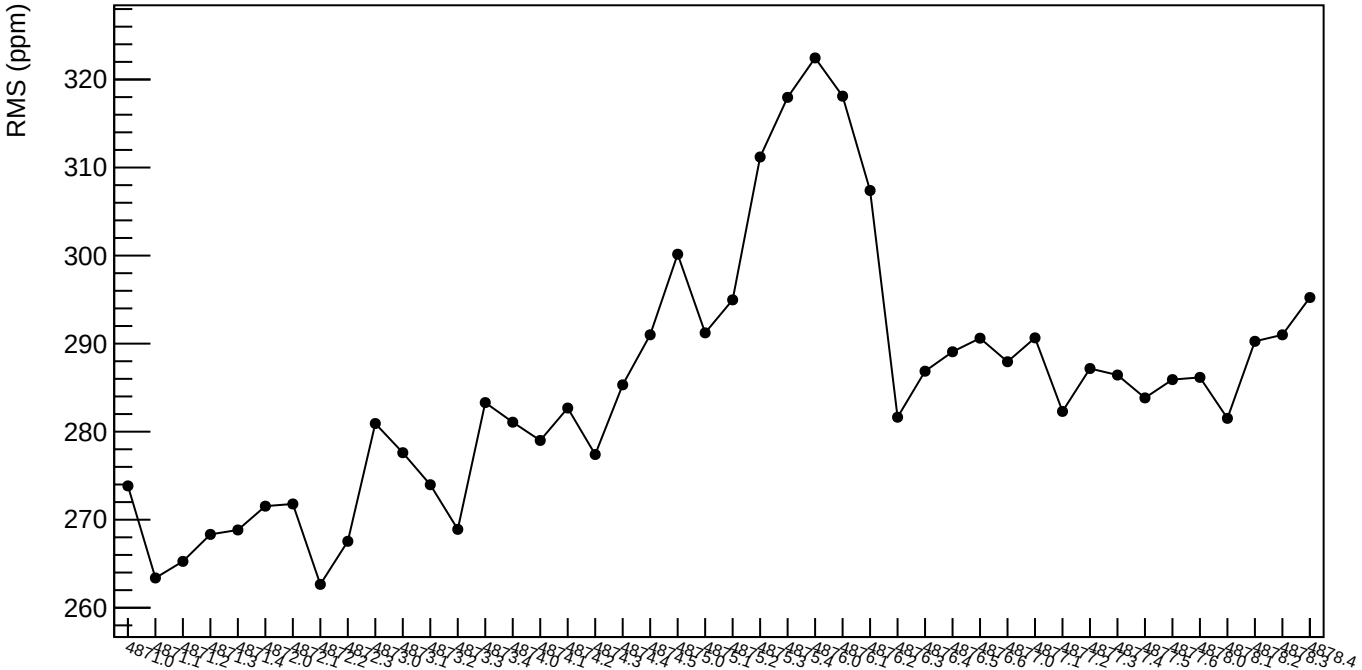

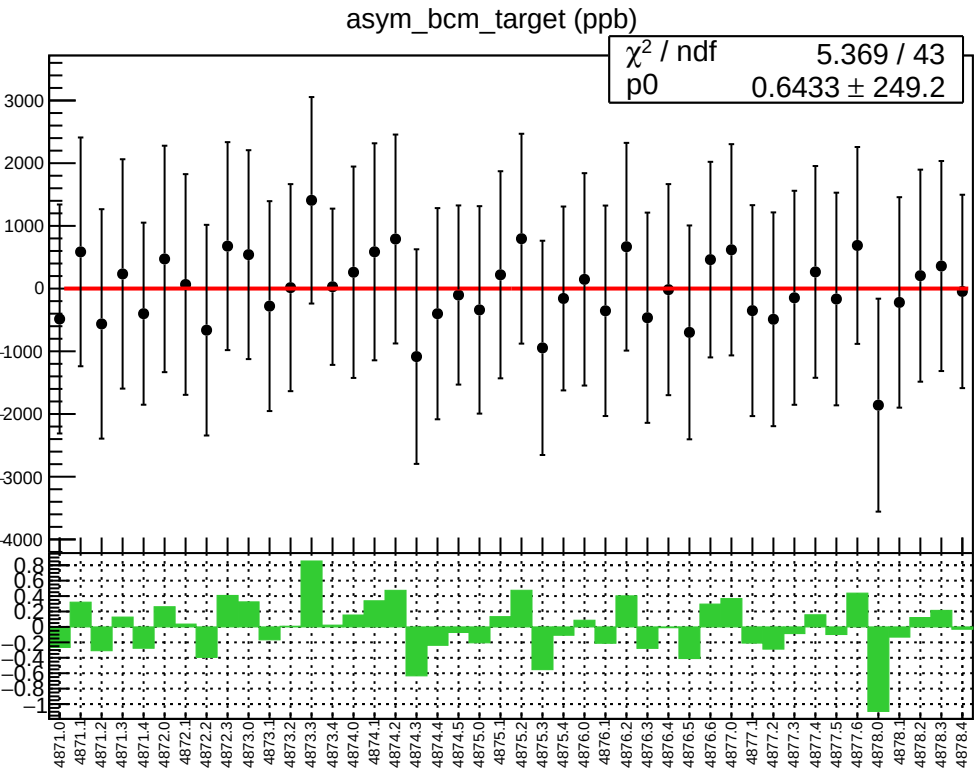
asym_bcm_target (ppb)
$\chi^2$ / ndf 5.369 / 43
p0 0.6433 ± 249.2
3000
2000
1000
0
-1000
-2000
-3000
-4000
0.8
0.6
0.4
0.2
0
−0.2
−0.4
−0.6
−0.8
−1
4871.0
4871.1
4871.2
4871.3
4871.4
4872.0
4872.1
4872.2
4872.3
4873.0
4873.1
4873.2
4873.3
4873.4
4874.0
4874.1
4874.2
4874.3
4874.4
4874.5
4875.0
4875.1
4875.2
4875.3
4875.4
4876.0
4876.1
4876.2
4876.3
4876.4
4876.5
4876.6
4877.0
4877.1
4877.2
4877.3
4877.4
4877.5
4877.6
4878.0
4878.1
4878.2
4878.3
4878.4

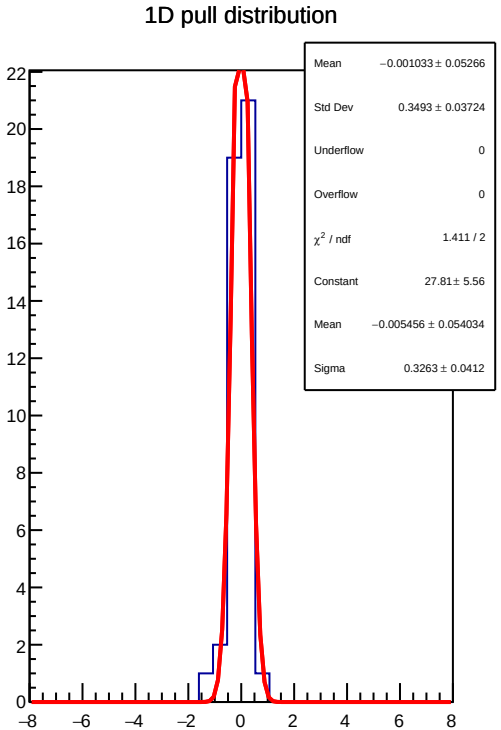
1D pull distribution
Mean −0.001033 ± 0.05266
Std Dev 0.3493 ± 0.03724
Underflow 0
Overflow 0
$\chi^2$ / ndf 1.411 / 2
Constant 27.81 ± 5.56
Mean −0.005456 ± 0.054034
Sigma 0.3263 ± 0.0412
22
20
18
16
14
12
10
8
6
4
2
0
−8
−6
−4
−2
0
2
4
6
8

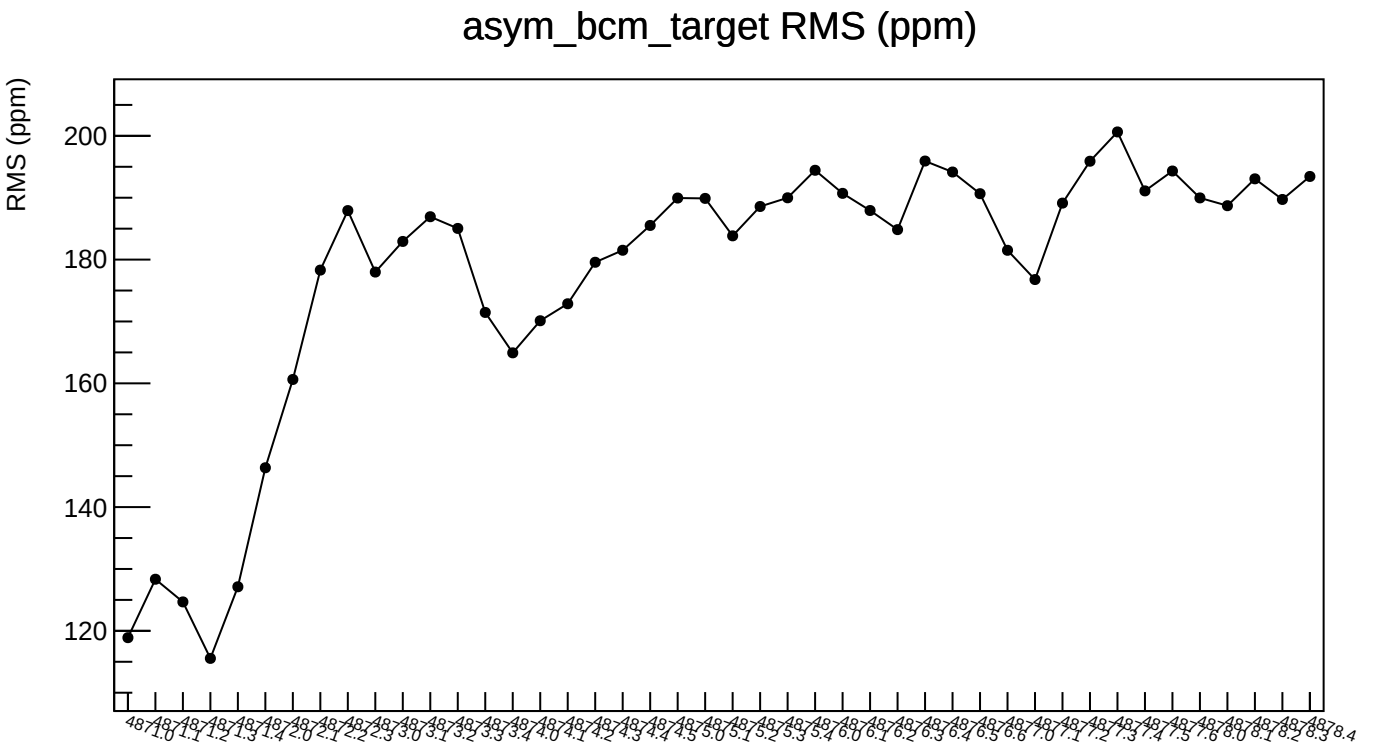
asym_bcm_target RMS (ppm)
RMS (ppm)
200
180
160
140
120
48-1.0
48-1.1
48-1.2
48-1.3
48-1.4
48-2.0
48-2.1
48-2.2
48-2.3
48-3.0
48-3.1
48-3.2
48-3.3
48-3.4
48-4.0
48-4.1
48-4.2
48-4.3
48-4.4
48-4.5
48-5.0
48-5.1
48-5.2
48-5.3
48-5.4
48-6.0
48-6.1
48-6.2
48-6.3
48-6.4
48-6.5
48-6.6
48-7.0
48-7.1
48-7.2
48-7.3
48-7.4
48-7.5
48-7.6
48-8.0
48-8.1
48-8.2
48-8.3
48-8.4

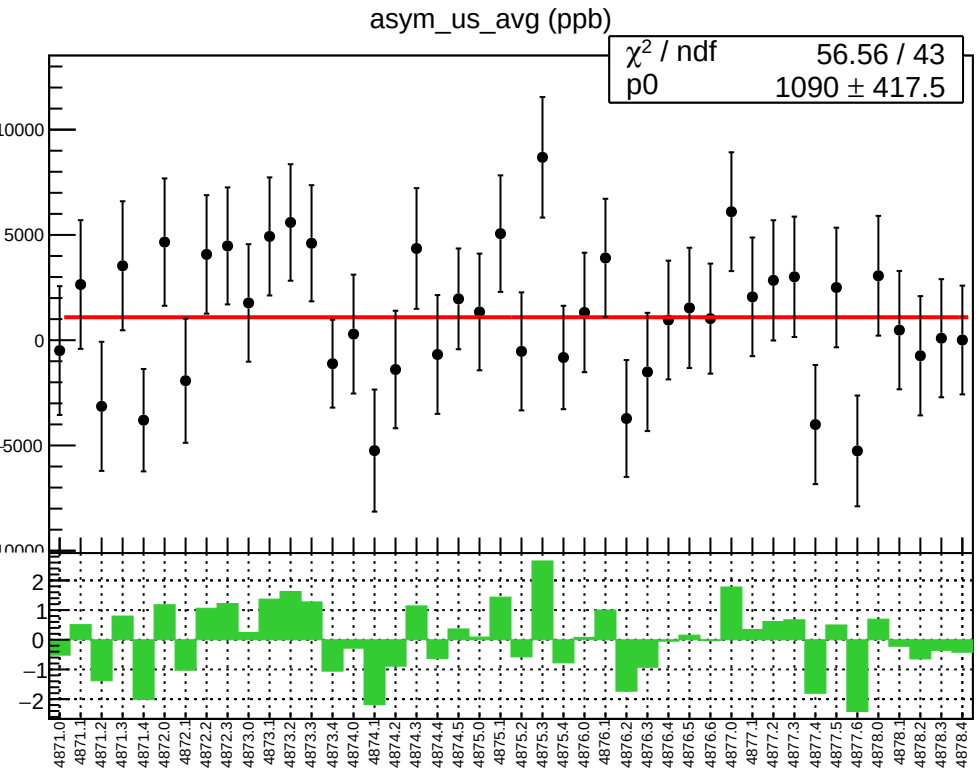
asym_us_avg (ppb)
χ² / ndf 56.56 / 43
p0 1090 ± 417.5
10000
5000
0
-5000
-10000
pull
2
1
0
−1
−2
4871.0
4871.1
4871.2
4871.3
4871.4
4872.0
4872.1
4872.2
4872.3
4873.0
4873.1
4873.2
4873.3
4873.4
4874.0
4874.1
4874.2
4874.3
4874.4
4874.5
4875.0
4875.1
4875.2
4875.3
4875.4
4876.0
4876.1
4876.2
4876.3
4876.4
4876.5
4876.6
4877.0
4877.1
4877.2
4877.3
4877.4
4877.5
4877.6
4878.0
4878.1
4878.2
4878.3
4878.4

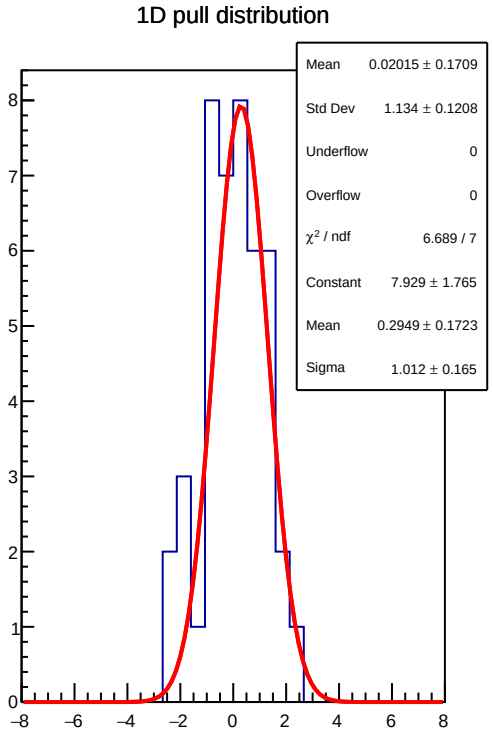
1D pull distribution
Mean 0.02015 ± 0.1709
Std Dev 1.134 ± 0.1208
Underflow 0
Overflow 0
χ² / ndf 6.689 / 7
Constant 7.929 ± 1.765
Mean 0.2949 ± 0.1723
Sigma 1.012 ± 0.165
8
7
6
5
4
3
2
1
0
−8
−6
−4
−2
0
2
4
6
8

# asym_us_avg RMS (ppm)

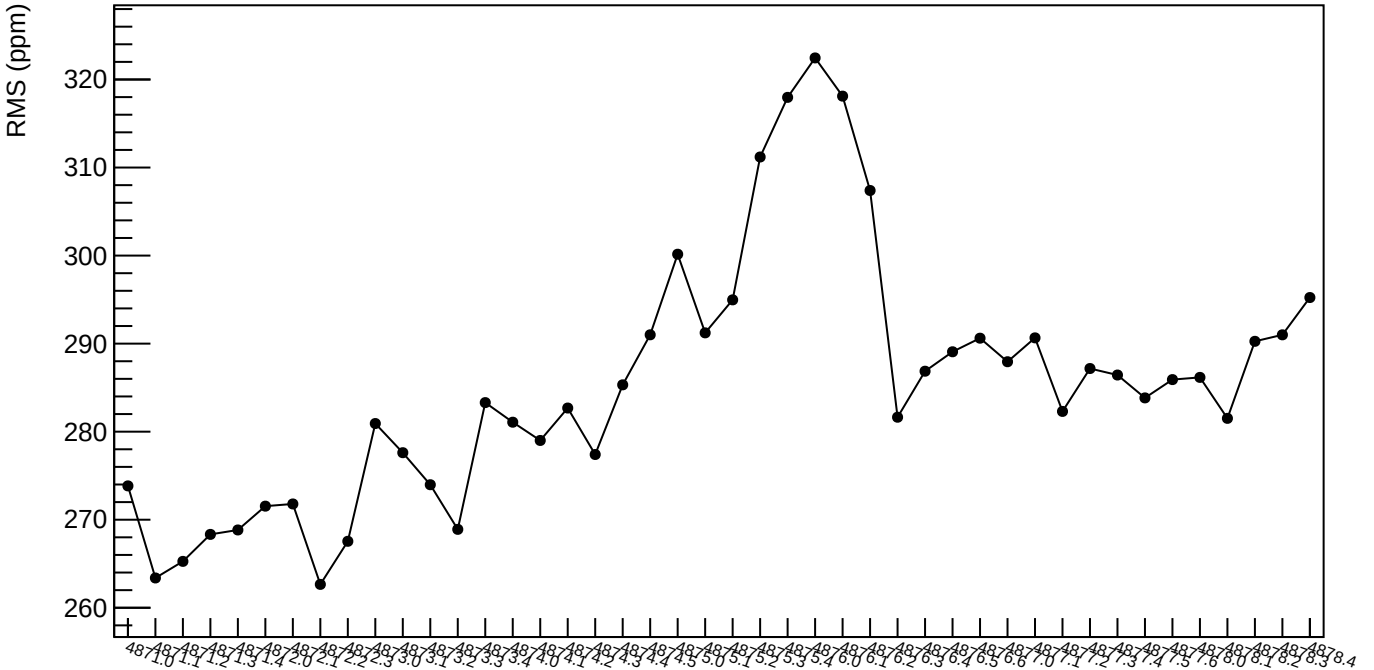

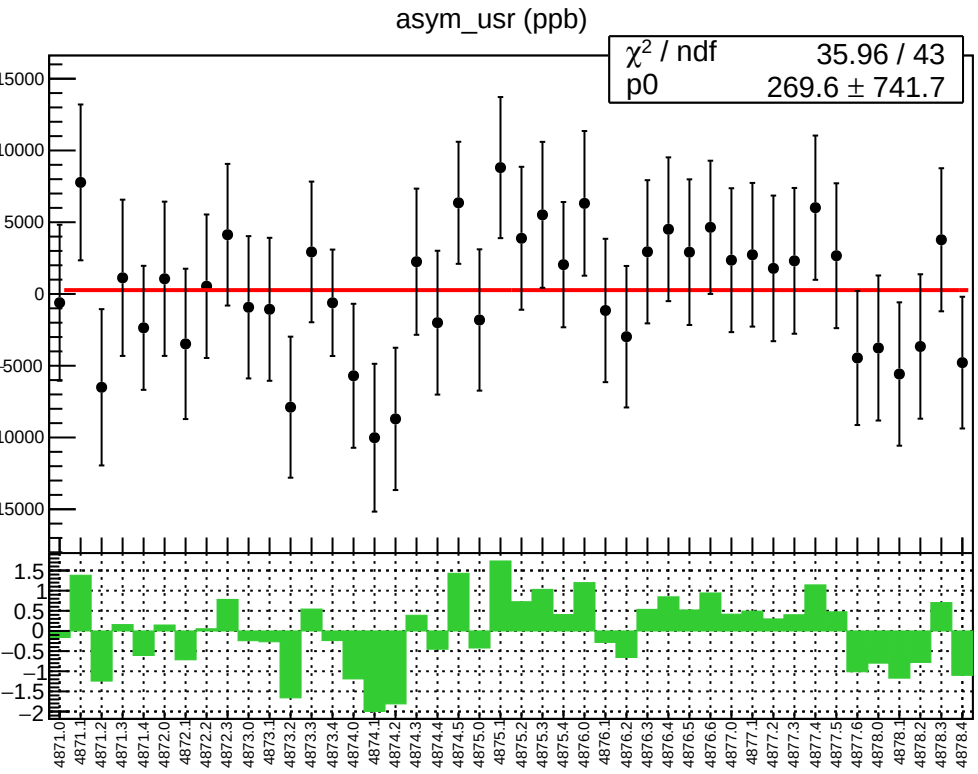
asym_usr (ppb)
χ² / ndf 35.96 / 43
p0 269.6 ± 741.7
15000
10000
5000
0
-5000
-10000
-15000
1.5
1
0.5
0
−0.5
−1
−1.5
−2
4871.0
4871.1
4871.2
4871.3
4871.4
4872.0
4872.1
4872.2
4872.3
4873.0
4873.1
4873.2
4873.3
4873.4
4874.0
4874.1
4874.2
4874.3
4874.4
4874.5
4875.0
4875.1
4875.2
4875.3
4875.4
4876.0
4876.1
4876.2
4876.3
4876.4
4876.5
4876.6
4877.0
4877.1
4877.2
4877.3
4877.4
4877.5
4877.6
4878.0
4878.1
4878.2
4878.3
4878.4

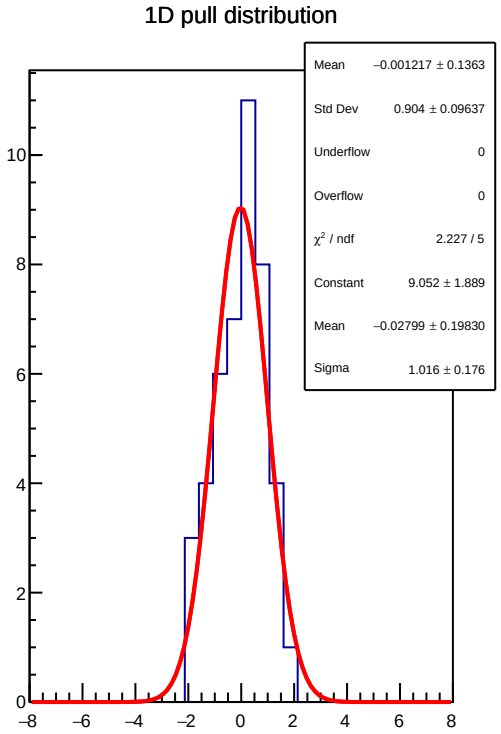
1D pull distribution
Mean −0.001217 ± 0.1363
Std Dev 0.904 ± 0.09637
Underflow 0
Overflow 0
χ² / ndf 2.227 / 5
Constant 9.052 ± 1.889
Mean −0.02799 ± 0.19830
Sigma 1.016 ± 0.176
10
8
6
4
2
0
−8
−6
−4
−2
0
2
4
6
8

# asym_usr RMS (ppm)

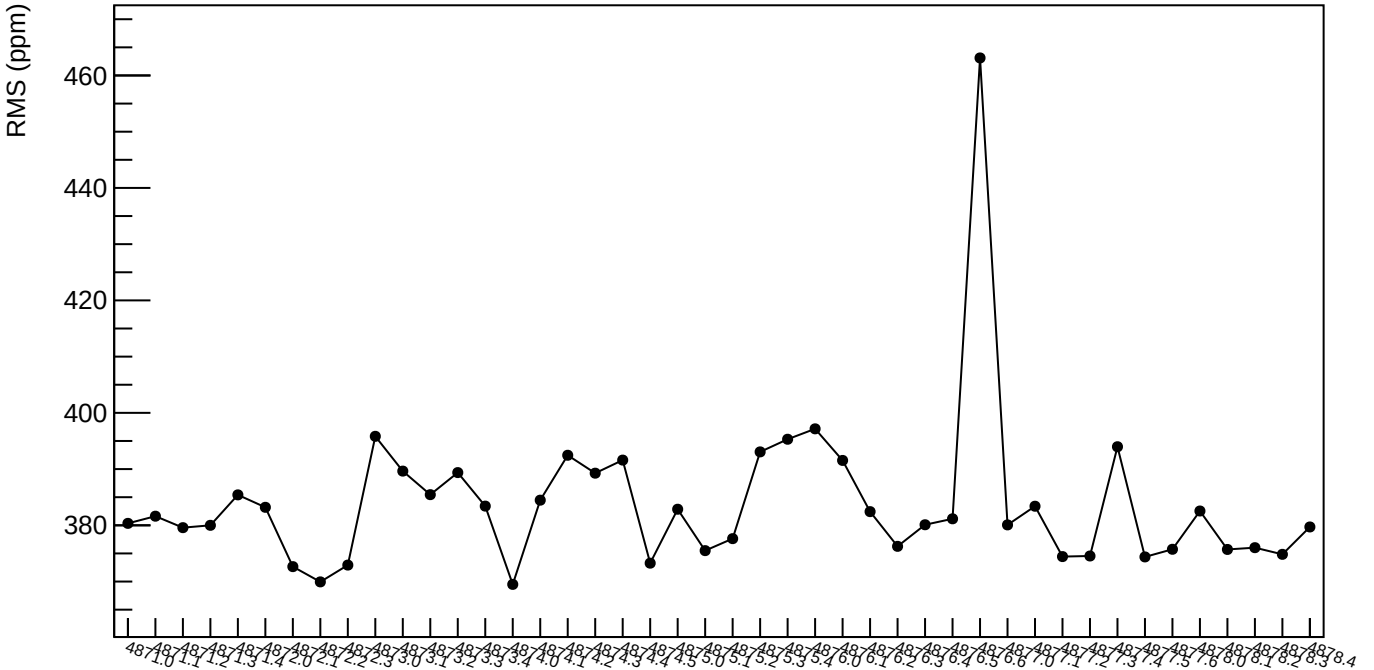

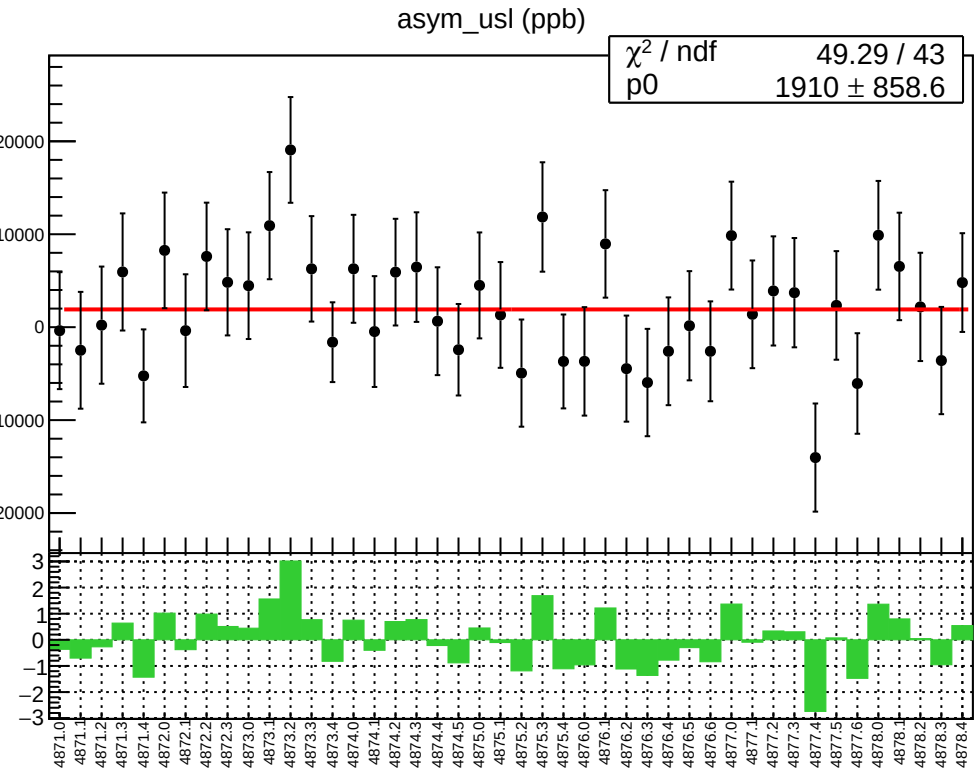
asym_usl (ppb)
χ² / ndf 49.29 / 43
p0 1910 ± 858.6
20000
10000
0
−10000
−20000
Pull
3
2
1
0
−1
−2
−3
4871.0
4871.1
4871.2
4871.3
4871.4
4872.0
4872.1
4872.2
4872.3
4873.0
4873.1
4873.2
4873.3
4873.4
4874.0
4874.1
4874.2
4874.3
4874.4
4874.5
4875.0
4875.1
4875.2
4875.3
4875.4
4876.0
4876.1
4876.2
4876.3
4876.4
4876.5
4876.6
4877.0
4877.1
4877.2
4877.3
4877.4
4877.5
4877.6
4878.0
4878.1
4878.2
4878.3
4878.4

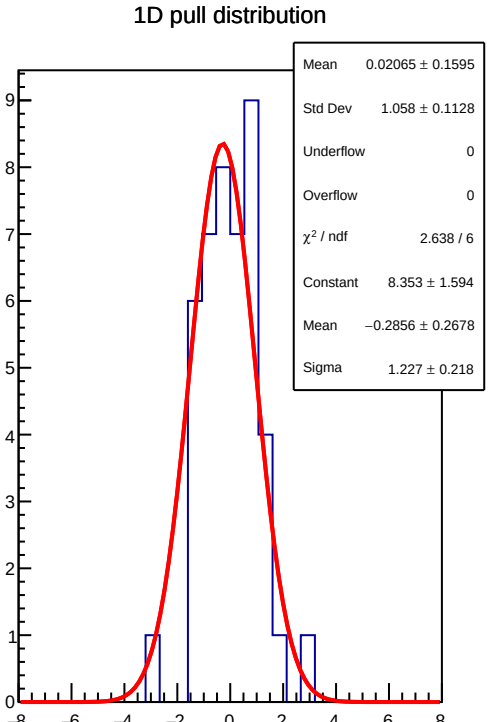
1D pull distribution
Mean 0.02065 ± 0.1595
Std Dev 1.058 ± 0.1128
Underflow 0
Overflow 0
χ² / ndf 2.638 / 6
Constant 8.353 ± 1.594
Mean −0.2856 ± 0.2678
Sigma 1.227 ± 0.218
9
8
7
6
5
4
3
2
1
0
−8
−6
−4
−2
0
2
4
6
8

# asym_usl RMS (ppm)

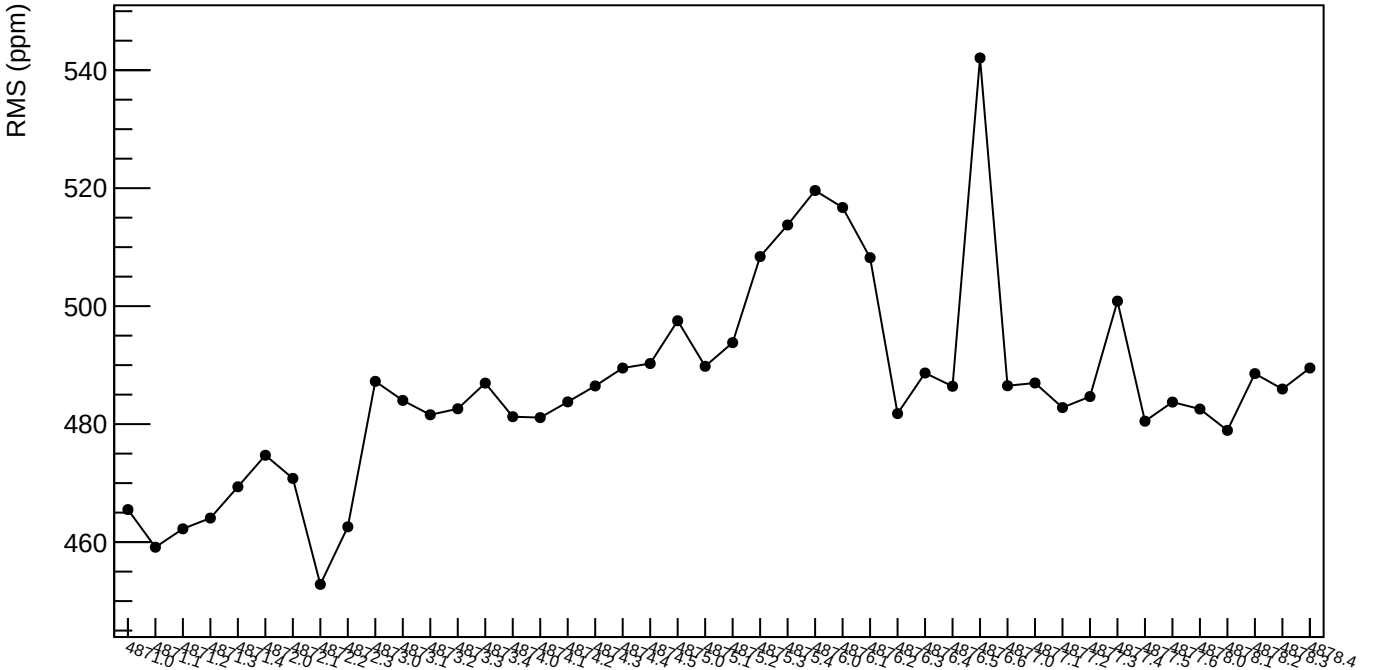

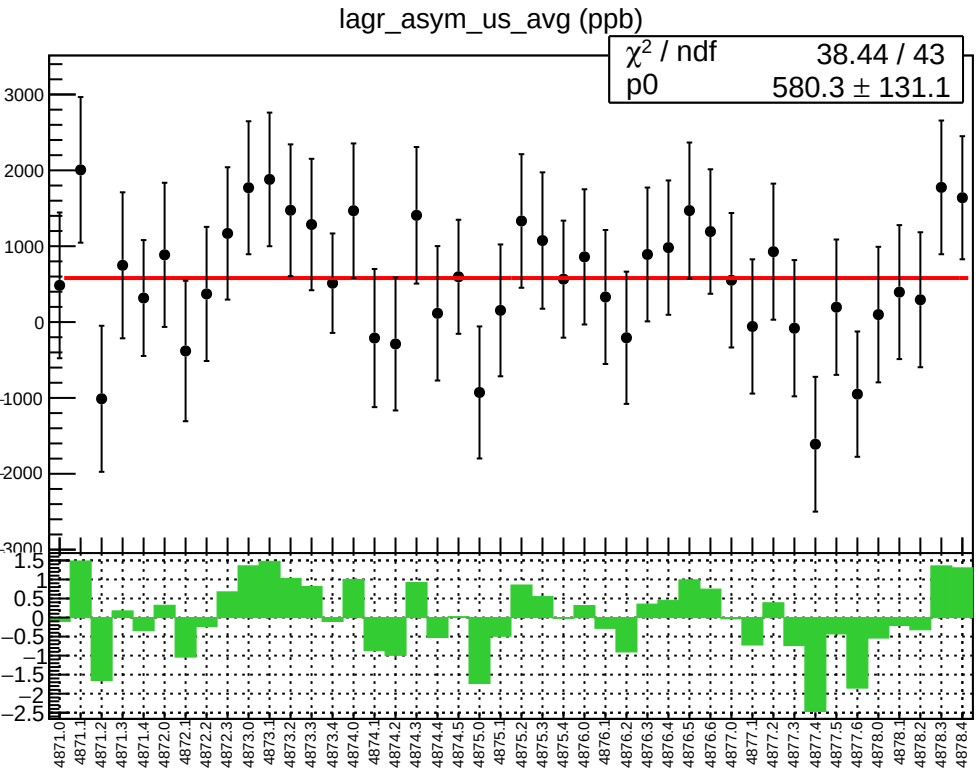
lagr_asym_us_avg (ppb)
χ² / ndf 38.44 / 43
p0 580.3 ± 131.1
3000
2000
1000
0
-1000
-2000
-3000
1.5
1
0.5
0
−0.5
−1
−1.5
−2
−2.5
4871.0
4871.1
4871.2
4871.3
4871.4
4872.0
4872.1
4872.2
4872.3
4873.0
4873.1
4873.2
4873.3
4873.4
4874.0
4874.1
4874.2
4874.3
4874.4
4874.5
4875.0
4875.1
4875.2
4875.3
4875.4
4876.0
4876.1
4876.2
4876.3
4876.4
4876.5
4876.6
4877.0
4877.1
4877.2
4877.3
4877.4
4877.5
4877.6
4878.0
4878.1
4878.2
4878.3
4878.4

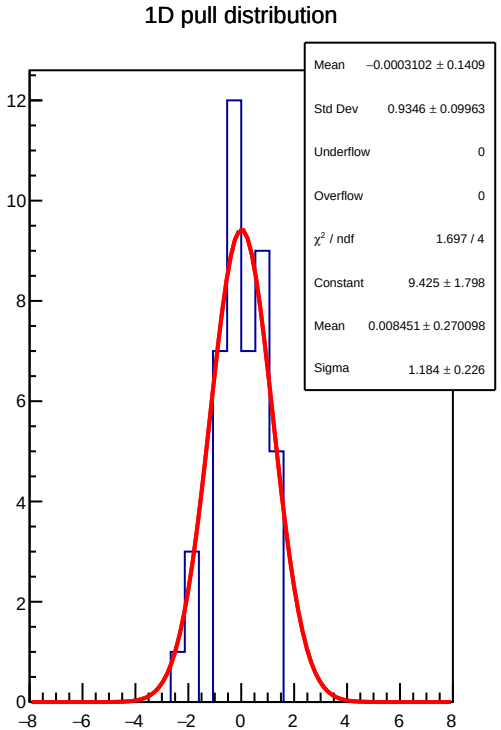
1D pull distribution
Mean −0.0003102 ± 0.1409
Std Dev 0.9346 ± 0.09963
Underflow 0
Overflow 0
χ² / ndf 1.697 / 4
Constant 9.425 ± 1.798
Mean 0.008451 ± 0.270098
Sigma 1.184 ± 0.226
12
10
8
6
4
2
0
−8
−6
−4
−2
0
2
4
6
8

# lagr_asym_us_avg RMS (ppm)

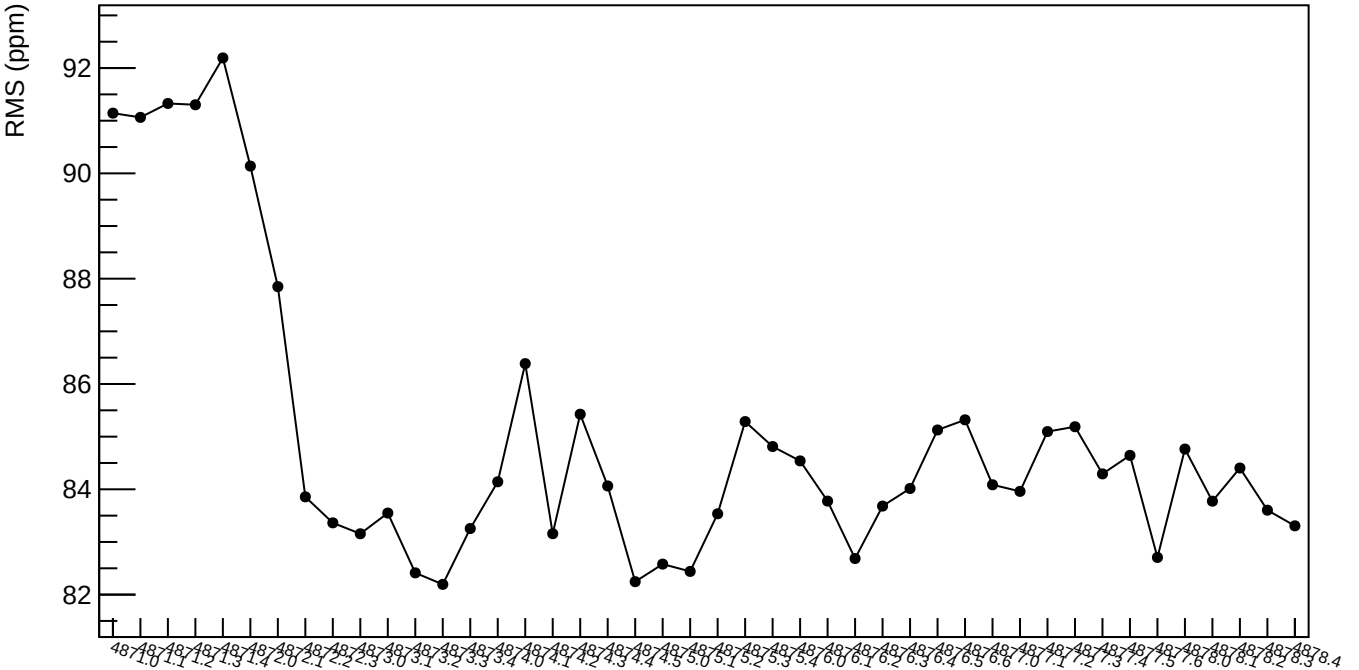

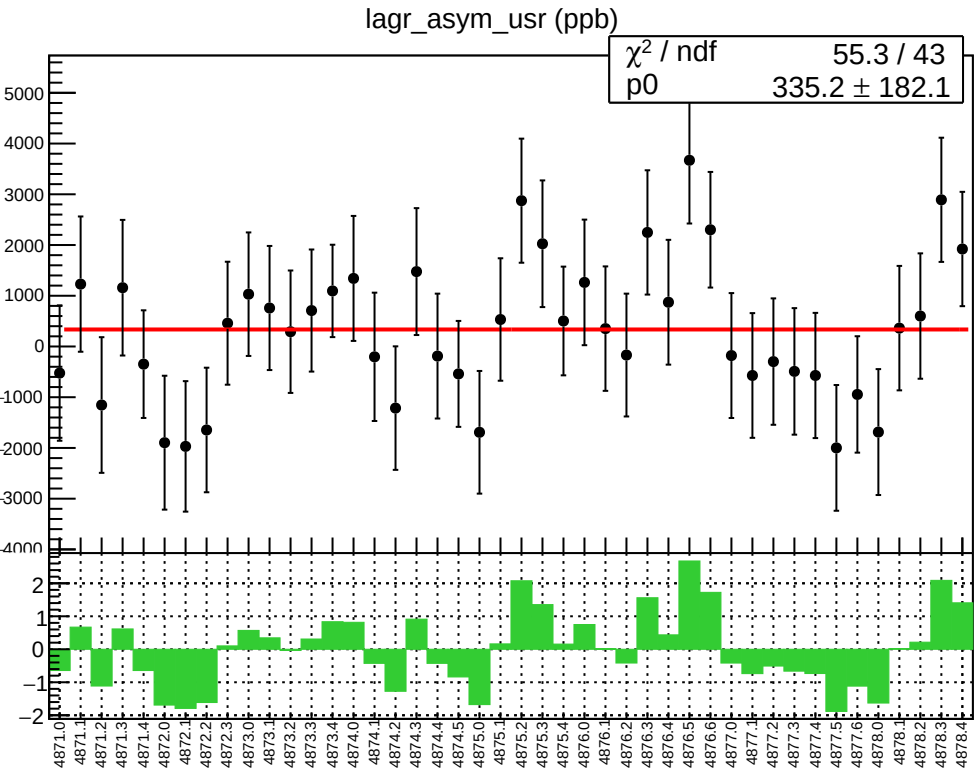
lagr_asym_usr (ppb)
χ² / ndf 55.3 / 43
p0 335.2 ± 182.1
5000
4000
3000
2000
1000
0
-1000
-2000
-3000
-4000
2
1
0
−1
−2
4871.0
4871.1
4871.2
4871.3
4871.4
4872.0
4872.1
4872.2
4872.3
4873.0
4873.1
4873.2
4873.3
4873.4
4874.0
4874.1
4874.2
4874.3
4874.4
4874.5
4875.0
4875.1
4875.2
4875.3
4875.4
4876.0
4876.1
4876.2
4876.3
4876.4
4876.5
4876.6
4877.0
4877.1
4877.2
4877.3
4877.4
4877.5
4877.6
4878.0
4878.1
4878.2
4878.3
4878.4

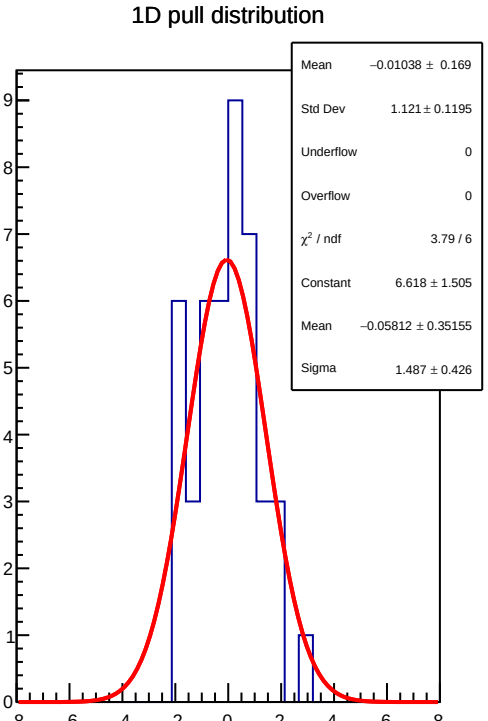
1D pull distribution
Mean −0.01038 ± 0.169
Std Dev 1.121 ± 0.1195
Underflow 0
Overflow 0
χ² / ndf 3.79 / 6
Constant 6.618 ± 1.505
Mean −0.05812 ± 0.35155
Sigma 1.487 ± 0.426
9
8
7
6
5
4
3
2
1
0
−8
−6
−4
−2
0
2
4
6
8

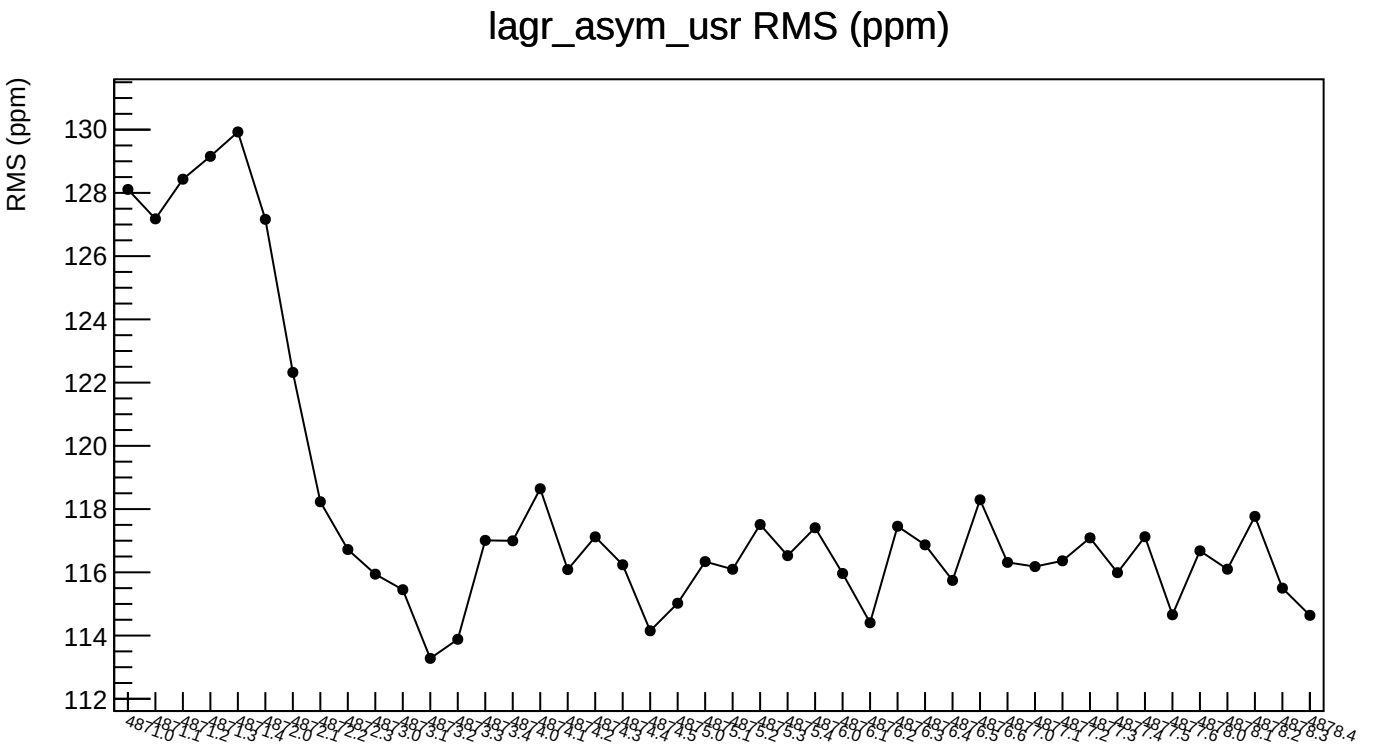
lagr_asym_usr RMS (ppm)
RMS (ppm)
130
128
126
124
122
120
118
116
114
112
48-1.0
48-1.1
48-1.2
48-1.3
48-1.4
48-2.0
48-2.1
48-2.2
48-2.3
48-3.0
48-3.1
48-3.2
48-3.3
48-3.4
48-4.0
48-4.1
48-4.2
48-4.3
48-4.4
48-4.5
48-5.0
48-5.1
48-5.2
48-5.3
48-5.4
48-6.0
48-6.1
48-6.2
48-6.3
48-6.4
48-6.5
48-6.6
48-7.0
48-7.1
48-7.2
48-7.3
48-7.4
48-7.5
48-7.6
48-8.0
48-8.1
48-8.2
48-8.3
48-8.4

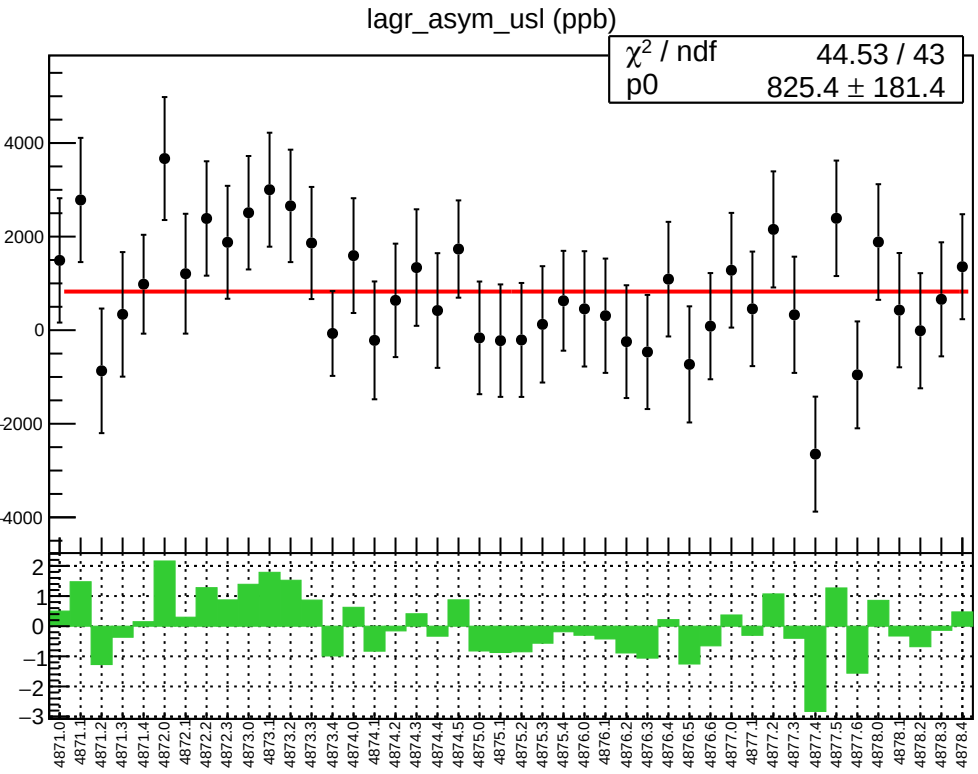
lagr_asym_usl (ppb)
χ² / ndf 44.53 / 43
p0 825.4 ± 181.4
4000
2000
0
-2000
-4000
2
1
0
−1
−2
−3
4871.0
4871.1
4871.2
4871.3
4871.4
4872.0
4872.1
4872.2
4872.3
4873.0
4873.1
4873.2
4873.3
4873.4
4874.0
4874.1
4874.2
4874.3
4874.4
4874.5
4875.0
4875.1
4875.2
4875.3
4875.4
4876.0
4876.1
4876.2
4876.3
4876.4
4876.5
4876.6
4877.0
4877.1
4877.2
4877.3
4877.4
4877.5
4877.6
4878.0
4878.1
4878.2
4878.3
4878.4

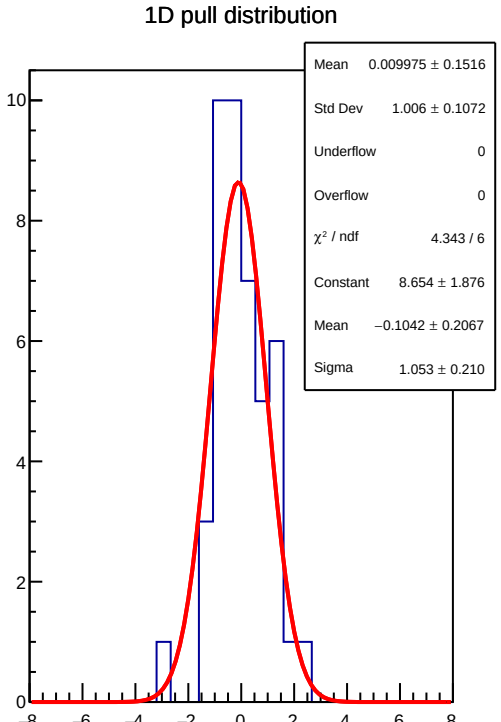
1D pull distribution
Mean 0.009975 ± 0.1516
Std Dev 1.006 ± 0.1072
Underflow 0
Overflow 0
χ² / ndf 4.343 / 6
Constant 8.654 ± 1.876
Mean −0.1042 ± 0.2067
Sigma 1.053 ± 0.210
10
8
6
4
2
0
−8
−6
−4
−2
0
2
4
6
8

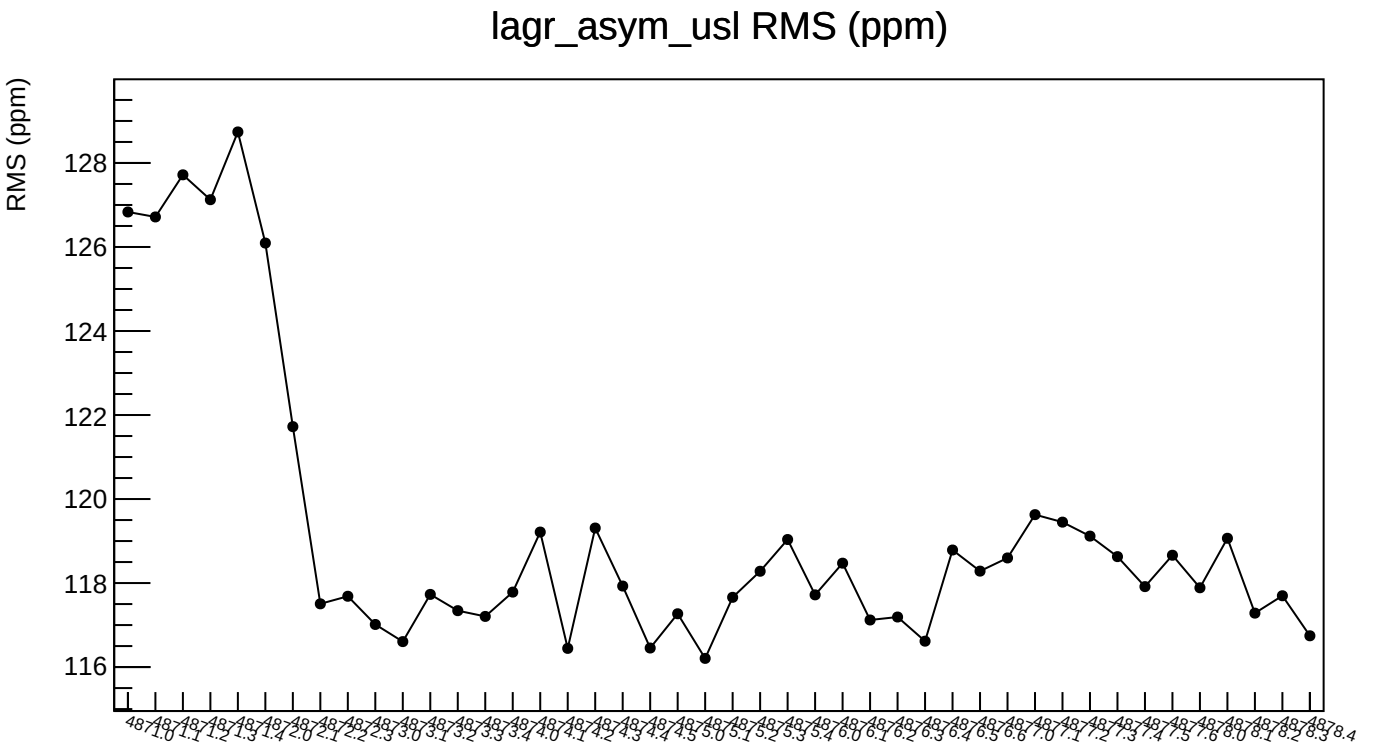
lagr_asym_usl RMS (ppm)
RMS (ppm)
128
126
124
122
120
118
116
48-1.0
48-1.1
48-1.2
48-1.3
48-1.4
48-2.0
48-2.1
48-2.2
48-2.3
48-3.0
48-3.1
48-3.2
48-3.3
48-3.4
48-4.0
48-4.1
48-4.2
48-4.3
48-4.4
48-4.5
48-5.0
48-5.1
48-5.2
48-5.3
48-5.4
48-6.0
48-6.1
48-6.2
48-6.3
48-6.4
48-6.5
48-6.6
48-7.0
48-7.1
48-7.2
48-7.3
48-7.4
48-7.5
48-7.6
48-8.0
48-8.1
48-8.2
48-8.3
48-8.4