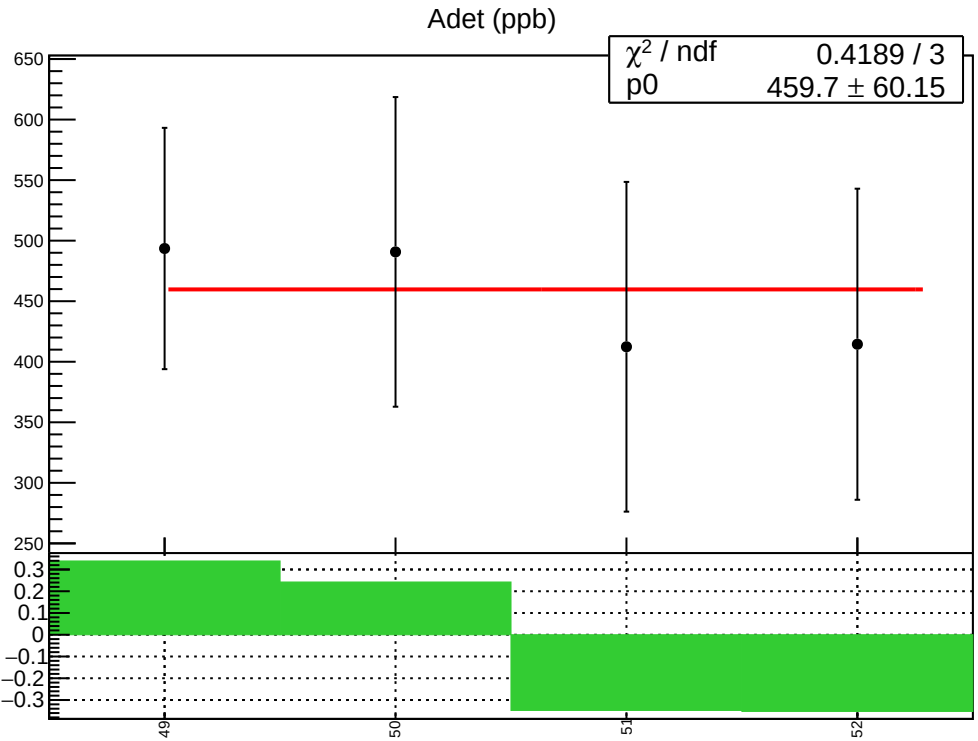
Adet (ppb)
χ² / ndf 0.4189 / 3
p0 459.7 ± 60.15
650
600
550
500
450
400
350
300
250
0.3
0.2
0.1
0
−0.1
−0.2
−0.3
49
50
51
52

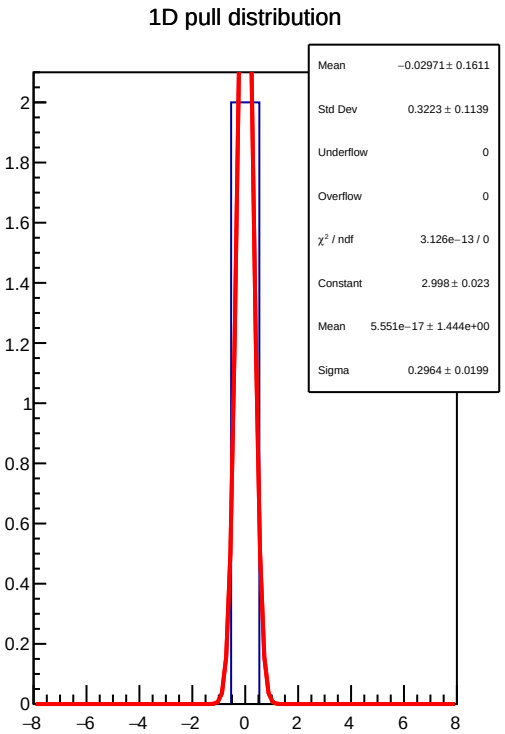
1D pull distribution
Mean −0.02971 ± 0.1611
Std Dev 0.3223 ± 0.1139
Underflow 0
Overflow 0
χ² / ndf 3.126e−13 / 0
Constant 2.998 ± 0.023
Mean 5.551e−17 ± 1.444e+00
Sigma 0.2964 ± 0.0199
2
1.8
1.6
1.4
1.2
1
0.8
0.6
0.4
0.2
0
−8
−6
−4
−2
0
2
4
6
8

Adet RMS (ppm)

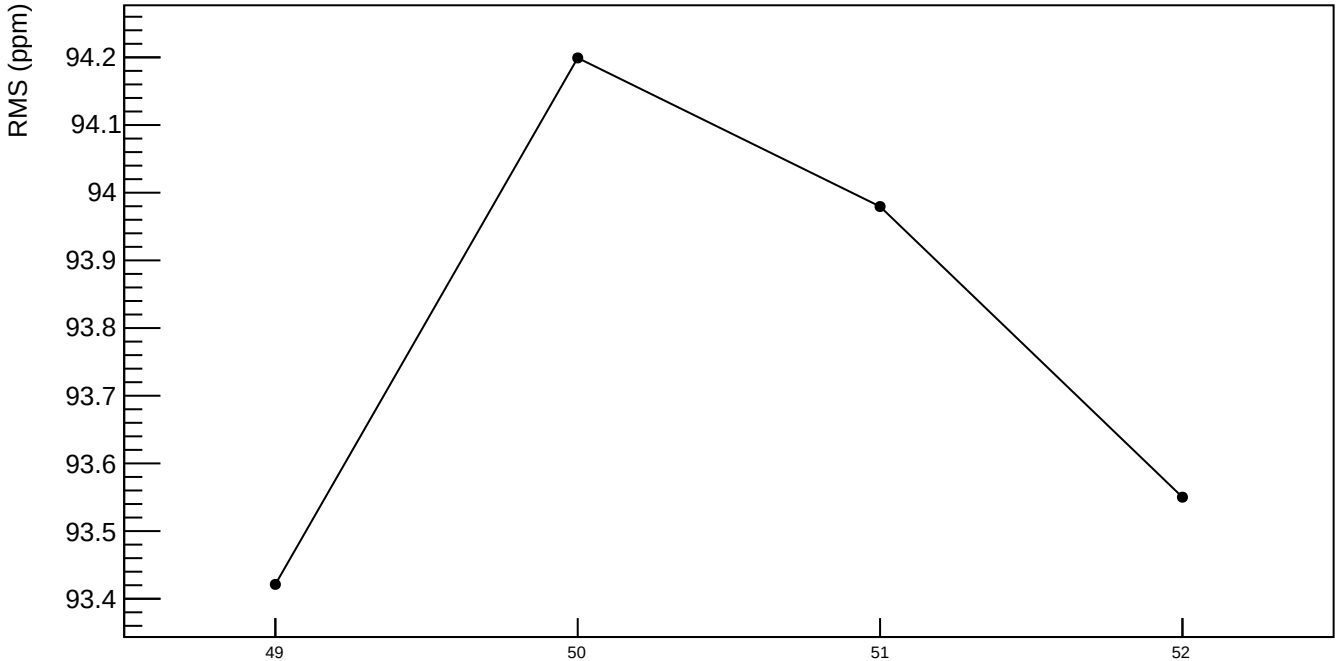

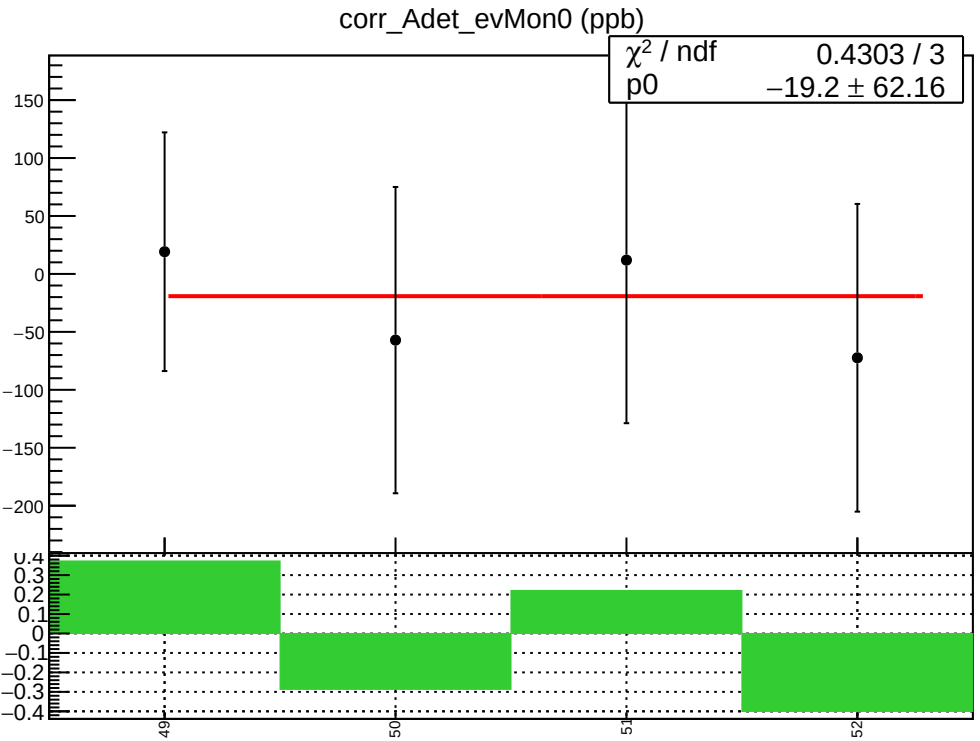
corr_Adet_evMon0 (ppb)
χ² / ndf 0.4303 / 3
p0 −19.2 ± 62.16
150
100
50
0
−50
−100
−150
−200
0.4
0.3
0.2
0.1
0
−0.1
−0.2
−0.3
−0.4
49
50
51
52

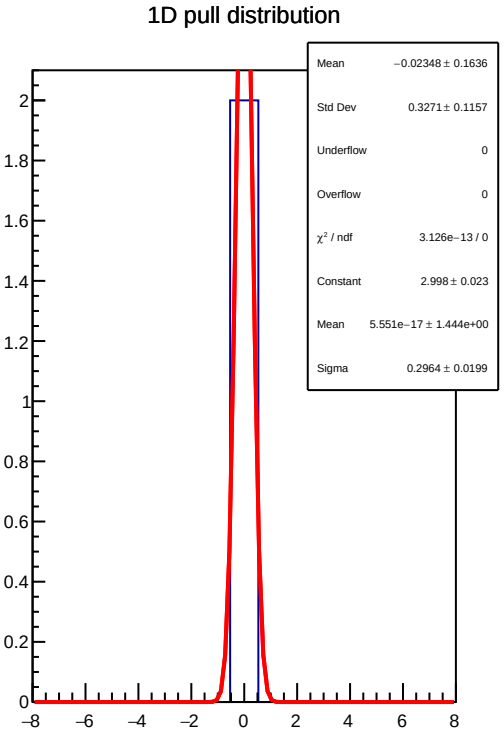
1D pull distribution
Mean −0.02348 ± 0.1636
Std Dev 0.3271 ± 0.1157
Underflow 0
Overflow 0
χ² / ndf 3.126e−13 / 0
Constant 2.998 ± 0.023
Mean 5.551e−17 ± 1.444e+00
Sigma 0.2964 ± 0.0199
2
1.8
1.6
1.4
1.2
1
0.8
0.6
0.4
0.2
0
−8
−6
−4
−2
0
2
4
6
8

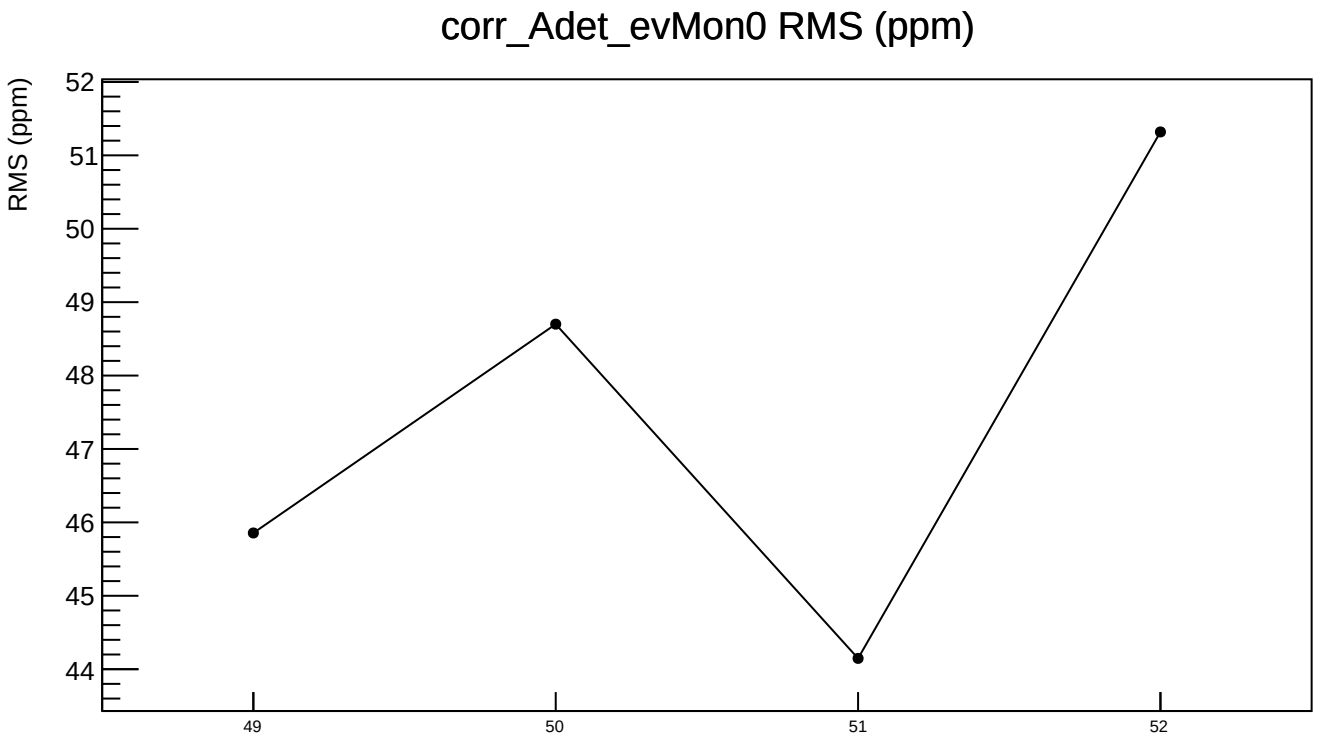
corr_Adet_evMon0 RMS (ppm)
RMS (ppm)
52
51
50
49
48
47
46
45
44
49
50
51
52

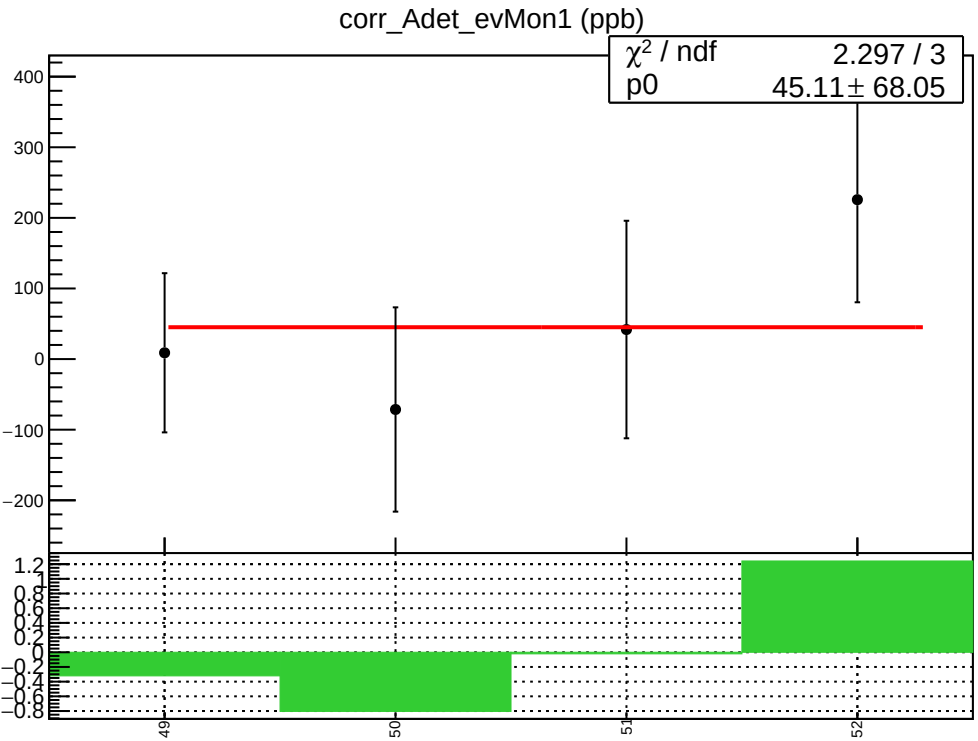
corr_Adet_evMon1 (ppb)
χ² / ndf 2.297 / 3
p0 45.11 ± 68.05
400
300
200
100
0
−100
−200
1.2
1
0.8
0.6
0.4
0.2
0
−0.2
−0.4
−0.6
−0.8
49
50
51
52

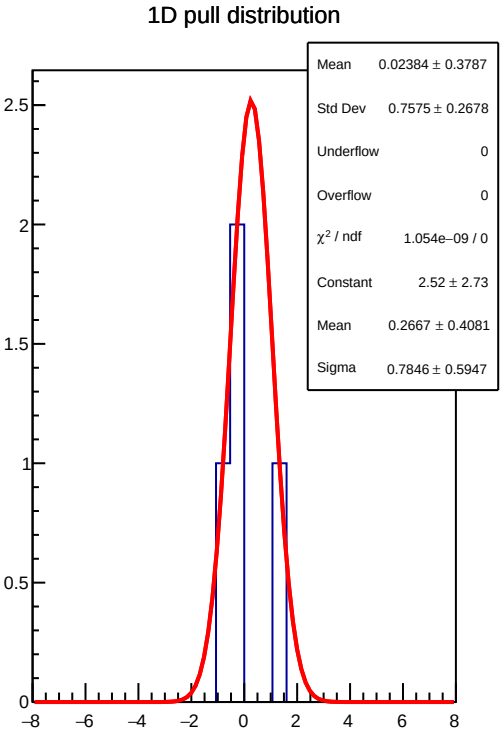
1D pull distribution
Mean 0.02384 ± 0.3787
Std Dev 0.7575 ± 0.2678
Underflow 0
Overflow 0
χ² / ndf 1.054e−09 / 0
Constant 2.52 ± 2.73
Mean 0.2667 ± 0.4081
Sigma 0.7846 ± 0.5947
2.5
2
1.5
1
0.5
0
−8
−6
−4
−2
0
2
4
6
8

corr_Adet_evMon1 RMS (ppm)

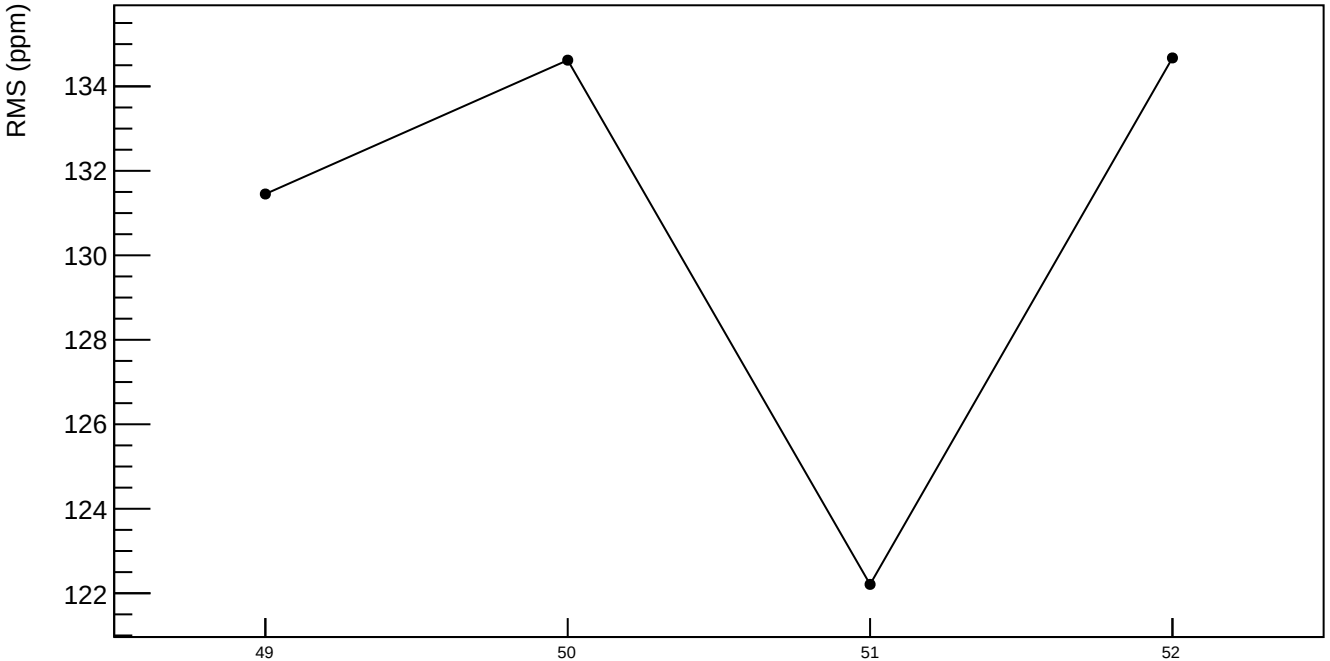

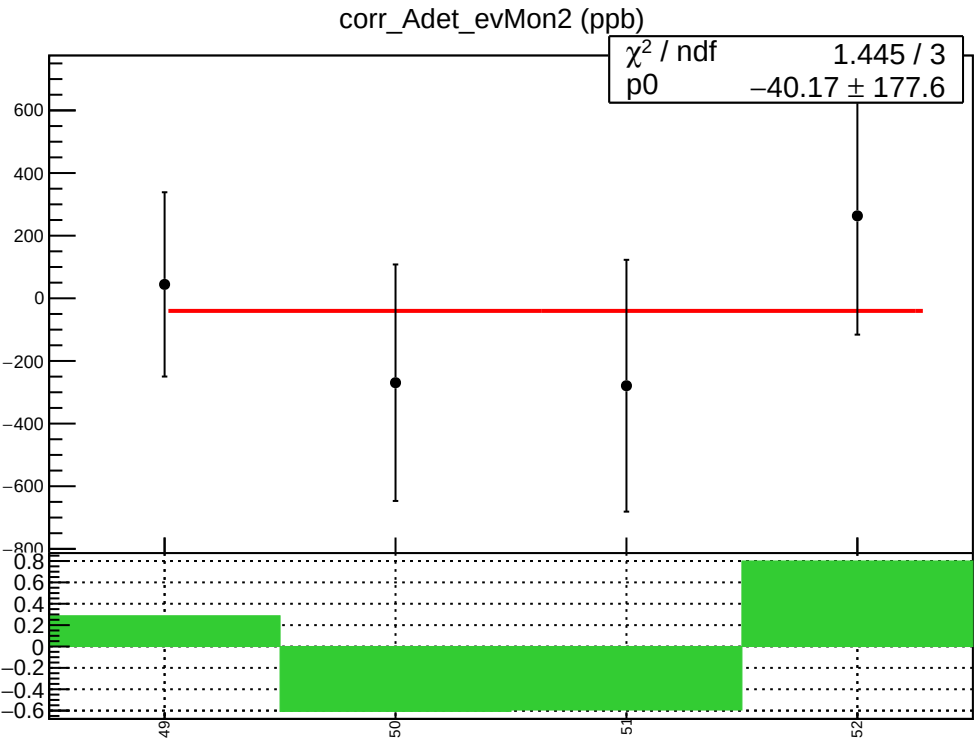
corr_Adet_evMon2 (ppb)
χ² / ndf 1.445 / 3
p0 −40.17 ± 177.6
600
400
200
0
−200
−400
−600
−800
0.8
0.6
0.4
0.2
0
−0.2
−0.4
−0.6
49
50
51
52

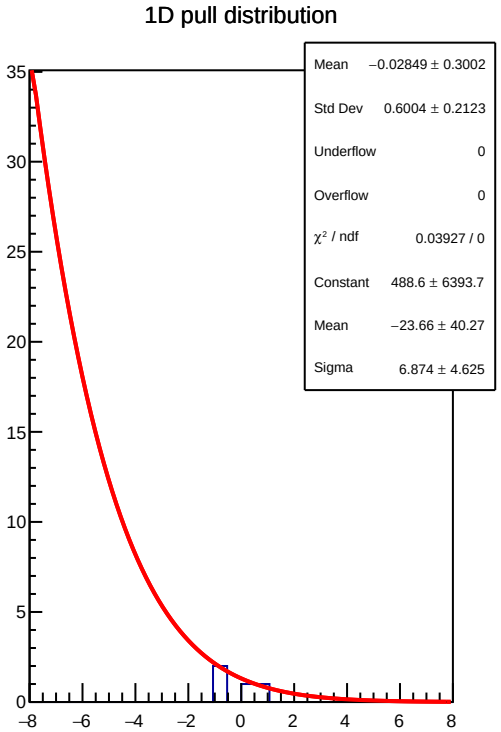
1D pull distribution
Mean −0.02849 ± 0.3002
Std Dev 0.6004 ± 0.2123
Underflow 0
Overflow 0
χ² / ndf 0.03927 / 0
Constant 488.6 ± 6393.7
Mean −23.66 ± 40.27
Sigma 6.874 ± 4.625
35
30
25
20
15
10
5
0
−8
−6
−4
−2
0
2
4
6
8

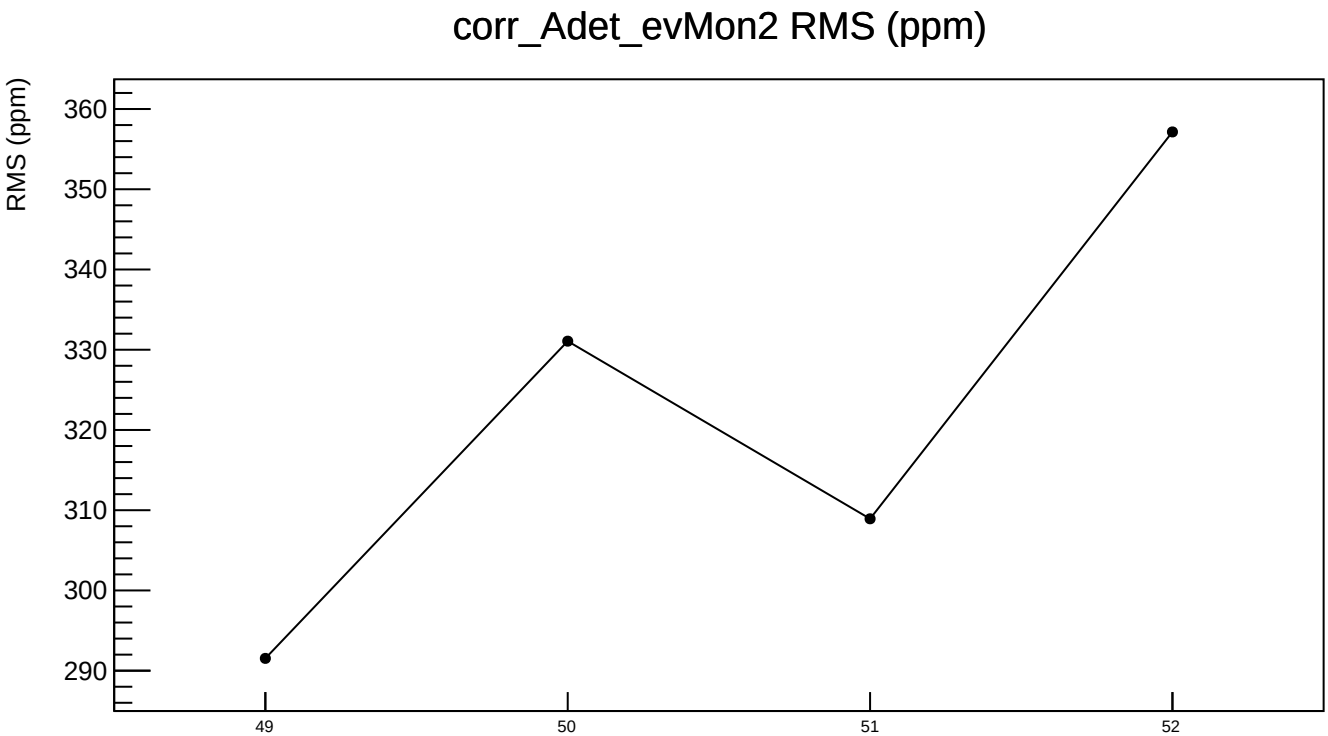
corr_Adet_evMon2 RMS (ppm)
RMS (ppm)
360
350
340
330
320
310
300
290
49
50
51
52

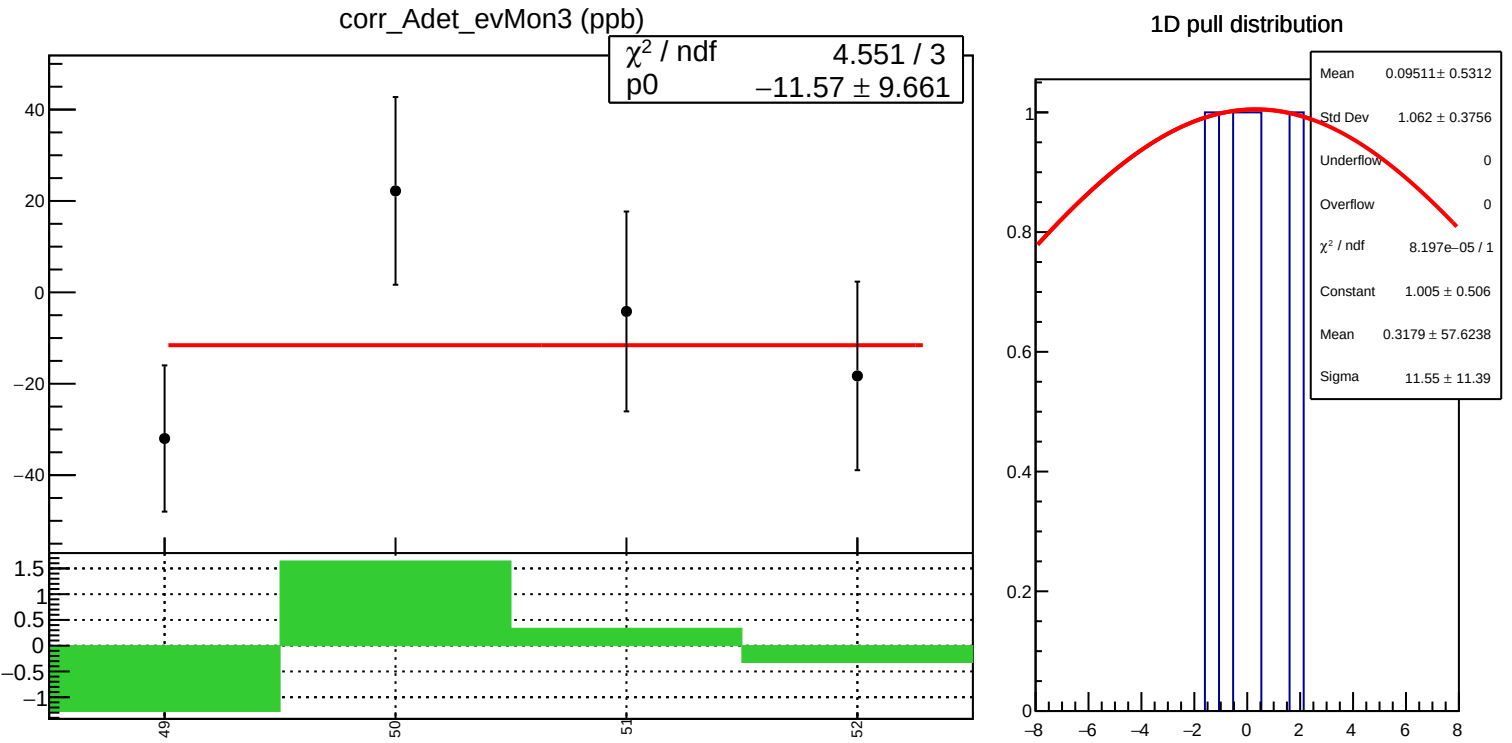
corr_Adet_evMon3 (ppb)
χ² / ndf 4.551 / 3
p0 −11.57 ± 9.661
1D pull distribution
Mean 0.09511± 0.5312
Std Dev 1.062 ± 0.3756
Underflow 0
Overflow 0
χ² / ndf 8.197e−05 / 1
Constant 1.005 ± 0.506
Mean 0.3179 ± 57.6238
Sigma 11.55 ± 11.39

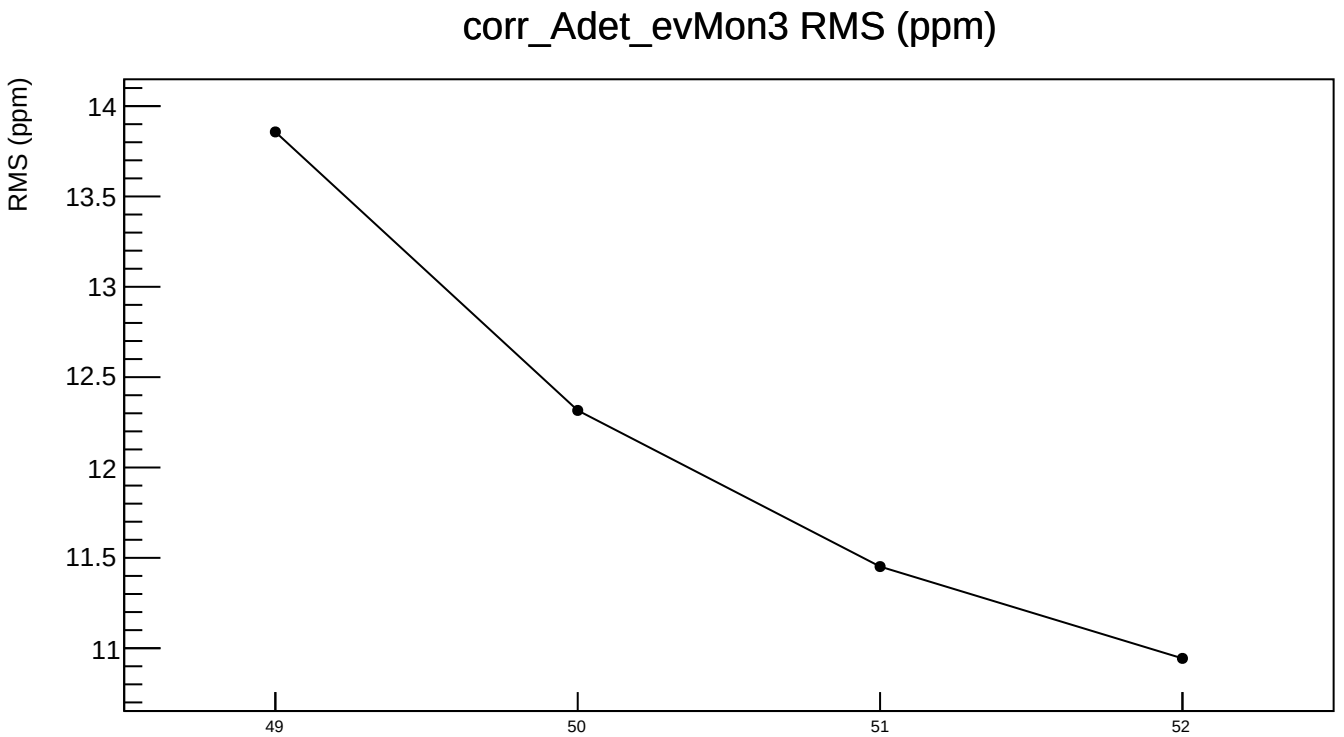
corr_Adet_evMon3 RMS (ppm)
RMS (ppm)
14
13.5
13
12.5
12
11.5
11
49
50
51
52

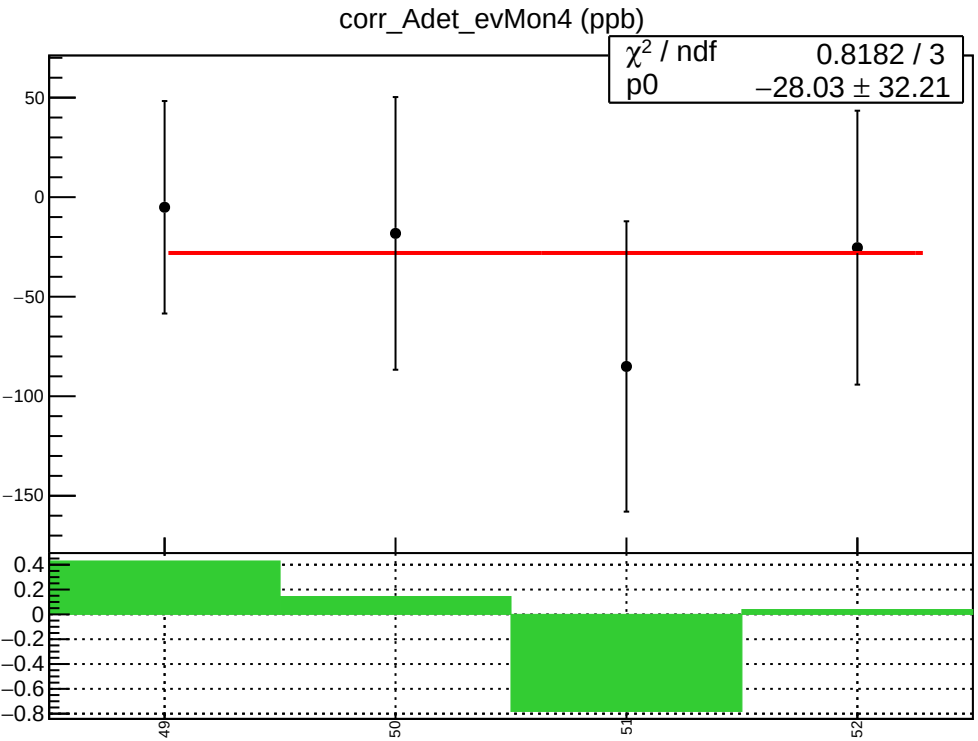
corr_Adet_evMon4 (ppb)
χ² / ndf 0.8182 / 3
p0 −28.03 ± 32.21
50
0
−50
−100
−150
0.4
0.2
0
−0.2
−0.4
−0.6
−0.8
49
50
51
52

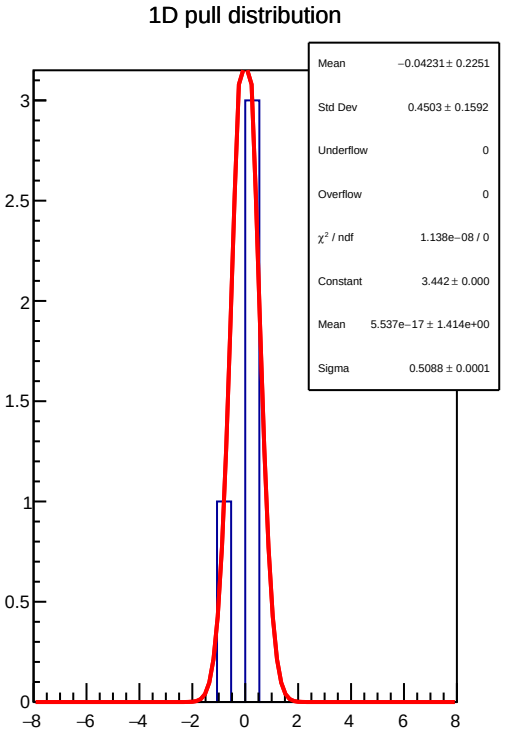
1D pull distribution
Mean −0.04231 ± 0.2251
Std Dev 0.4503 ± 0.1592
Underflow 0
Overflow 0
χ² / ndf 1.138e−08 / 0
Constant 3.442 ± 0.000
Mean 5.537e−17 ± 1.414e+00
Sigma 0.5088 ± 0.0001
3
2.5
2
1.5
1
0.5
0
−8
−6
−4
−2
0
2
4
6
8

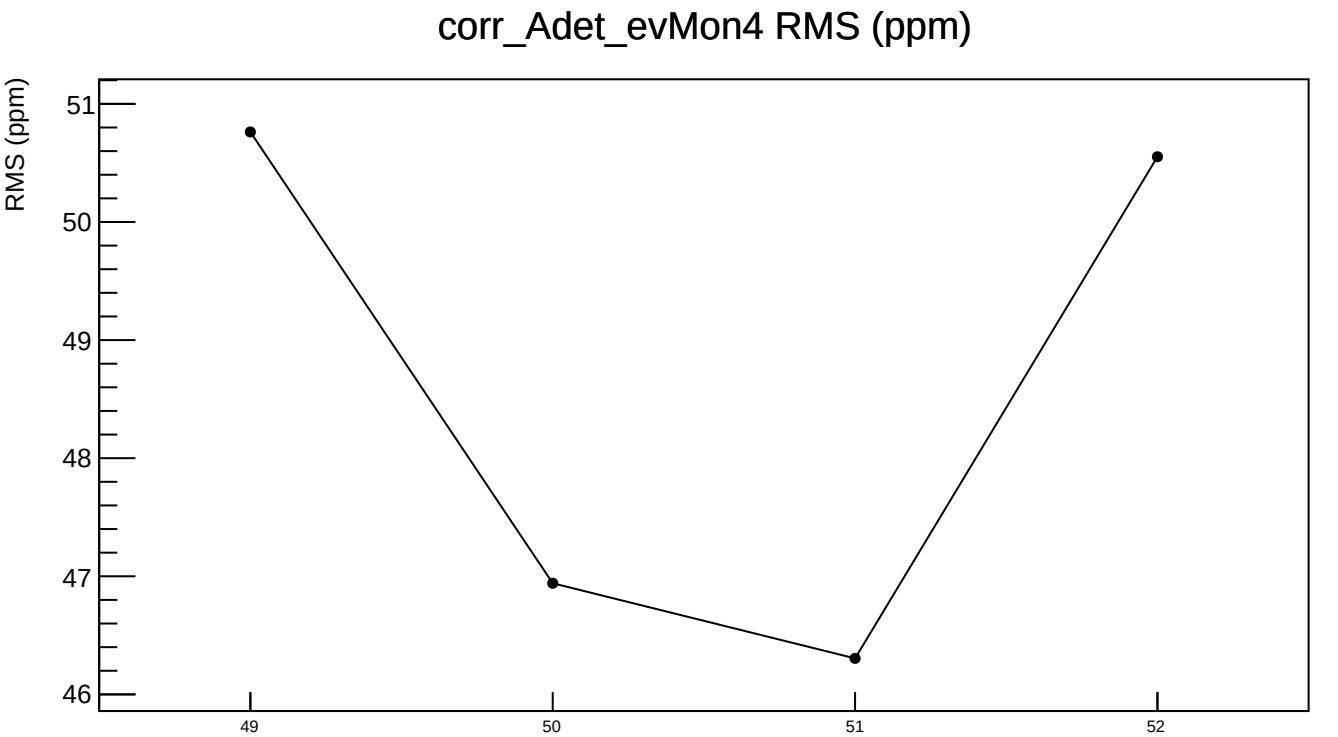
corr_Adet_evMon4 RMS (ppm)
RMS (ppm)
51
50
49
48
47
46
49
50
51
52

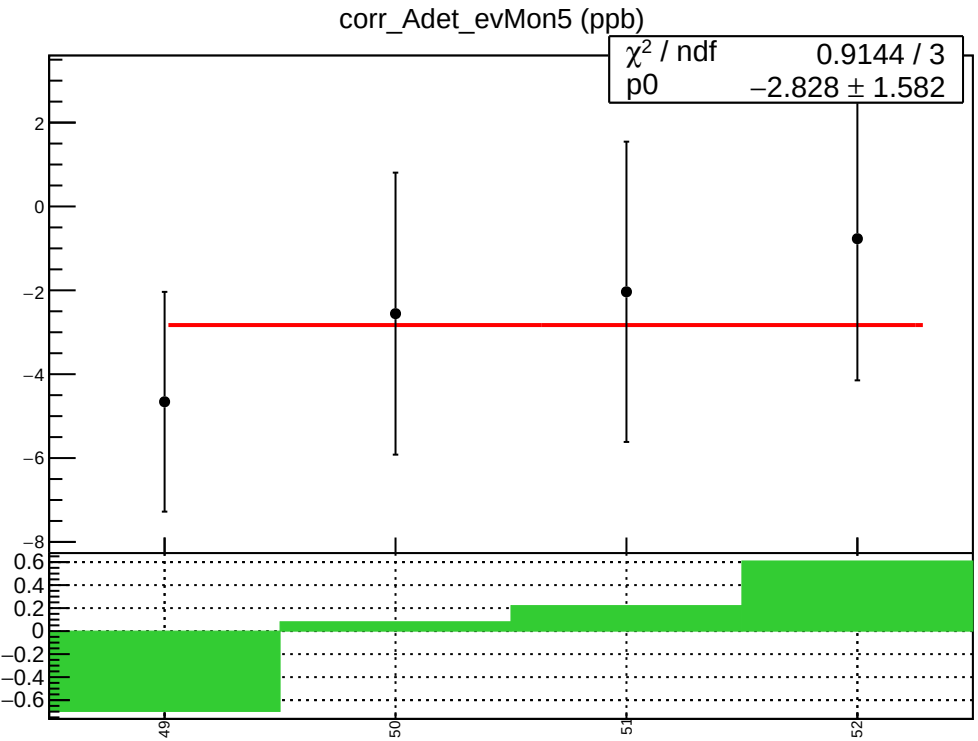
corr_Adet_evMon5 (ppb)
χ² / ndf 0.9144 / 3
p0 −2.828 ± 1.582
49
50
51
52

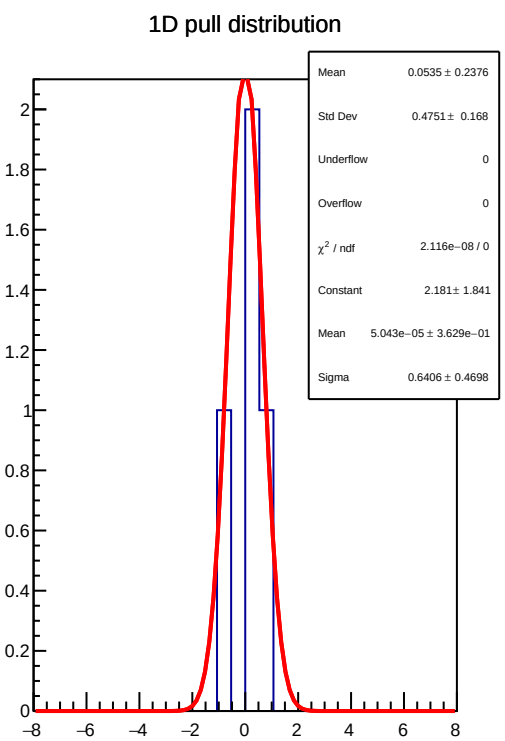
1D pull distribution
Mean 0.0535 ± 0.2376
Std Dev 0.4751 ± 0.168
Underflow 0
Overflow 0
χ² / ndf 2.116e−08 / 0
Constant 2.181 ± 1.841
Mean 5.043e−05 ± 3.629e−01
Sigma 0.6406 ± 0.4698

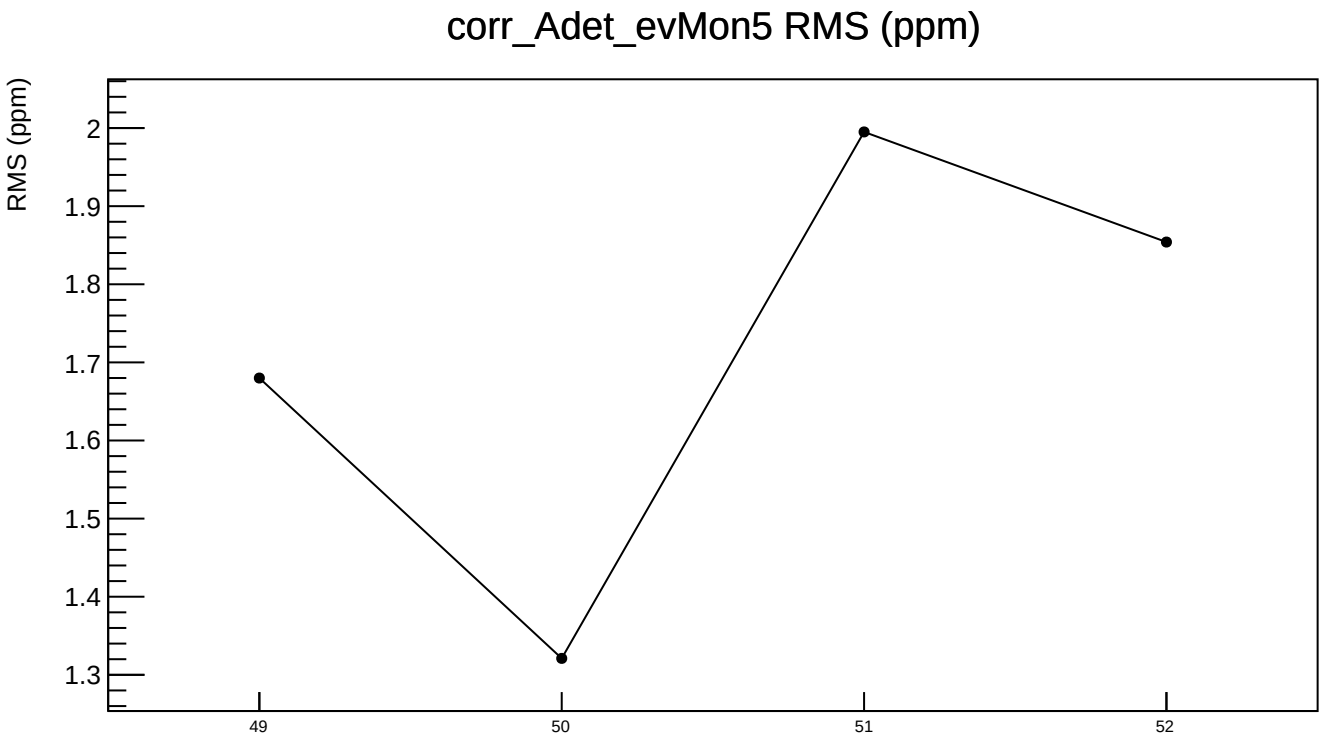
corr_Adet_evMon5 RMS (ppm)
RMS (ppm)
2
1.9
1.8
1.7
1.6
1.5
1.4
1.3
49
50
51
52

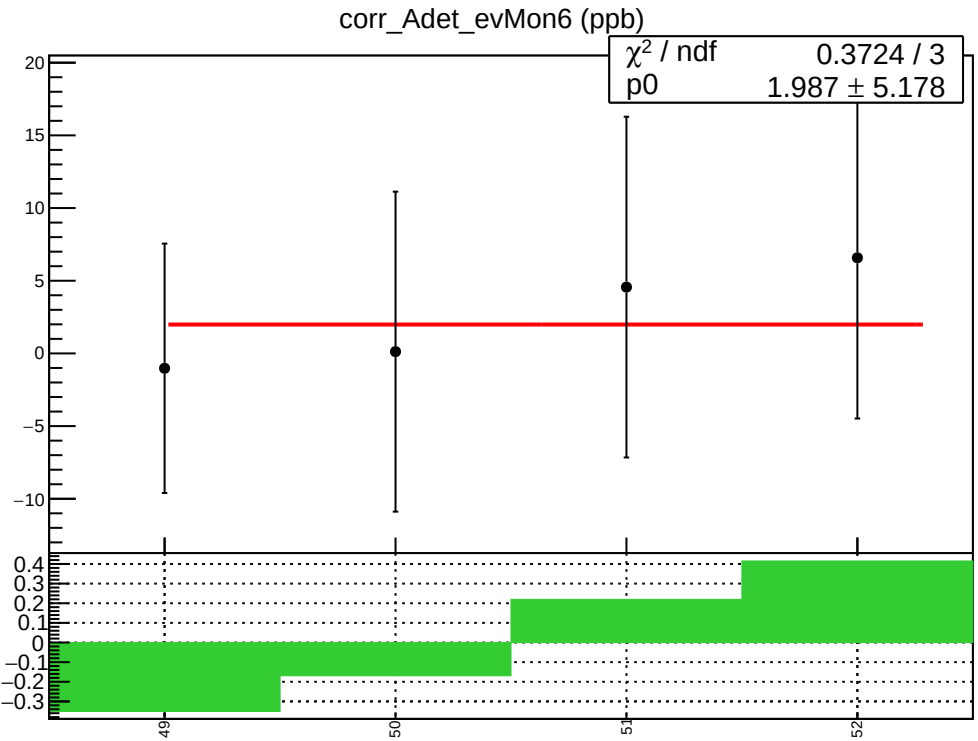
corr_Adet_evMon6 (ppb)
χ² / ndf 0.3724 / 3
p0 1.987 ± 5.178
20
15
10
5
0
−5
−10
0.4
0.3
0.2
0.1
0
−0.1
−0.2
−0.3
49
50
51
52

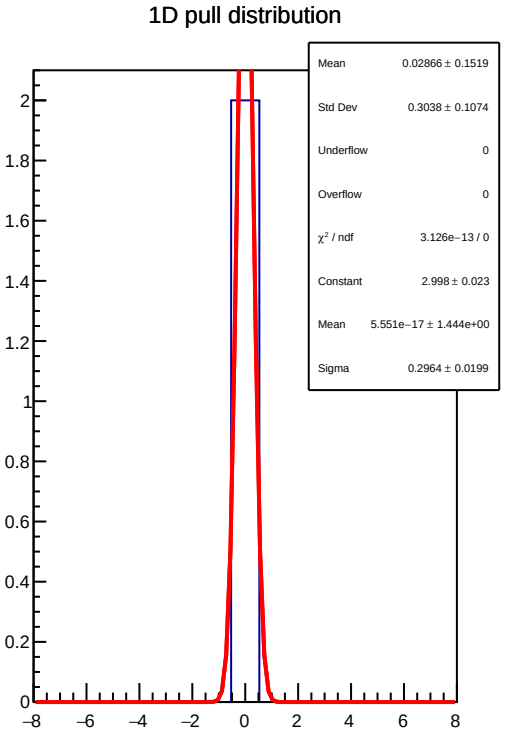
1D pull distribution
Mean 0.02866 ± 0.1519
Std Dev 0.3038 ± 0.1074
Underflow 0
Overflow 0
χ² / ndf 3.126e−13 / 0
Constant 2.998 ± 0.023
Mean 5.551e−17 ± 1.444e+00
Sigma 0.2964 ± 0.0199
2
1.8
1.6
1.4
1.2
1
0.8
0.6
0.4
0.2
0
−8
−6
−4
−2
0
2
4
6
8

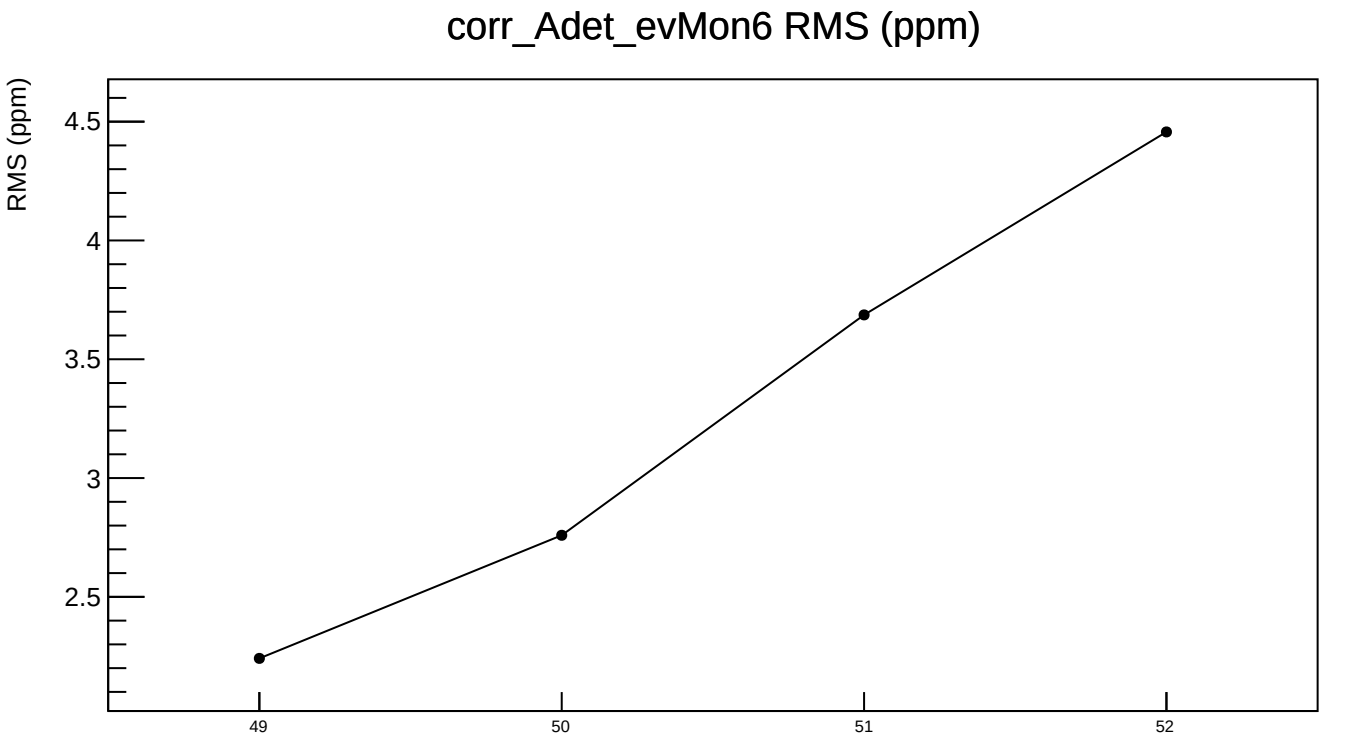
corr_Adet_evMon6 RMS (ppm)
RMS (ppm)
4.5
4
3.5
3
2.5
49
50
51
52

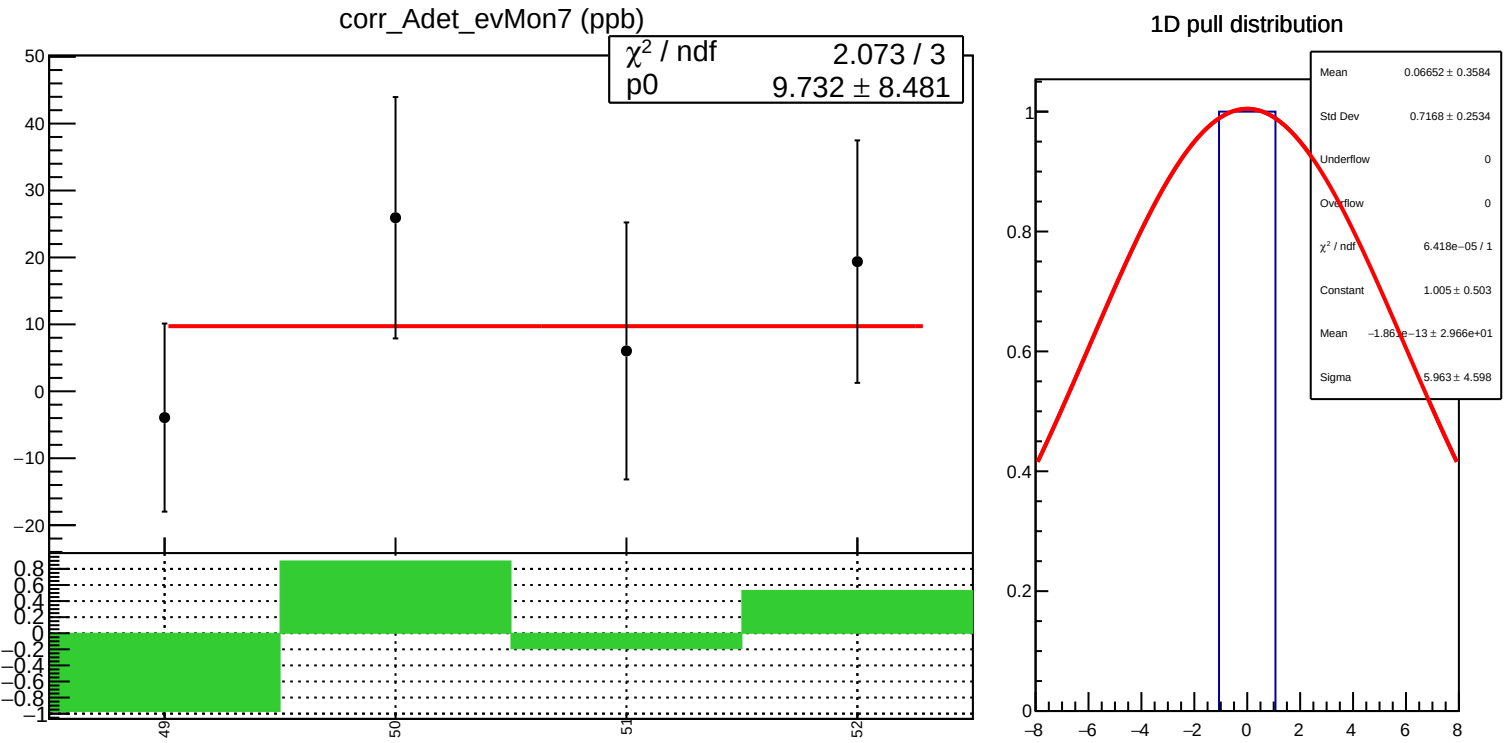
corr_Adet_evMon7 (ppb)
χ² / ndf 2.073 / 3
p0 9.732 ± 8.481
1D pull distribution
Mean 0.06652 ± 0.3584
Std Dev 0.7168 ± 0.2534
Underflow 0
Overflow 0
χ² / ndf 6.418e−05 / 1
Constant 1.005 ± 0.503
Mean −1.861e−13 ± 2.966e+01
Sigma 5.963 ± 4.598

corr_Adet_evMon7 RMS (ppm)

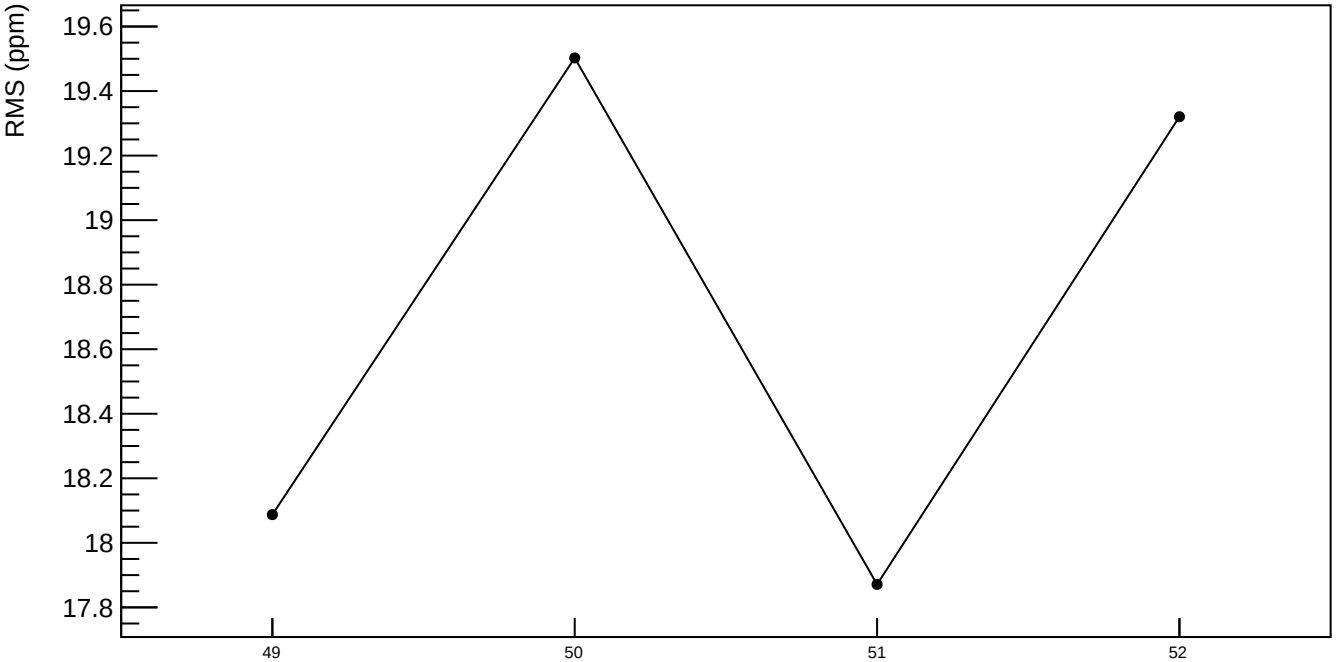

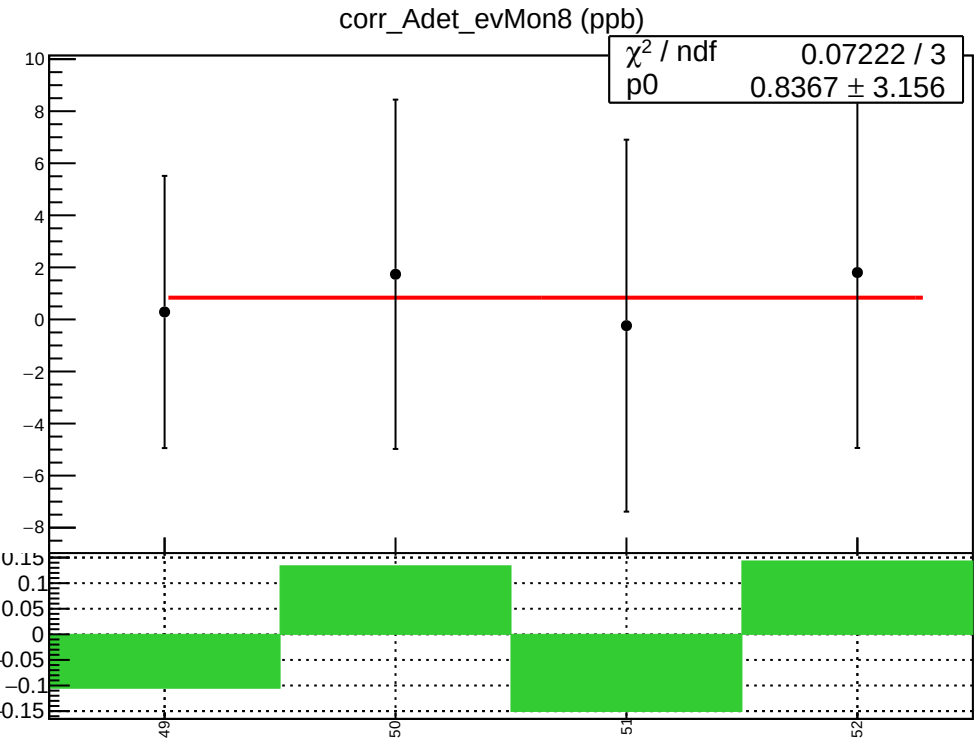
corr_Adet_evMon8 (ppb)
χ² / ndf 0.07222 / 3
p0 0.8367 ± 3.156
10
8
6
4
2
0
−2
−4
−6
−8
0.15
0.1
0.05
0
−0.05
−0.1
−0.15
49
50
51
52

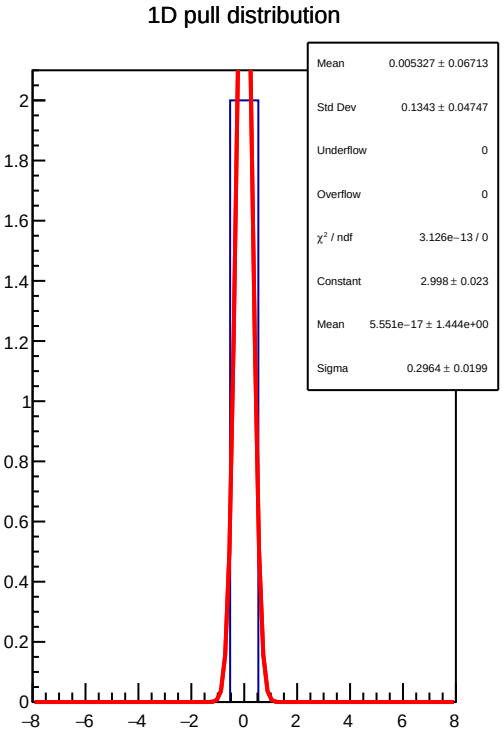
1D pull distribution
Mean 0.005327 ± 0.06713
Std Dev 0.1343 ± 0.04747
Underflow 0
Overflow 0
χ² / ndf 3.126e−13 / 0
Constant 2.998 ± 0.023
Mean 5.551e−17 ± 1.444e+00
Sigma 0.2964 ± 0.0199
2
1.8
1.6
1.4
1.2
1
0.8
0.6
0.4
0.2
0
−8
−6
−4
−2
0
2
4
6
8

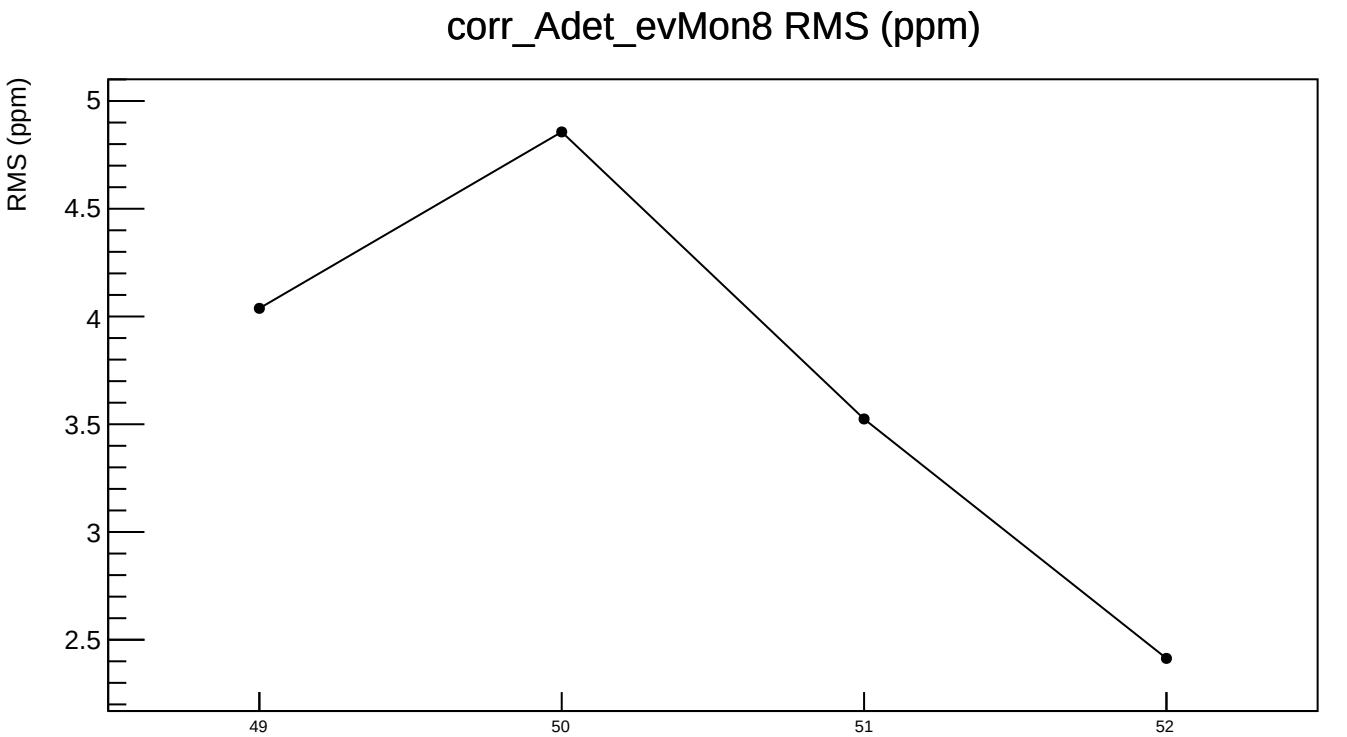
corr_Adet_evMon8 RMS (ppm)
RMS (ppm)
5
4.5
4
3.5
3
2.5
49
50
51
52

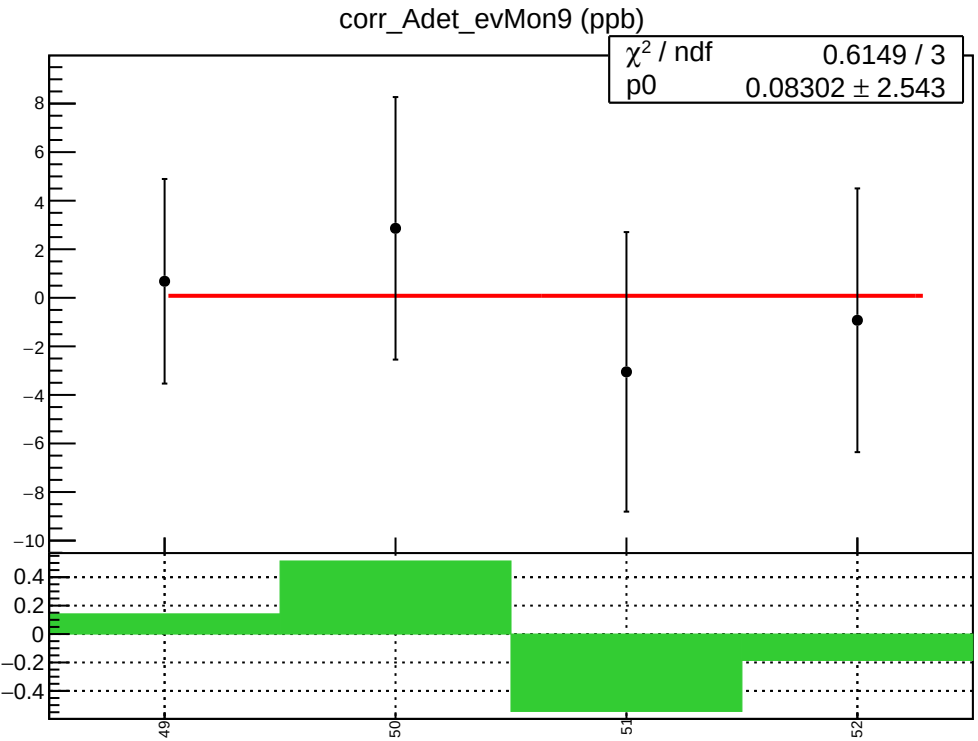
corr_Adet_evMon9 (ppb)
χ² / ndf 0.6149 / 3
p0 0.08302 ± 2.543
8
6
4
2
0
−2
−4
−6
−8
−10
0.4
0.2
0
−0.2
−0.4
49
50
51
52

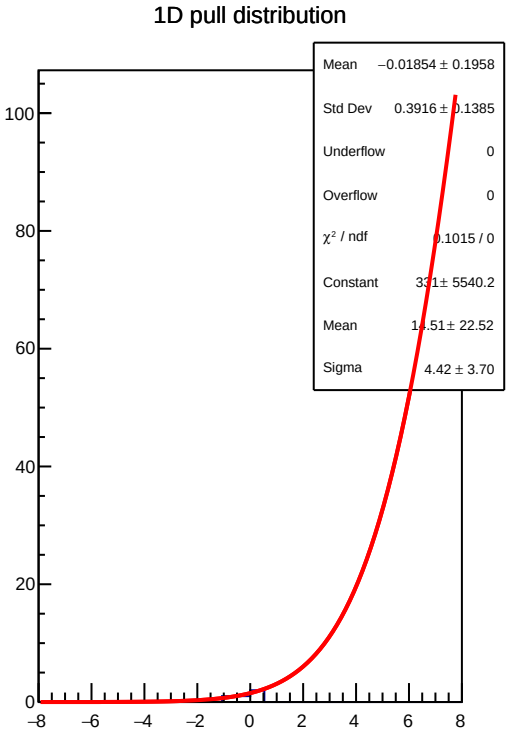
1D pull distribution
Mean −0.01854 ± 0.1958
Std Dev 0.3916 ± 0.1385
Underflow 0
Overflow 0
χ² / ndf 0.1015 / 0
Constant 331± 5540.2
Mean 1.51± 22.52
Sigma 4.42 ± 3.70
100
80
60
40
20
0
−8
−6
−4
−2
0
2
4
6
8

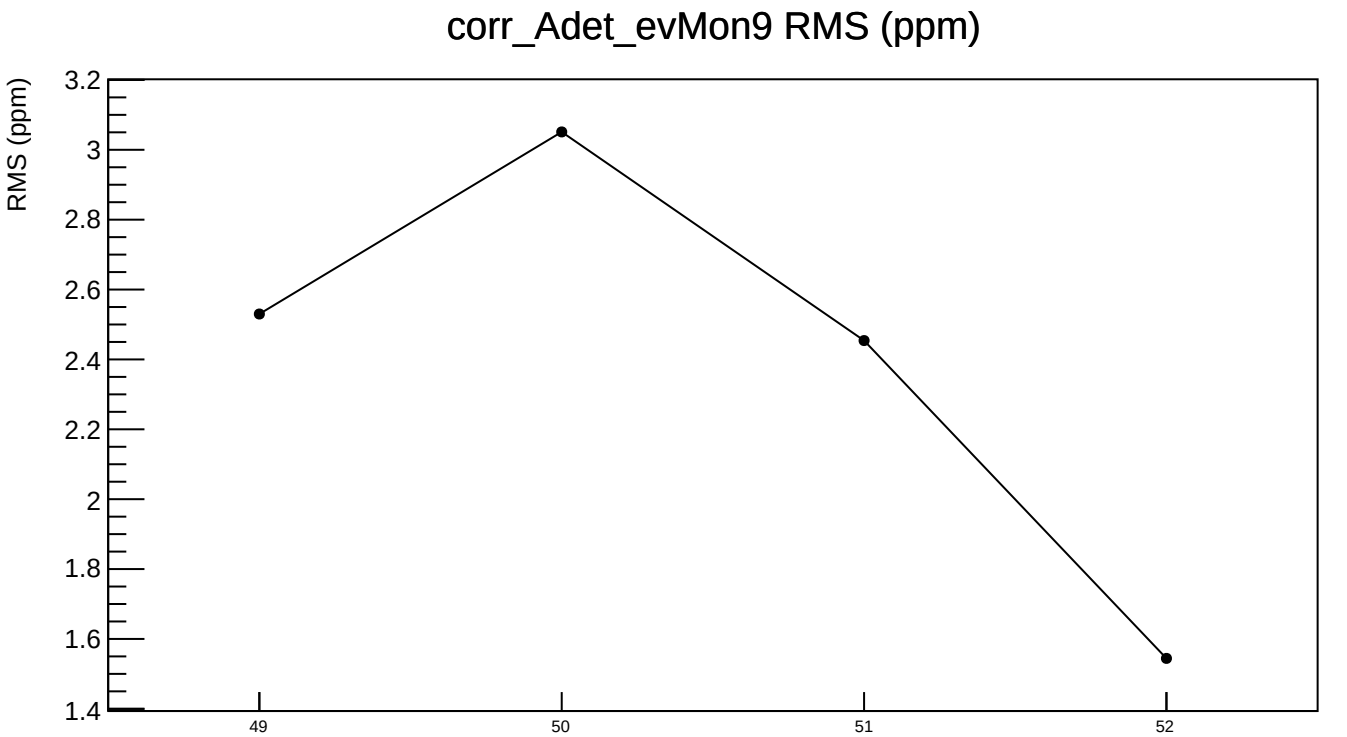
corr_Adet_evMon9 RMS (ppm)
RMS (ppm)
3.2
3
2.8
2.6
2.4
2.2
2
1.8
1.6
1.4
49
50
51
52

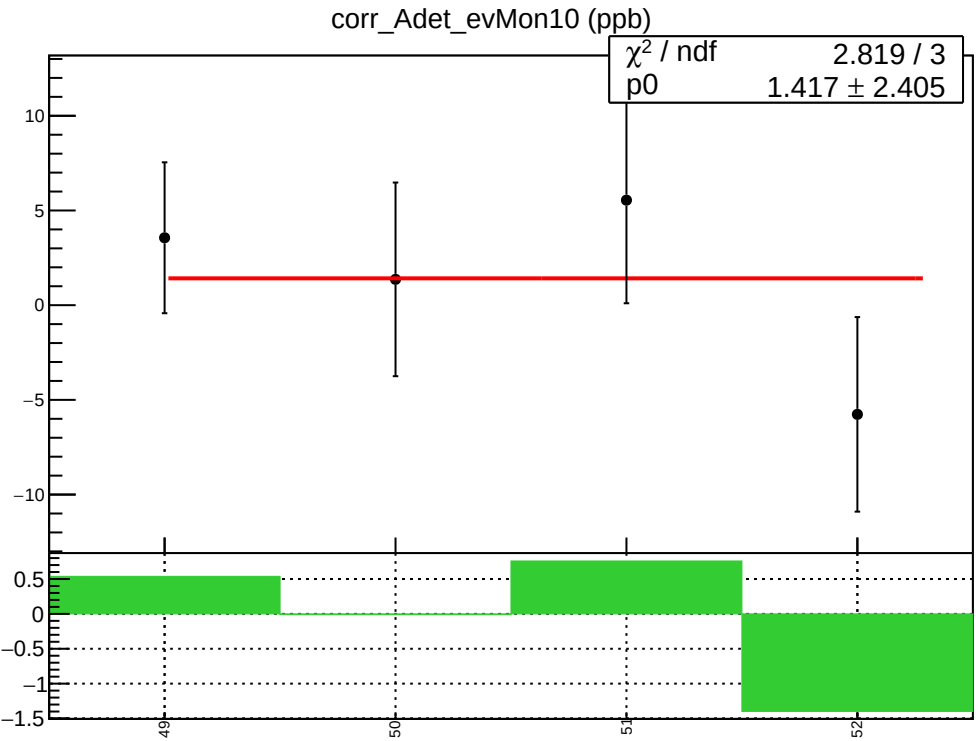
corr_Adet_evMon10 (ppb)
χ² / ndf 2.819 / 3
p0 1.417 ± 2.405
10
5
0
−5
−10
0.5
0
−0.5
−1
−1.5
49
50
51
52

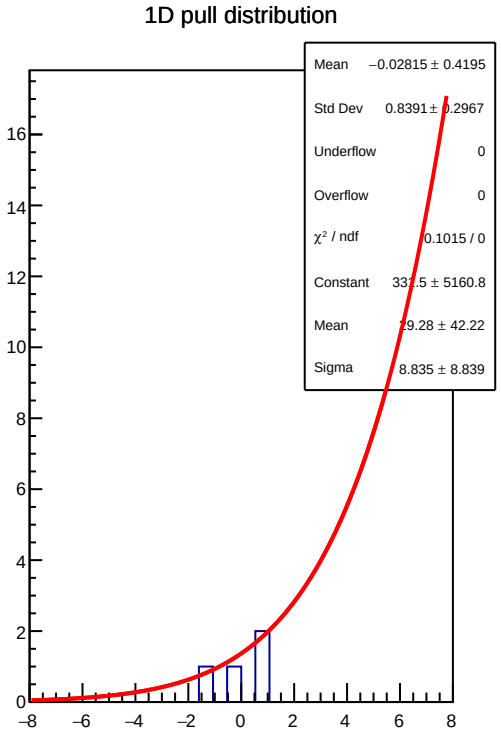
1D pull distribution
Mean −0.02815 ± 0.4195
Std Dev 0.8391 ± 0.2967
Underflow 0
Overflow 0
χ² / ndf 0.1015 / 0
Constant 331.5 ± 5160.8
Mean 29.28 ± 42.22
Sigma 8.835 ± 8.839
16
14
12
10
8
6
4
2
0
−8
−6
−4
−2
0
2
4
6
8

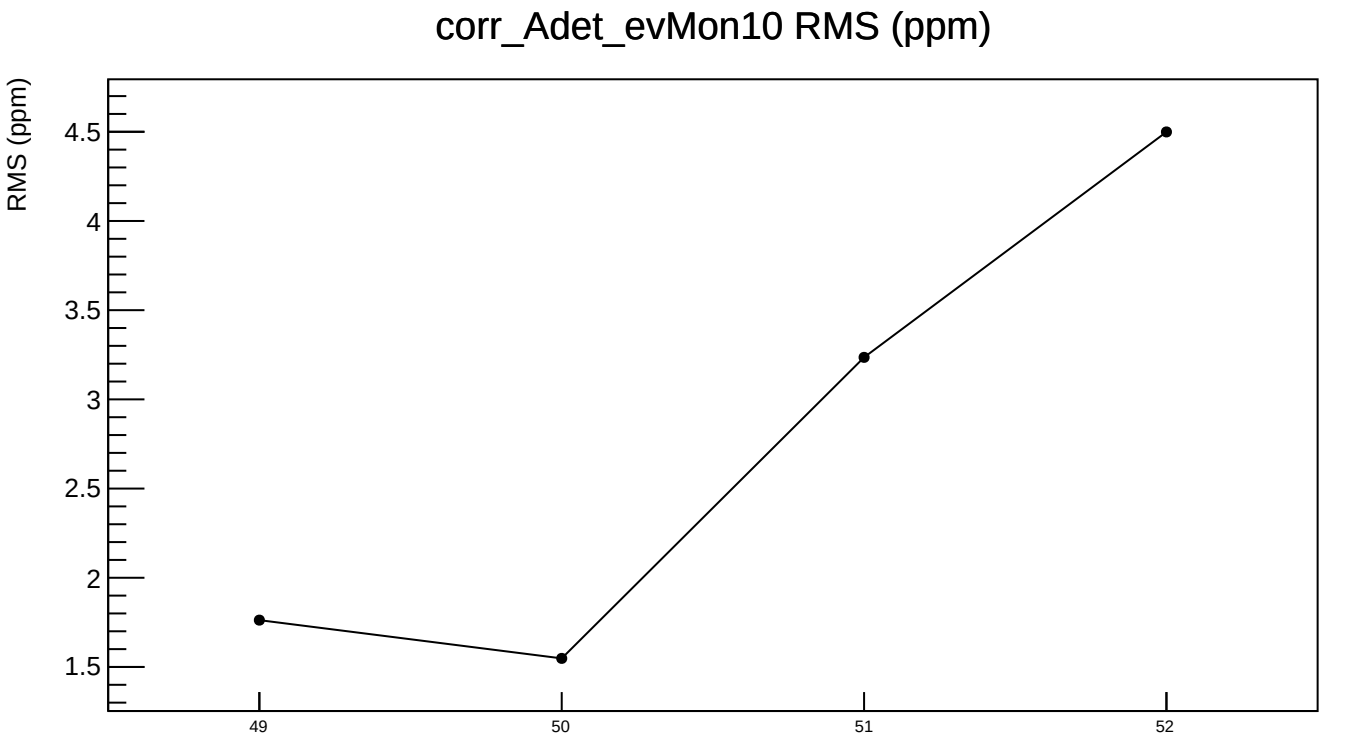
corr_Adet_evMon10 RMS (ppm)
RMS (ppm)
4.5
4
3.5
3
2.5
2
1.5
49
50
51
52

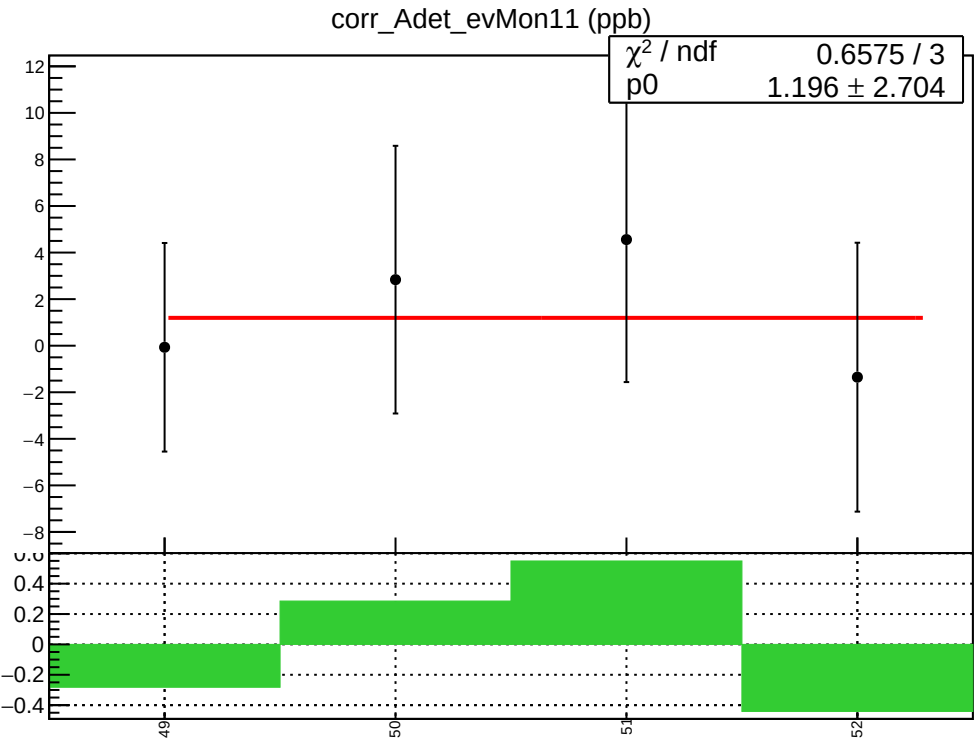
corr_Adet_evMon11 (ppb)
χ² / ndf 0.6575 / 3
p0 1.196 ± 2.704
12
10
8
6
4
2
0
−2
−4
−6
−8
0.6
0.4
0.2
0
−0.2
−0.4
49
50
51
52

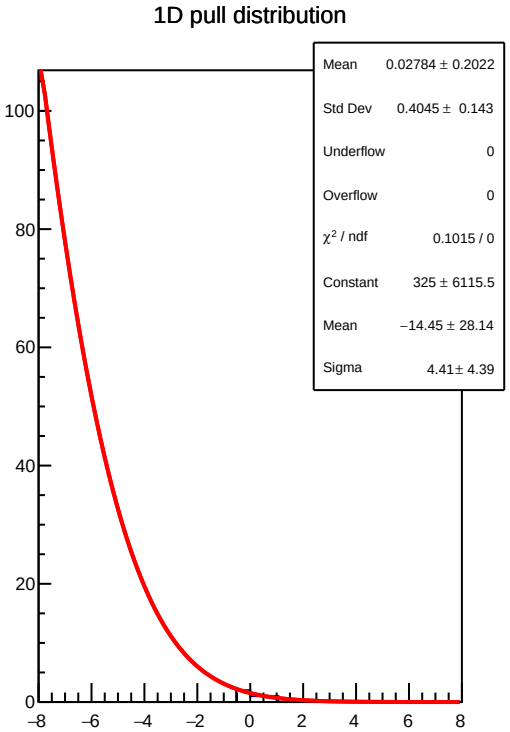
1D pull distribution
Mean 0.02784 ± 0.2022
Std Dev 0.4045 ± 0.143
Underflow 0
Overflow 0
χ² / ndf 0.1015 / 0
Constant 325 ± 6115.5
Mean −14.45 ± 28.14
Sigma 4.41± 4.39
100
80
60
40
20
0
−8
−6
−4
−2
0
2
4
6
8

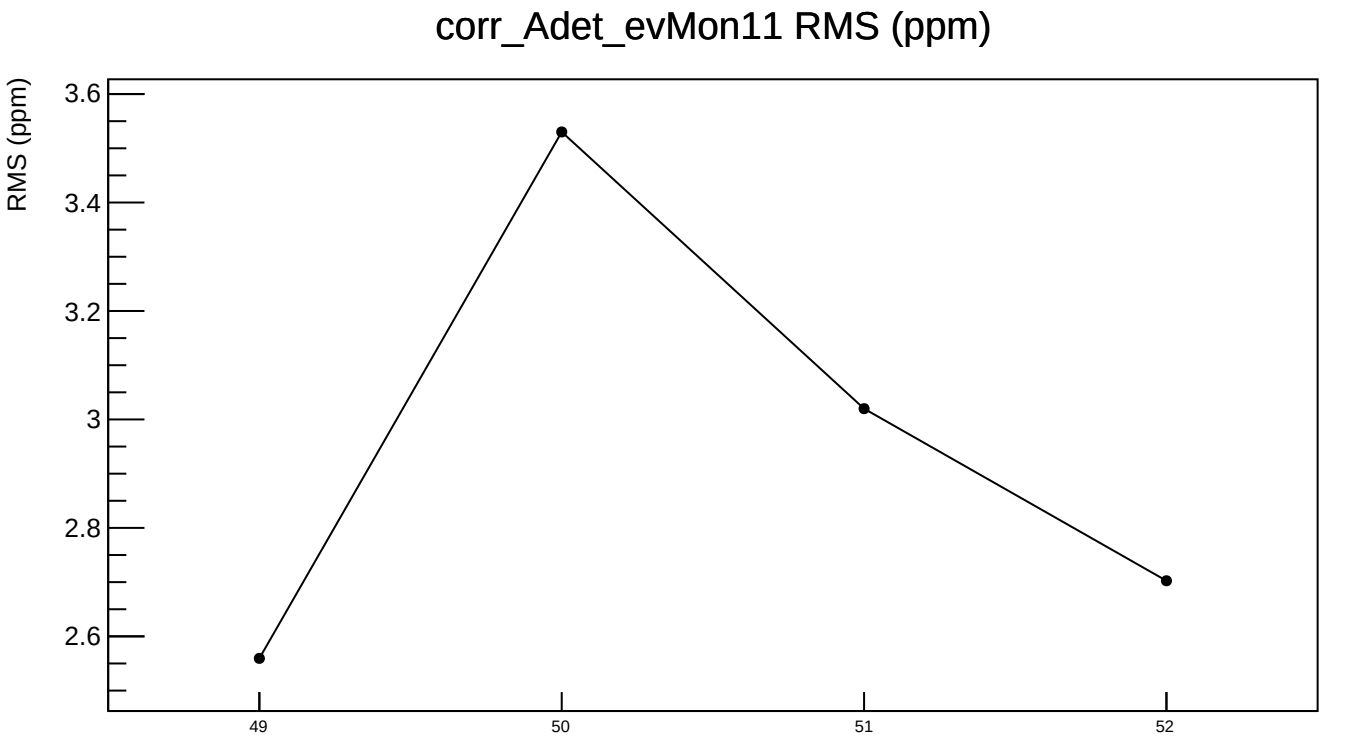
corr_Adet_evMon11 RMS (ppm)
RMS (ppm)
3.6
3.4
3.2
3
2.8
2.6
49
50
51
52

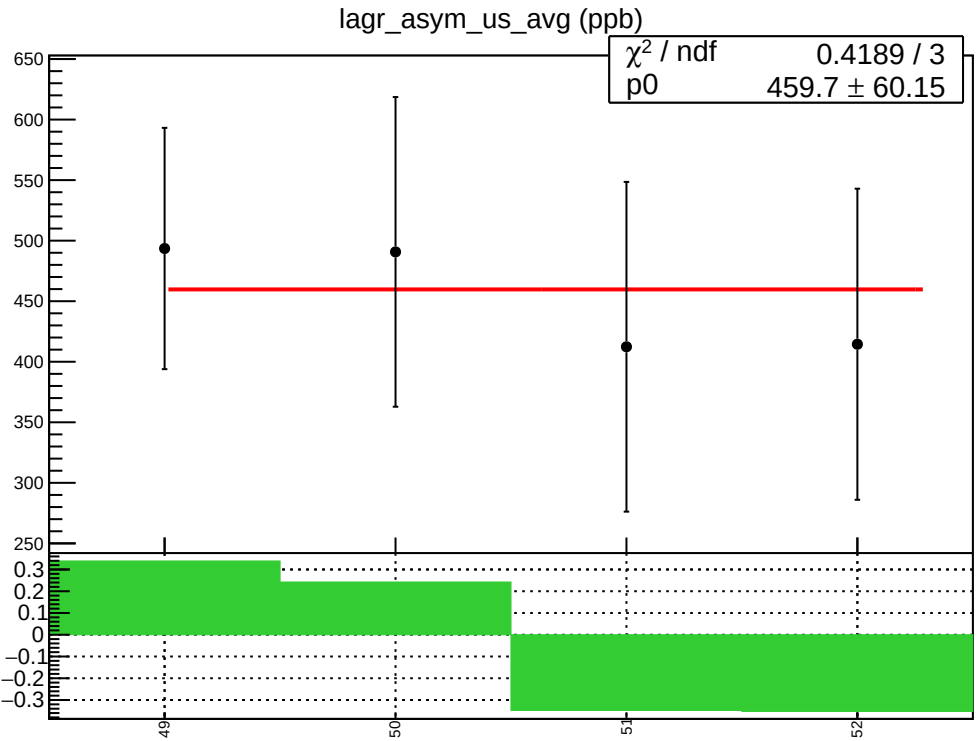
lagr_asym_us_avg (ppb)
χ² / ndf 0.4189 / 3
p0 459.7 ± 60.15
650
600
550
500
450
400
350
300
250
0.3
0.2
0.1
0
−0.1
−0.2
−0.3
49
50
51
52

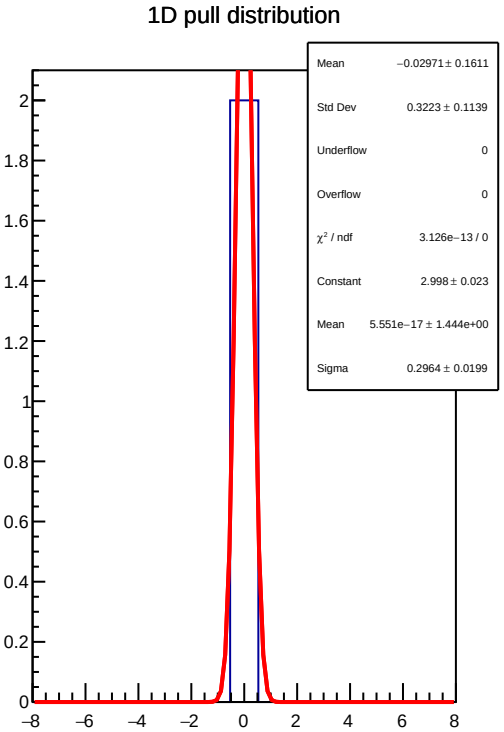
1D pull distribution
Mean −0.02971 ± 0.1611
Std Dev 0.3223 ± 0.1139
Underflow 0
Overflow 0
χ² / ndf 3.126e−13 / 0
Constant 2.998 ± 0.023
Mean 5.551e−17 ± 1.444e+00
Sigma 0.2964 ± 0.0199
2
1.8
1.6
1.4
1.2
1
0.8
0.6
0.4
0.2
0
−8
−6
−4
−2
0
2
4
6
8

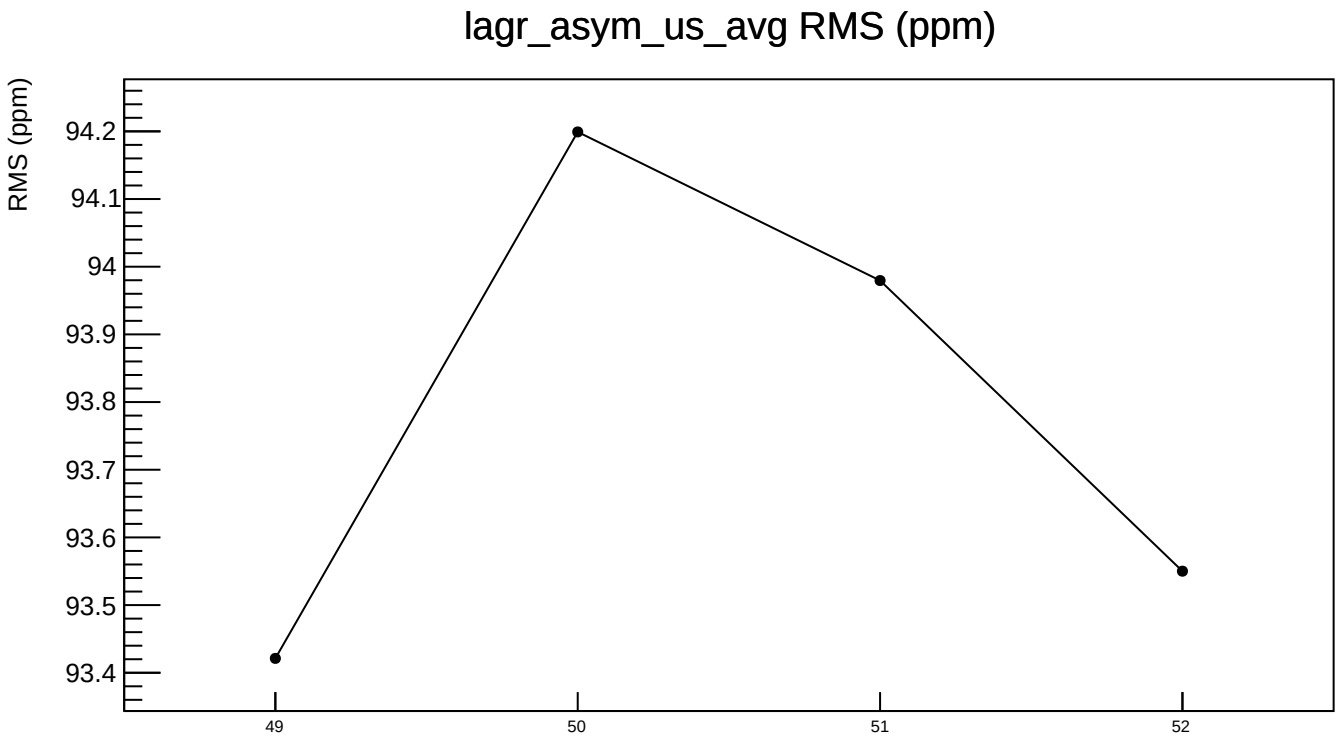
lagr_asym_us_avg RMS (ppm)
RMS (ppm)
94.2
94.1
94
93.9
93.8
93.7
93.6
93.5
93.4
49
50
51
52

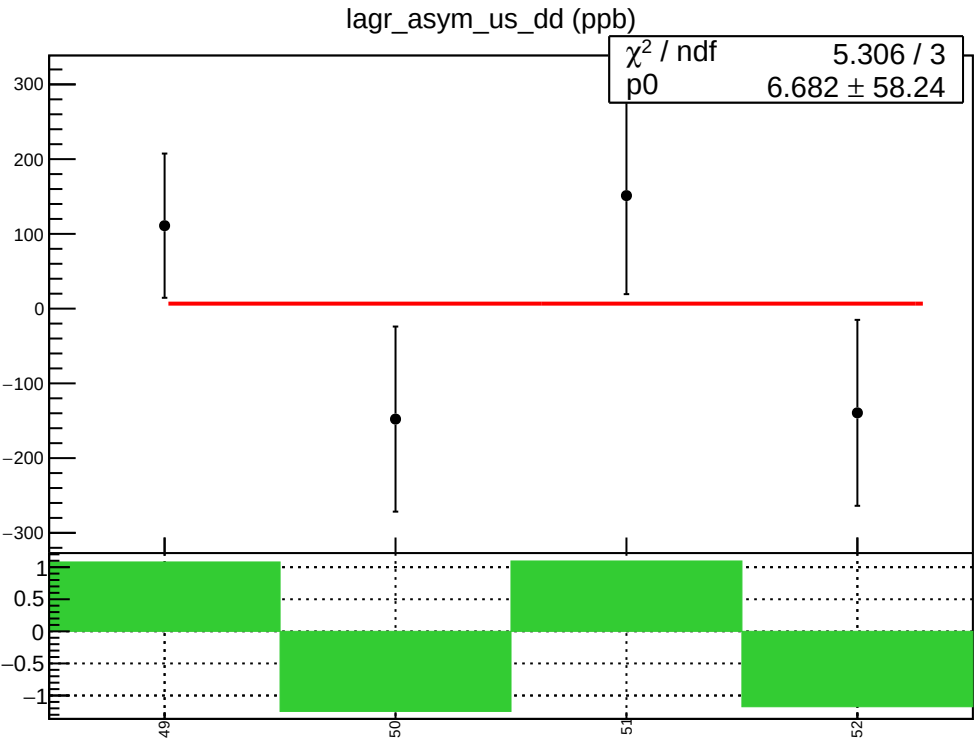
lagr_asym_us_dd (ppb)
χ² / ndf 5.306 / 3
p0 6.682 ± 58.24
300
200
100
0
−100
−200
−300
1
0.5
0
−0.5
−1
49
50
51
52

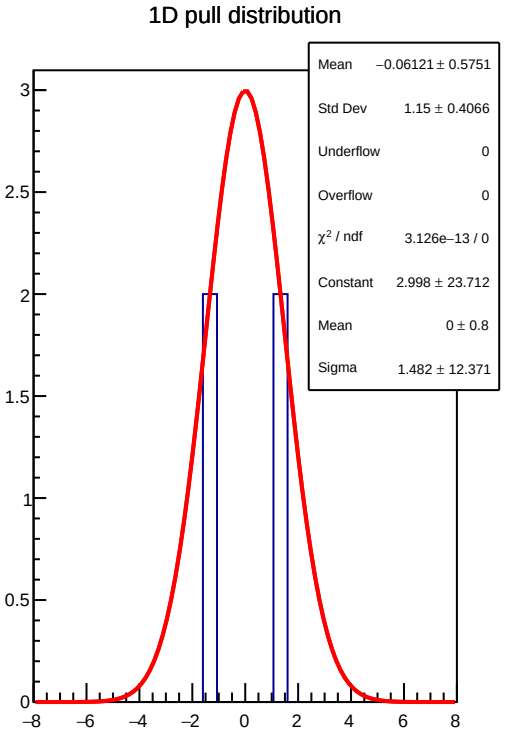
1D pull distribution
Mean −0.06121 ± 0.5751
Std Dev 1.15 ± 0.4066
Underflow 0
Overflow 0
χ² / ndf 3.126e−13 / 0
Constant 2.998 ± 23.712
Mean 0 ± 0.8
Sigma 1.482 ± 12.371
3
2.5
2
1.5
1
0.5
0
−8
−6
−4
−2
0
2
4
6
8

lagr_asym_us_dd RMS (ppm)

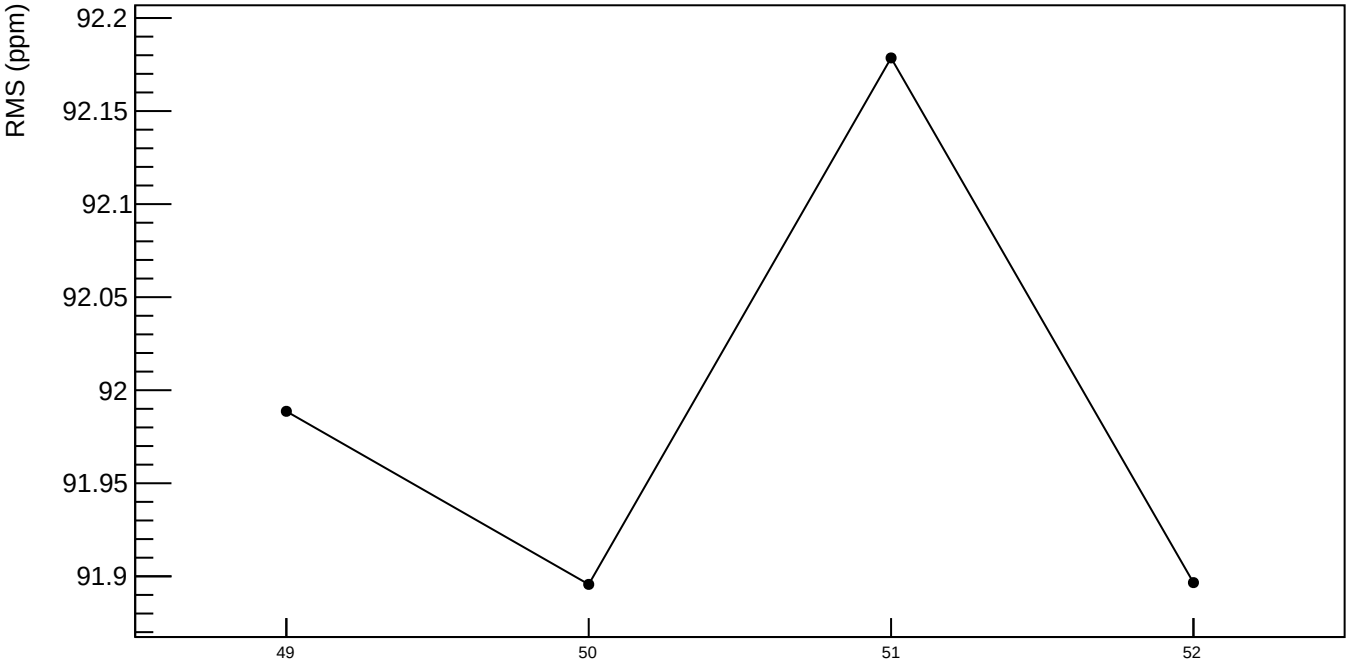

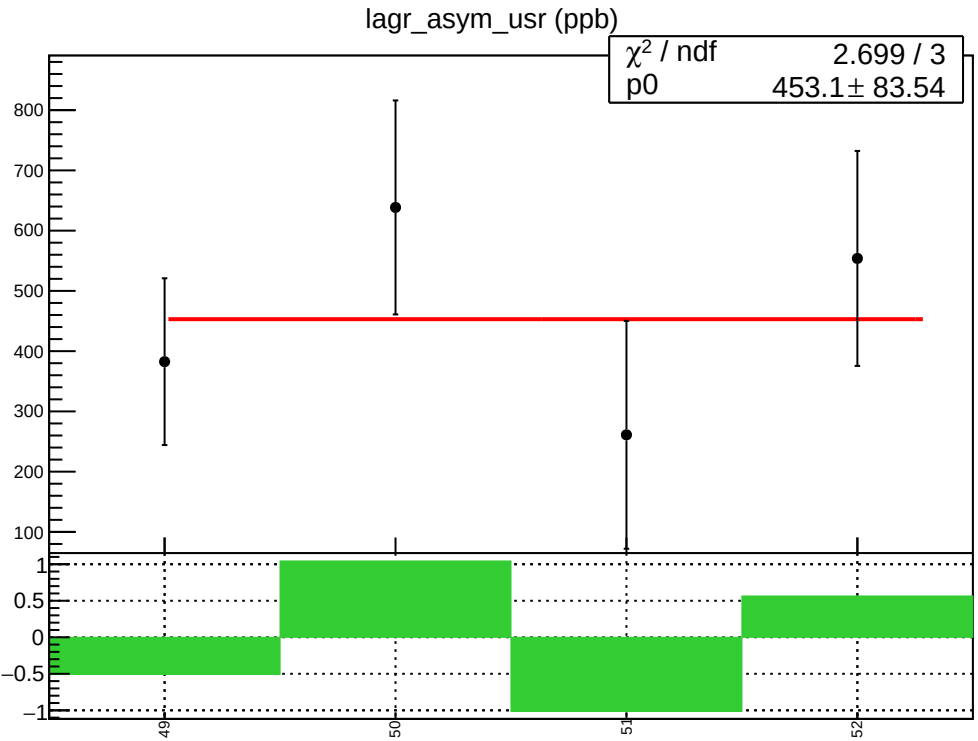
lagr_asym_usr (ppb)
χ² / ndf 2.699 / 3
p0 453.1 ± 83.54
800
700
600
500
400
300
200
100
1
0.5
0
−0.5
−1
49
50
51
52

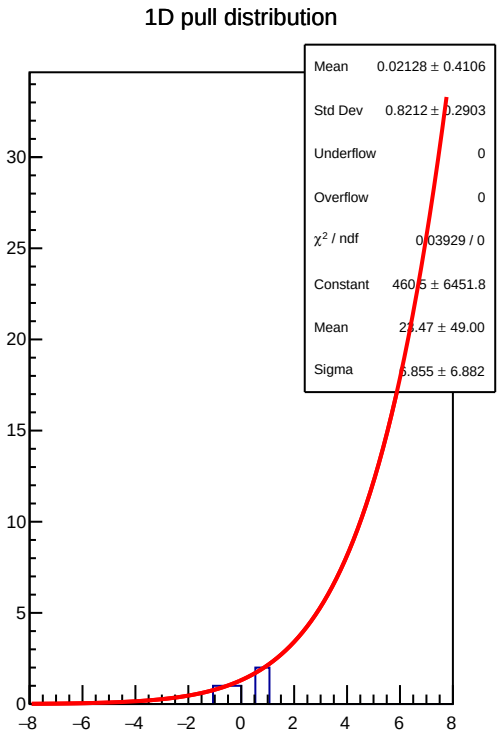
1D pull distribution
Mean 0.02128 ± 0.4106
Std Dev 0.8212 ± 0.2903
Underflow 0
Overflow 0
χ² / ndf 0.03929 / 0
Constant 460.5 ± 6451.8
Mean 2[illegible].47 ± 49.00
Sigma [illegible].855 ± 6.882
30
25
20
15
10
5
0
−8
−6
−4
−2
0
2
4
6
8

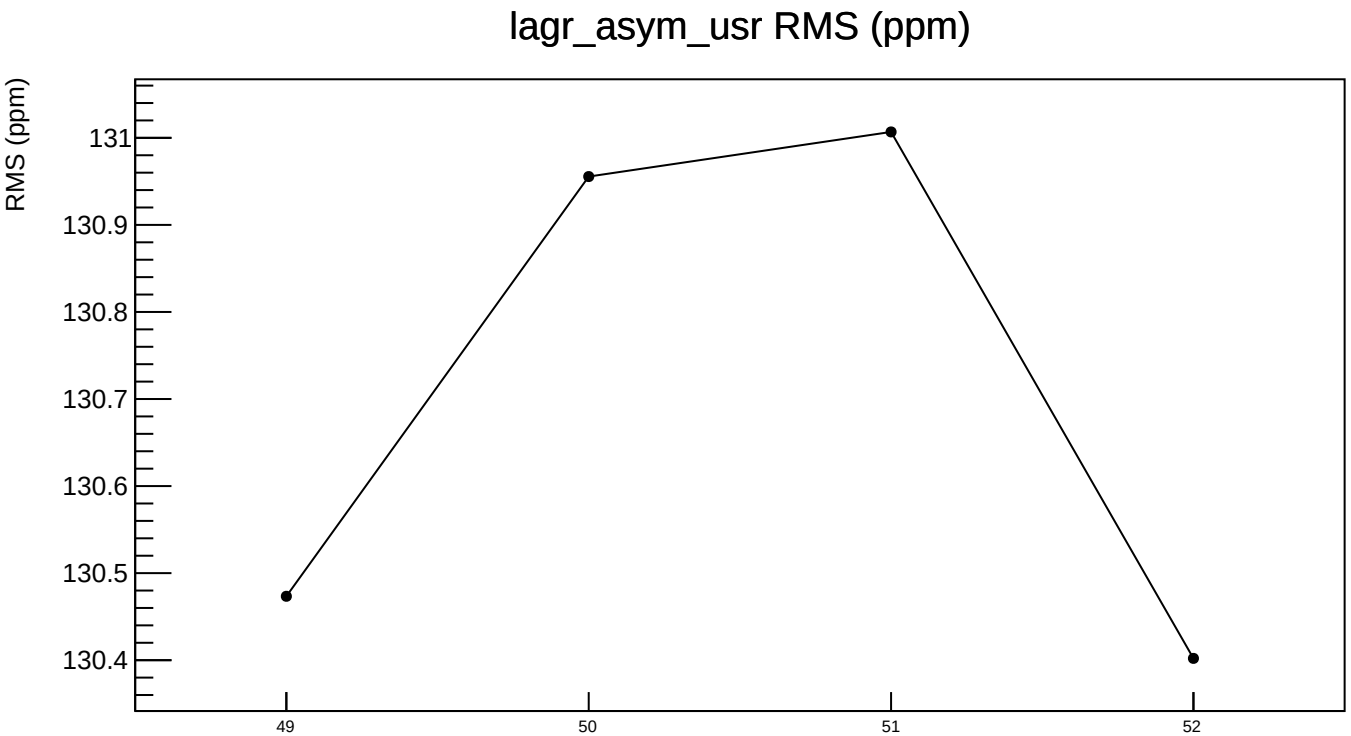
lagr_asym_usr RMS (ppm)
RMS (ppm)
131
130.9
130.8
130.7
130.6
130.5
130.4
49
50
51
52

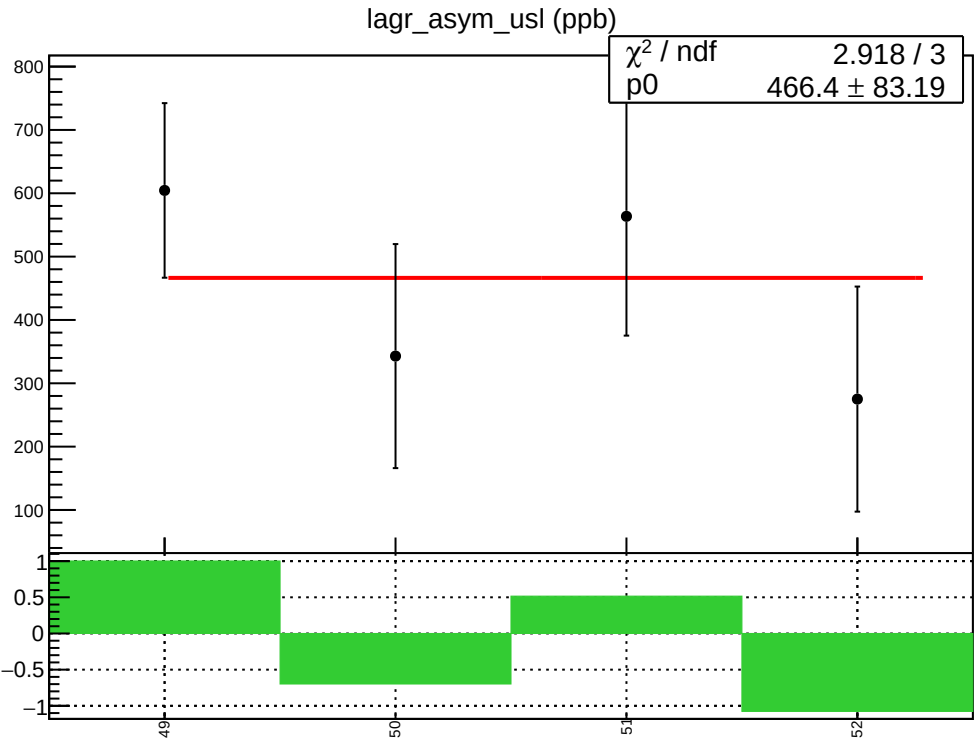
lagr_asym_usl (ppb)
χ² / ndf 2.918 / 3
p0 466.4 ± 83.19
800
700
600
500
400
300
200
100
1
0.5
0
−0.5
−1
49
50
51
52

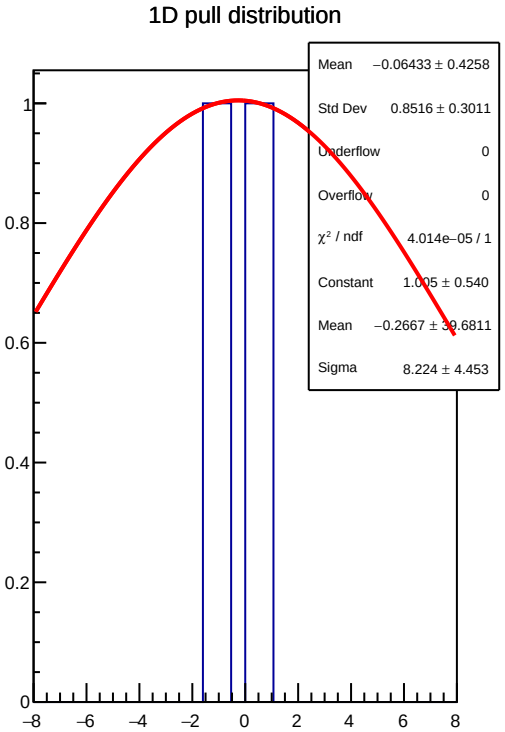
1D pull distribution
Mean −0.06433 ± 0.4258
Std Dev 0.8516 ± 0.3011
Underflow 0
Overflow 0
χ² / ndf 4.014e−05 / 1
Constant 1.005 ± 0.540
Mean −0.2667 ± 39.6811
Sigma 8.224 ± 4.453
1
0.8
0.6
0.4
0.2
0
−8
−6
−4
−2
0
2
4
6
8

lagr_asym_usl RMS (ppm)

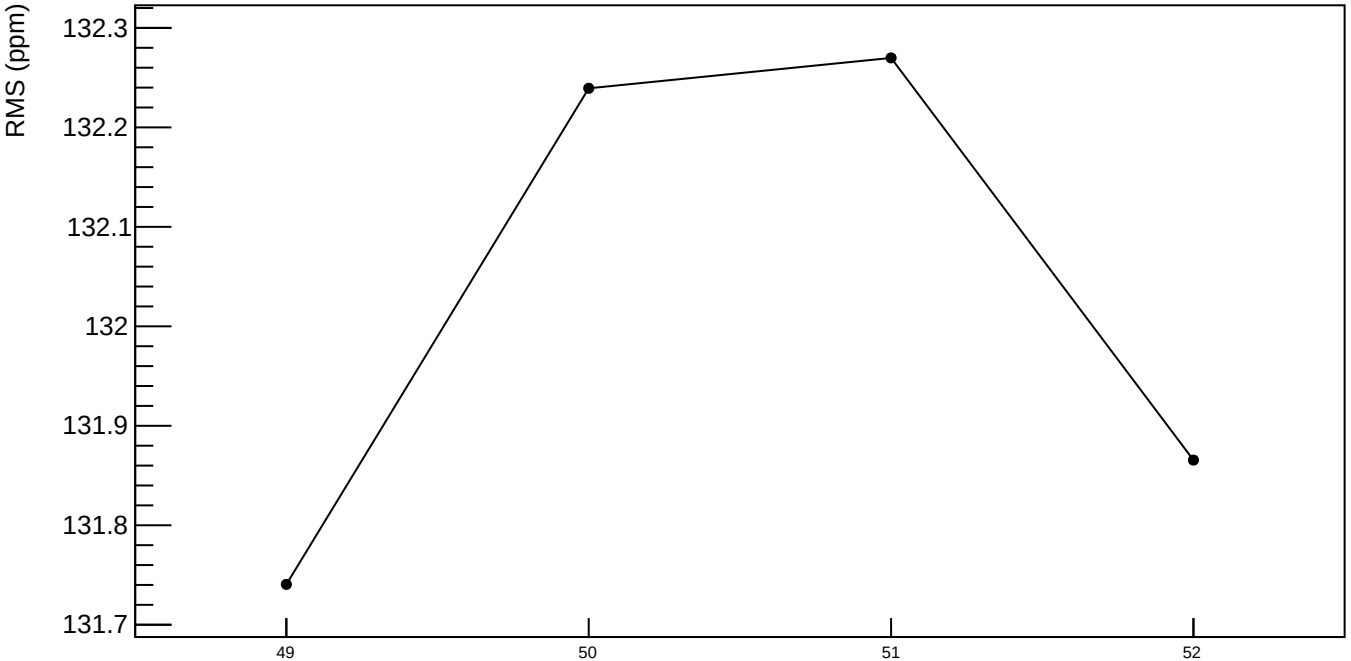

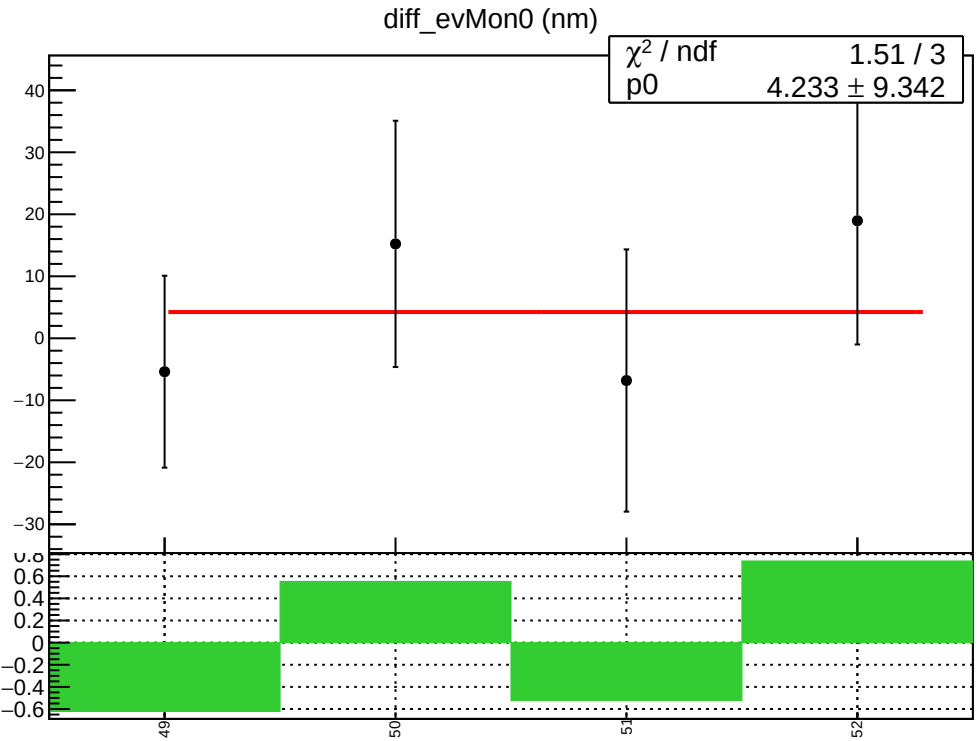
diff_evMon0 (nm)
χ² / ndf 1.51 / 3
p0 4.233 ± 9.342
40
30
20
10
0
−10
−20
−30
0.6
0.4
0.2
0
−0.2
−0.4
−0.6
49
50
51
52

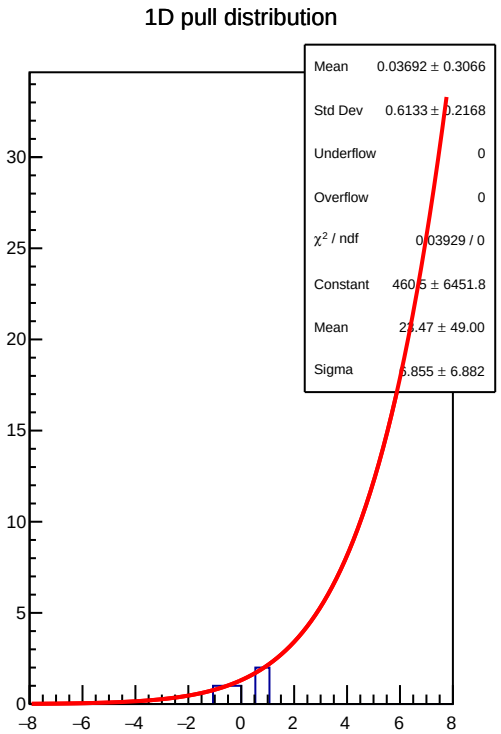
1D pull distribution
Mean 0.03692 ± 0.3066
Std Dev 0.6133 ± 0.2168
Underflow 0
Overflow 0
χ² / ndf 0.03929 / 0
Constant 460.5 ± 6451.8
Mean 23.47 ± 49.00
Sigma 5.855 ± 6.882
30
25
20
15
10
5
0
−8
−6
−4
−2
0
2
4
6
8

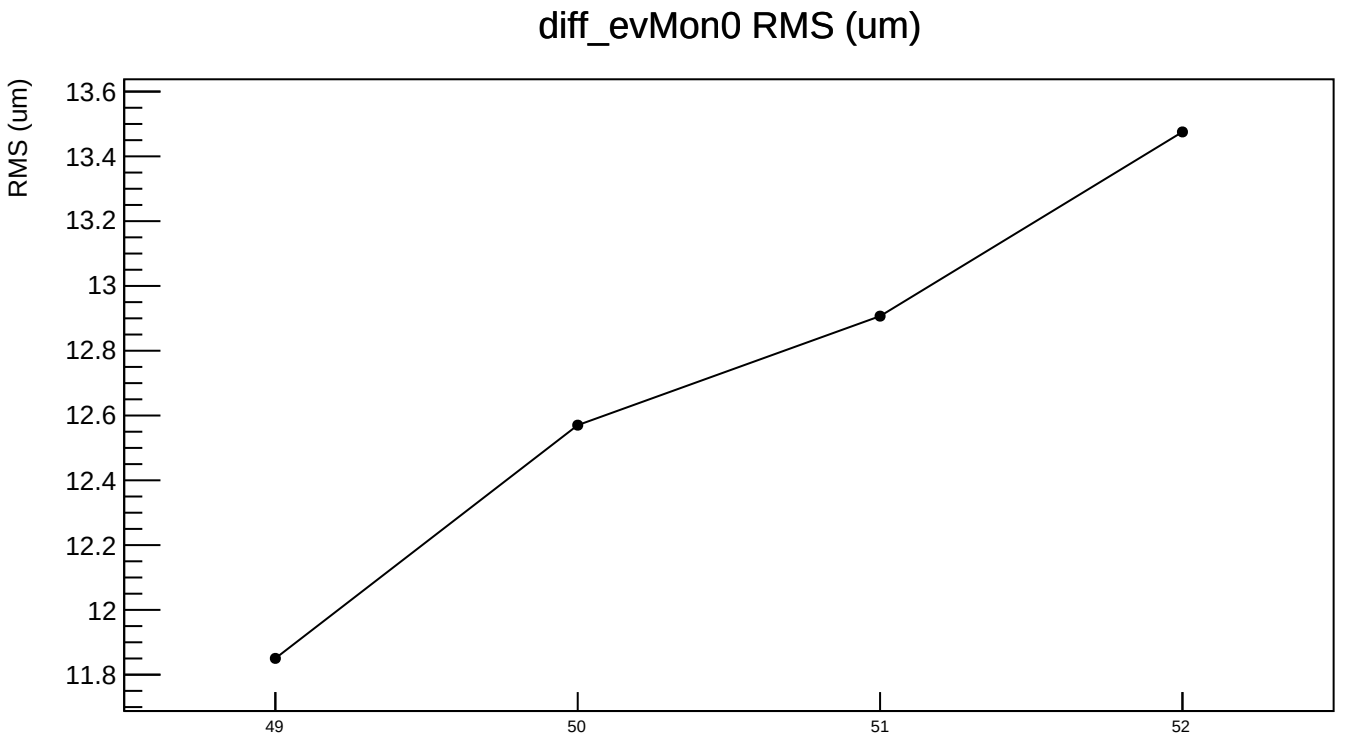
diff_evMon0 RMS (um)
RMS (um)
13.6
13.4
13.2
13
12.8
12.6
12.4
12.2
12
11.8
49
50
51
52

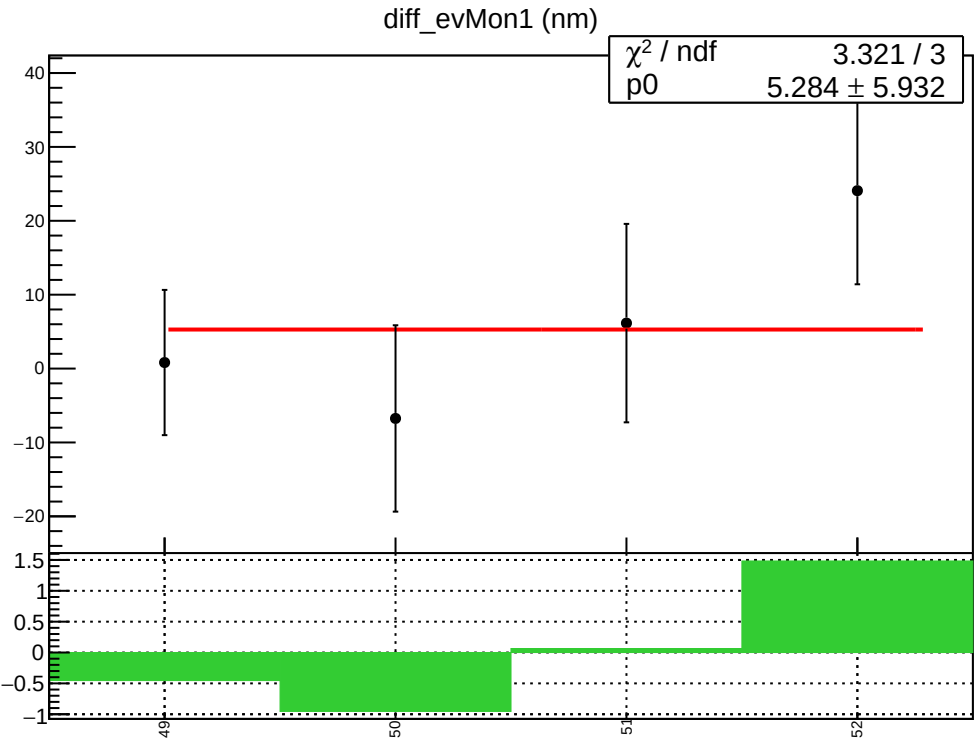
diff_evMon1 (nm)
χ² / ndf 3.321 / 3
p0 5.284 ± 5.932
40
30
20
10
0
−10
−20
1.5
1
0.5
0
−0.5
−1
49
50
51
52

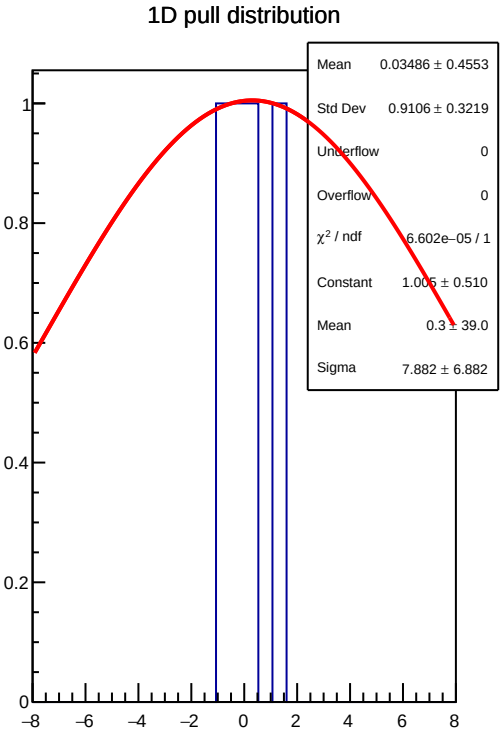
1D pull distribution
Mean 0.03486 ± 0.4553
Std Dev 0.9106 ± 0.3219
Underflow 0
Overflow 0
χ² / ndf 6.602e−05 / 1
Constant 1.005 ± 0.510
Mean 0.3 ± 39.0
Sigma 7.882 ± 6.882
1
0.8
0.6
0.4
0.2
0
−8
−6
−4
−2
0
2
4
6
8

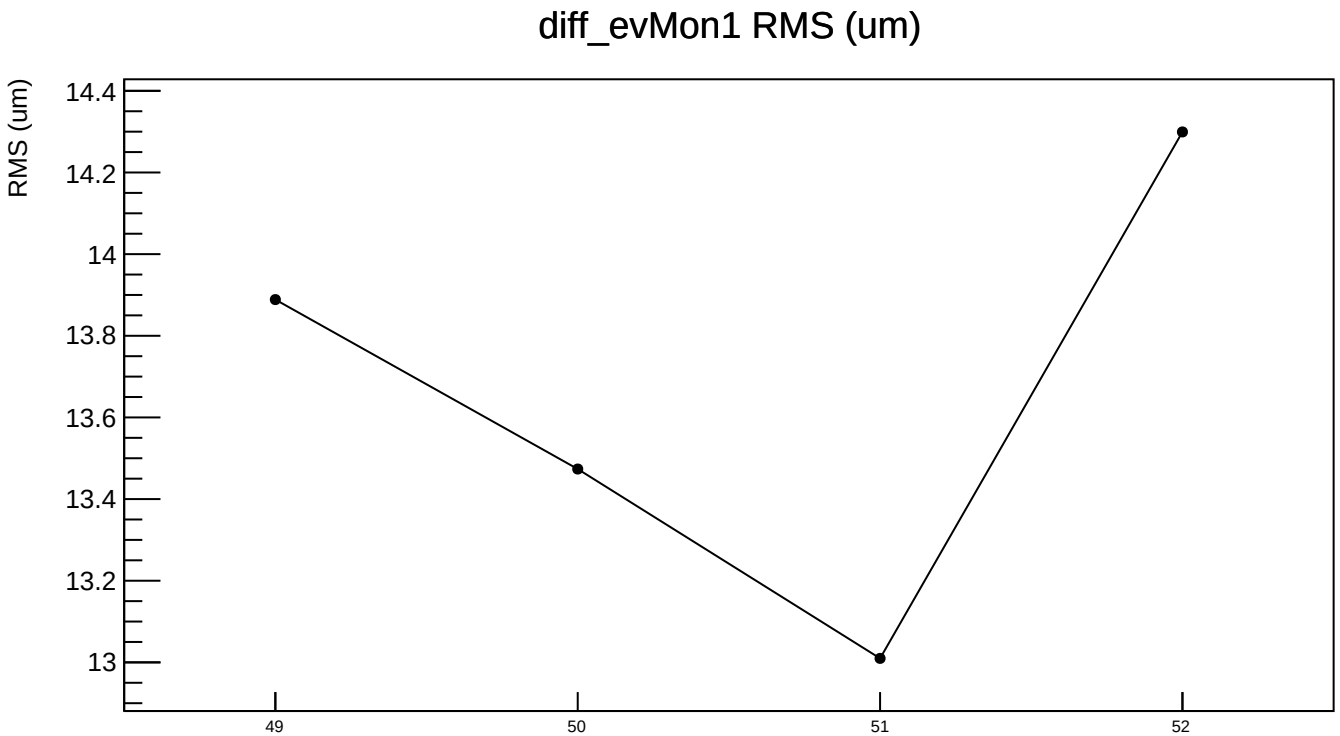
diff_evMon1 RMS (um)
RMS (um)
14.4
14.2
14
13.8
13.6
13.4
13.2
13
49
50
51
52

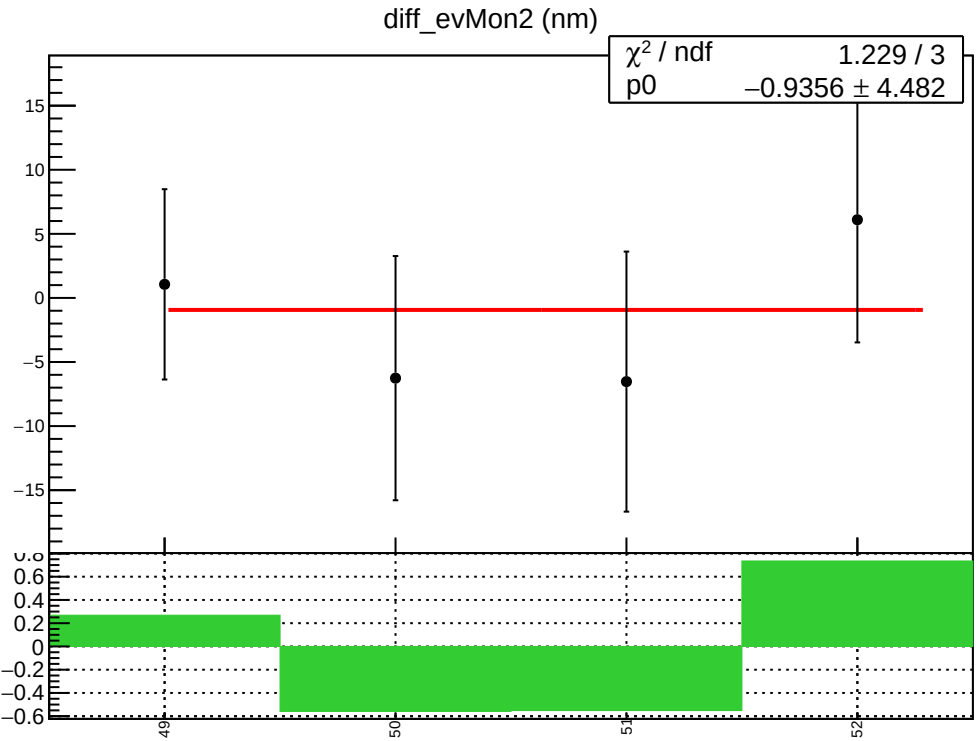
diff_evMon2 (nm)
χ² / ndf 1.229 / 3
p0 −0.9356 ± 4.482
15
10
5
0
−5
−10
−15
0.6
0.4
0.2
0
−0.2
−0.4
−0.6
49
50
51
52

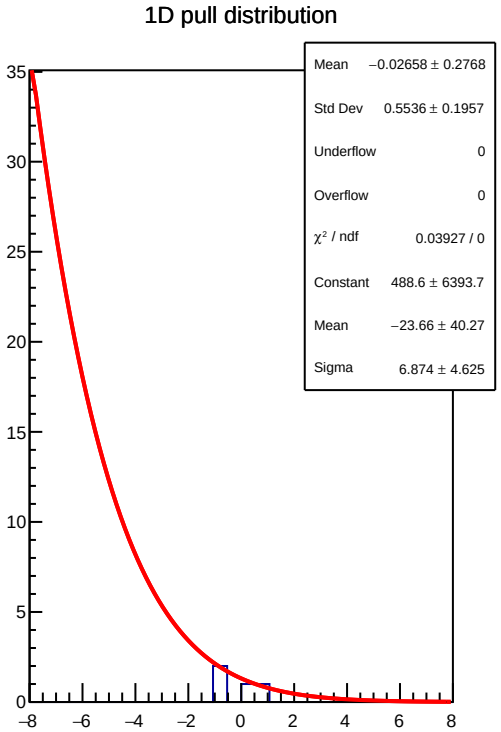
1D pull distribution
Mean −0.02658 ± 0.2768
Std Dev 0.5536 ± 0.1957
Underflow 0
Overflow 0
χ² / ndf 0.03927 / 0
Constant 488.6 ± 6393.7
Mean −23.66 ± 40.27
Sigma 6.874 ± 4.625
35
30
25
20
15
10
5
0
−8
−6
−4
−2
0
2
4
6
8

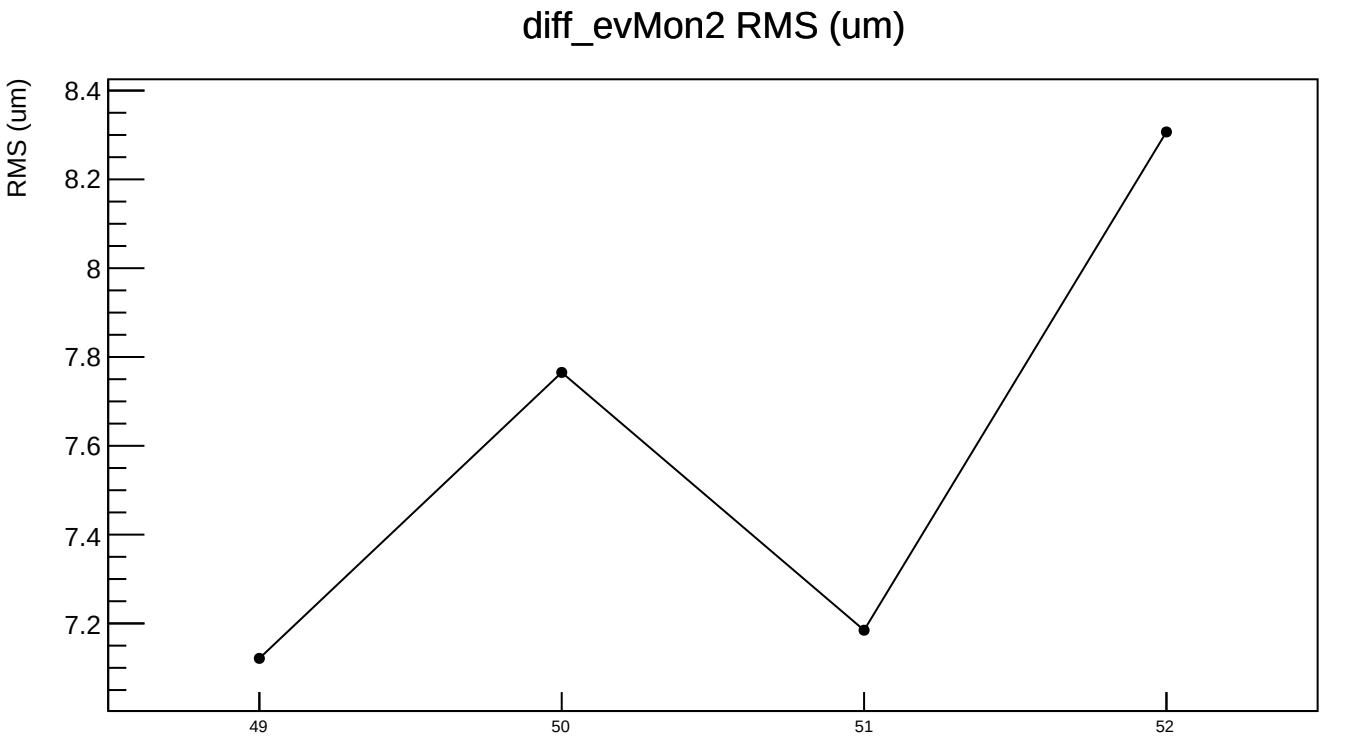
diff_evMon2 RMS (um)
RMS (um)
8.4
8.2
8
7.8
7.6
7.4
7.2
49
50
51
52

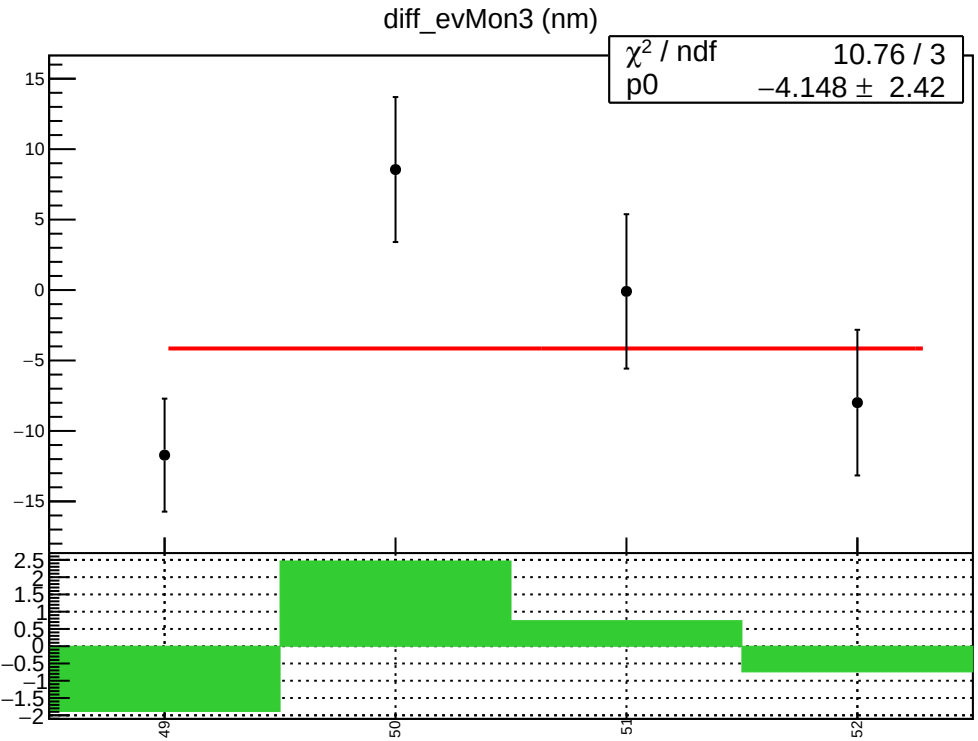
diff_evMon3 (nm)
χ² / ndf 10.76 / 3
p0 −4.148 ± 2.42
15
10
5
0
−5
−10
−15
2.5
2
1.5
1
0.5
0
−0.5
−1
−1.5
−2
49
50
51
52

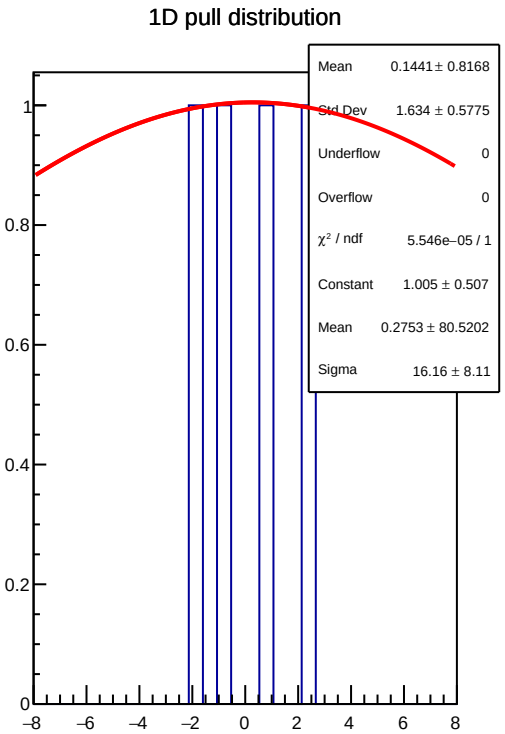
1D pull distribution
Mean 0.1441 ± 0.8168
Std Dev 1.634 ± 0.5775
Underflow 0
Overflow 0
χ² / ndf 5.546e−05 / 1
Constant 1.005 ± 0.507
Mean 0.2753 ± 80.5202
Sigma 16.16 ± 8.11
1
0.8
0.6
0.4
0.2
0
−8
−6
−4
−2
0
2
4
6
8

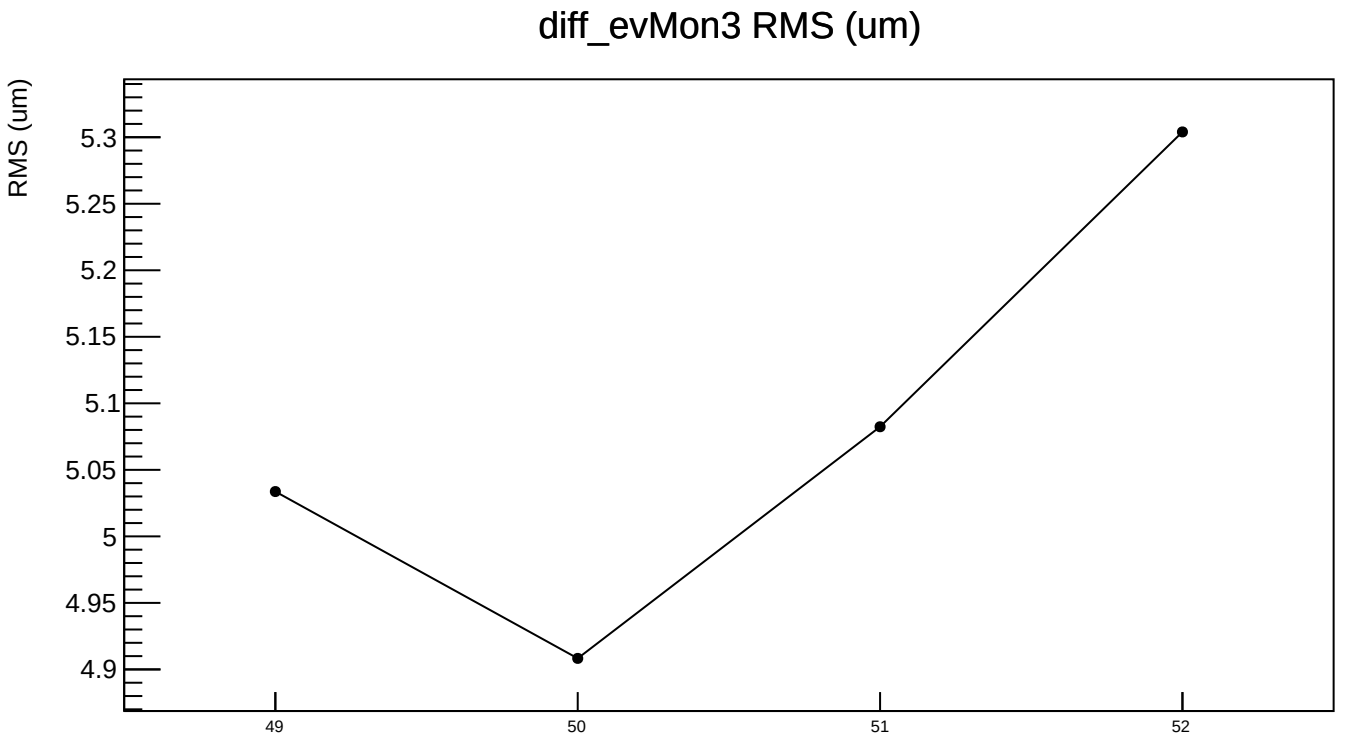
diff_evMon3 RMS (um)
RMS (um)
5.3
5.25
5.2
5.15
5.1
5.05
5
4.95
4.9
49
50
51
52

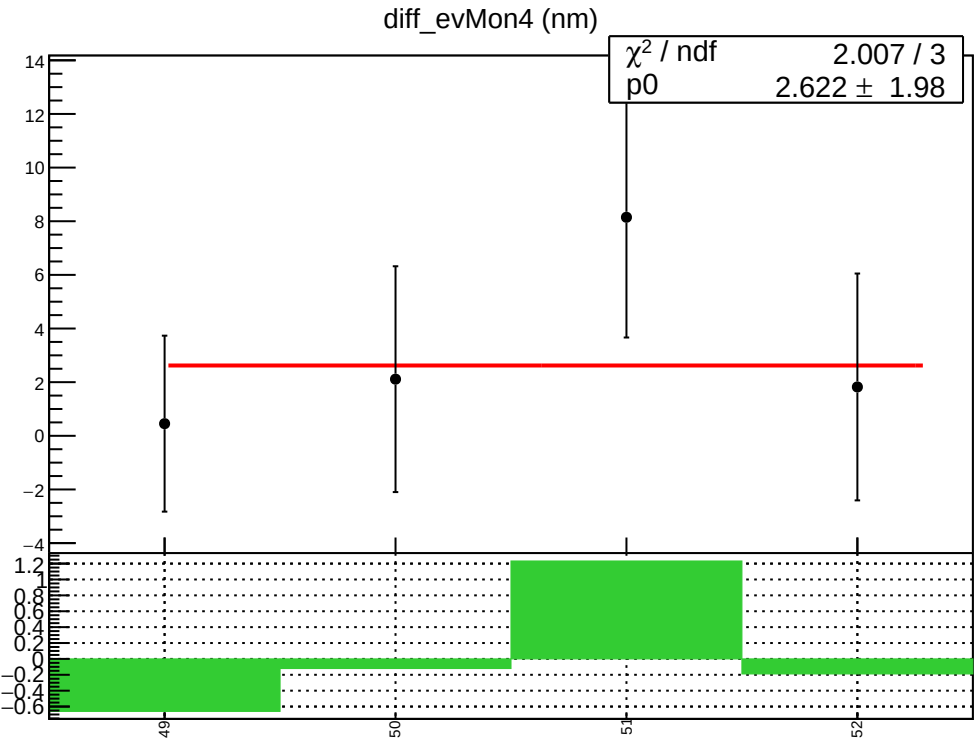
diff_evMon4 (nm)
χ² / ndf 2.007 / 3
p0 2.622 ± 1.98
14
12
10
8
6
4
2
0
−2
−4
1.2
1
0.8
0.6
0.4
0.2
0
−0.2
−0.4
−0.6
49
50
51
52

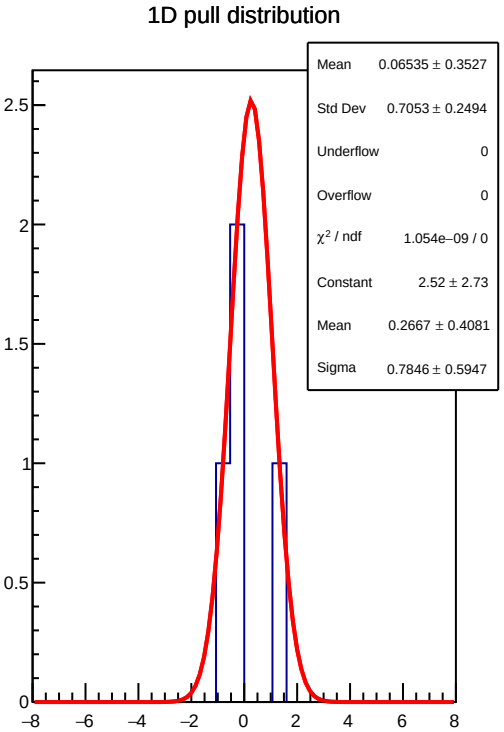
1D pull distribution
Mean 0.06535 ± 0.3527
Std Dev 0.7053 ± 0.2494
Underflow 0
Overflow 0
χ² / ndf 1.054e−09 / 0
Constant 2.52 ± 2.73
Mean 0.2667 ± 0.4081
Sigma 0.7846 ± 0.5947
2.5
2
1.5
1
0.5
0
−8
−6
−4
−2
0
2
4
6
8

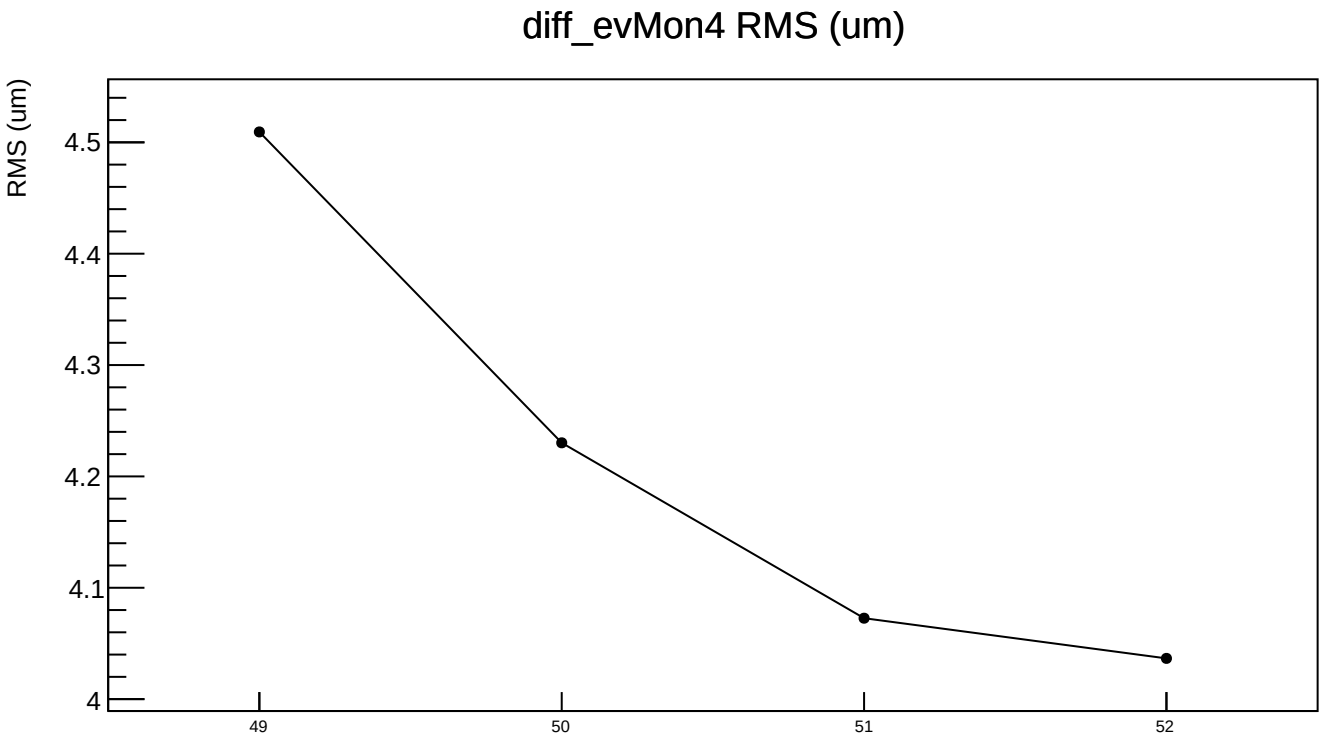
diff_evMon4 RMS (um)
RMS (um)
4.5
4.4
4.3
4.2
4.1
4
49
50
51
52

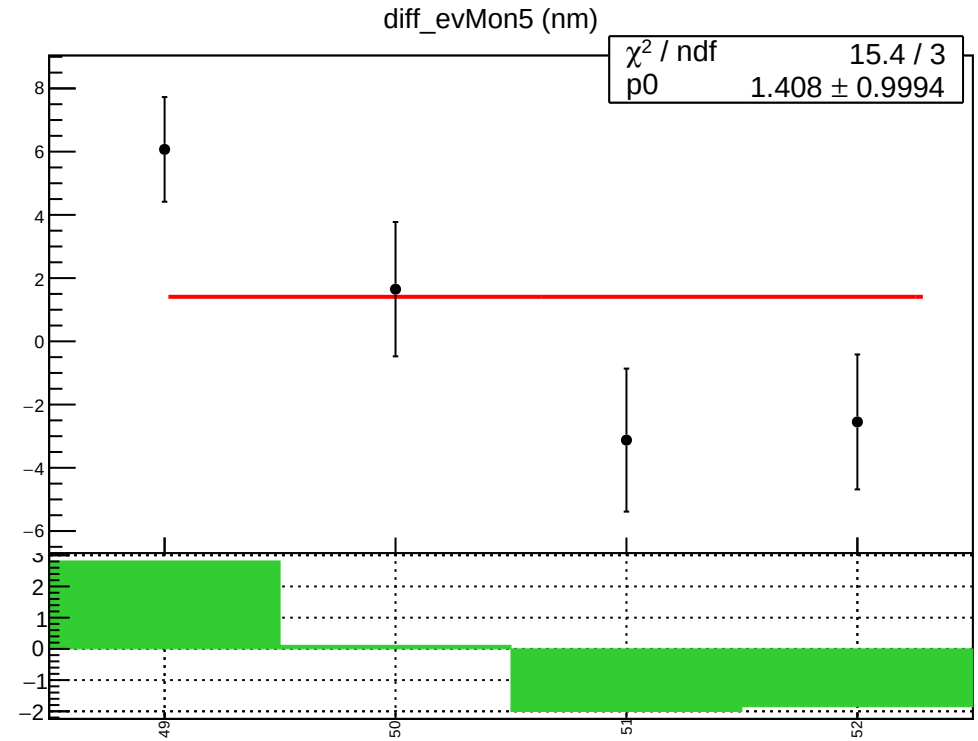
diff_evMon5 (nm)
χ² / ndf 15.4 / 3
p0 1.408 ± 0.9994
8
6
4
2
0
−2
−4
−6
3
2
1
0
−1
−2
49
50
51
52

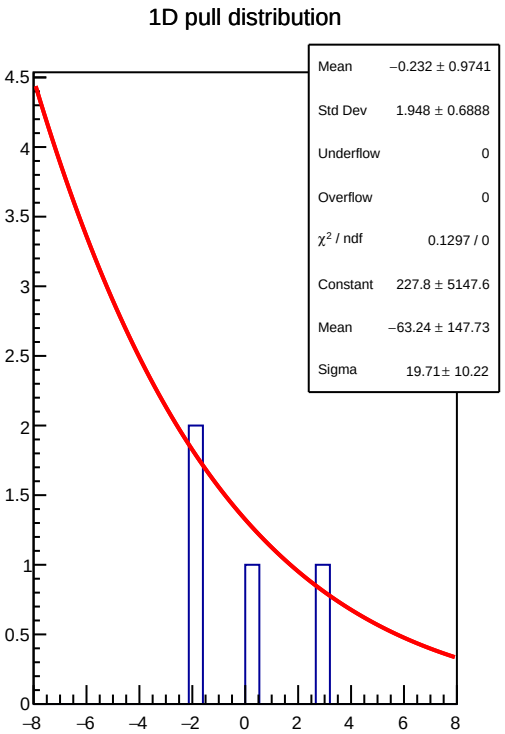
1D pull distribution
Mean −0.232 ± 0.9741
Std Dev 1.948 ± 0.6888
Underflow 0
Overflow 0
χ² / ndf 0.1297 / 0
Constant 227.8 ± 5147.6
Mean −63.24 ± 147.73
Sigma 19.71± 10.22
4.5
4
3.5
3
2.5
2
1.5
1
0.5
0
−8
−6
−4
−2
0
2
4
6
8

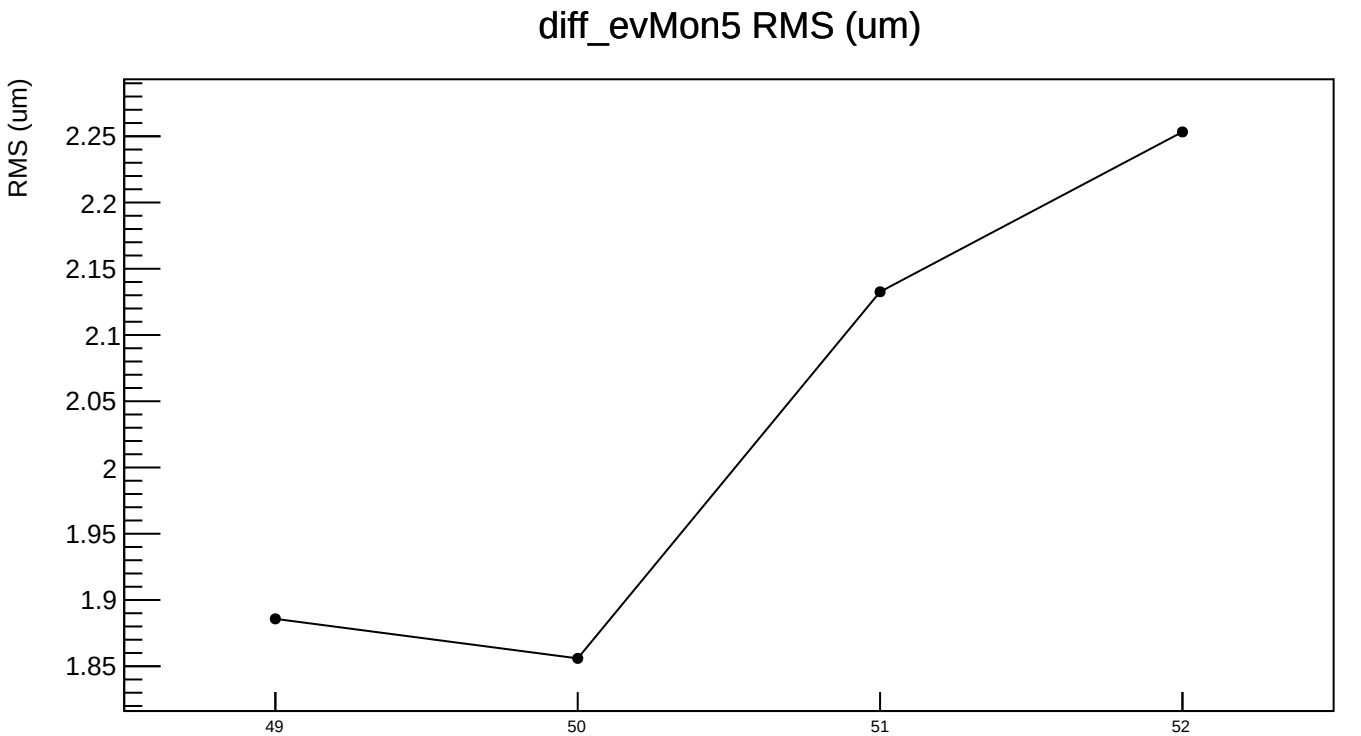
diff_evMon5 RMS (um)
RMS (um)
2.25
2.2
2.15
2.1
2.05
2
1.95
1.9
1.85
49
50
51
52

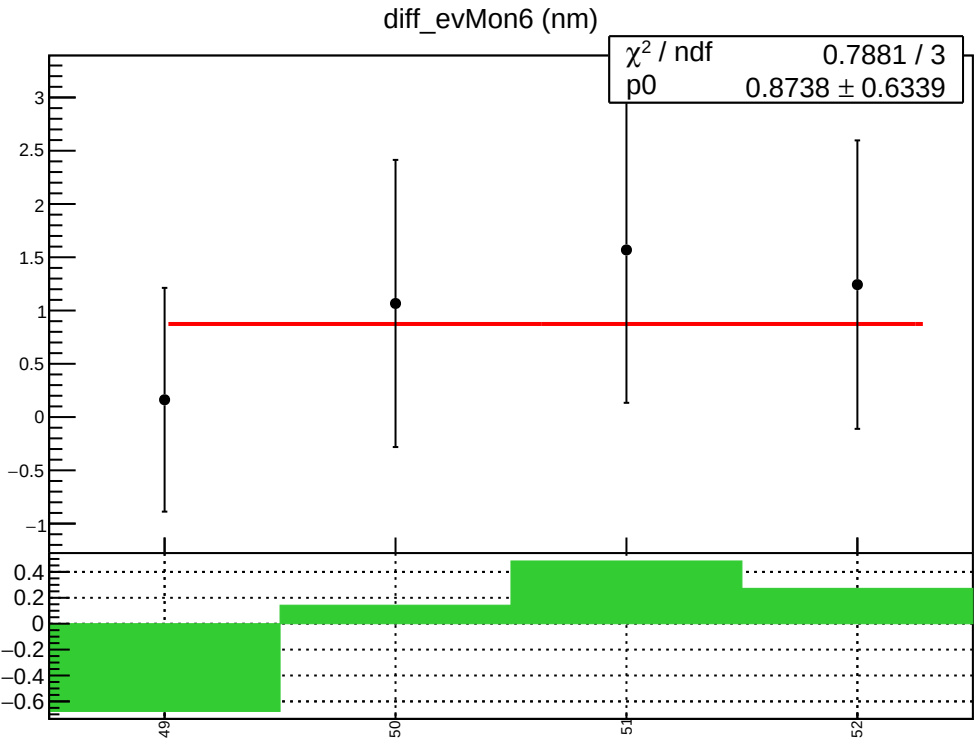
diff_evMon6 (nm)
χ² / ndf 0.7881 / 3
p0 0.8738 ± 0.6339
3
2.5
2
1.5
1
0.5
0
−0.5
−1
0.4
0.2
0
−0.2
−0.4
−0.6
49
50
51
52

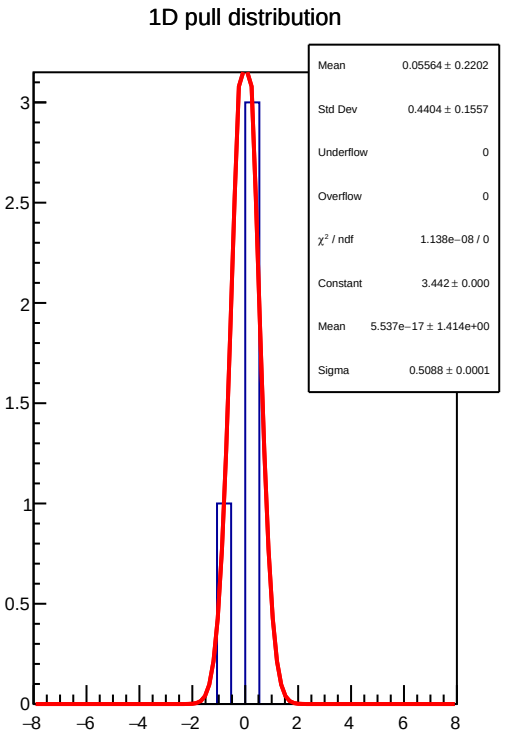
1D pull distribution
Mean 0.05564 ± 0.2202
Std Dev 0.4404 ± 0.1557
Underflow 0
Overflow 0
χ² / ndf 1.138e−08 / 0
Constant 3.442 ± 0.000
Mean 5.537e−17 ± 1.414e+00
Sigma 0.5088 ± 0.0001
3
2.5
2
1.5
1
0.5
0
−8
−6
−4
−2
0
2
4
6
8

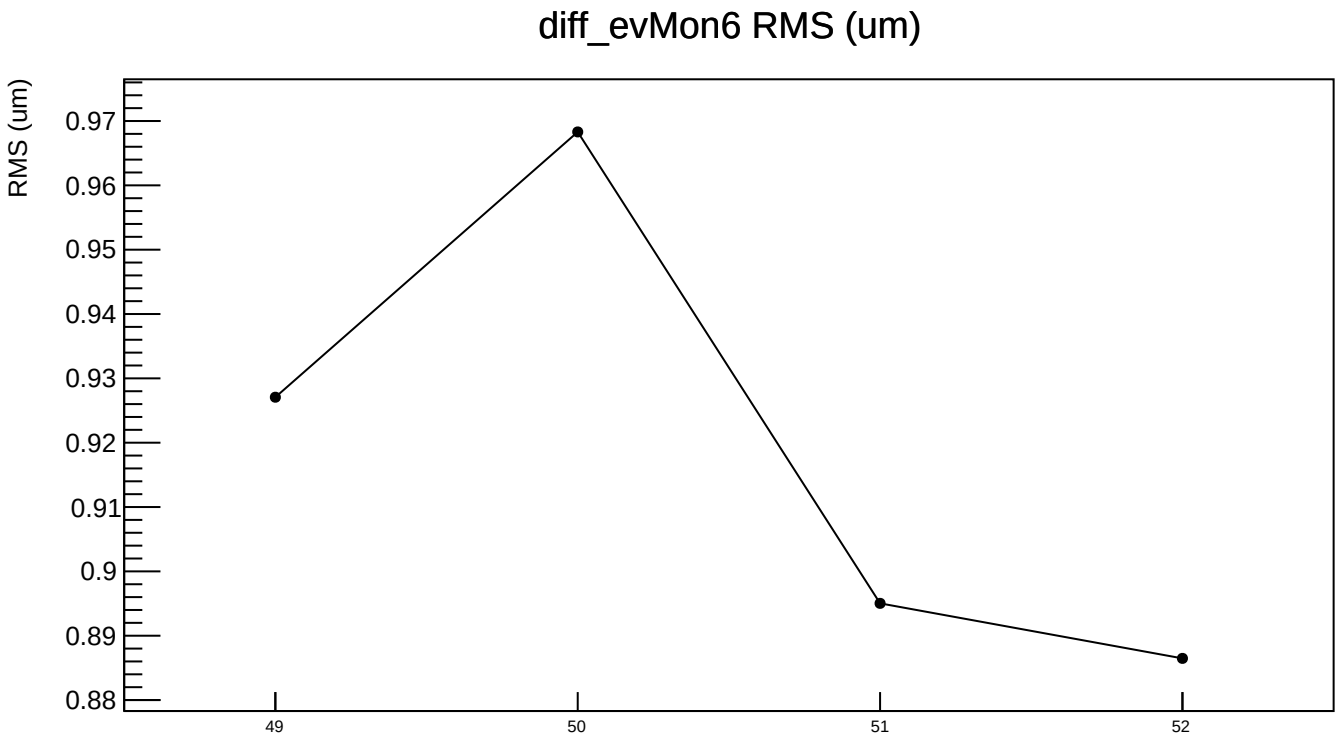
diff_evMon6 RMS (um)
RMS (um)
0.97
0.96
0.95
0.94
0.93
0.92
0.91
0.9
0.89
0.88
49
50
51
52

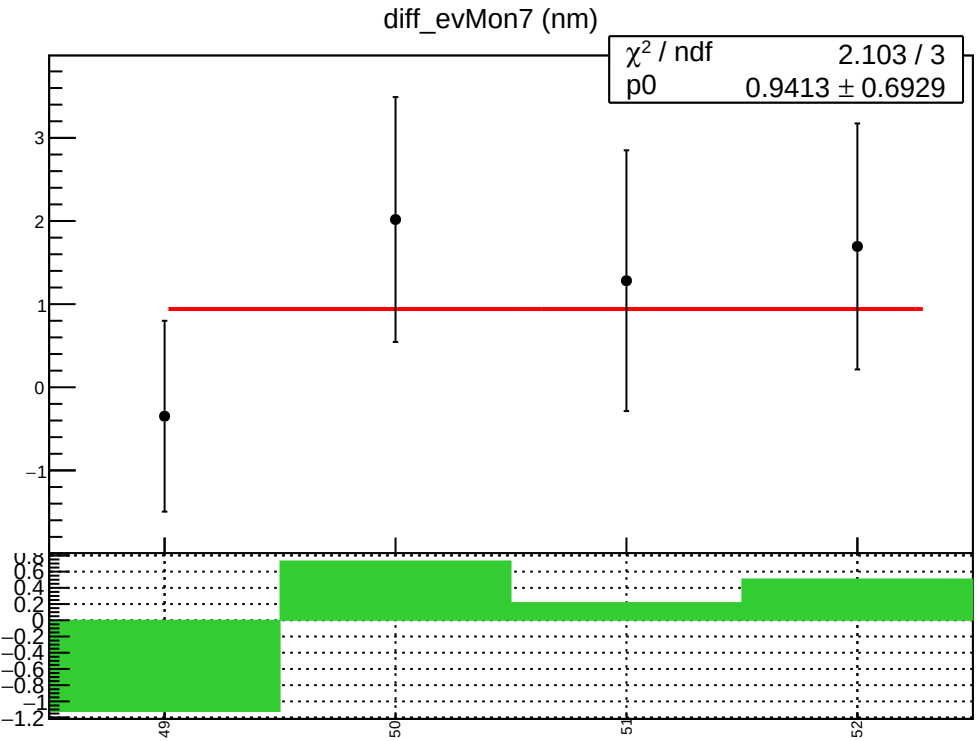
diff_evMon7 (nm)
χ² / ndf 2.103 / 3
p0 0.9413 ± 0.6929
3
2
1
0
−1
0.8
0.6
0.4
0.2
0
−0.2
−0.4
−0.6
−0.8
−1
−1.2
49
50
51
52

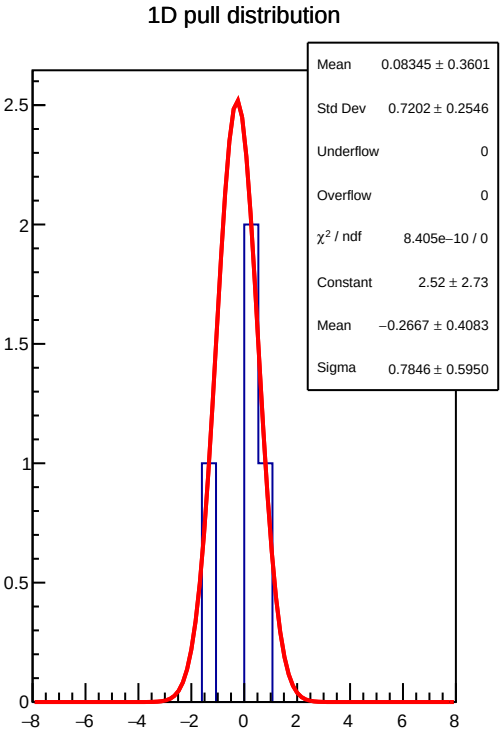
1D pull distribution
Mean 0.08345 ± 0.3601
Std Dev 0.7202 ± 0.2546
Underflow 0
Overflow 0
χ² / ndf 8.405e−10 / 0
Constant 2.52 ± 2.73
Mean −0.2667 ± 0.4083
Sigma 0.7846 ± 0.5950
2.5
2
1.5
1
0.5
0
−8
−6
−4
−2
0
2
4
6
8

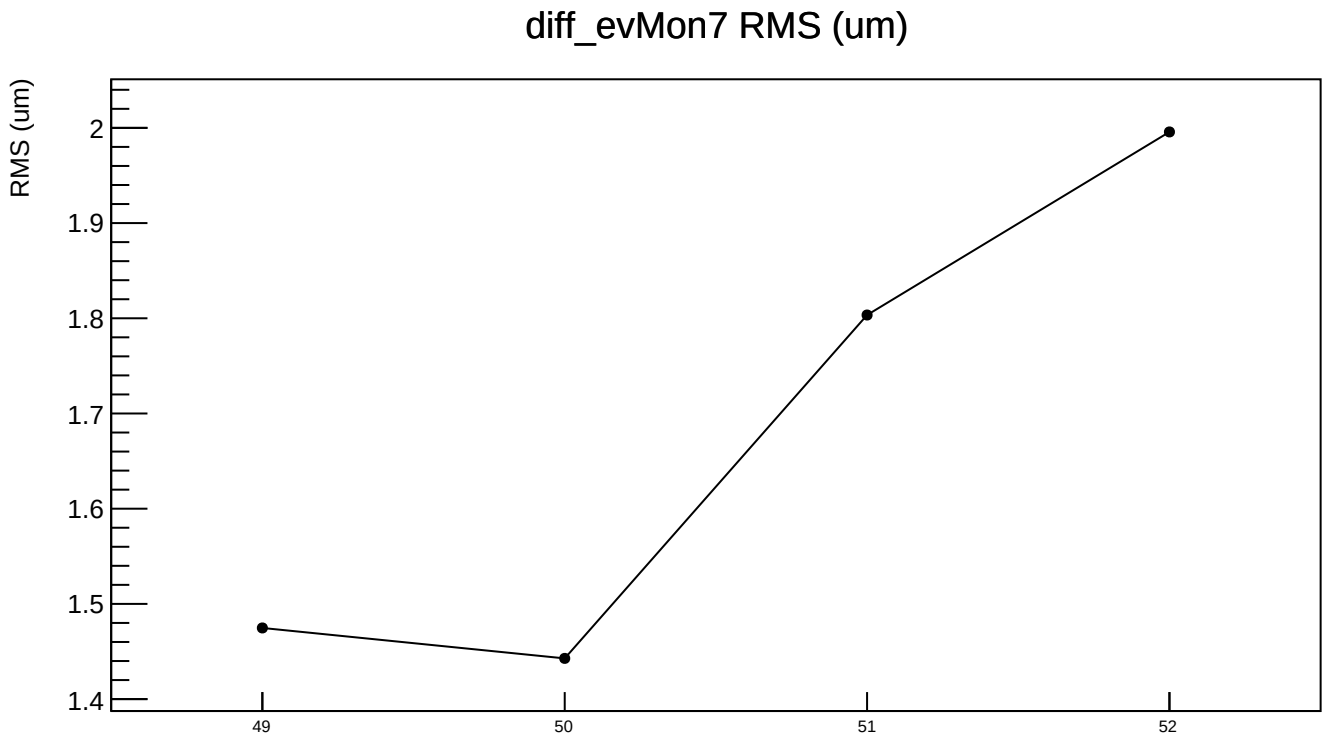
diff_evMon7 RMS (um)
RMS (um)
2
1.9
1.8
1.7
1.6
1.5
1.4
49
50
51
52

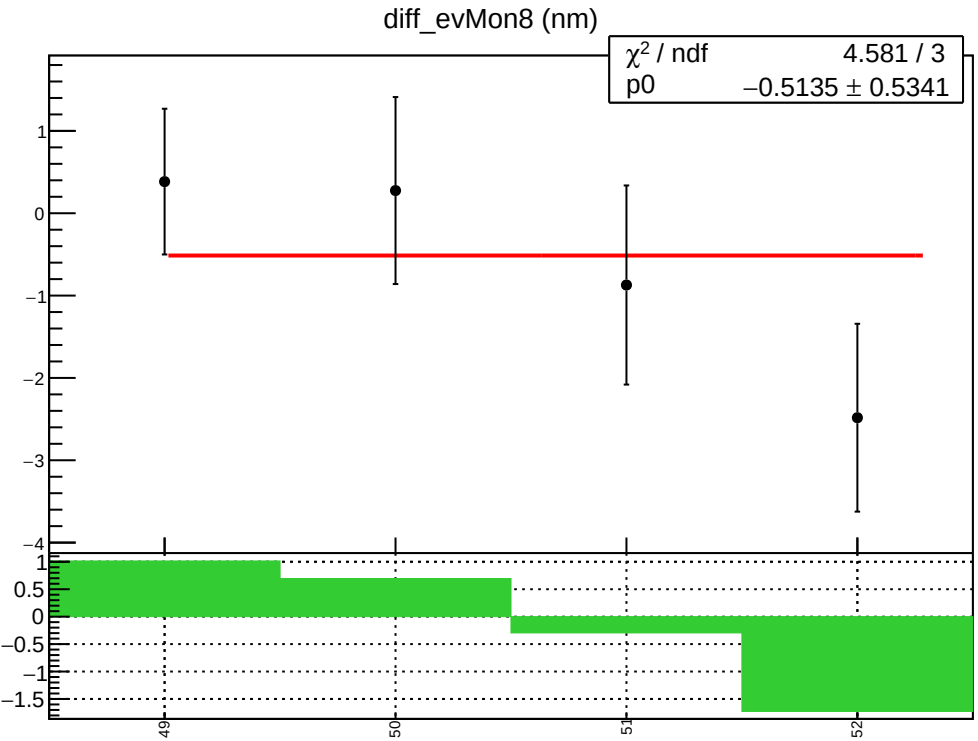
diff_evMon8 (nm)
χ^2 / ndf 4.581 / 3
p0 −0.5135 ± 0.5341
1
0
−1
−2
−3
−4
1
0.5
0
−0.5
−1
−1.5
49
50
51
52

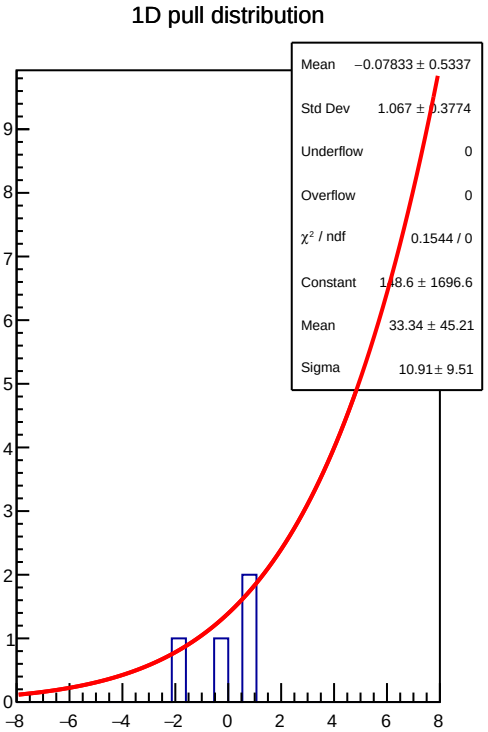
1D pull distribution
Mean −0.07833 ± 0.5337
Std Dev 1.067 ± 0.3774
Underflow 0
Overflow 0
χ^2 / ndf 0.1544 / 0
Constant 1[illegible]8.6 ± 1696.6
Mean 33.34 ± 45.21
Sigma 10.91± 9.51
9
8
7
6
5
4
3
2
1
0
−8
−6
−4
−2
0
2
4
6
8

diff_evMon8 RMS (um)

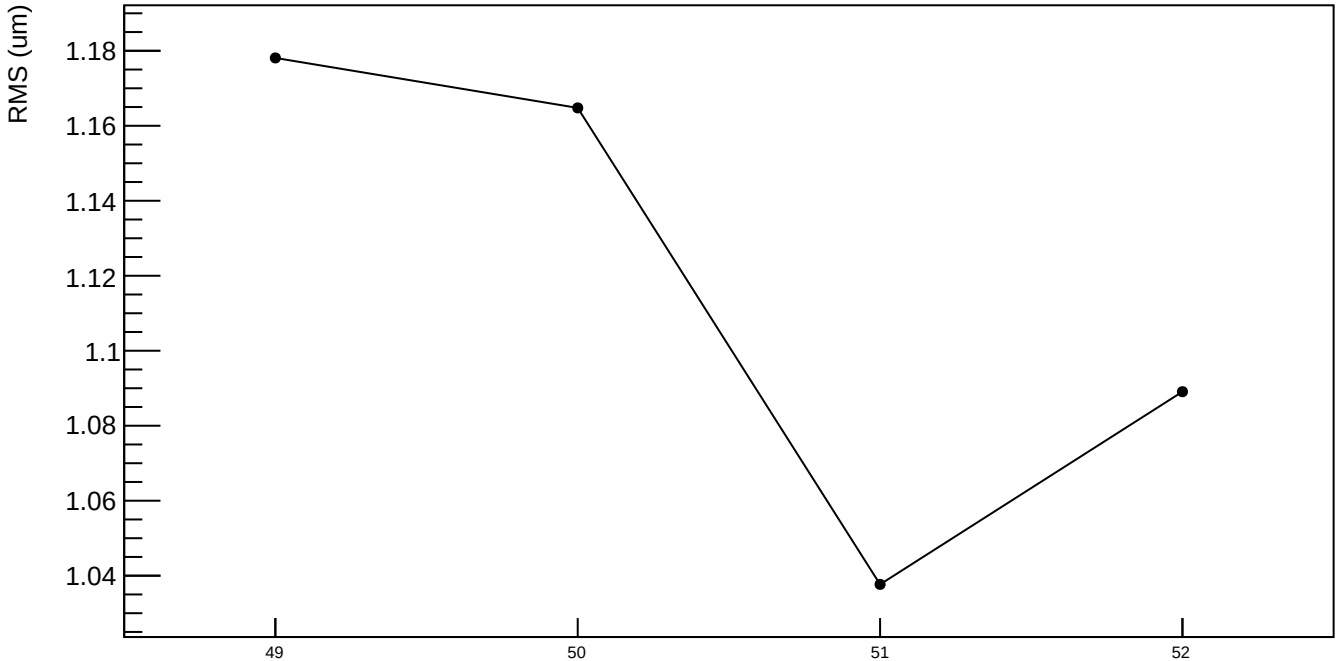

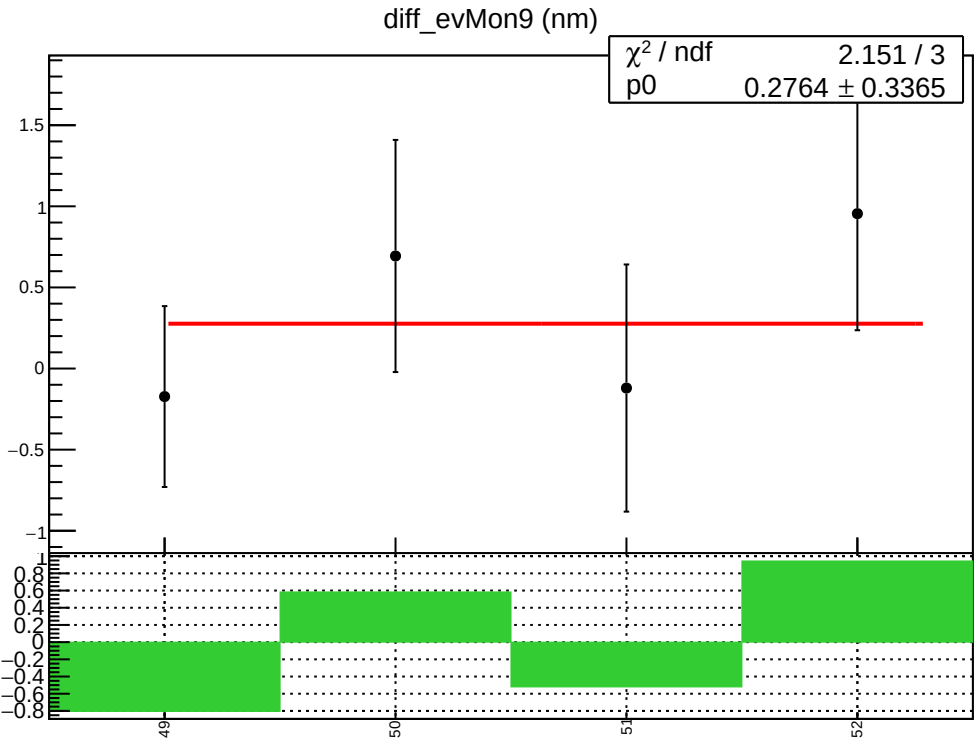
diff_evMon9 (nm)
χ² / ndf 2.151 / 3
p0 0.2764 ± 0.3365
1.5
1
0.5
0
−0.5
−1
0.8
0.6
0.4
0.2
0
−0.2
−0.4
−0.6
−0.8
49
50
51
52

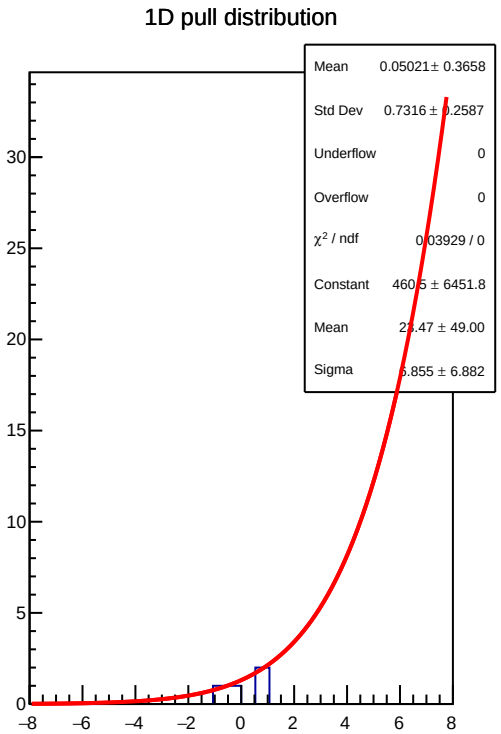
1D pull distribution
Mean 0.05021 ± 0.3658
Std Dev 0.7316 ± 0.2587
Underflow 0
Overflow 0
χ² / ndf 0.03929 / 0
Constant 460.5 ± 6451.8
Mean 23.47 ± 49.00
Sigma 5.855 ± 6.882
30
25
20
15
10
5
0
−8
−6
−4
−2
0
2
4
6
8

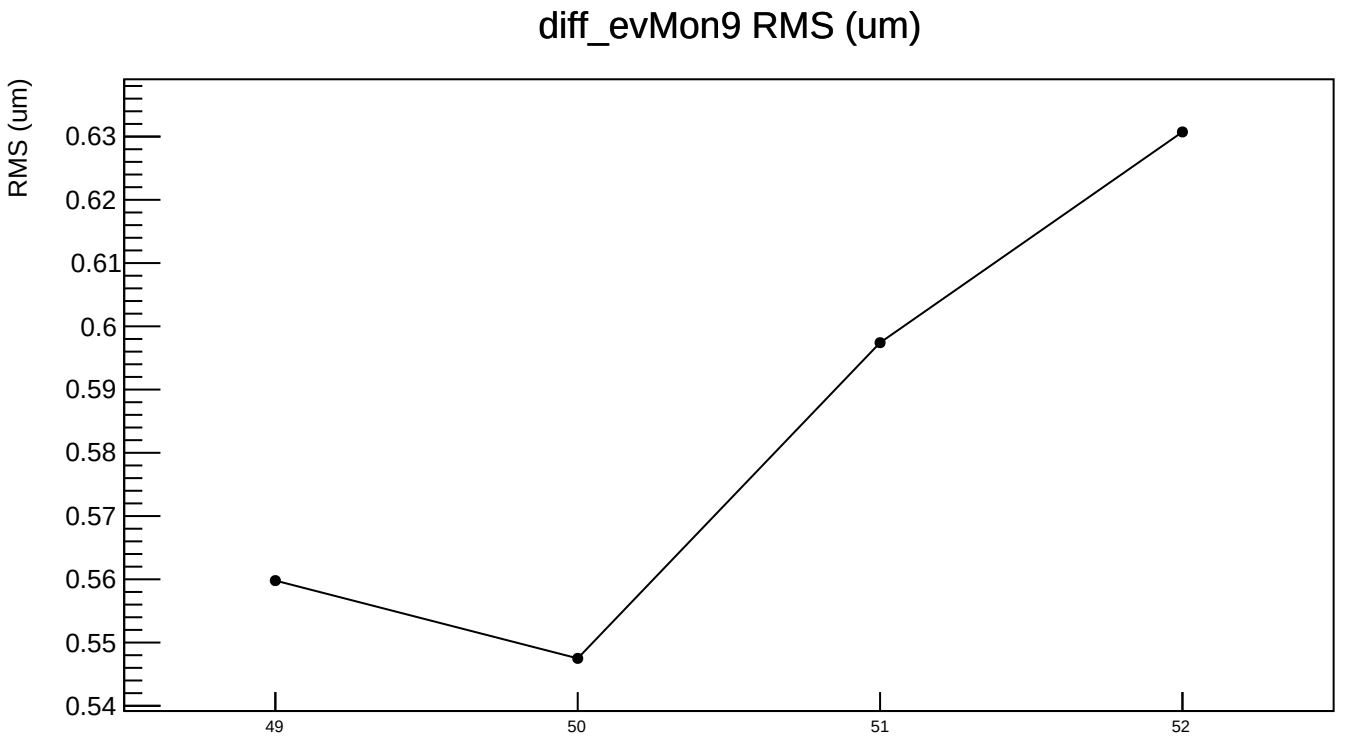
diff_evMon9 RMS (um)
RMS (um)
0.63
0.62
0.61
0.6
0.59
0.58
0.57
0.56
0.55
0.54
49
50
51
52

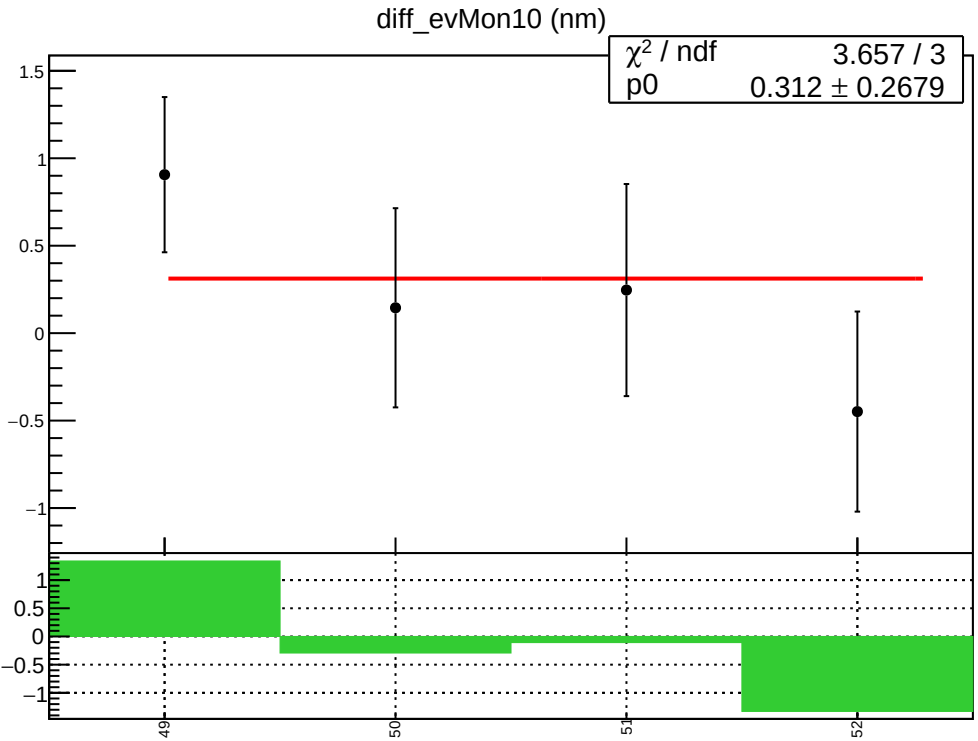
diff_evMon10 (nm)
χ² / ndf 3.657 / 3
p0 0.312 ± 0.2679
1.5
1
0.5
0
−0.5
−1
1
0.5
0
−0.5
−1
49
50
51
52

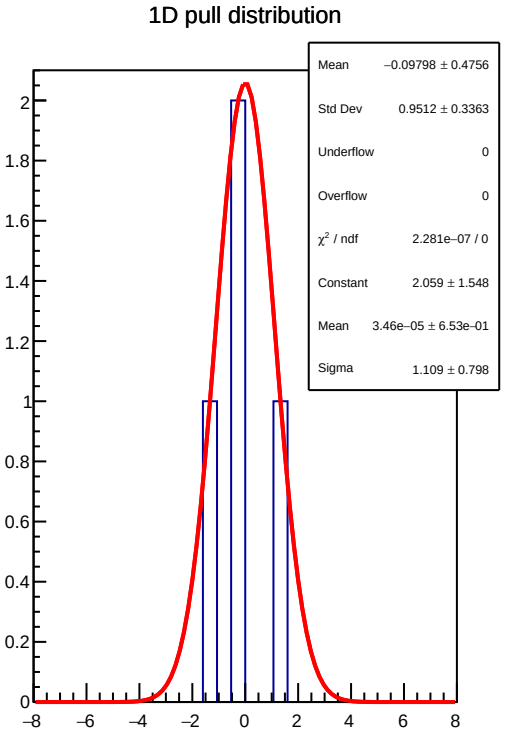
1D pull distribution
Mean −0.09798 ± 0.4756
Std Dev 0.9512 ± 0.3363
Underflow 0
Overflow 0
χ² / ndf 2.281e−07 / 0
Constant 2.059 ± 1.548
Mean 3.46e−05 ± 6.53e−01
Sigma 1.109 ± 0.798
2
1.8
1.6
1.4
1.2
1
0.8
0.6
0.4
0.2
0
−8
−6
−4
−2
0
2
4
6
8

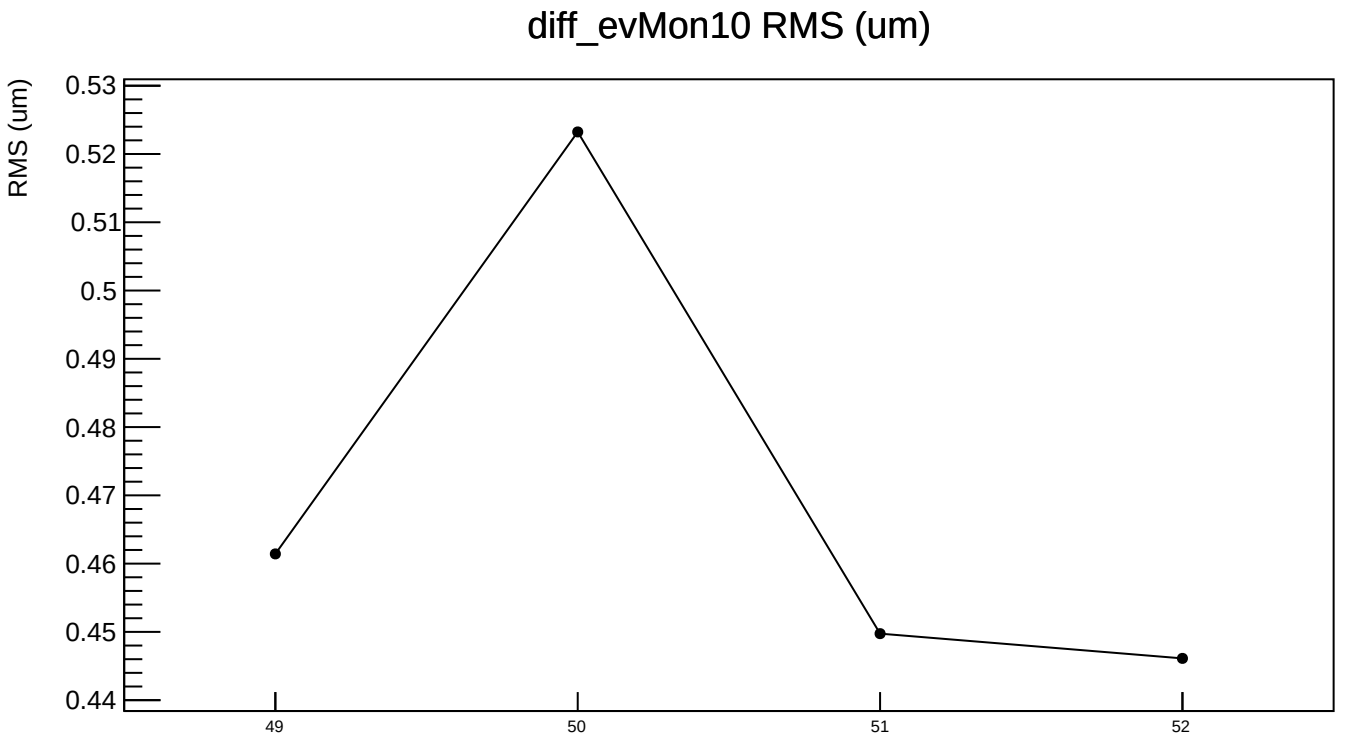
diff_evMon10 RMS (um)
RMS (um)
0.53
0.52
0.51
0.5
0.49
0.48
0.47
0.46
0.45
0.44
49
50
51
52

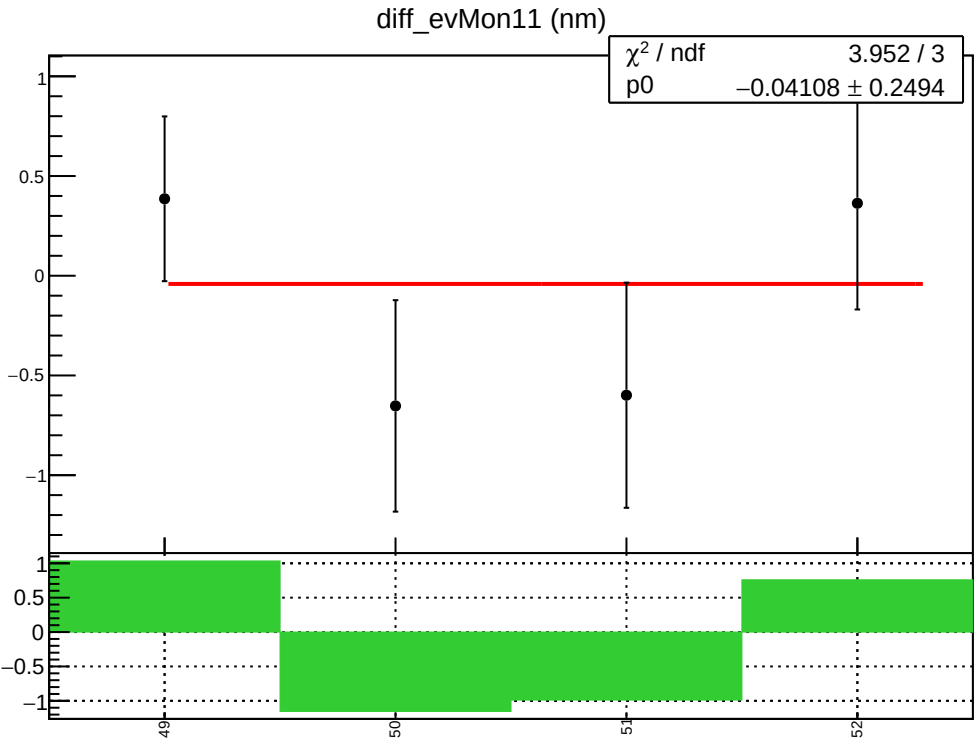
diff_evMon11 (nm)
χ^2 / ndf 3.952 / 3
p0 −0.04108 ± 0.2494
1
0.5
0
−0.5
−1
49
50
51
52

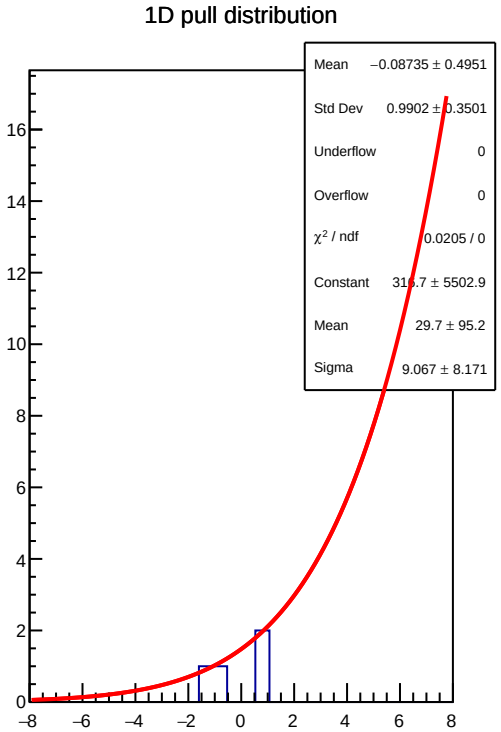
1D pull distribution
Mean −0.08735 ± 0.4951
Std Dev 0.9902 ± 0.3501
Underflow 0
Overflow 0
χ^2 / ndf 0.0205 / 0
Constant 31[illegible].7 ± 5502.9
Mean 29.7 ± 95.2
Sigma 9.067 ± 8.171
16
14
12
10
8
6
4
2
0
−8
−6
−4
−2
0
2
4
6
8

diff_evMon11 RMS (um)

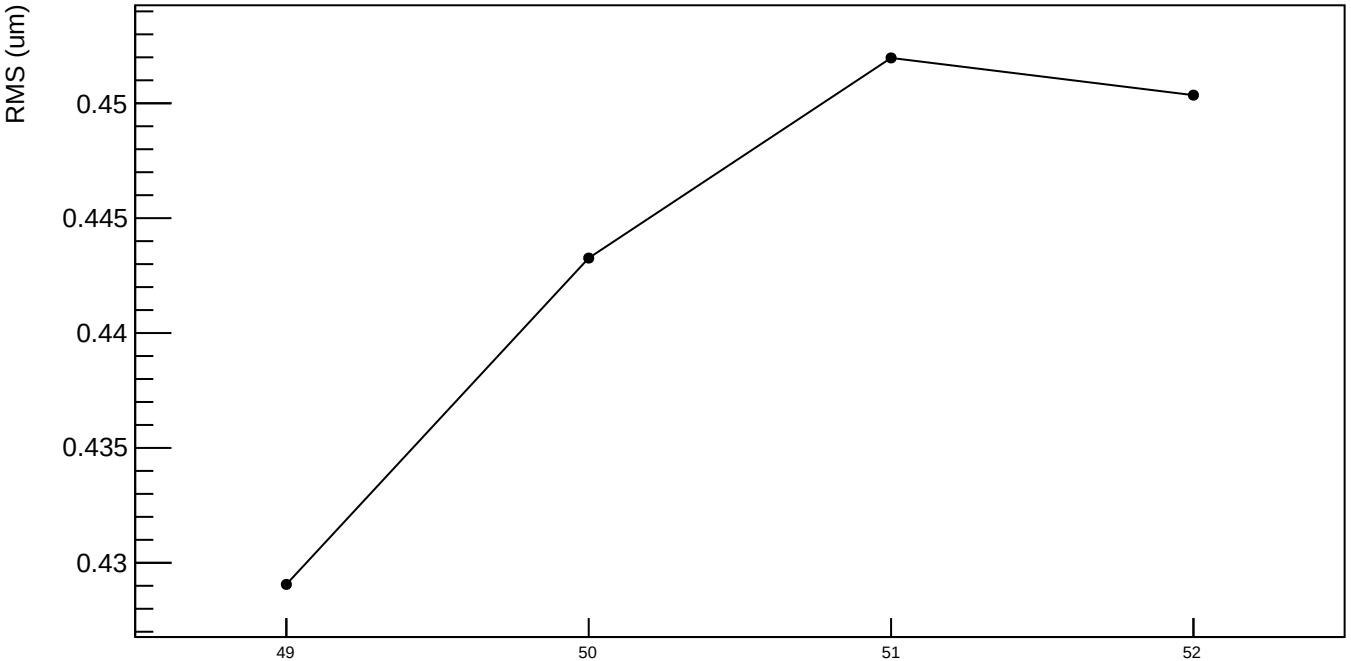

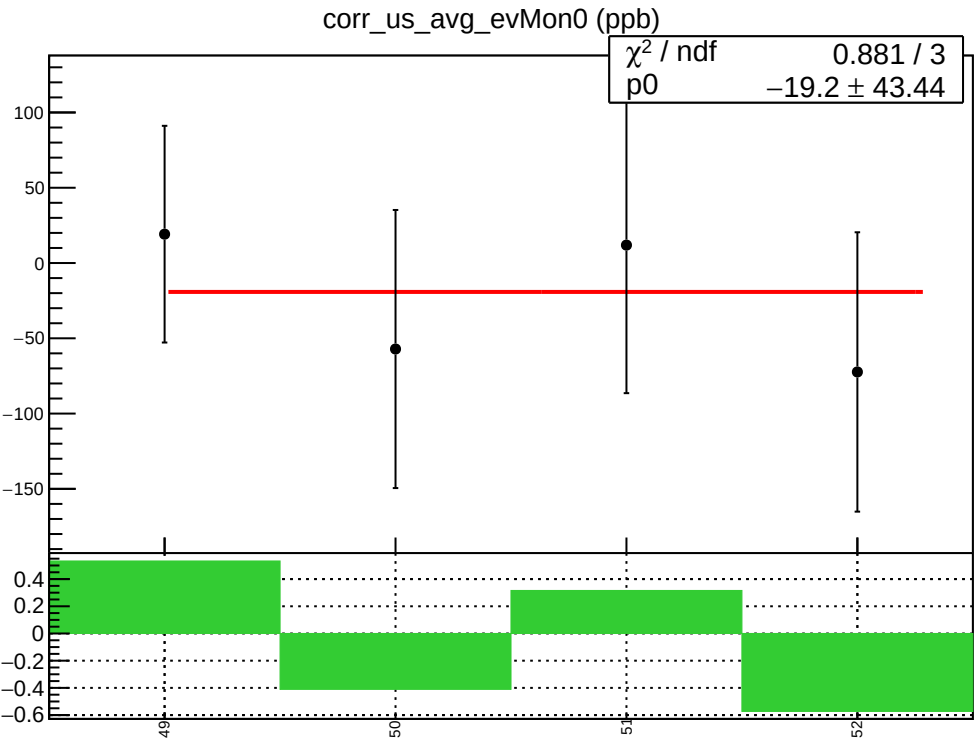
corr_us_avg_evMon0 (ppb)
χ² / ndf 0.881 / 3
p0 −19.2 ± 43.44
100
50
0
−50
−100
−150
0.4
0.2
0
−0.2
−0.4
−0.6
49
50
51
52

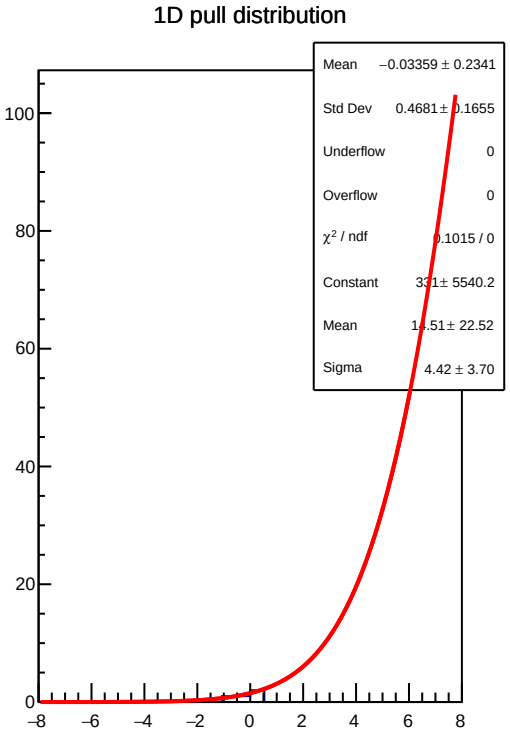
1D pull distribution
Mean −0.03359 ± 0.2341
Std Dev 0.4681 ± 0.1655
Underflow 0
Overflow 0
χ² / ndf 0.1015 / 0
Constant 331 ± 5540.2
Mean 1.51 ± 22.52
Sigma 4.42 ± 3.70
100
80
60
40
20
0
−8
−6
−4
−2
0
2
4
6
8

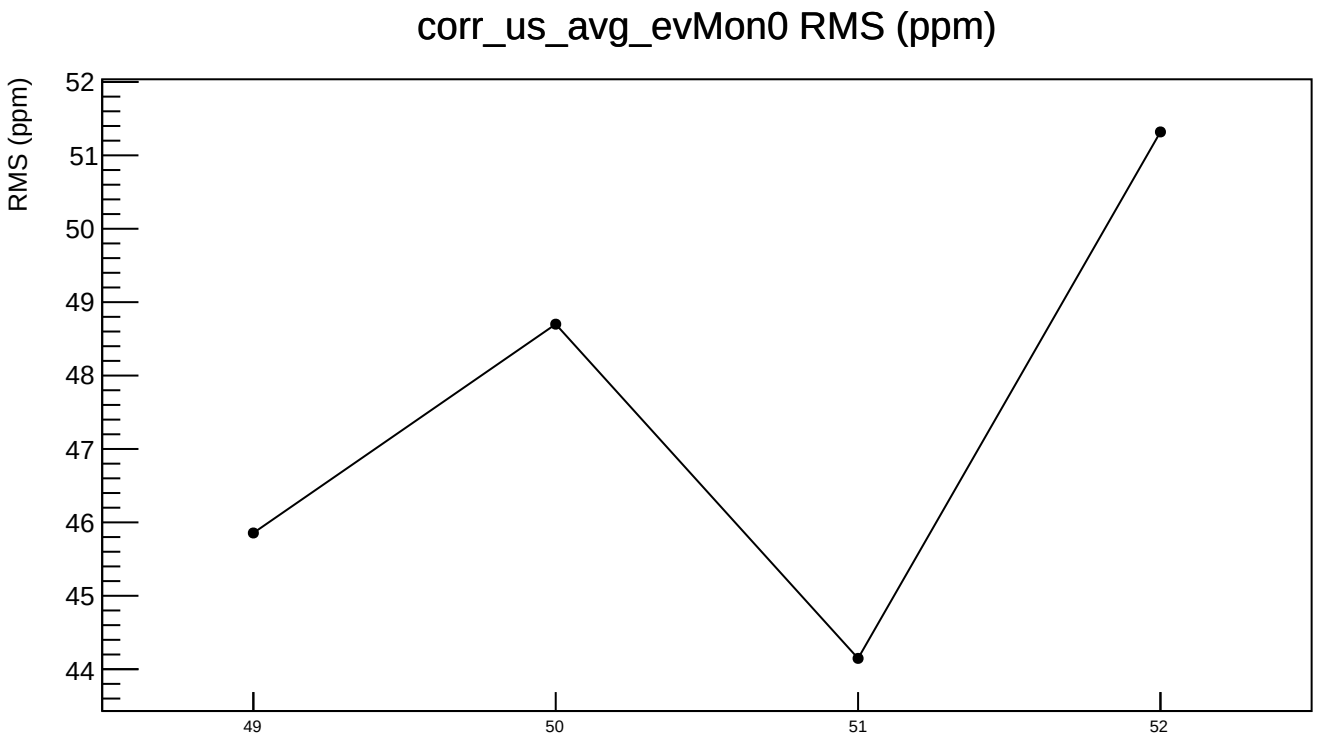
corr_us_avg_evMon0 RMS (ppm)
RMS (ppm)
52
51
50
49
48
47
46
45
44
49
50
51
52

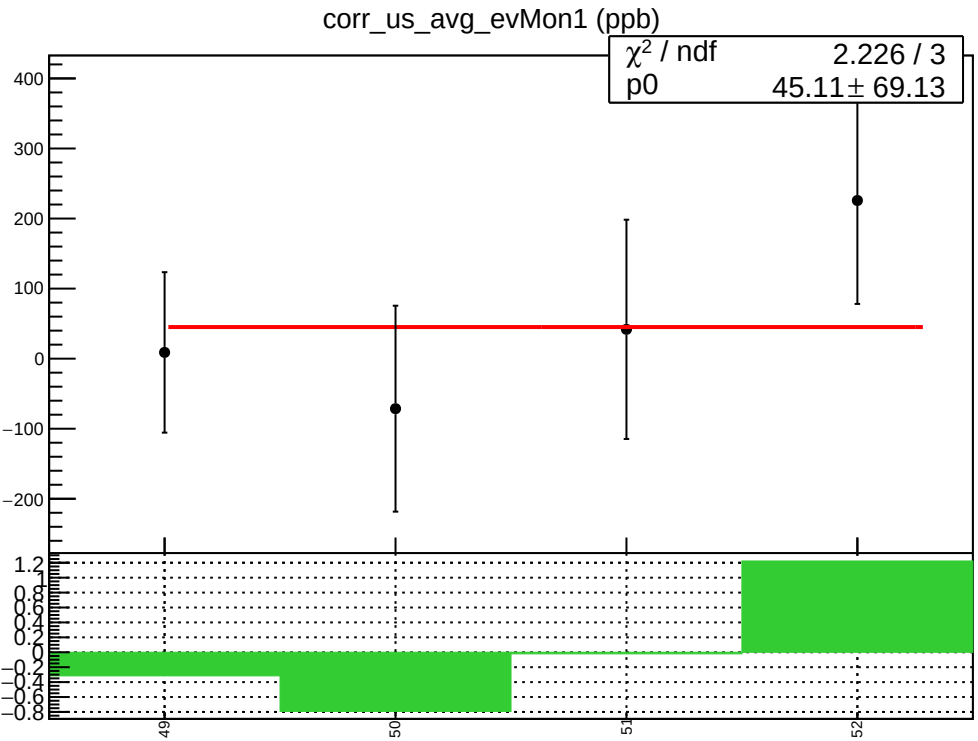
corr_us_avg_evMon1 (ppb)
χ² / ndf 2.226 / 3
p0 45.11 ± 69.13
400
300
200
100
0
−100
−200
1.2
1
0.8
0.6
0.4
0.2
0
−0.2
−0.4
−0.6
−0.8
49
50
51
52

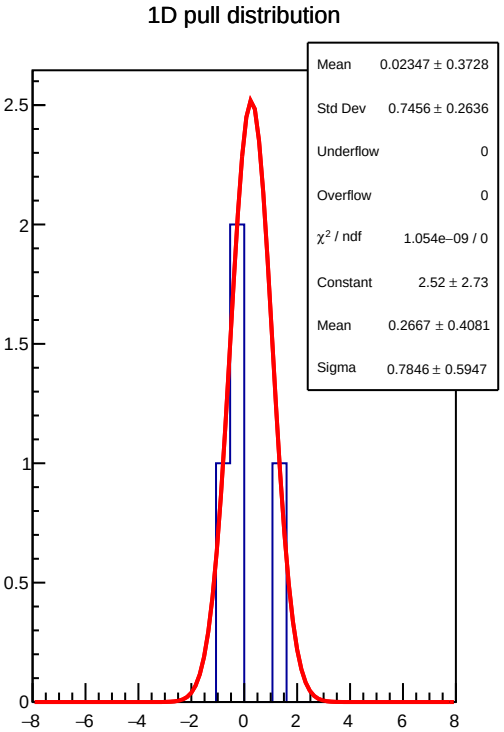
1D pull distribution
Mean 0.02347 ± 0.3728
Std Dev 0.7456 ± 0.2636
Underflow 0
Overflow 0
χ² / ndf 1.054e−09 / 0
Constant 2.52 ± 2.73
Mean 0.2667 ± 0.4081
Sigma 0.7846 ± 0.5947
2.5
2
1.5
1
0.5
0
−8
−6
−4
−2
0
2
4
6
8

corr_us_avg_evMon1 RMS (ppm)

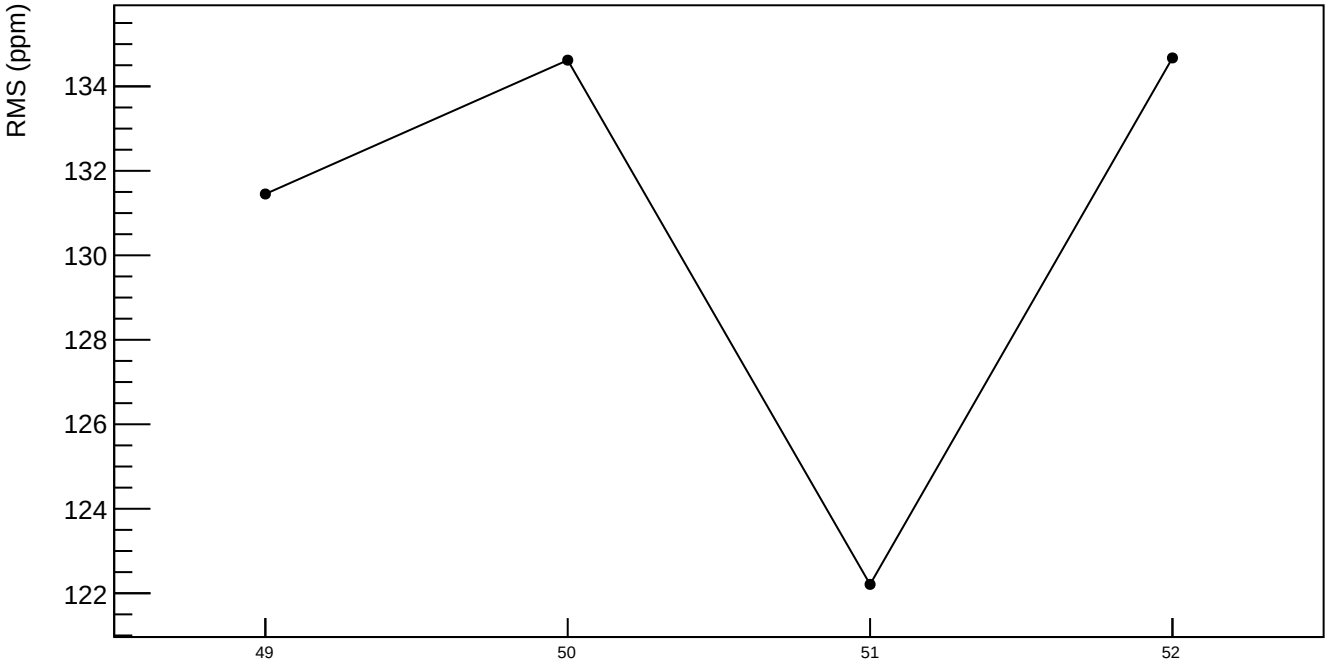

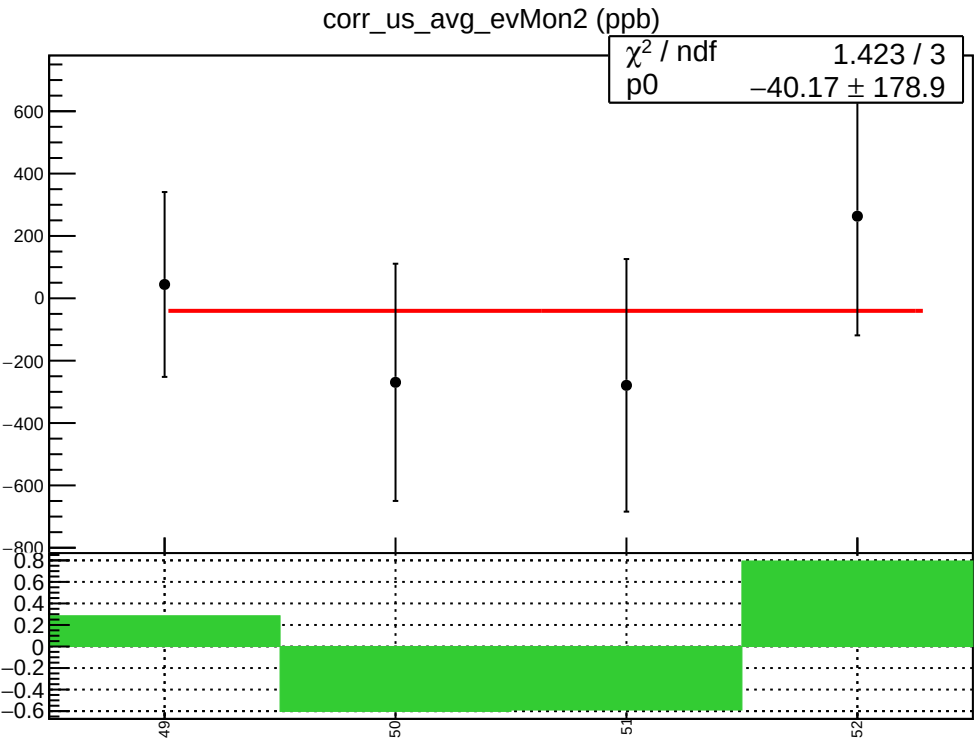
corr_us_avg_evMon2 (ppb)
χ² / ndf 1.423 / 3
p0 −40.17 ± 178.9
600
400
200
0
−200
−400
−600
−800
0.8
0.6
0.4
0.2
0
−0.2
−0.4
−0.6
49
50
51
52

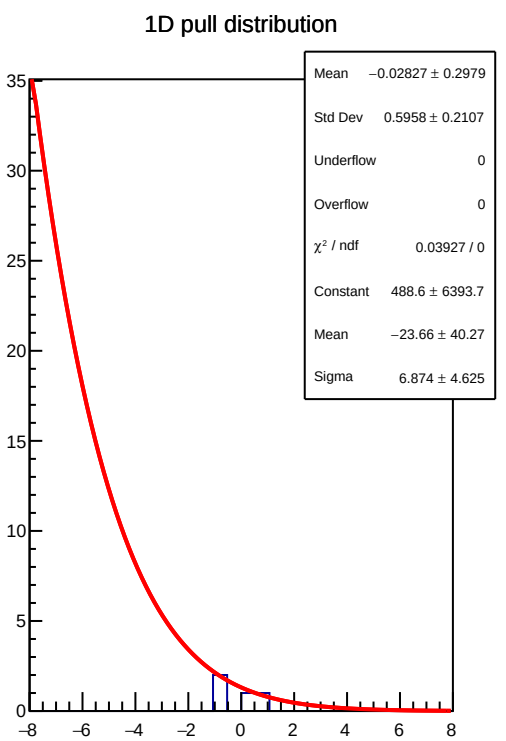
1D pull distribution
Mean −0.02827 ± 0.2979
Std Dev 0.5958 ± 0.2107
Underflow 0
Overflow 0
χ² / ndf 0.03927 / 0
Constant 488.6 ± 6393.7
Mean −23.66 ± 40.27
Sigma 6.874 ± 4.625
35
30
25
20
15
10
5
0
−8
−6
−4
−2
0
2
4
6
8

corr_us_avg_evMon2 RMS (ppm)

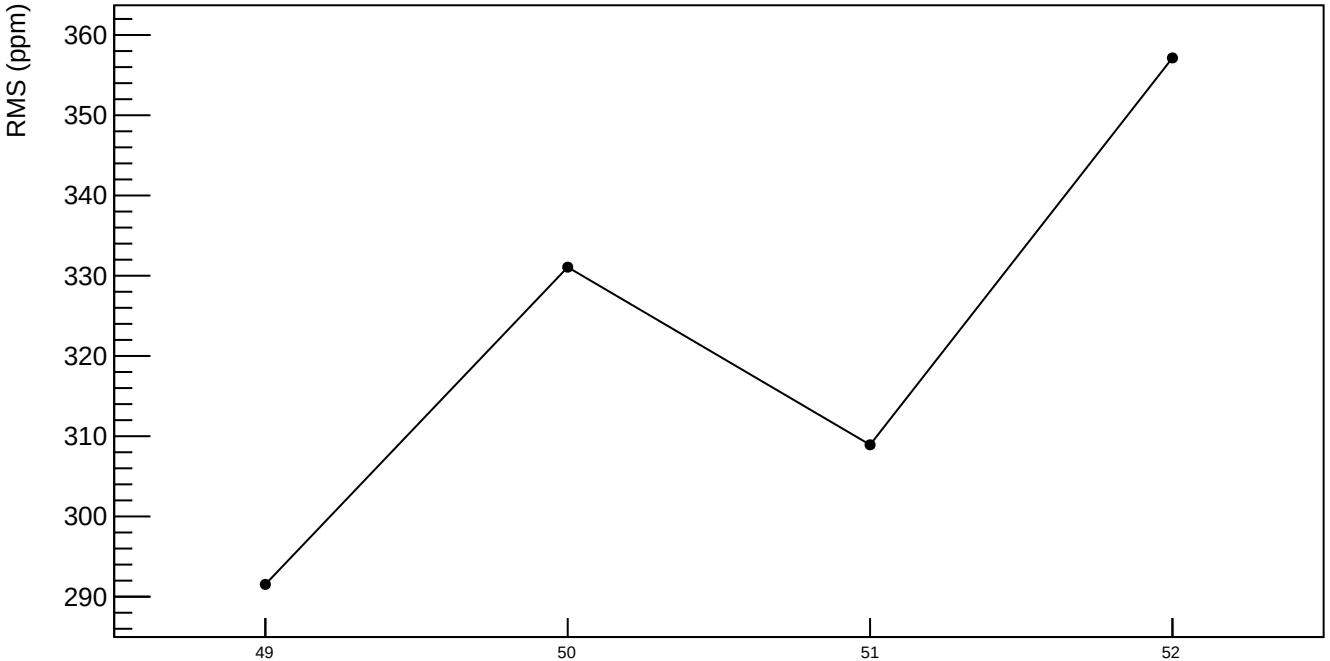

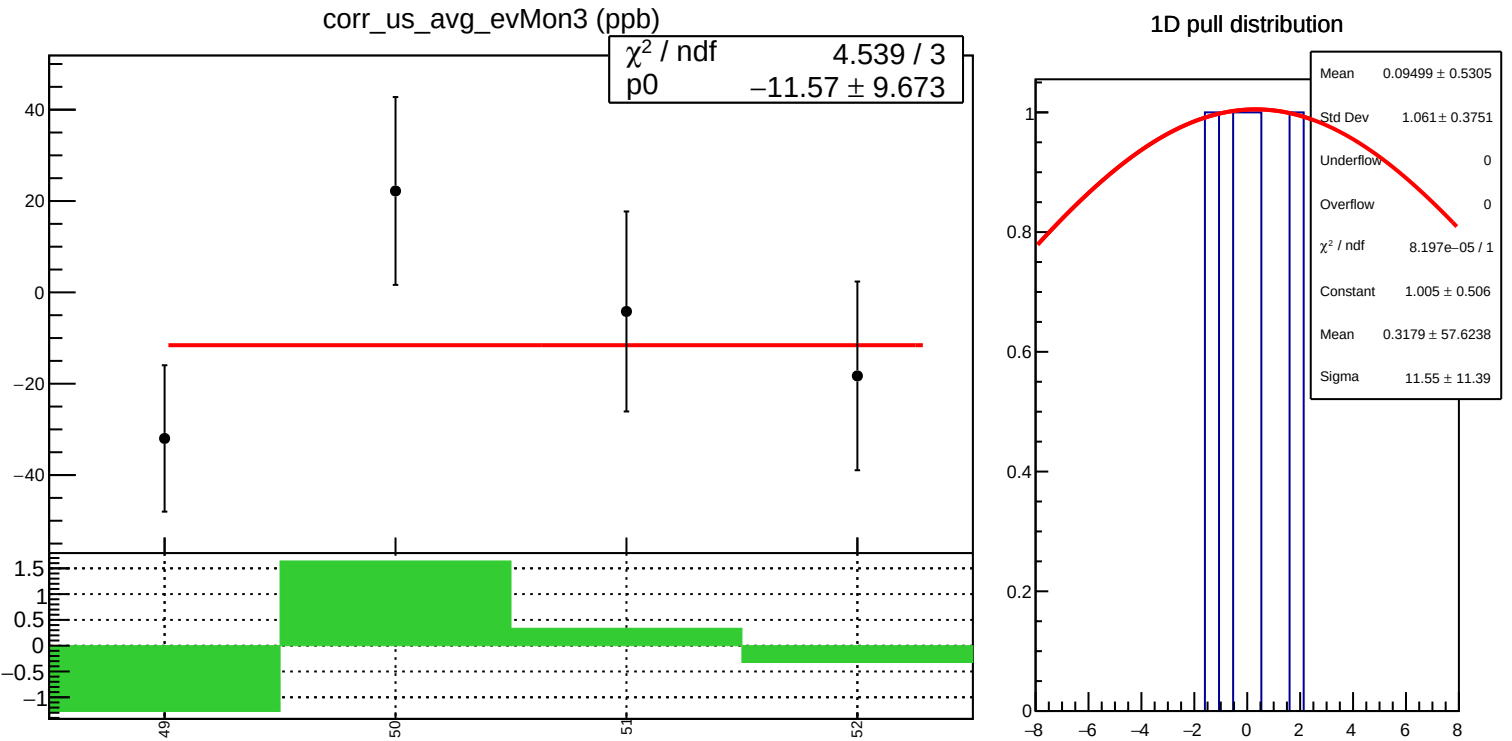
corr_us_avg_evMon3 (ppb)
χ² / ndf 4.539 / 3
p0 −11.57 ± 9.673
40
20
0
−20
−40
1.5
1
0.5
0
−0.5
−1
49
50
51
52
1D pull distribution
Mean 0.09499 ± 0.5305
Std Dev 1.061 ± 0.3751
Underflow 0
Overflow 0
χ² / ndf 8.197e−05 / 1
Constant 1.005 ± 0.506
Mean 0.3179 ± 57.6238
Sigma 11.55 ± 11.39
1
0.8
0.6
0.4
0.2
0
−8
−6
−4
−2
0
2
4
6
8

corr_us_avg_evMon3 RMS (ppm)

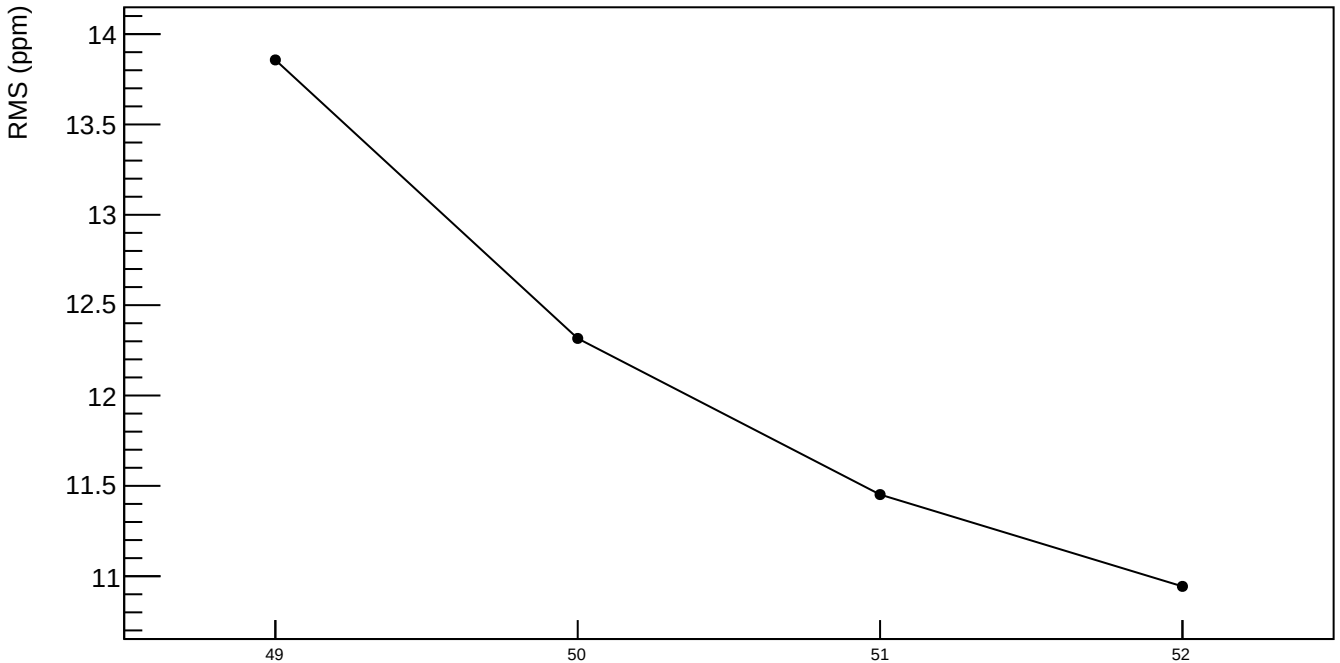

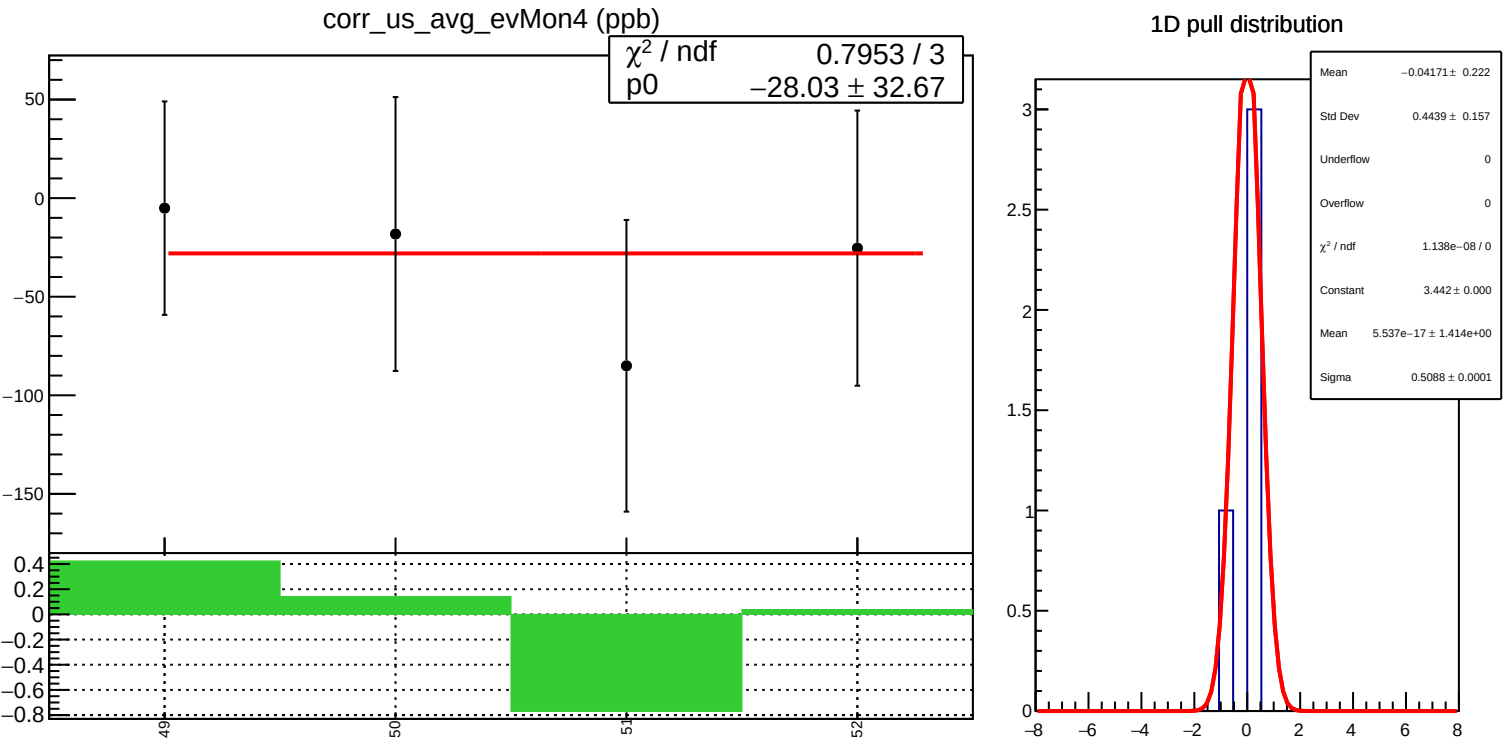
corr_us_avg_evMon4 (ppb)
χ² / ndf 0.7953 / 3
p0 −28.03 ± 32.67
50
0
−50
−100
−150
0.4
0.2
0
−0.2
−0.4
−0.6
−0.8
49
50
51
52
1D pull distribution
Mean −0.04171 ± 0.222
Std Dev 0.4439 ± 0.157
Underflow 0
Overflow 0
χ² / ndf 1.138e−08 / 0
Constant 3.442 ± 0.000
Mean 5.537e−17 ± 1.414e+00
Sigma 0.5088 ± 0.0001
3
2.5
2
1.5
1
0.5
0
−8
−6
−4
−2
0
2
4
6
8

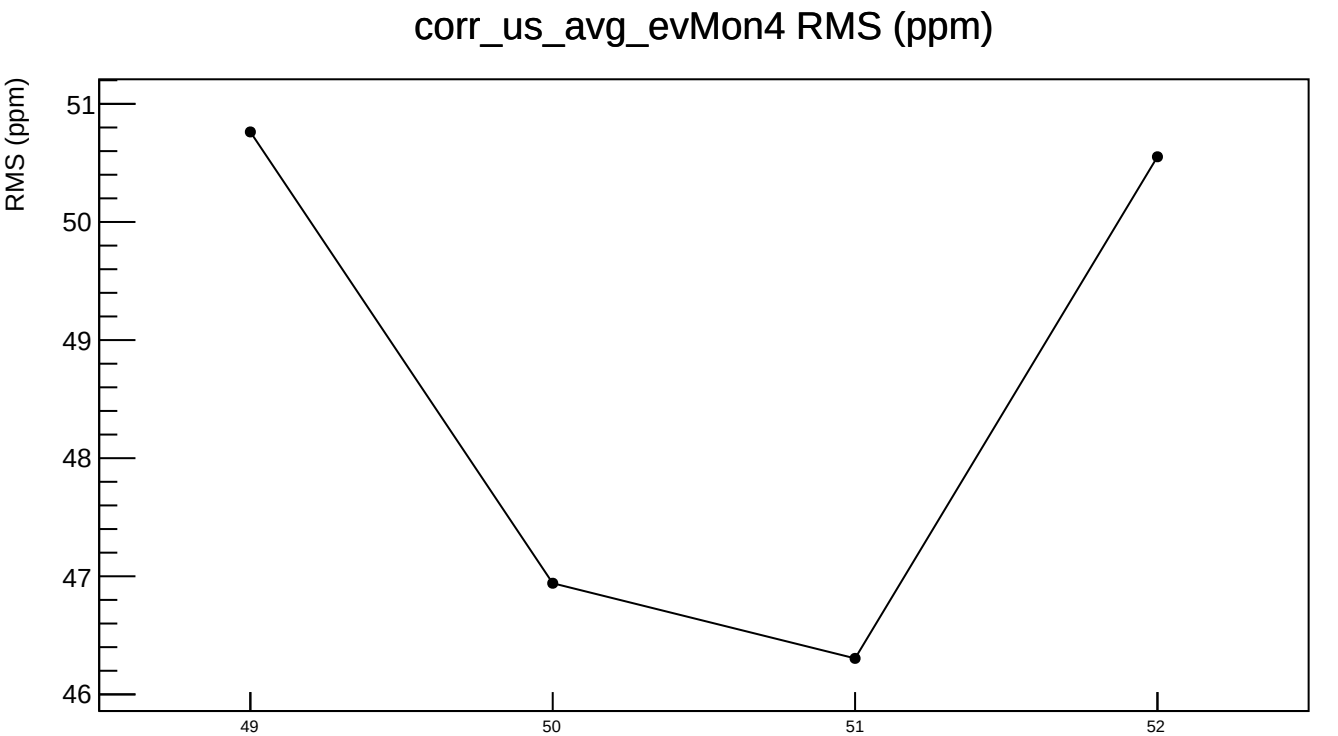
corr_us_avg_evMon4 RMS (ppm)
RMS (ppm)
51
50
49
48
47
46
49
50
51
52

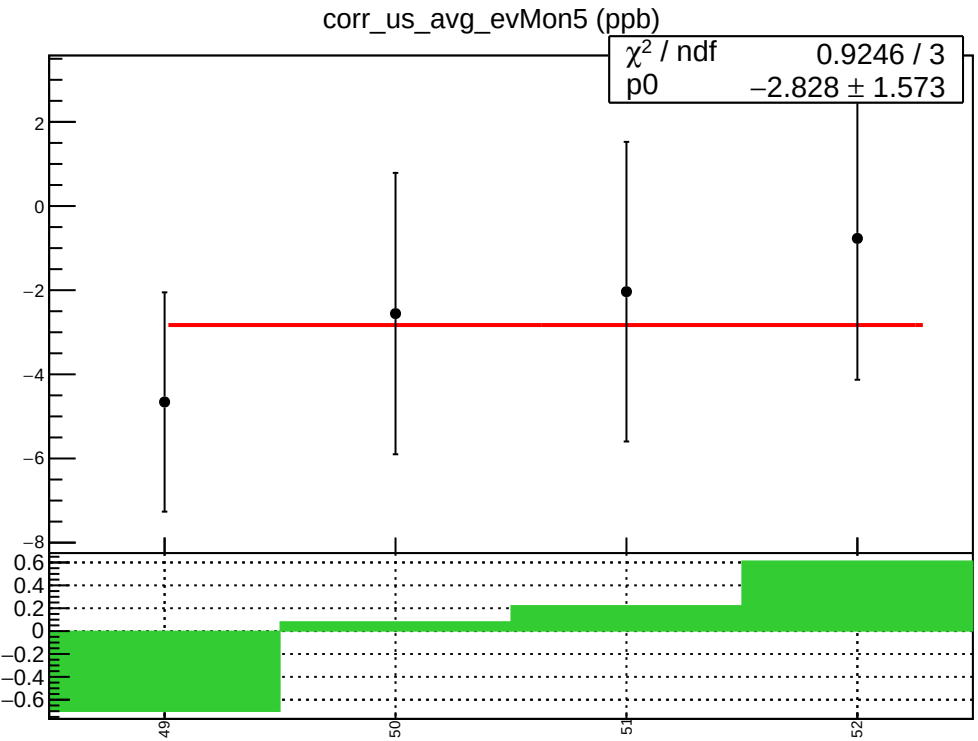
corr_us_avg_evMon5 (ppb)
χ² / ndf 0.9246 / 3
p0 −2.828 ± 1.573
2
0
−2
−4
−6
−8
0.6
0.4
0.2
0
−0.2
−0.4
−0.6
49
50
51
52

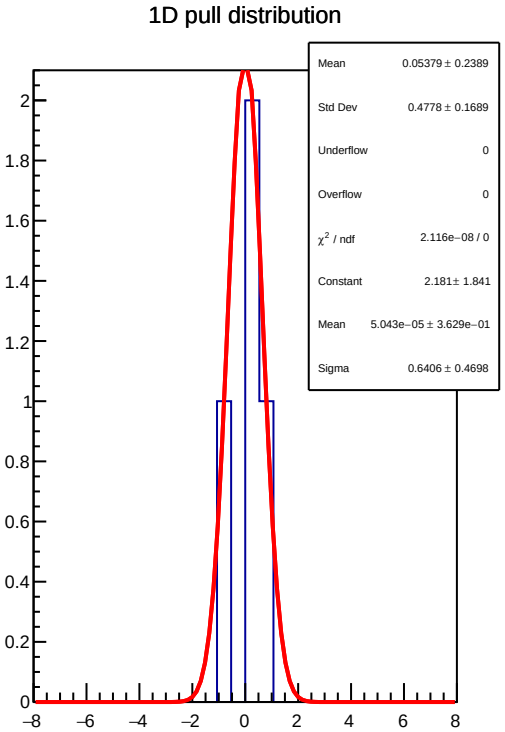
1D pull distribution
Mean 0.05379 ± 0.2389
Std Dev 0.4778 ± 0.1689
Underflow 0
Overflow 0
χ² / ndf 2.116e−08 / 0
Constant 2.181± 1.841
Mean 5.043e−05 ± 3.629e−01
Sigma 0.6406 ± 0.4698
2
1.8
1.6
1.4
1.2
1
0.8
0.6
0.4
0.2
0
−8
−6
−4
−2
0
2
4
6
8

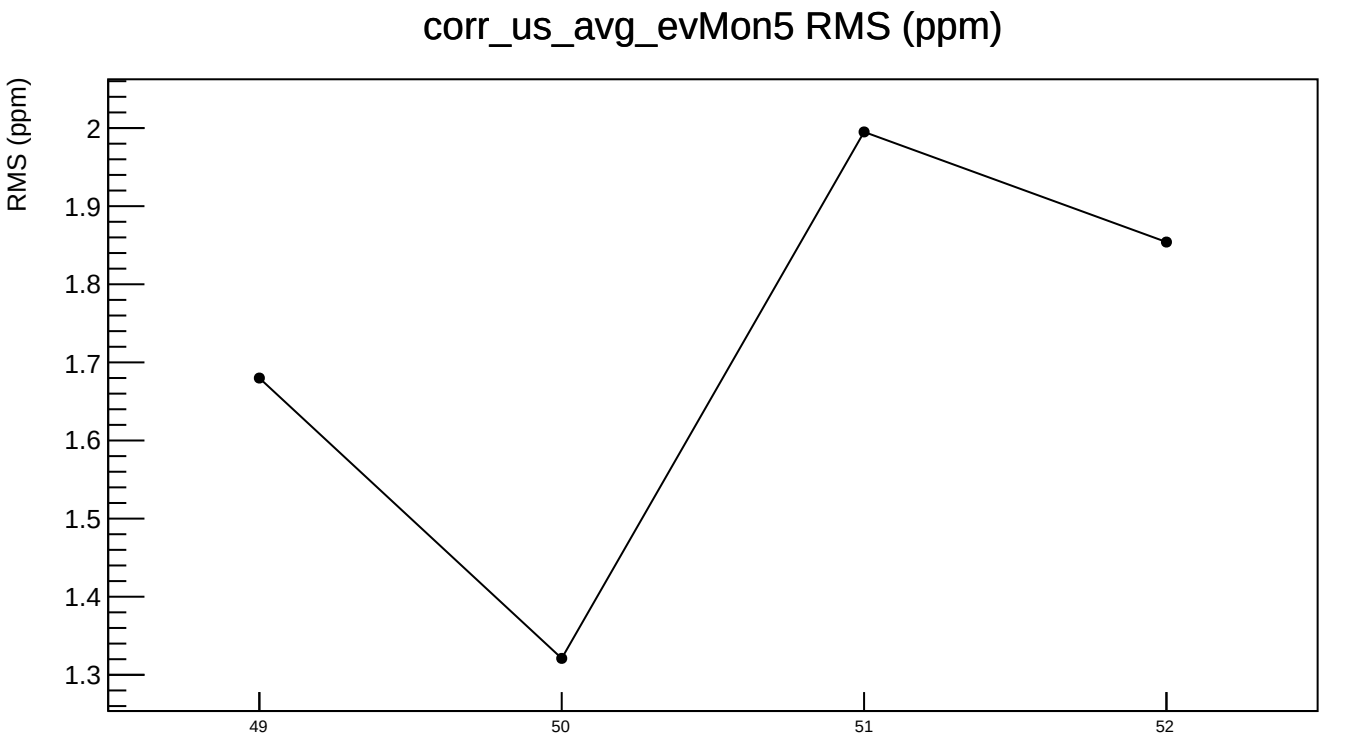
corr_us_avg_evMon5 RMS (ppm)
RMS (ppm)
2
1.9
1.8
1.7
1.6
1.5
1.4
1.3
49
50
51
52

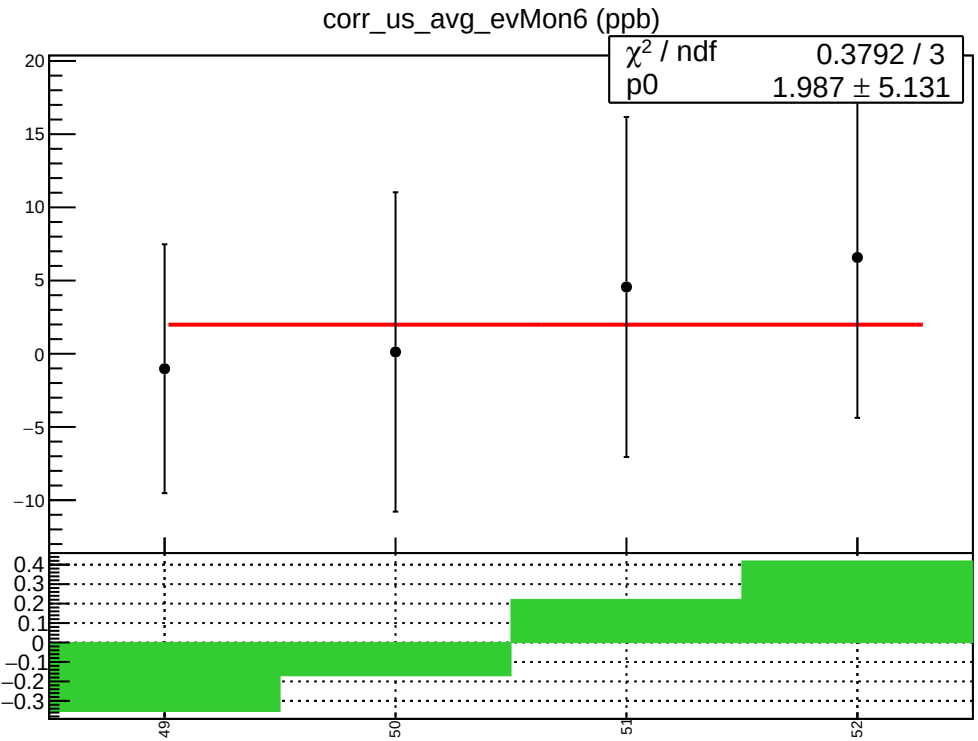
corr_us_avg_evMon6 (ppb)
χ² / ndf 0.3792 / 3
p0 1.987 ± 5.131
20
15
10
5
0
−5
−10
0.4
0.3
0.2
0.1
0
−0.1
−0.2
−0.3
49
50
51
52

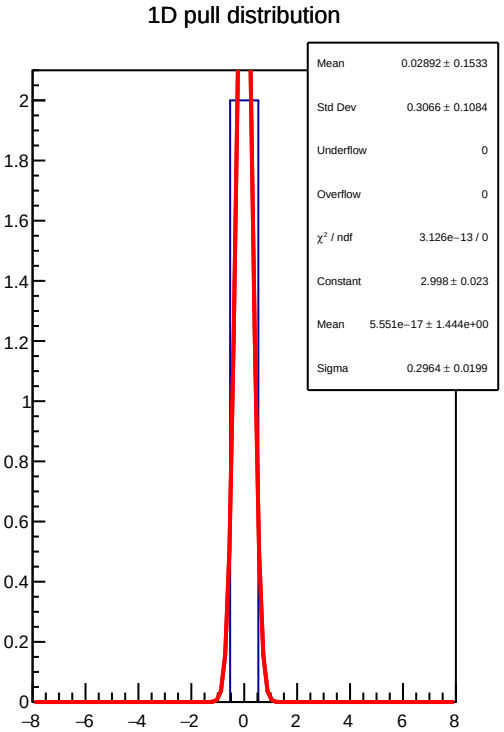
1D pull distribution
Mean 0.02892 ± 0.1533
Std Dev 0.3066 ± 0.1084
Underflow 0
Overflow 0
χ² / ndf 3.126e−13 / 0
Constant 2.998 ± 0.023
Mean 5.551e−17 ± 1.444e+00
Sigma 0.2964 ± 0.0199
2
1.8
1.6
1.4
1.2
1
0.8
0.6
0.4
0.2
0
−8
−6
−4
−2
0
2
4
6
8

corr_us_avg_evMon6 RMS (ppm)

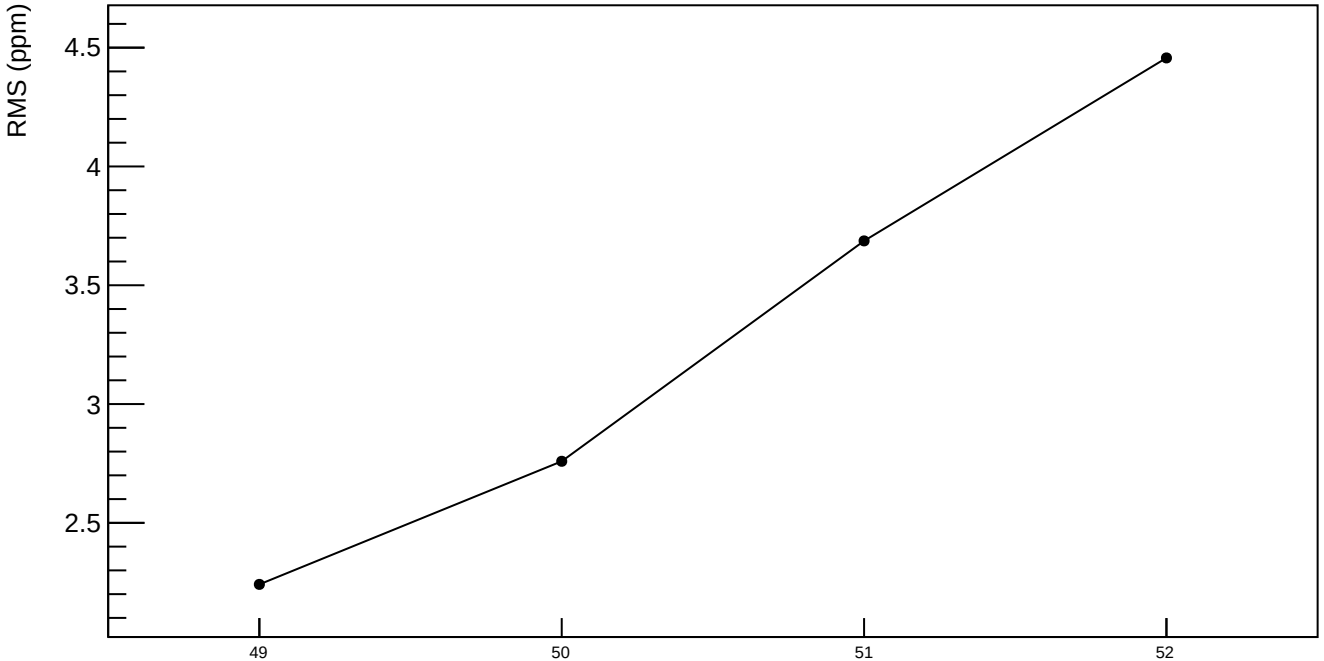

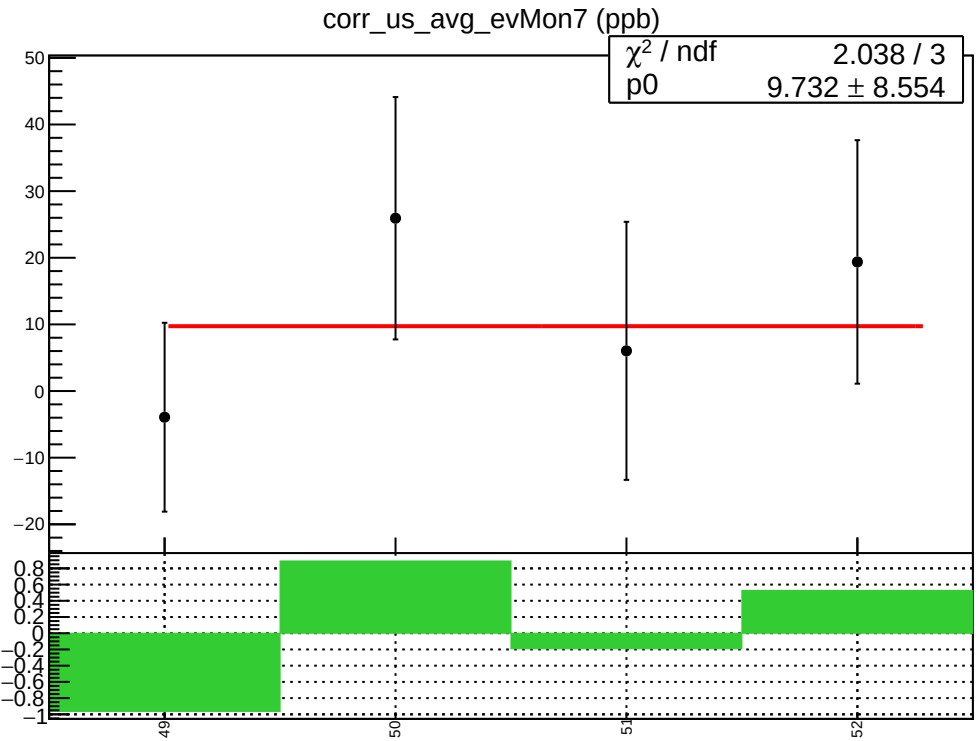
corr_us_avg_evMon7 (ppb)
χ² / ndf 2.038 / 3
p0 9.732 ± 8.554
50
40
30
20
10
0
−10
−20
0.8
0.6
0.4
0.2
0
−0.2
−0.4
−0.6
−0.8
−1
49
50
51
52

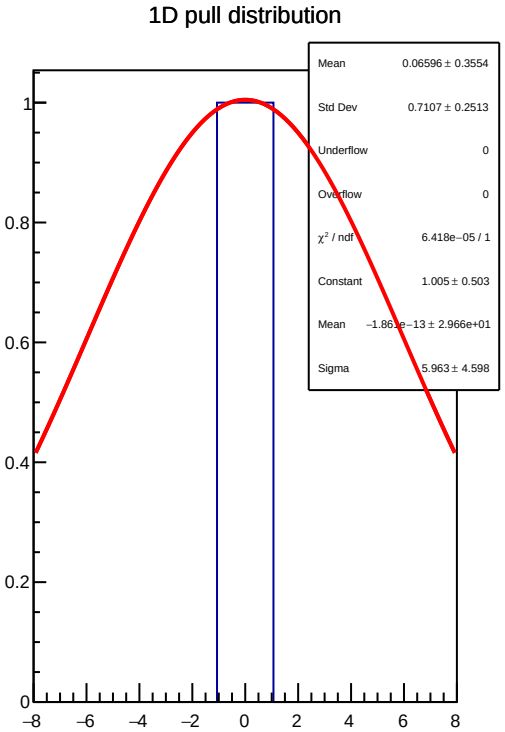
1D pull distribution
Mean 0.06596 ± 0.3554
Std Dev 0.7107 ± 0.2513
Underflow 0
Overflow 0
χ² / ndf 6.418e−05 / 1
Constant 1.005 ± 0.503
Mean −1.861e−13 ± 2.966e+01
Sigma 5.963 ± 4.598
1
0.8
0.6
0.4
0.2
0
−8
−6
−4
−2
0
2
4
6
8

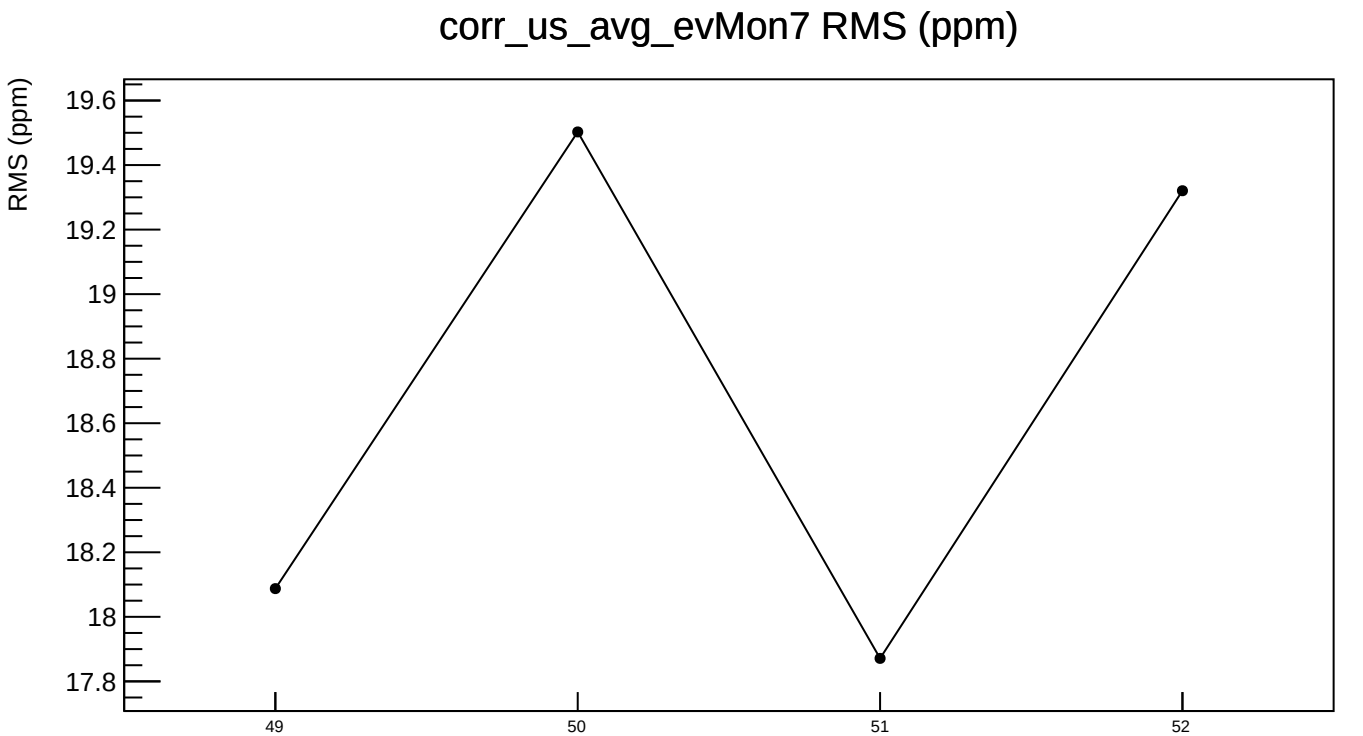
corr_us_avg_evMon7 RMS (ppm)
RMS (ppm)
19.6
19.4
19.2
19
18.8
18.6
18.4
18.2
18
17.8
49
50
51
52

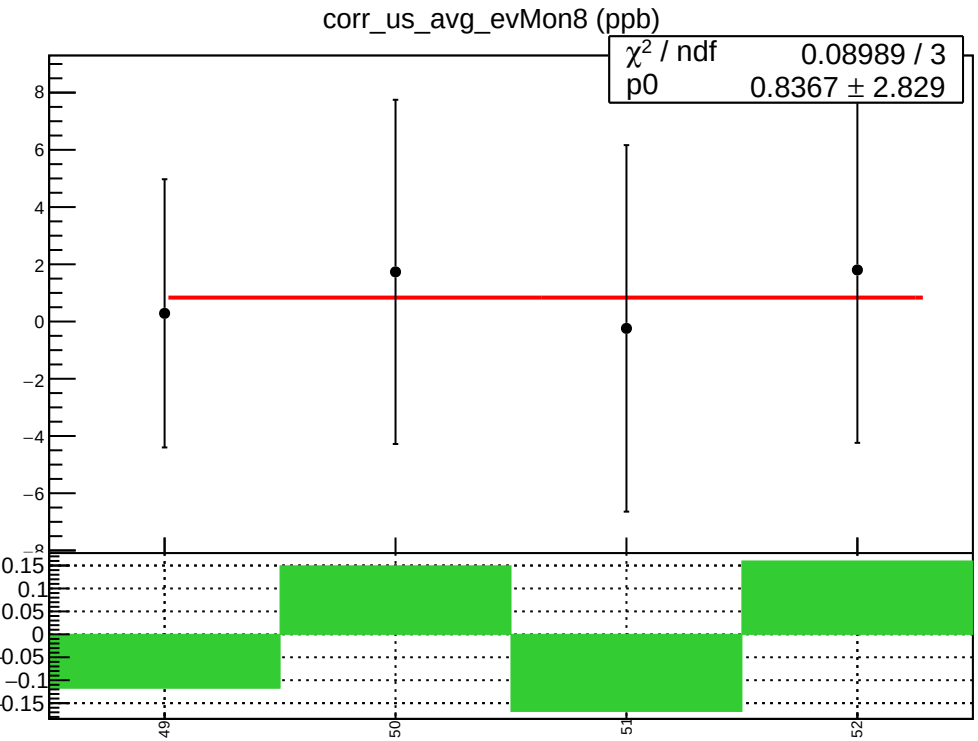
corr_us_avg_evMon8 (ppb)
χ² / ndf 0.08989 / 3
p0 0.8367 ± 2.829
8
6
4
2
0
−2
−4
−6
−8
0.15
0.1
0.05
0
−0.05
−0.1
−0.15
49
50
51
52

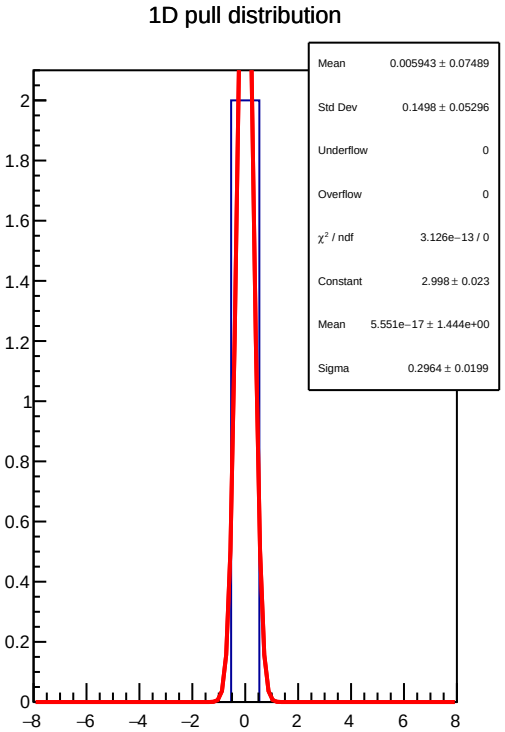
1D pull distribution
Mean 0.005943 ± 0.07489
Std Dev 0.1498 ± 0.05296
Underflow 0
Overflow 0
χ² / ndf 3.126e−13 / 0
Constant 2.998 ± 0.023
Mean 5.551e−17 ± 1.444e+00
Sigma 0.2964 ± 0.0199
2
1.8
1.6
1.4
1.2
1
0.8
0.6
0.4
0.2
0
−8
−6
−4
−2
0
2
4
6
8

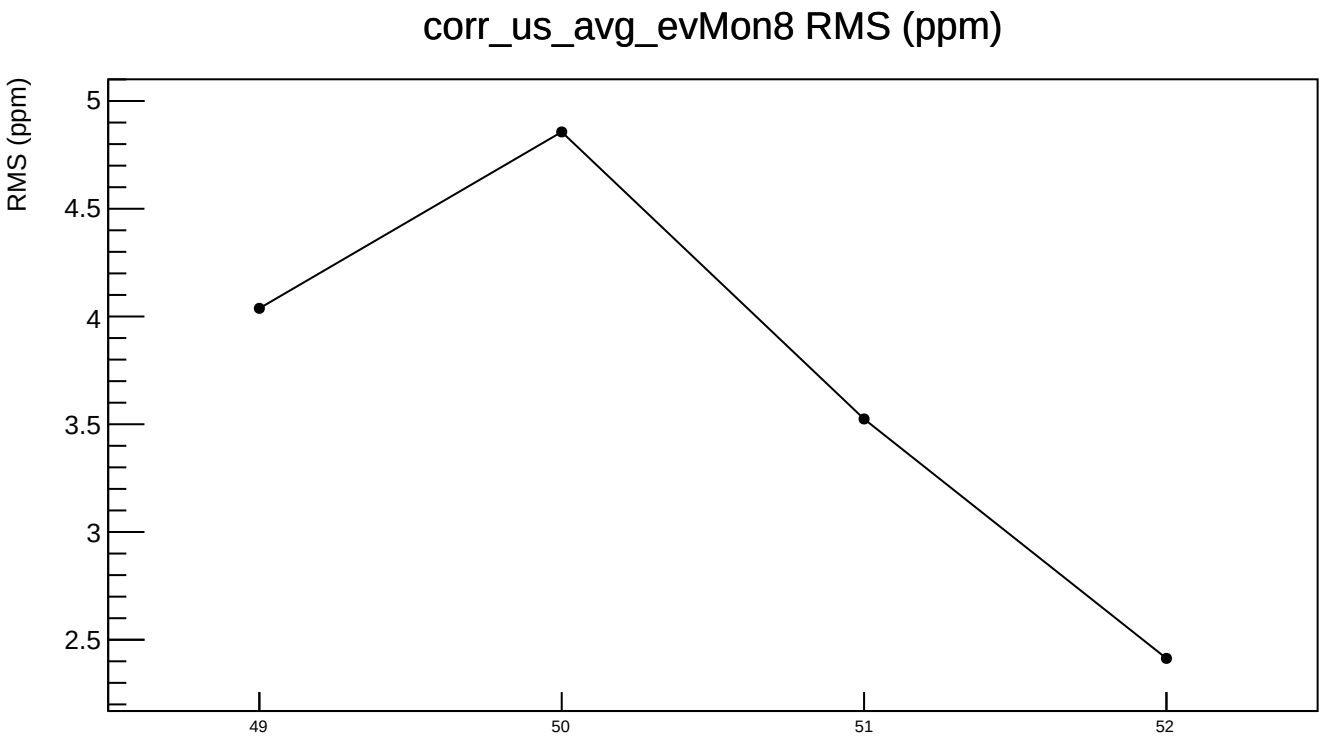
corr_us_avg_evMon8 RMS (ppm)
RMS (ppm)
5
4.5
4
3.5
3
2.5
49
50
51
52

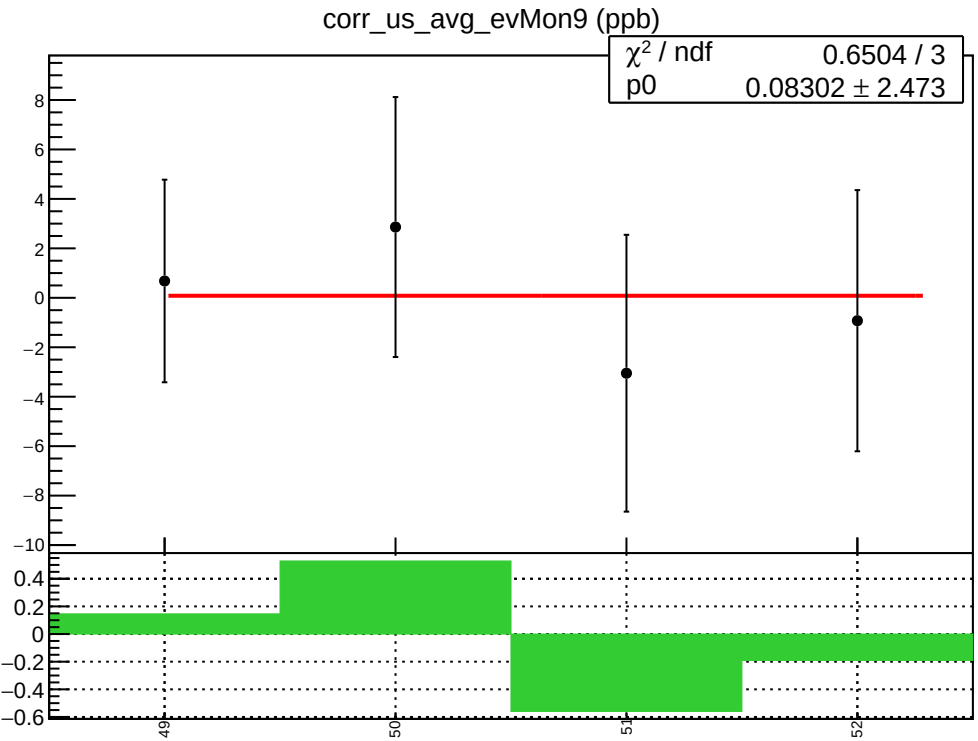
corr_us_avg_evMon9 (ppb)
χ² / ndf 0.6504 / 3
p0 0.08302 ± 2.473
8
6
4
2
0
−2
−4
−6
−8
−10
0.4
0.2
0
−0.2
−0.4
−0.6
49
50
51
52

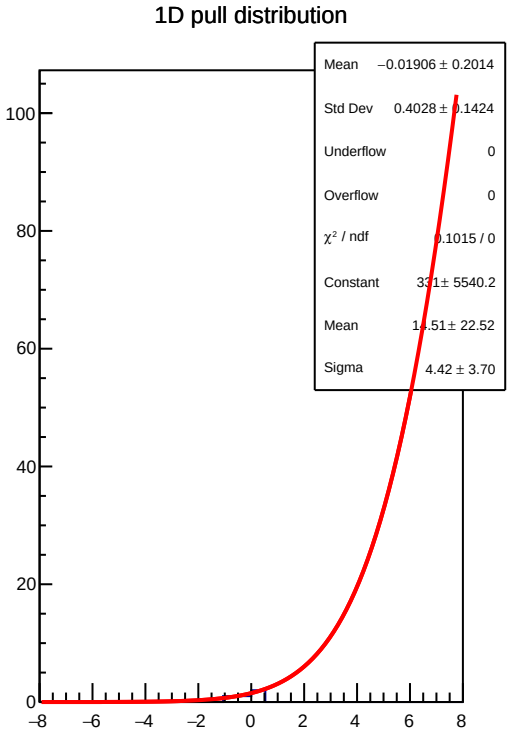
1D pull distribution
Mean −0.01906 ± 0.2014
Std Dev 0.4028 ± 0.1424
Underflow 0
Overflow 0
χ² / ndf 0.1015 / 0
Constant 331± 5540.2
Mean 1.51± 22.52
Sigma 4.42 ± 3.70
100
80
60
40
20
0
−8
−6
−4
−2
0
2
4
6
8

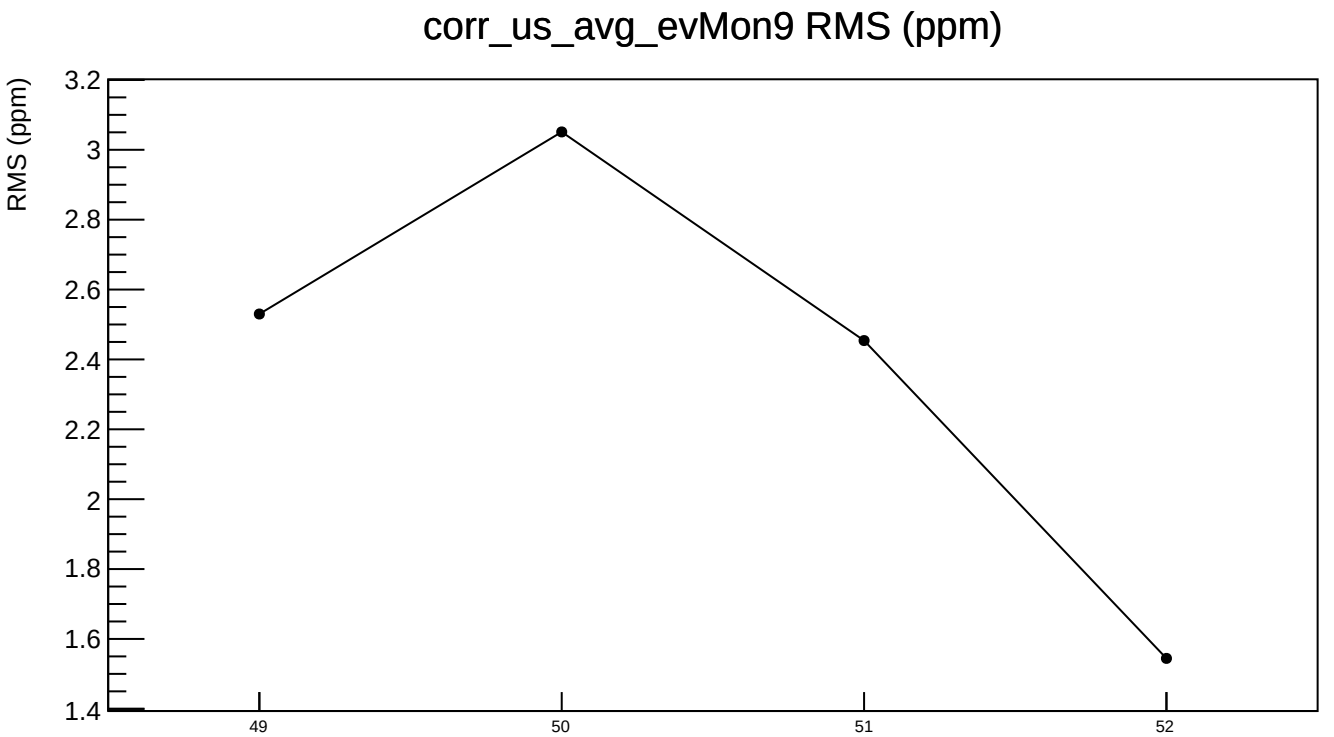
corr_us_avg_evMon9 RMS (ppm)
RMS (ppm)
3.2
3
2.8
2.6
2.4
2.2
2
1.8
1.6
1.4
49
50
51
52

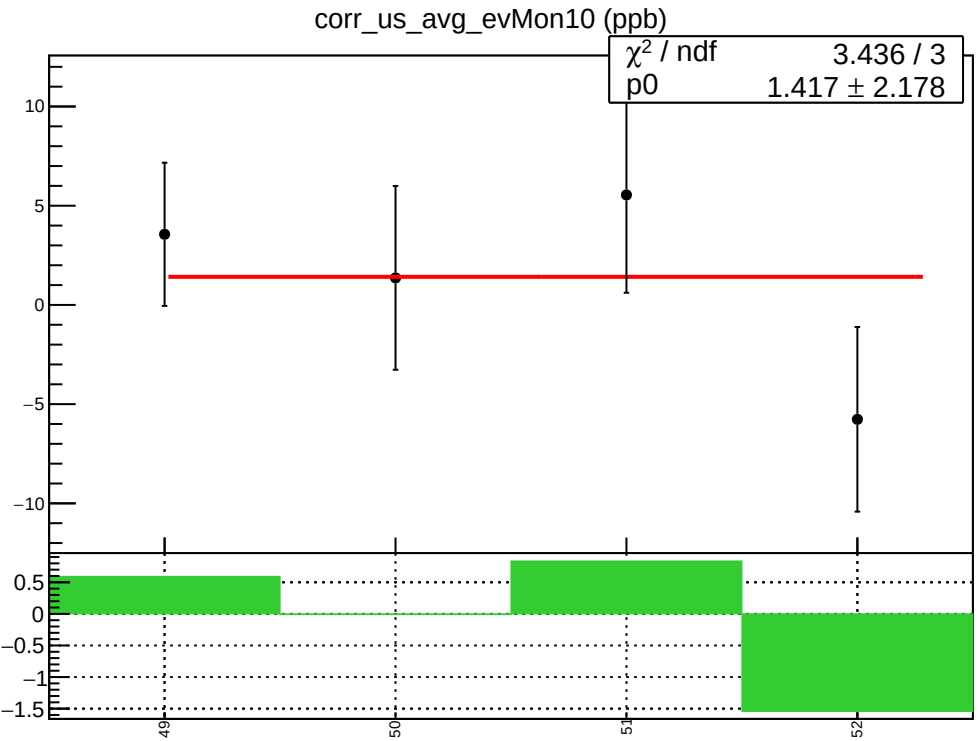
corr_us_avg_evMon10 (ppb)
χ² / ndf 3.436 / 3
p0 1.417 ± 2.178
10
5
0
−5
−10
0.5
0
−0.5
−1
−1.5
49
50
51
52

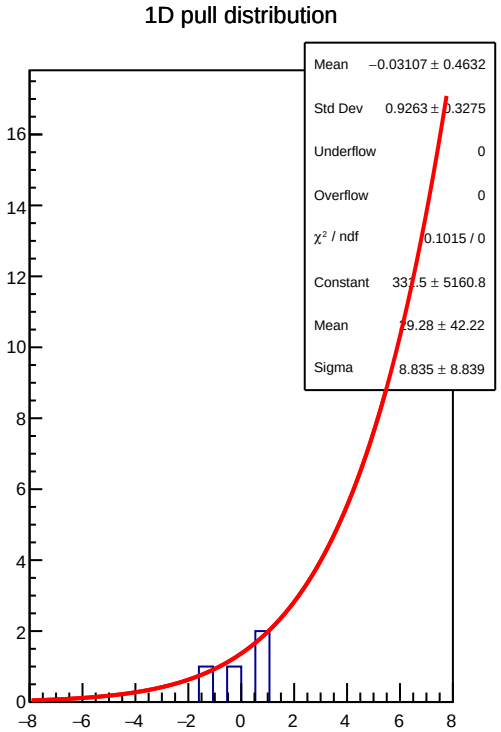
1D pull distribution
Mean −0.03107 ± 0.4632
Std Dev 0.9263 ± 0.3275
Underflow 0
Overflow 0
χ² / ndf 0.1015 / 0
Constant 331.5 ± 5160.8
Mean 29.28 ± 42.22
Sigma 8.835 ± 8.839
16
14
12
10
8
6
4
2
0
−8
−6
−4
−2
0
2
4
6
8

corr_us_avg_evMon10 RMS (ppm)

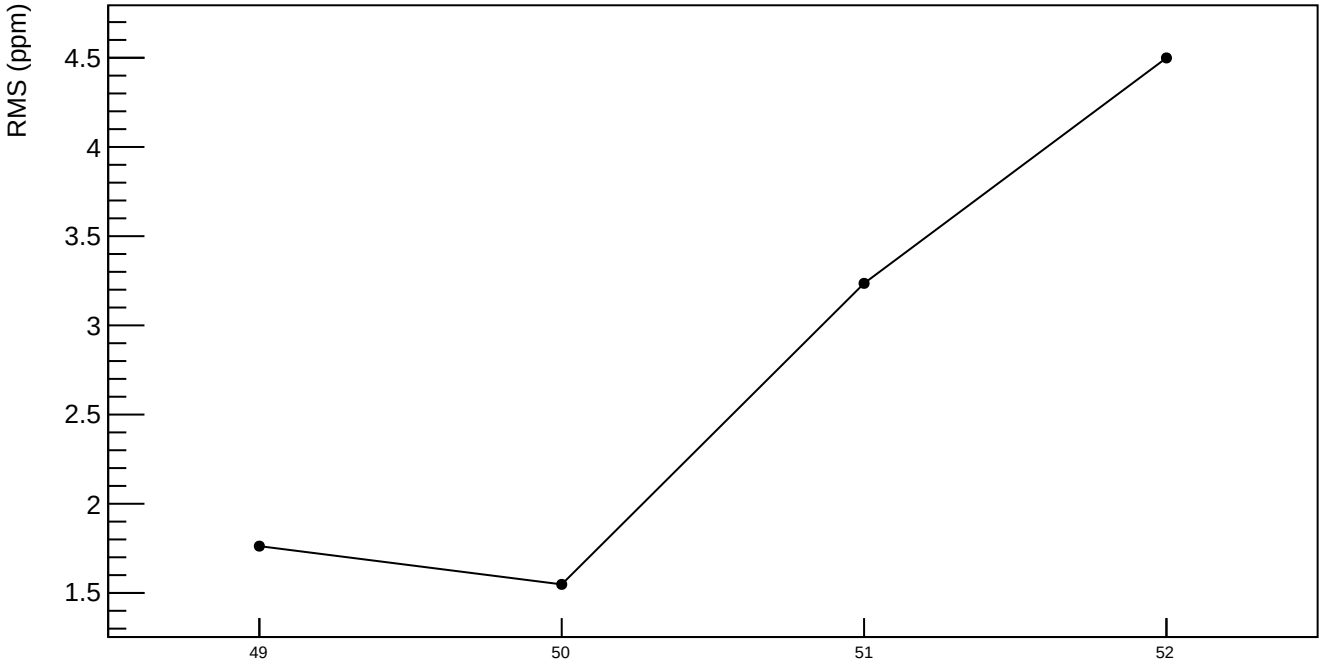

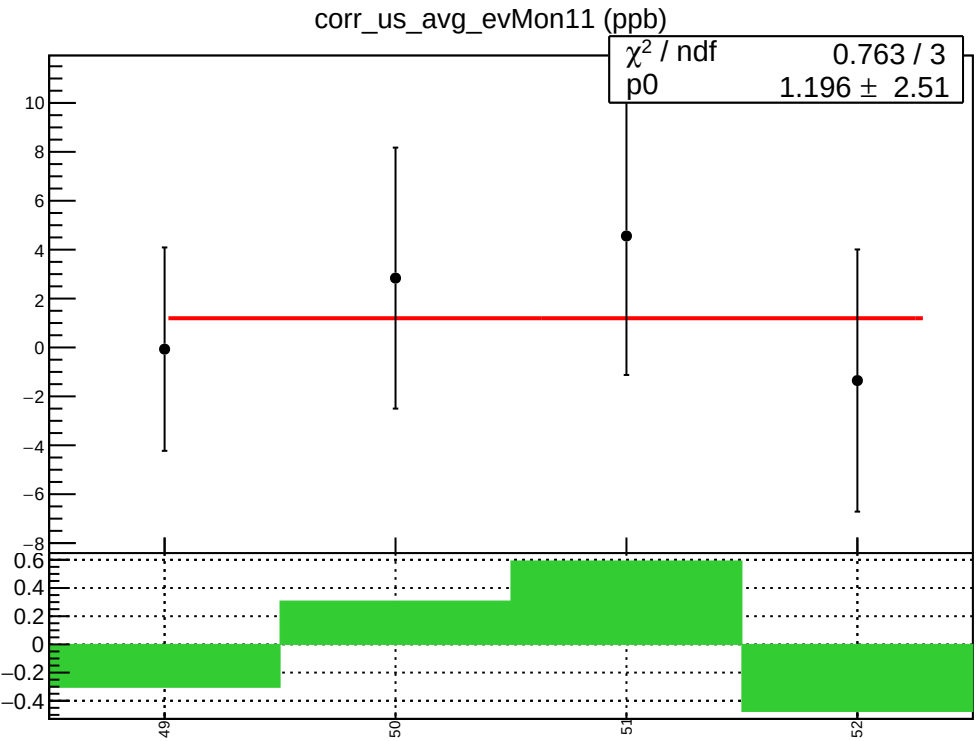
corr_us_avg_evMon11 (ppb)
χ² / ndf 0.763 / 3
p0 1.196 ± 2.51
10
8
6
4
2
0
−2
−4
−6
−8
0.6
0.4
0.2
0
−0.2
−0.4
49
50
51
52

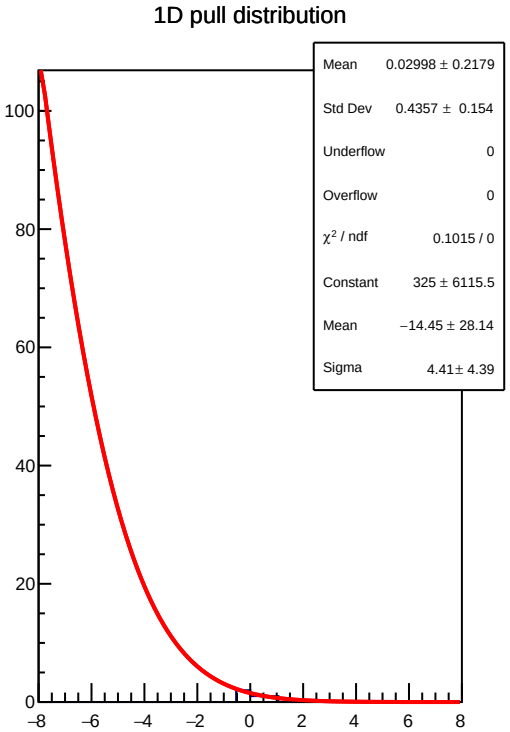
1D pull distribution
Mean 0.02998 ± 0.2179
Std Dev 0.4357 ± 0.154
Underflow 0
Overflow 0
χ² / ndf 0.1015 / 0
Constant 325 ± 6115.5
Mean −14.45 ± 28.14
Sigma 4.41± 4.39
100
80
60
40
20
0
−8
−6
−4
−2
0
2
4
6
8

corr_us_avg_evMon11 RMS (ppm)

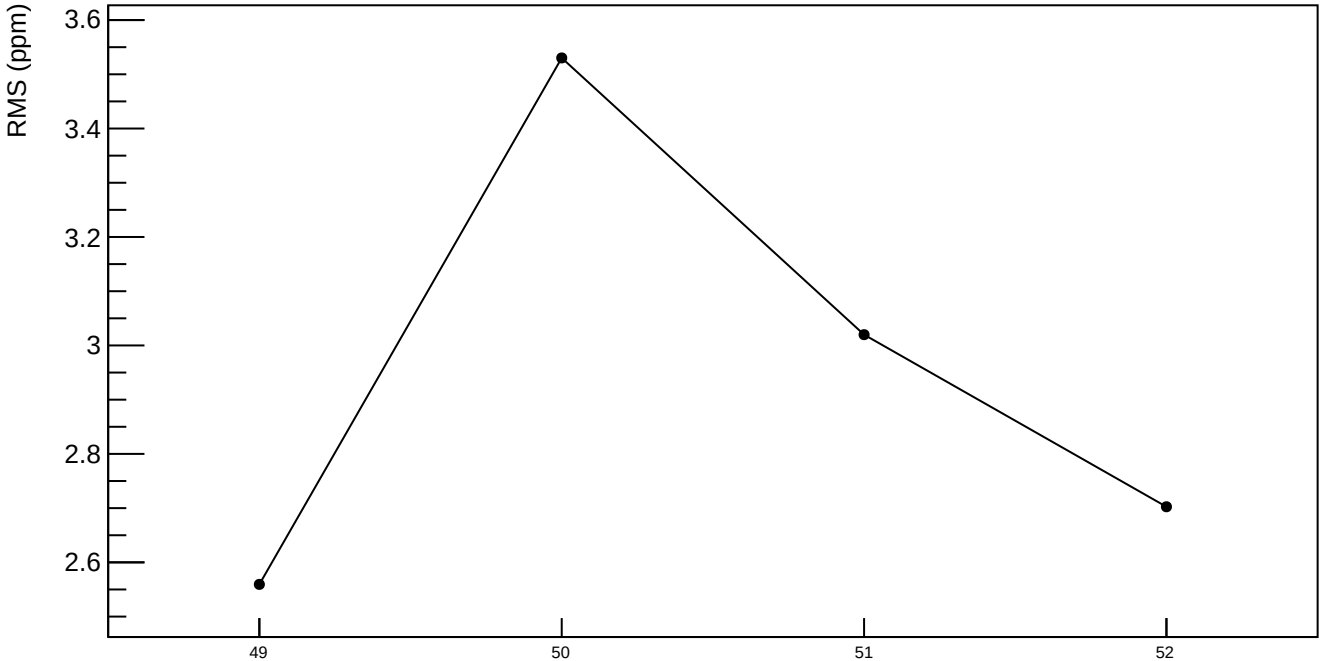

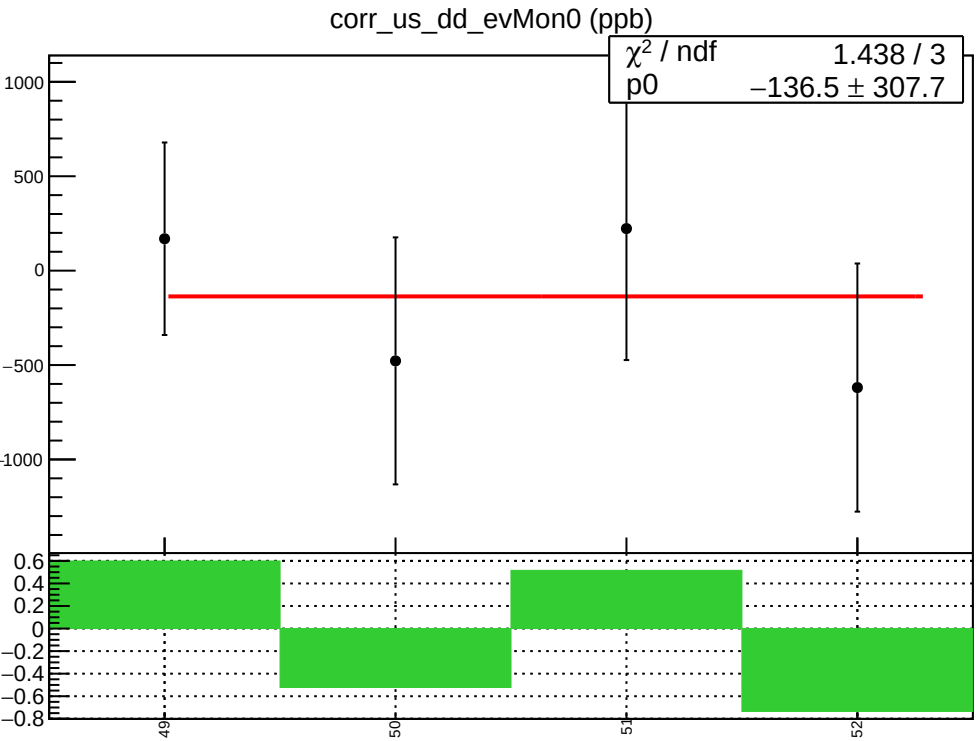
corr_us_dd_evMon0 (ppb)
χ² / ndf 1.438 / 3
p0 −136.5 ± 307.7
1000
500
0
−500
−1000
0.6
0.4
0.2
0
−0.2
−0.4
−0.6
−0.8
49
50
51
52

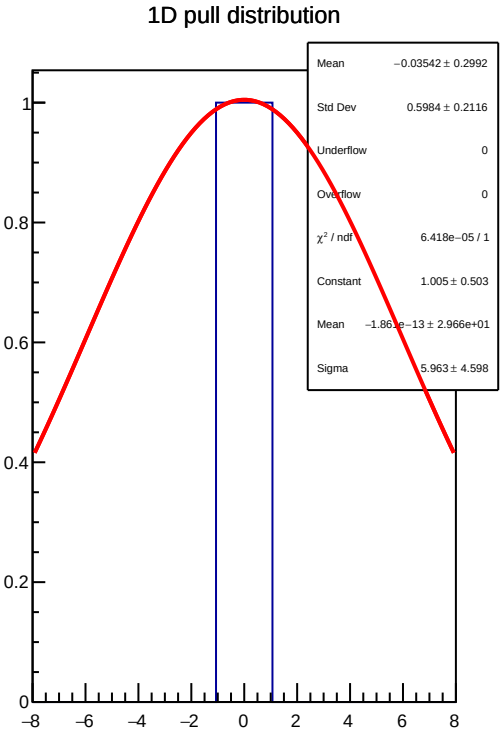
1D pull distribution
Mean −0.03542 ± 0.2992
Std Dev 0.5984 ± 0.2116
Underflow 0
Overflow 0
χ² / ndf 6.418e−05 / 1
Constant 1.005 ± 0.503
Mean −1.861e−13 ± 2.966e+01
Sigma 5.963 ± 4.598
1
0.8
0.6
0.4
0.2
0
−8
−6
−4
−2
0
2
4
6
8

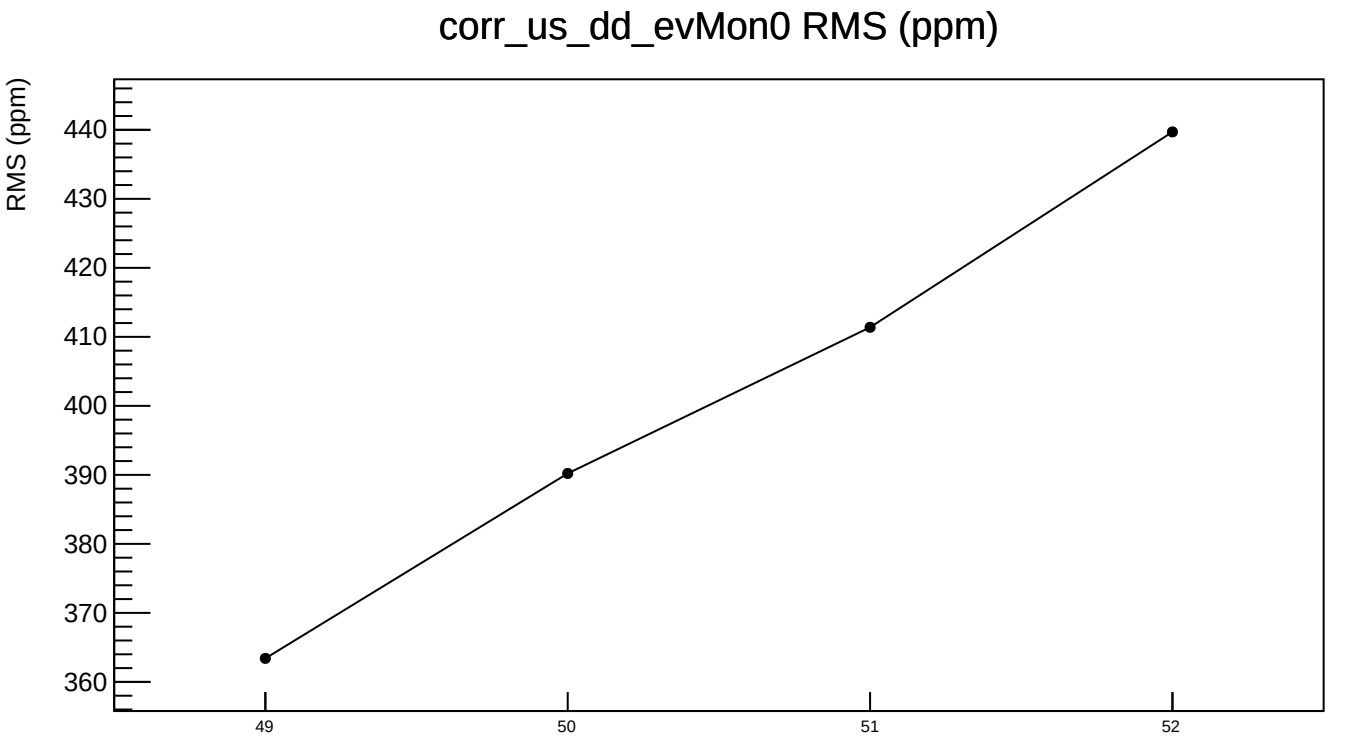
corr_us_dd_evMon0 RMS (ppm)
RMS (ppm)
440
430
420
410
400
390
380
370
360
49
50
51
52

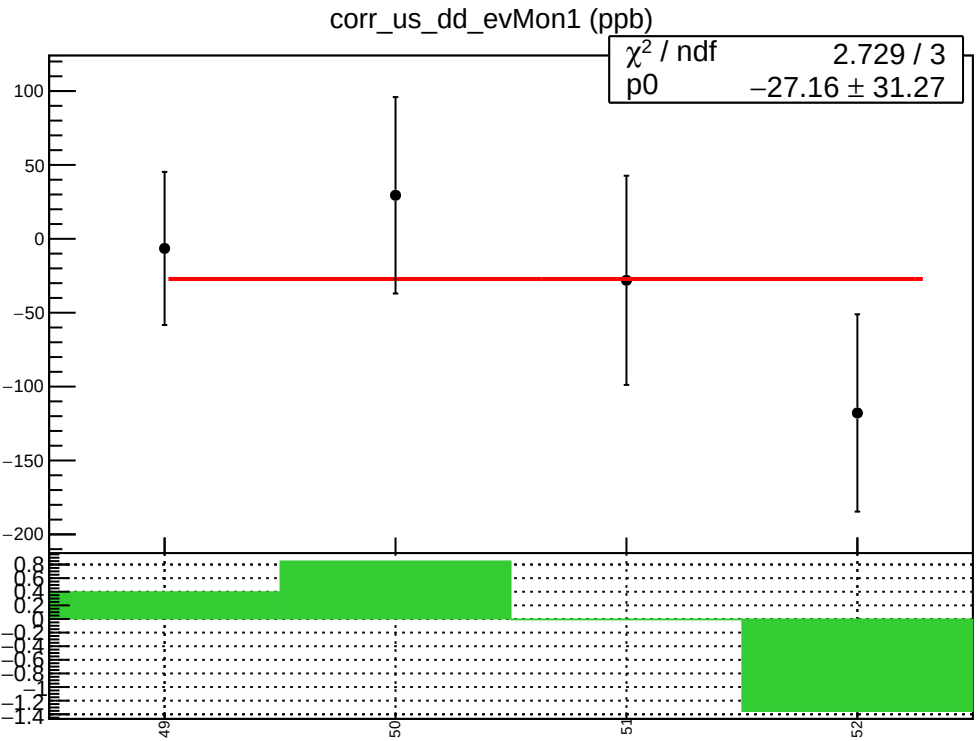
corr_us_dd_evMon1 (ppb)
χ^2 / ndf 2.729 / 3
p0 −27.16 ± 31.27
100
50
0
−50
−100
−150
−200
0.8
0.6
0.4
0.2
0
−0.2
−0.4
−0.6
−0.8
−1
−1.2
−1.4
49
50
51
52

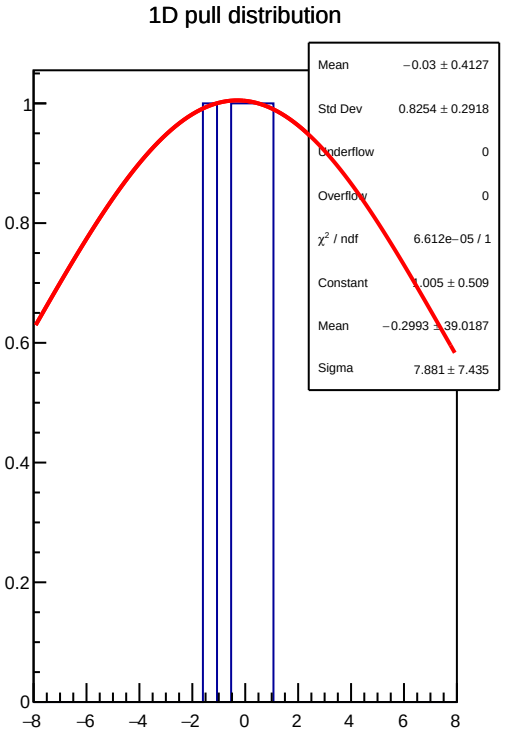
1D pull distribution
Mean −0.03 ± 0.4127
Std Dev 0.8254 ± 0.2918
Underflow 0
Overflow 0
χ^2 / ndf 6.612e−05 / 1
Constant 1.005 ± 0.509
Mean −0.2993 ± 39.0187
Sigma 7.881 ± 7.435
1
0.8
0.6
0.4
0.2
0
−8
−6
−4
−2
0
2
4
6
8

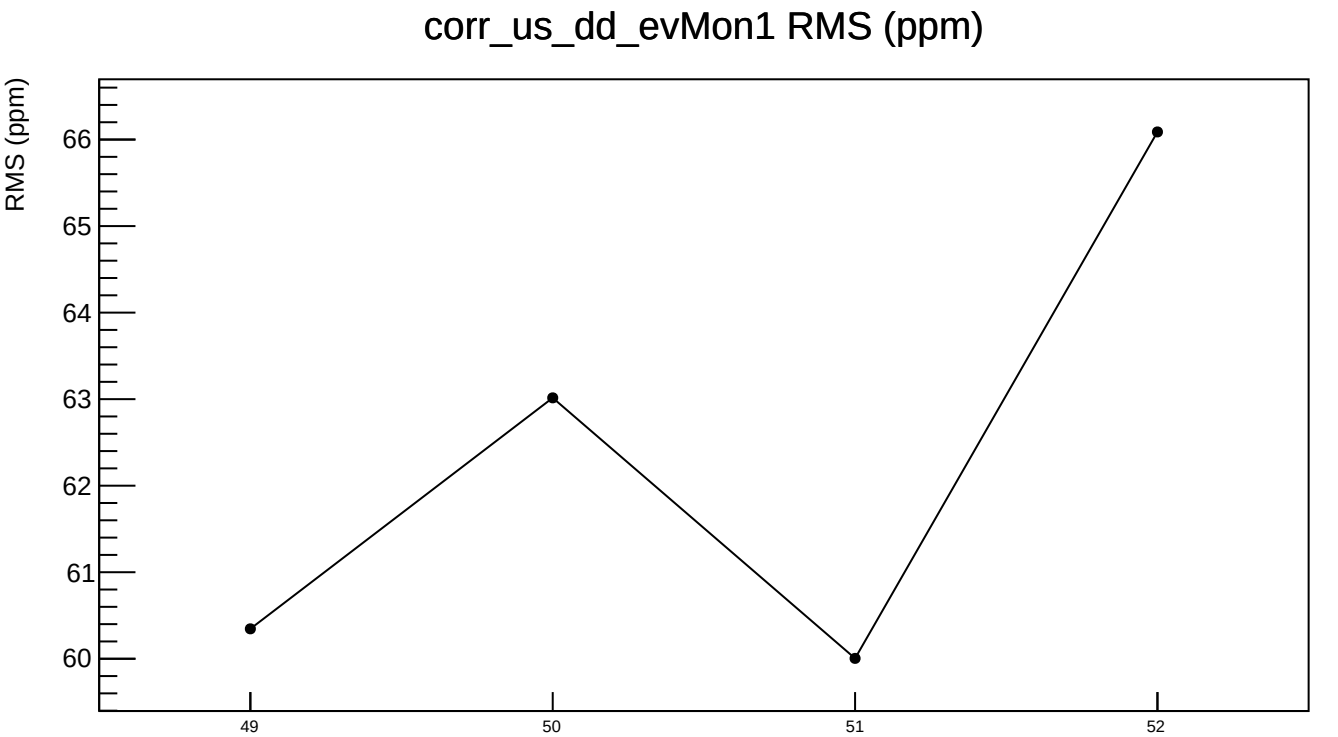
corr_us_dd_evMon1 RMS (ppm)
RMS (ppm)
66
65
64
63
62
61
60
49
50
51
52

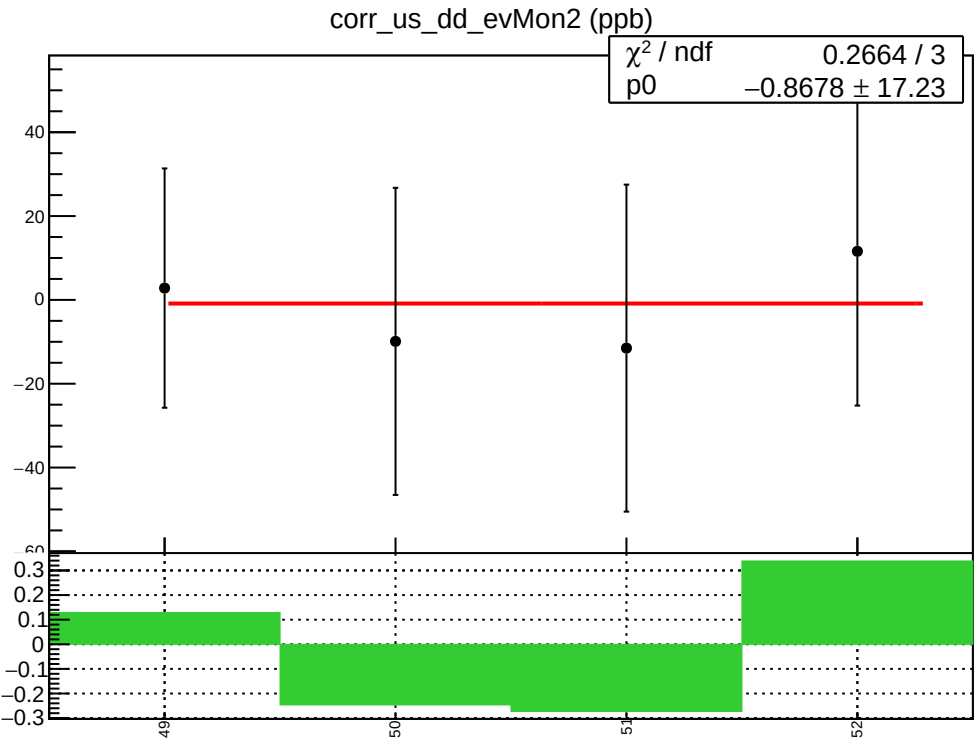
corr_us_dd_evMon2 (ppb)
χ² / ndf 0.2664 / 3
p0 −0.8678 ± 17.23
40
20
0
−20
−40
0.3
0.2
0.1
0
−0.1
−0.2
−0.3
49
50
51
52

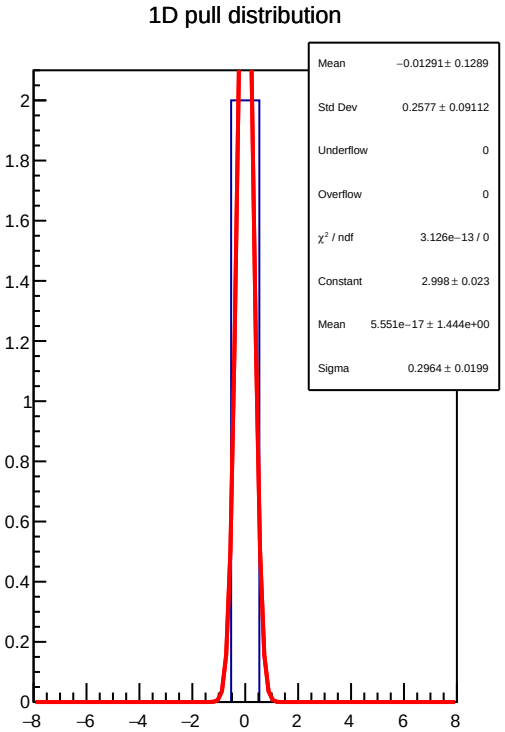
1D pull distribution
Mean −0.01291 ± 0.1289
Std Dev 0.2577 ± 0.09112
Underflow 0
Overflow 0
χ² / ndf 3.126e−13 / 0
Constant 2.998 ± 0.023
Mean 5.551e−17 ± 1.444e+00
Sigma 0.2964 ± 0.0199
2
1.8
1.6
1.4
1.2
1
0.8
0.6
0.4
0.2
0
−8
−6
−4
−2
0
2
4
6
8

corr_us_dd_evMon2 RMS (ppm)

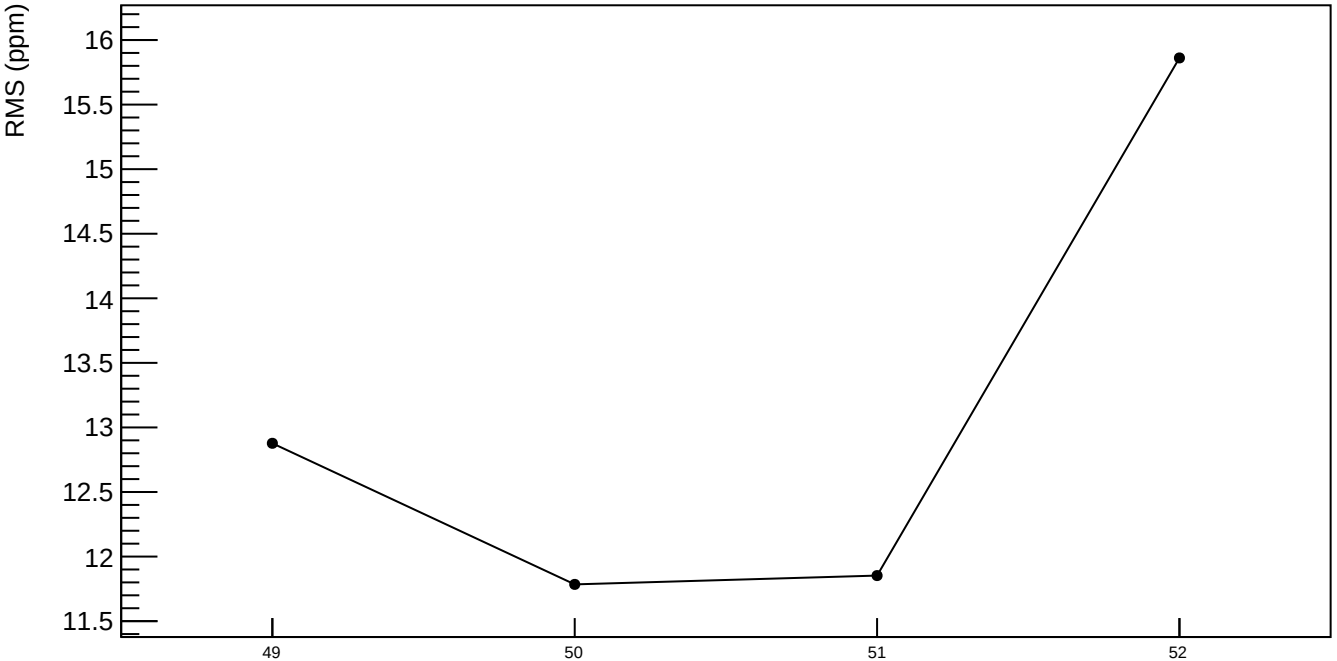

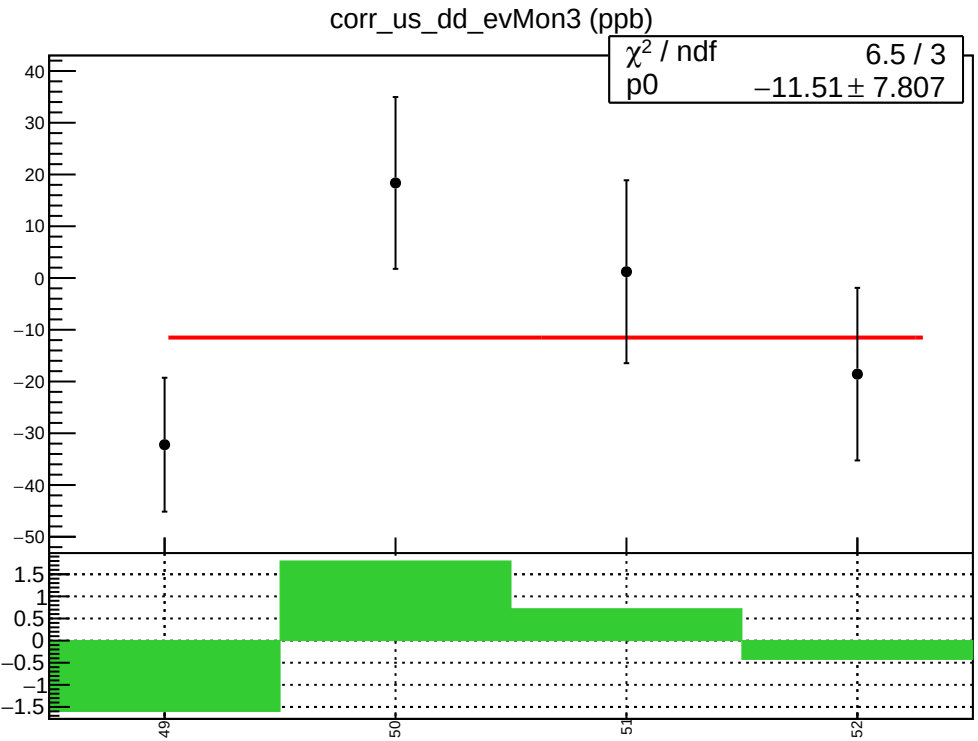
corr_us_dd_evMon3 (ppb)
χ² / ndf 6.5 / 3
p0 −11.51 ± 7.807
40
30
20
10
0
−10
−20
−30
−40
−50
1.5
1
0.5
0
−0.5
−1
−1.5
49
50
51
52

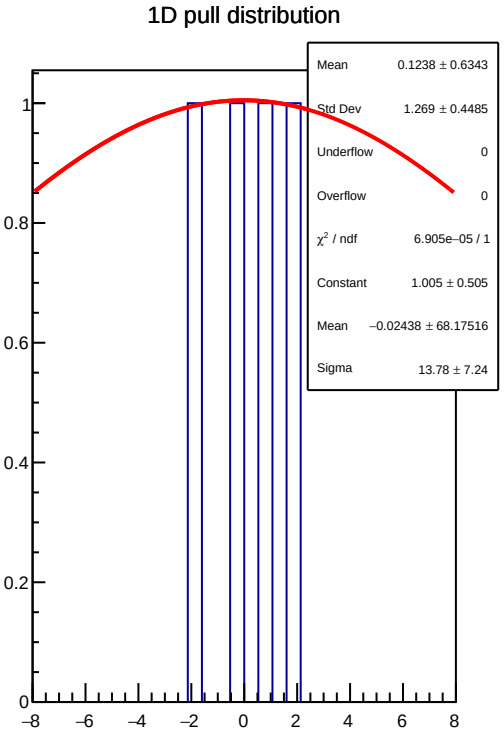
1D pull distribution
Mean 0.1238 ± 0.6343
Std Dev 1.269 ± 0.4485
Underflow 0
Overflow 0
χ² / ndf 6.905e−05 / 1
Constant 1.005 ± 0.505
Mean −0.02438 ± 68.17516
Sigma 13.78 ± 7.24
1
0.8
0.6
0.4
0.2
0
−8
−6
−4
−2
0
2
4
6
8

corr_us_dd_evMon3 RMS (ppm)

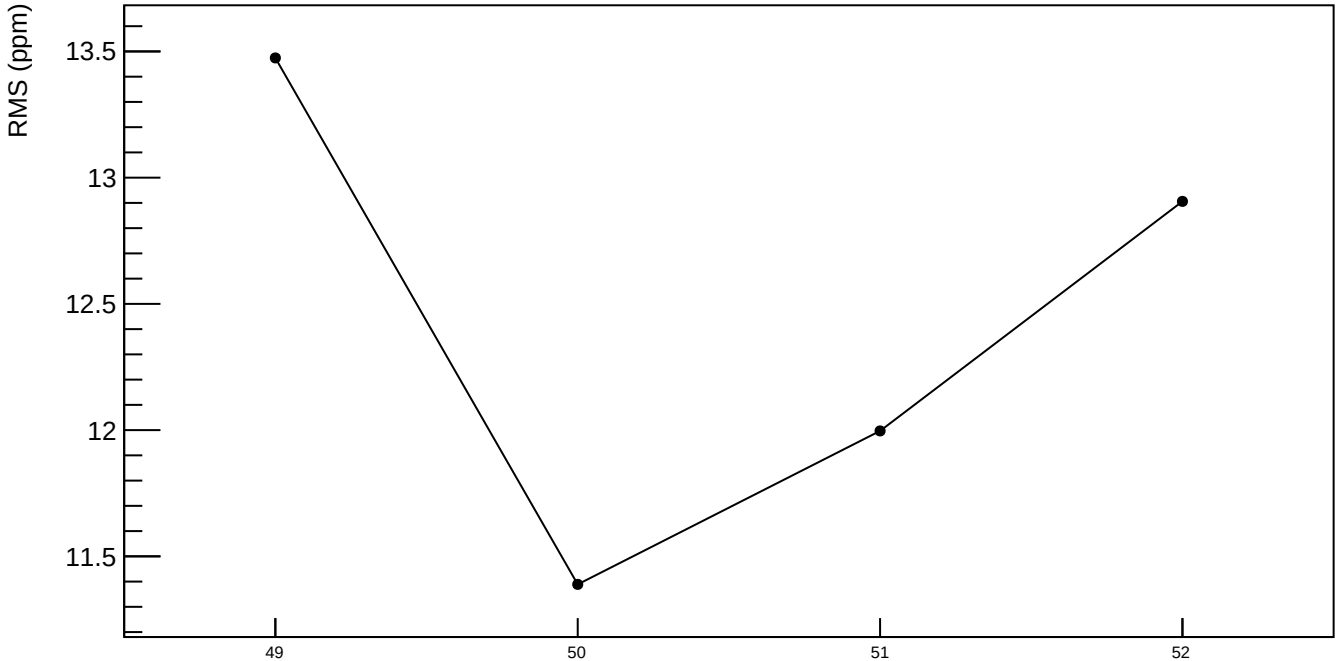

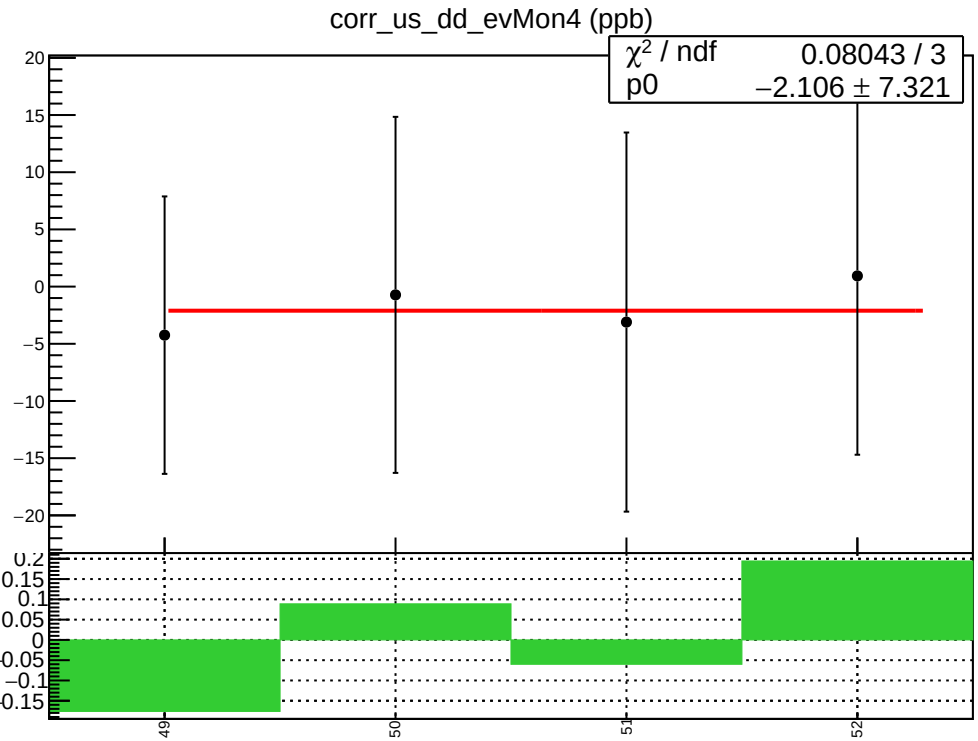
corr_us_dd_evMon4 (ppb)
χ² / ndf 0.08043 / 3
p0 −2.106 ± 7.321
20
15
10
5
0
−5
−10
−15
−20
0.2
0.15
0.1
0.05
0
−0.05
−0.1
−0.15
49
50
51
52

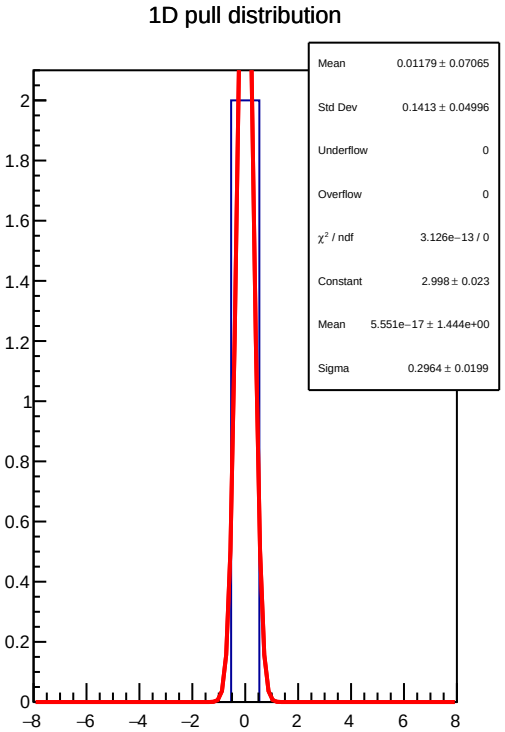
1D pull distribution
Mean 0.01179 ± 0.07065
Std Dev 0.1413 ± 0.04996
Underflow 0
Overflow 0
χ² / ndf 3.126e−13 / 0
Constant 2.998 ± 0.023
Mean 5.551e−17 ± 1.444e+00
Sigma 0.2964 ± 0.0199
2
1.8
1.6
1.4
1.2
1
0.8
0.6
0.4
0.2
0
−8
−6
−4
−2
0
2
4
6
8

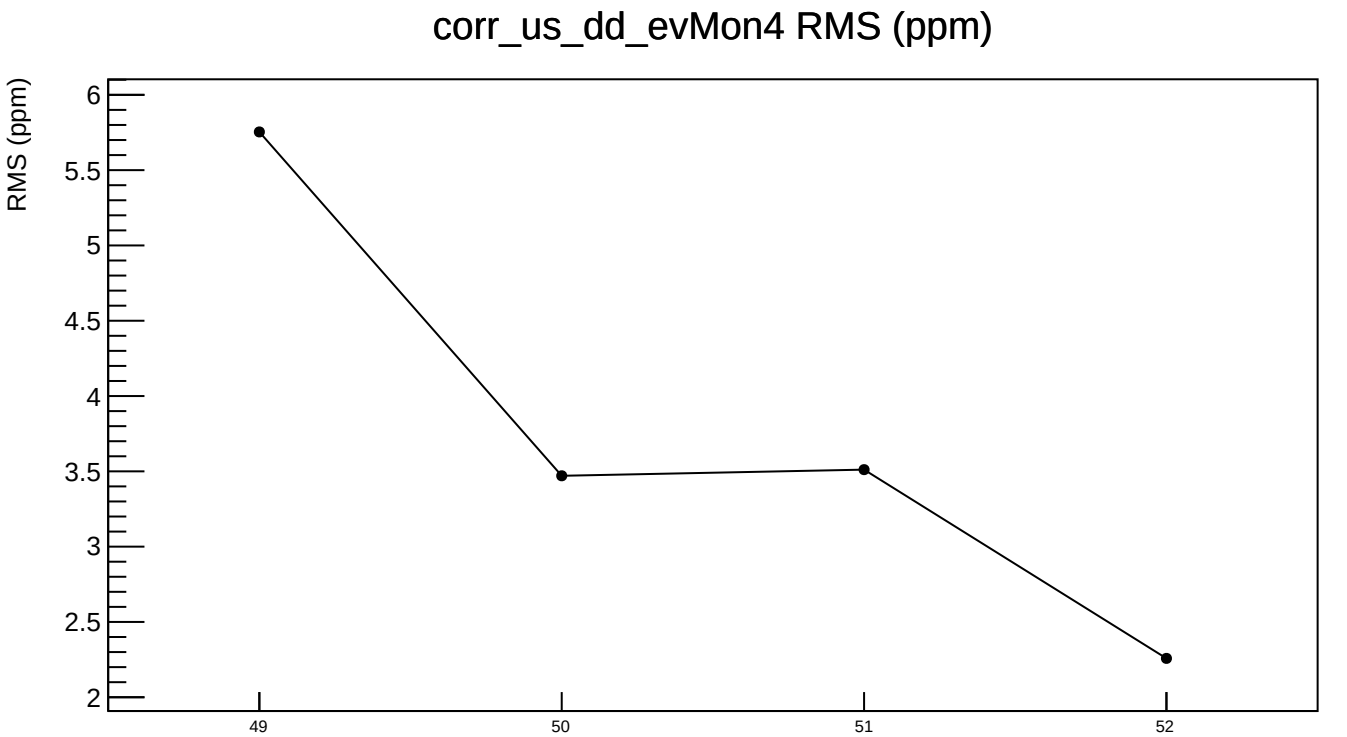
corr_us_dd_evMon4 RMS (ppm)
RMS (ppm)
6
5.5
5
4.5
4
3.5
3
2.5
2
49
50
51
52

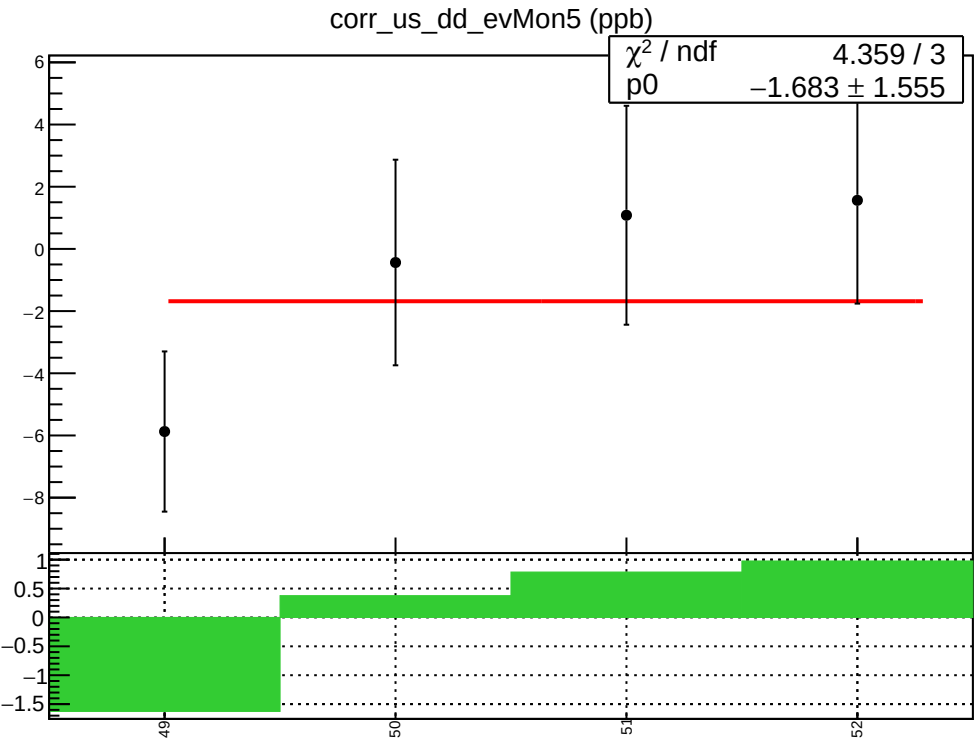
corr_us_dd_evMon5 (ppb)
χ² / ndf 4.359 / 3
p0 −1.683 ± 1.555
6
4
2
0
−2
−4
−6
−8
1
0.5
0
−0.5
−1
−1.5
49
50
51
52

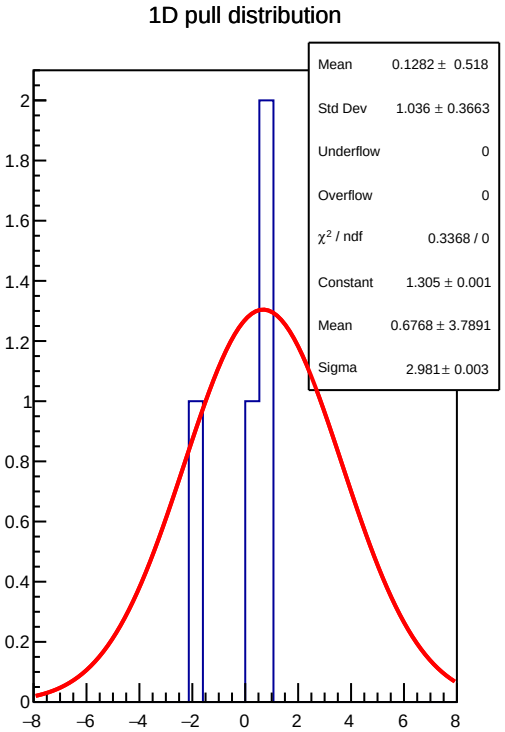
1D pull distribution
Mean 0.1282 ± 0.518
Std Dev 1.036 ± 0.3663
Underflow 0
Overflow 0
χ² / ndf 0.3368 / 0
Constant 1.305 ± 0.001
Mean 0.6768 ± 3.7891
Sigma 2.981 ± 0.003
2
1.8
1.6
1.4
1.2
1
0.8
0.6
0.4
0.2
0
−8
−6
−4
−2
0
2
4
6
8

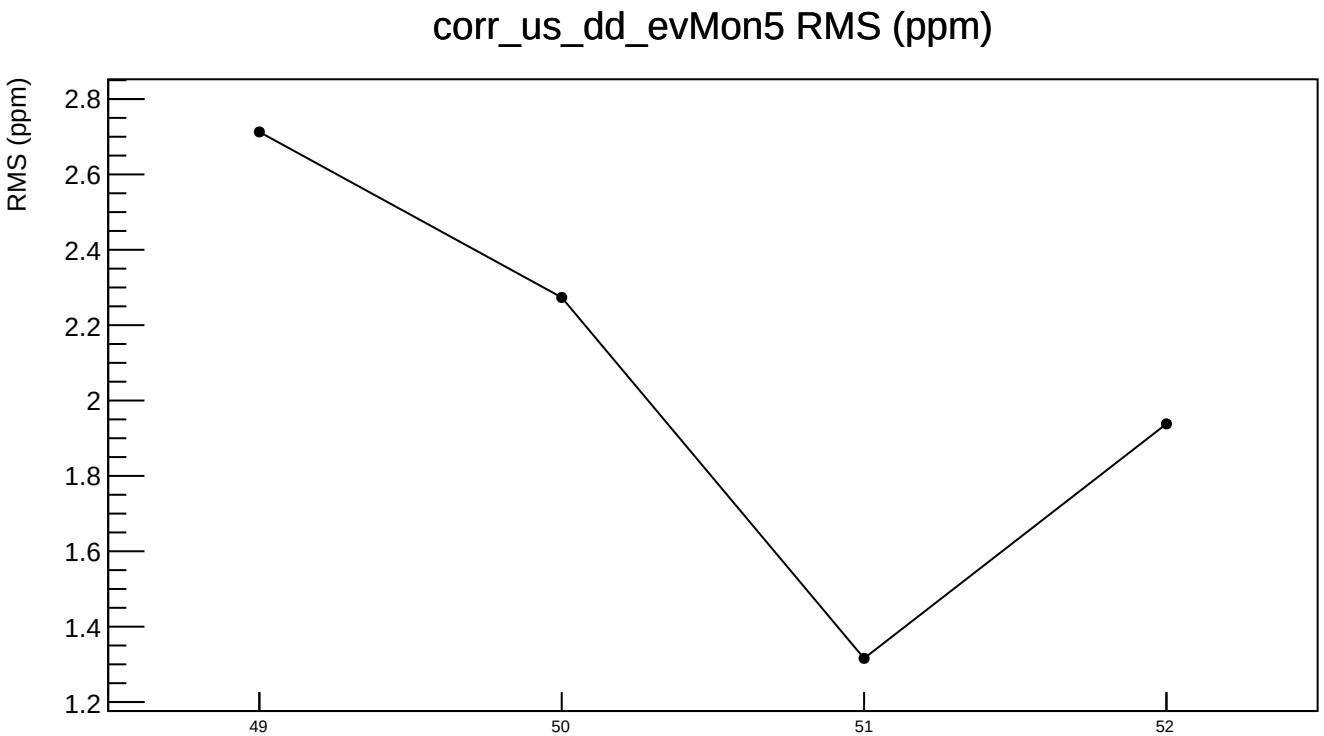
corr_us_dd_evMon5 RMS (ppm)
RMS (ppm)
2.8
2.6
2.4
2.2
2
1.8
1.6
1.4
1.2
49
50
51
52

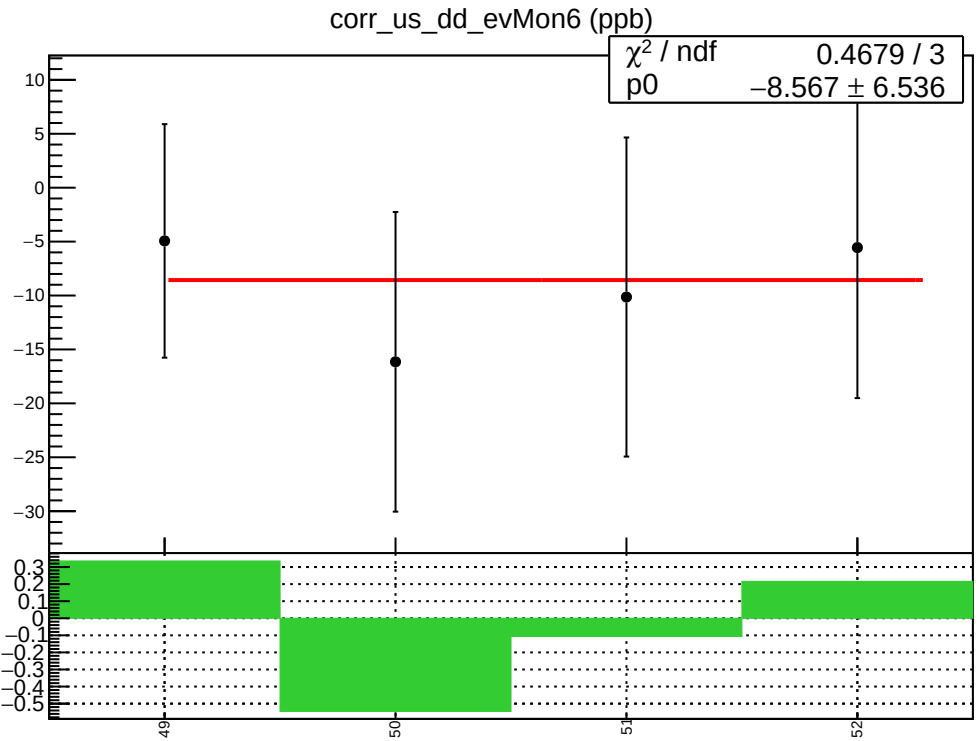
corr_us_dd_evMon6 (ppb)
χ² / ndf 0.4679 / 3
p0 −8.567 ± 6.536
10
5
0
−5
−10
−15
−20
−25
−30
0.3
0.2
0.1
0
−0.1
−0.2
−0.3
−0.4
−0.5
49
50
51
52

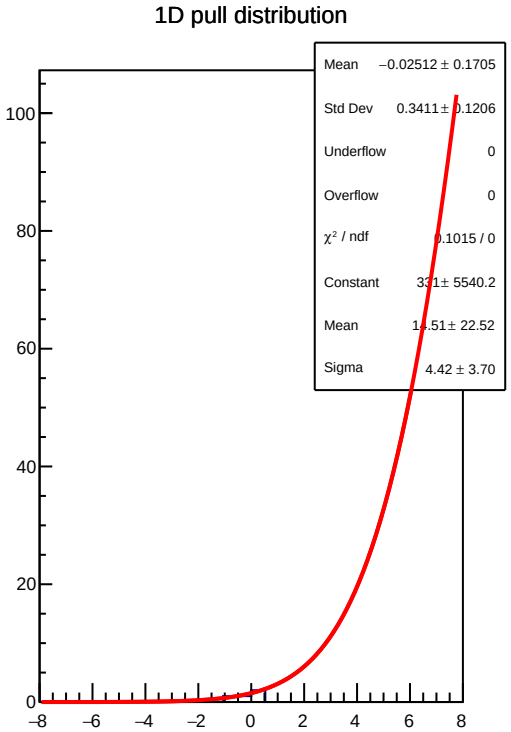
1D pull distribution
Mean −0.02512 ± 0.1705
Std Dev 0.3411 ± 0.1206
Underflow 0
Overflow 0
χ² / ndf 0.1015 / 0
Constant 331 ± 5540.2
Mean 1.51 ± 22.52
Sigma 4.42 ± 3.70
100
80
60
40
20
0
−8
−6
−4
−2
0
2
4
6
8

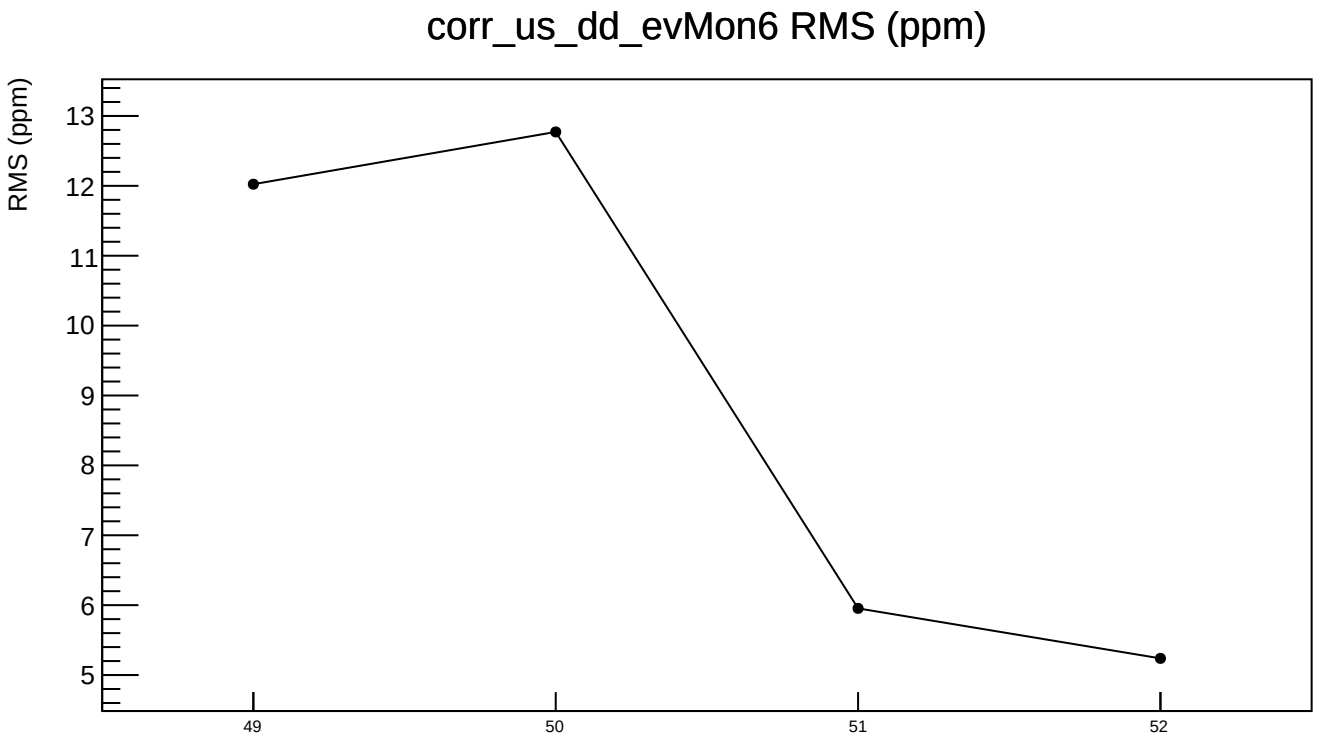
corr_us_dd_evMon6 RMS (ppm)
RMS (ppm)
13
12
11
10
9
8
7
6
5
49
50
51
52

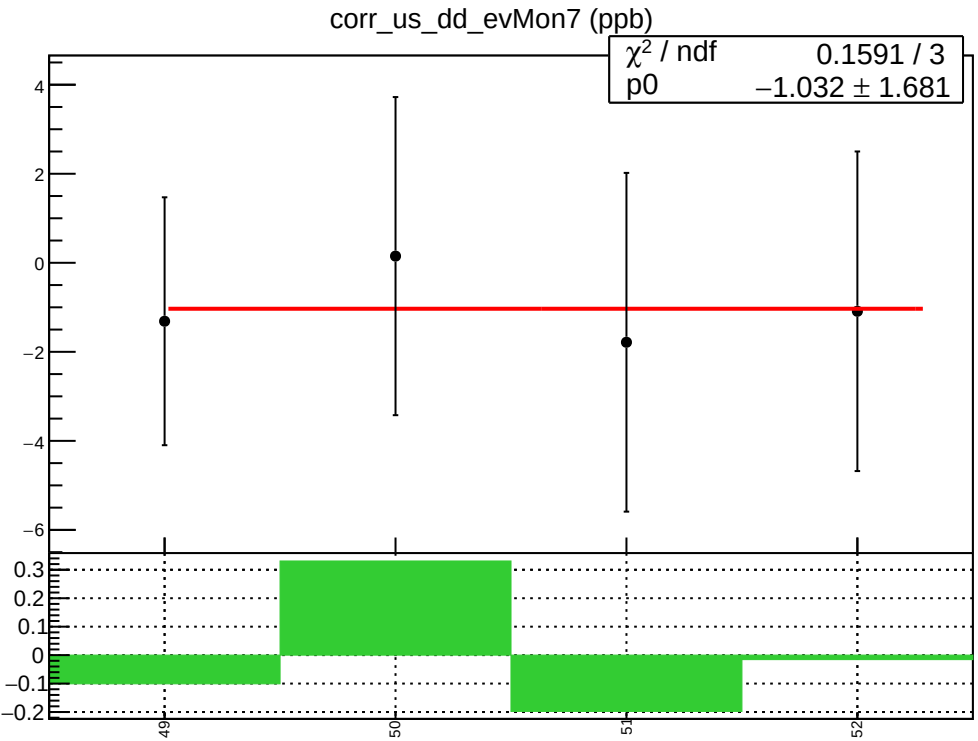
corr_us_dd_evMon7 (ppb)
χ^2 / ndf 0.1591 / 3
p0 −1.032 ± 1.681
4
2
0
−2
−4
−6
0.3
0.2
0.1
0
−0.1
−0.2
49
50
51
52

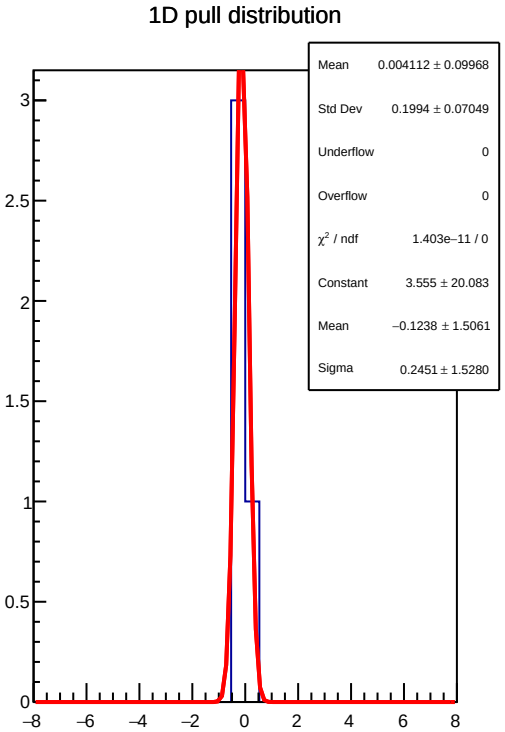
1D pull distribution
Mean 0.004112 ± 0.09968
Std Dev 0.1994 ± 0.07049
Underflow 0
Overflow 0
χ^2 / ndf 1.403e−11 / 0
Constant 3.555 ± 20.083
Mean −0.1238 ± 1.5061
Sigma 0.2451 ± 1.5280
3
2.5
2
1.5
1
0.5
0
−8
−6
−4
−2
0
2
4
6
8

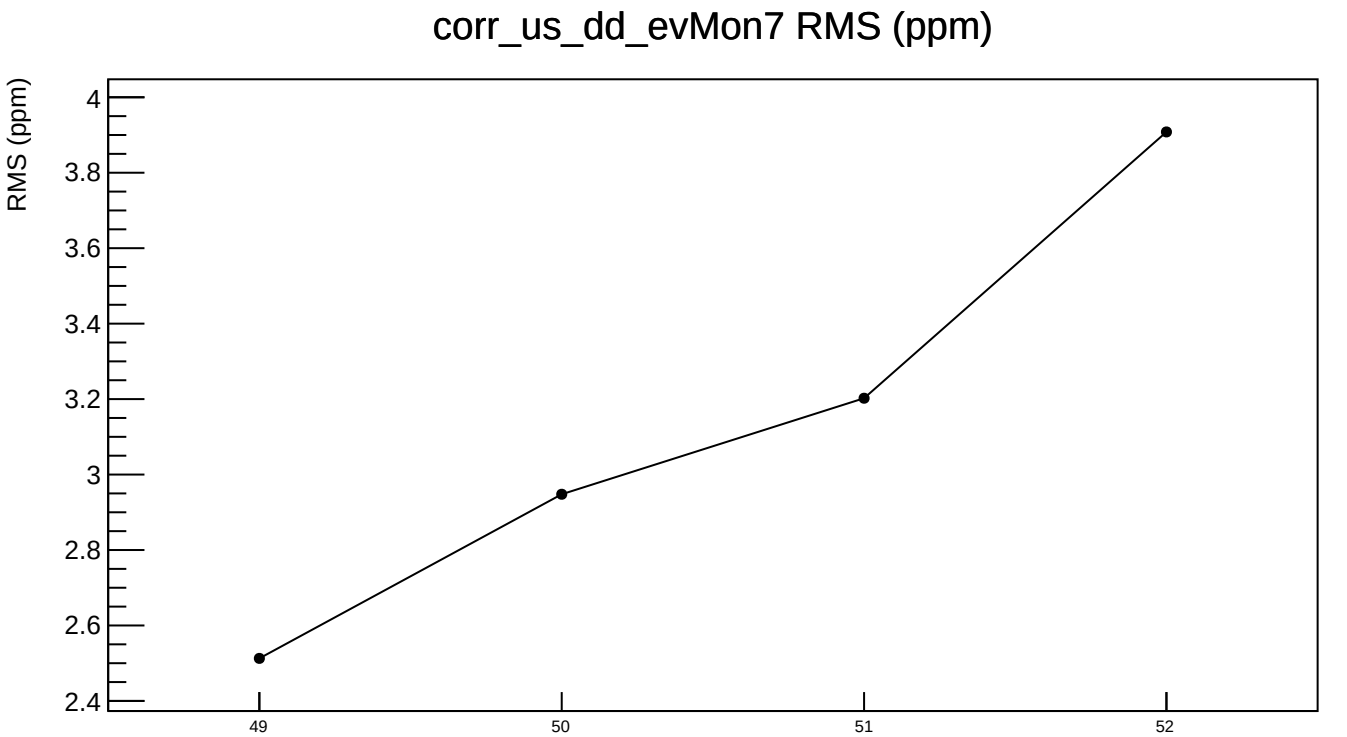
corr_us_dd_evMon7 RMS (ppm)
RMS (ppm)
4
3.8
3.6
3.4
3.2
3
2.8
2.6
2.4
49
50
51
52

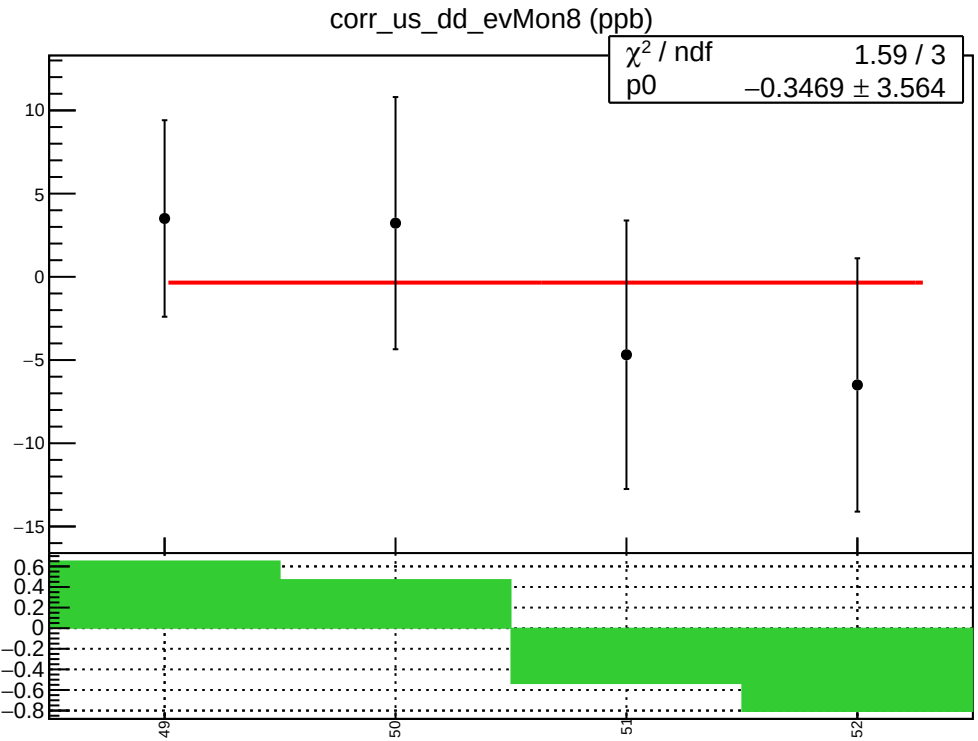
corr_us_dd_evMon8 (ppb)
χ² / ndf 1.59 / 3
p0 −0.3469 ± 3.564
10
5
0
−5
−10
−15
0.6
0.4
0.2
0
−0.2
−0.4
−0.6
−0.8
49
50
51
52

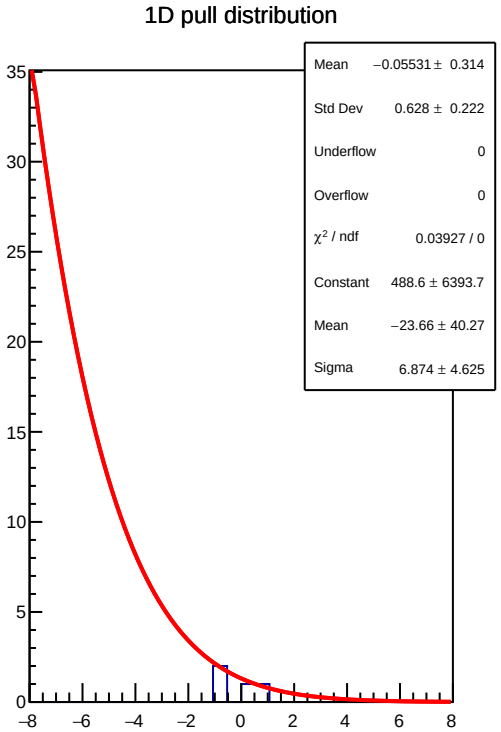
1D pull distribution
Mean −0.05531 ± 0.314
Std Dev 0.628 ± 0.222
Underflow 0
Overflow 0
χ² / ndf 0.03927 / 0
Constant 488.6 ± 6393.7
Mean −23.66 ± 40.27
Sigma 6.874 ± 4.625
35
30
25
20
15
10
5
0
−8
−6
−4
−2
0
2
4
6
8

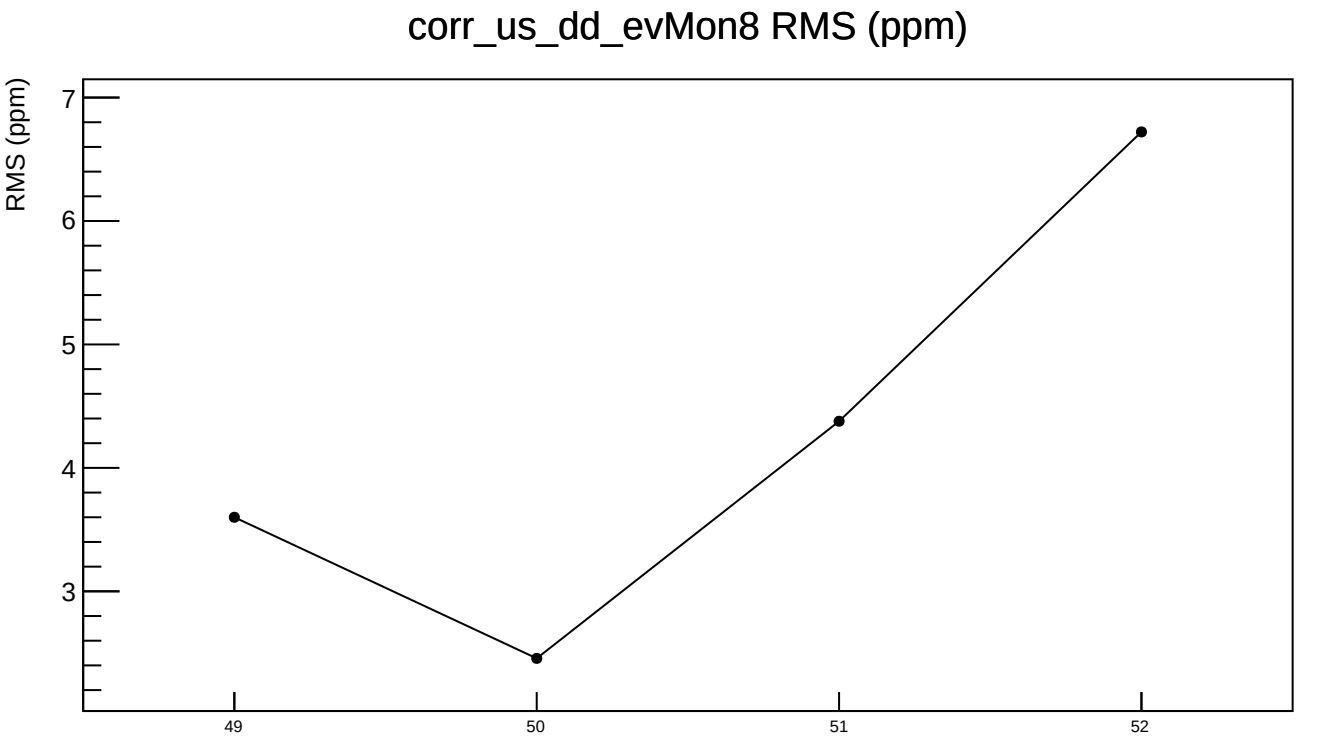
corr_us_dd_evMon8 RMS (ppm)
RMS (ppm)
7
6
5
4
3
49
50
51
52

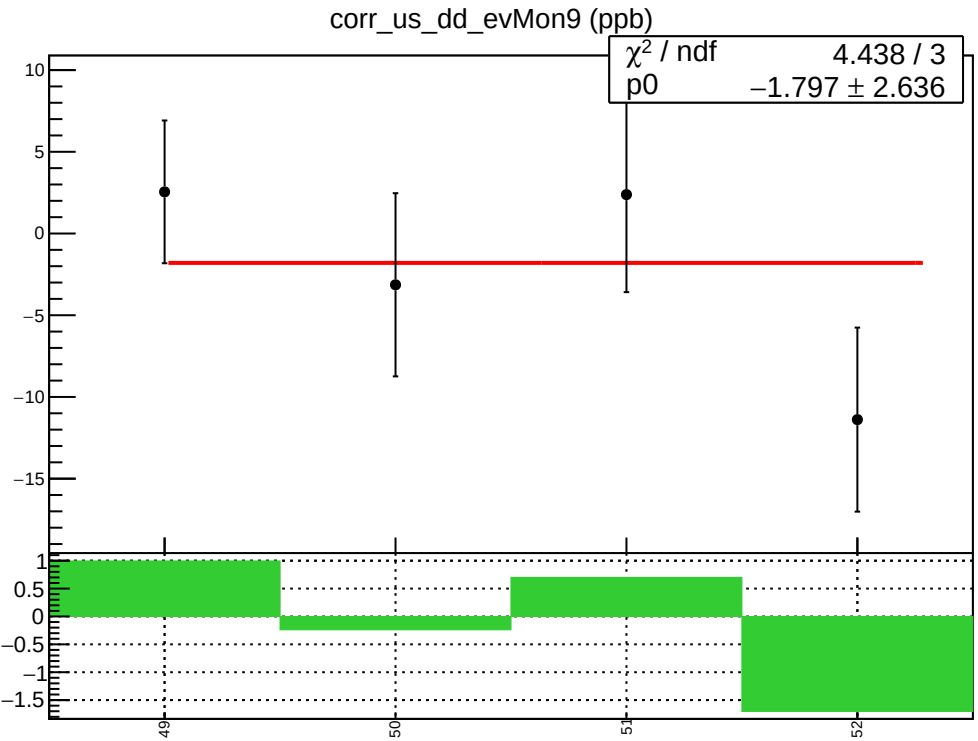
corr_us_dd_evMon9 (ppb)
χ² / ndf 4.438 / 3
p0 −1.797 ± 2.636
10
5
0
−5
−10
−15
1
0.5
0
−0.5
−1
−1.5
49
50
51
52

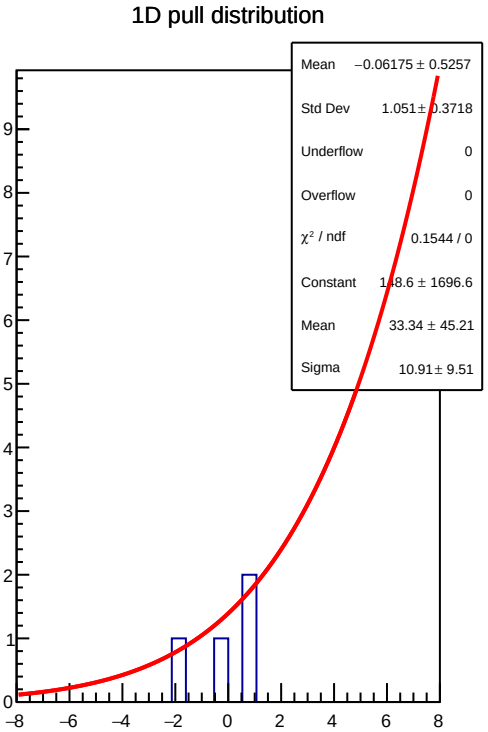
1D pull distribution
Mean −0.06175 ± 0.5257
Std Dev 1.051± 0.3718
Underflow 0
Overflow 0
χ² / ndf 0.1544 / 0
Constant 1.48.6 ± 1696.6
Mean 33.34 ± 45.21
Sigma 10.91± 9.51
9
8
7
6
5
4
3
2
1
0
−8
−6
−4
−2
0
2
4
6
8

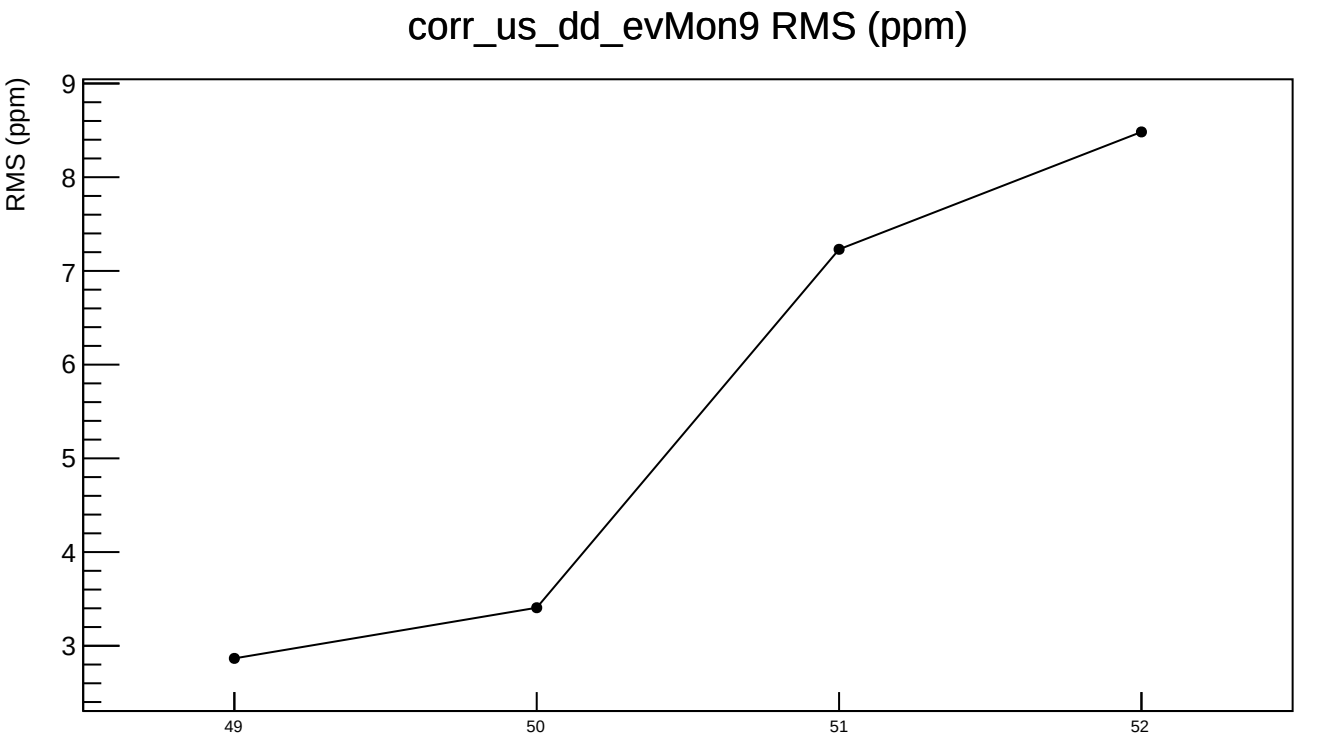
corr_us_dd_evMon9 RMS (ppm)
RMS (ppm)
9
8
7
6
5
4
3
49
50
51
52

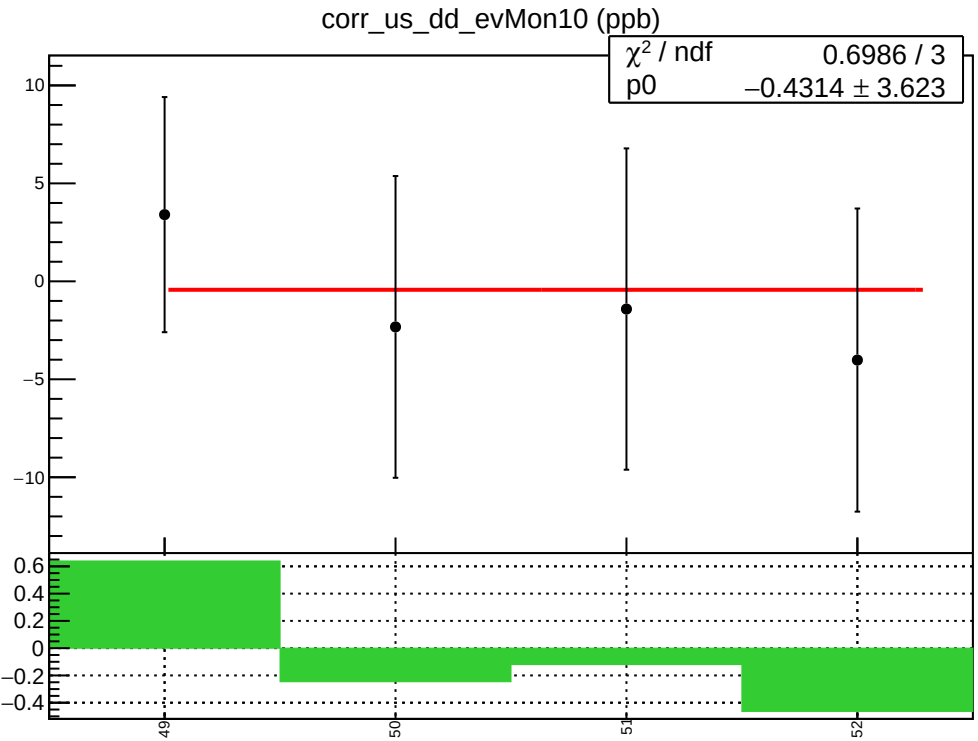
corr_us_dd_evMon10 (ppb)
χ² / ndf 0.6986 / 3
p0 −0.4314 ± 3.623
10
5
0
−5
−10
0.6
0.4
0.2
0
−0.2
−0.4
49
50
51
52

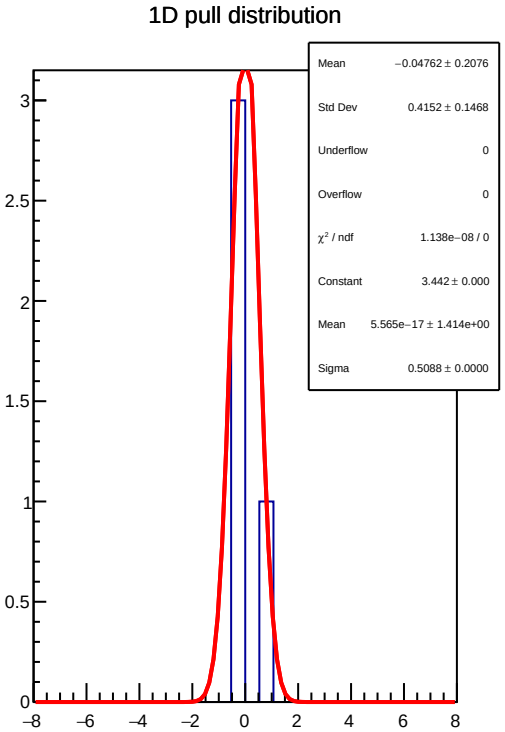
1D pull distribution
Mean −0.04762 ± 0.2076
Std Dev 0.4152 ± 0.1468
Underflow 0
Overflow 0
χ² / ndf 1.138e−08 / 0
Constant 3.442 ± 0.000
Mean 5.565e−17 ± 1.414e+00
Sigma 0.5088 ± 0.0000
3
2.5
2
1.5
1
0.5
0
−8
−6
−4
−2
0
2
4
6
8

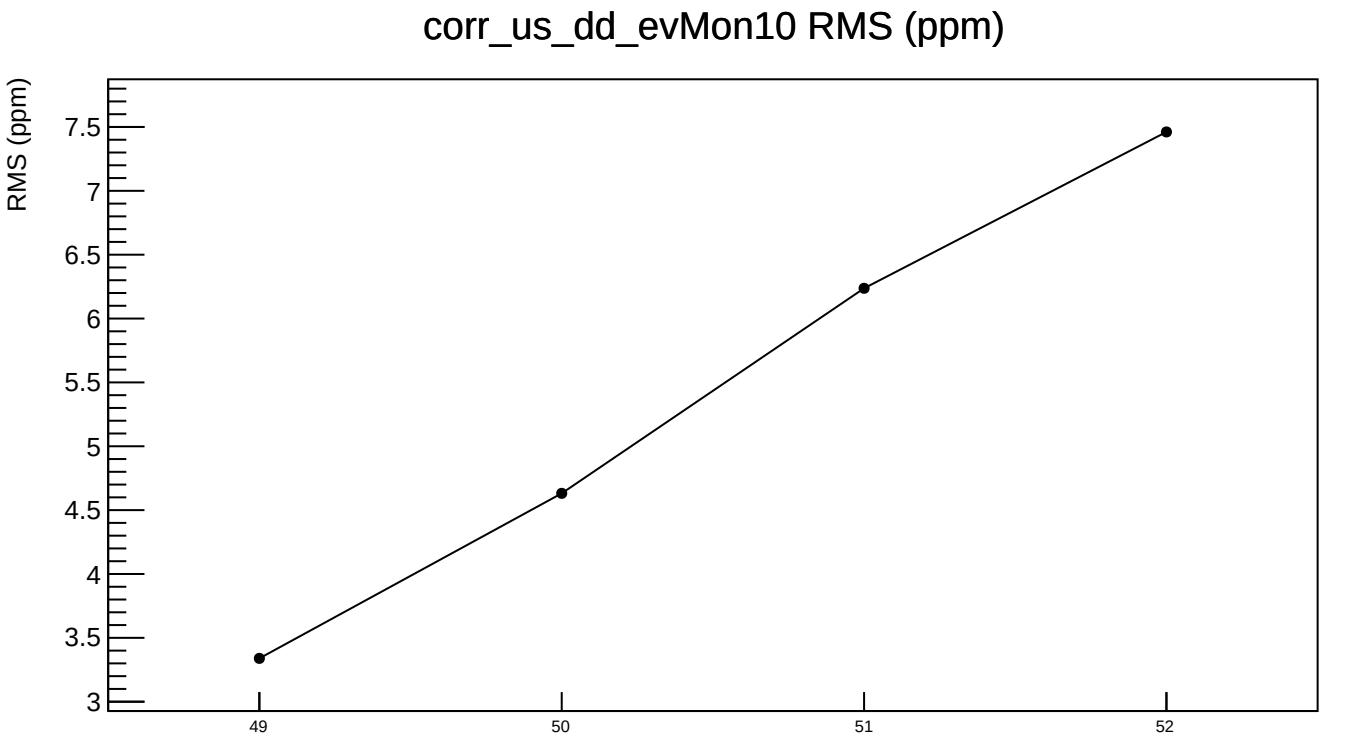
corr_us_dd_evMon10 RMS (ppm)
RMS (ppm)
7.5
7
6.5
6
5.5
5
4.5
4
3.5
3
49
50
51
52

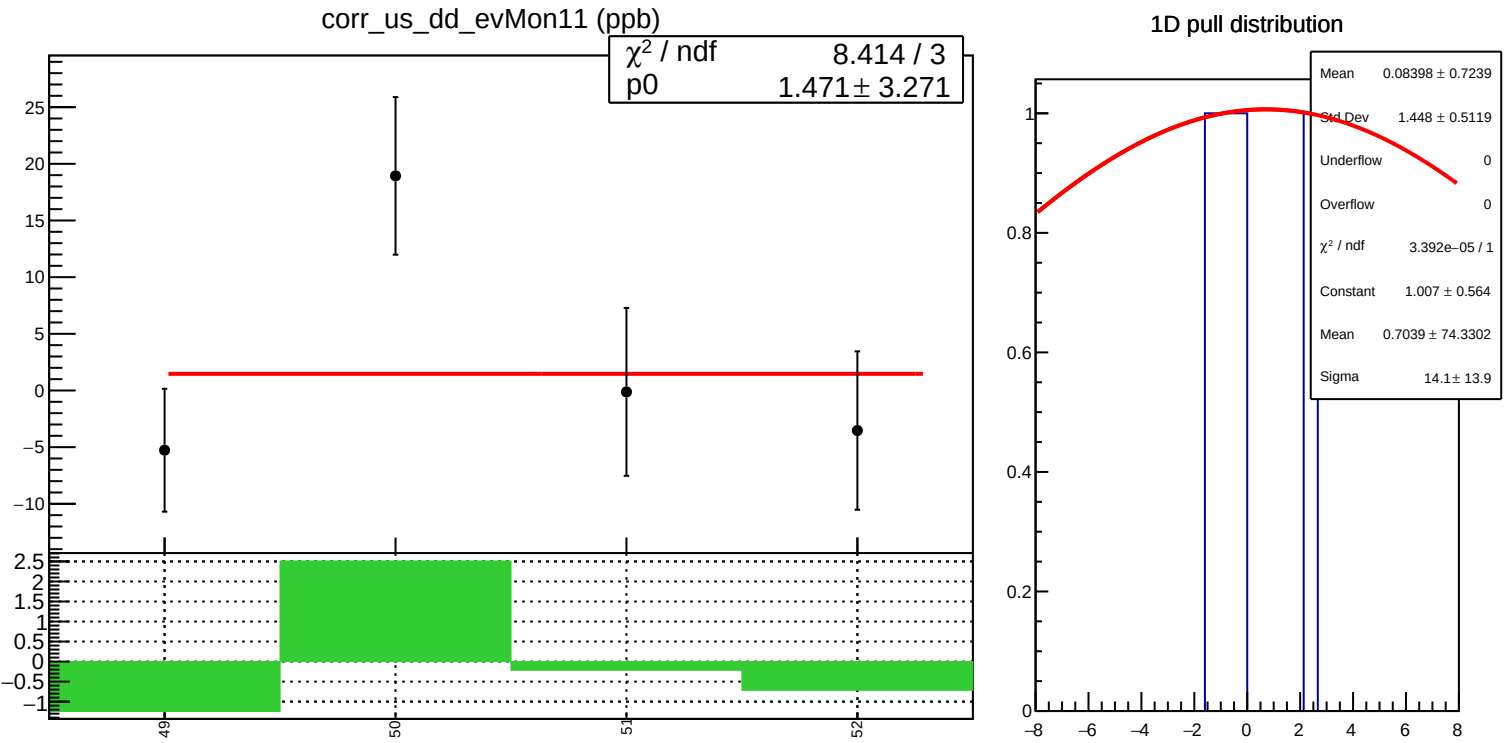
corr_us_dd_evMon11 (ppb)
χ² / ndf 8.414 / 3
p0 1.471 ± 3.271
1D pull distribution
Mean 0.08398 ± 0.7239
Std Dev 1.448 ± 0.5119
Underflow 0
Overflow 0
χ² / ndf 3.392e−05 / 1
Constant 1.007 ± 0.564
Mean 0.7039 ± 74.3302
Sigma 14.1 ± 13.9

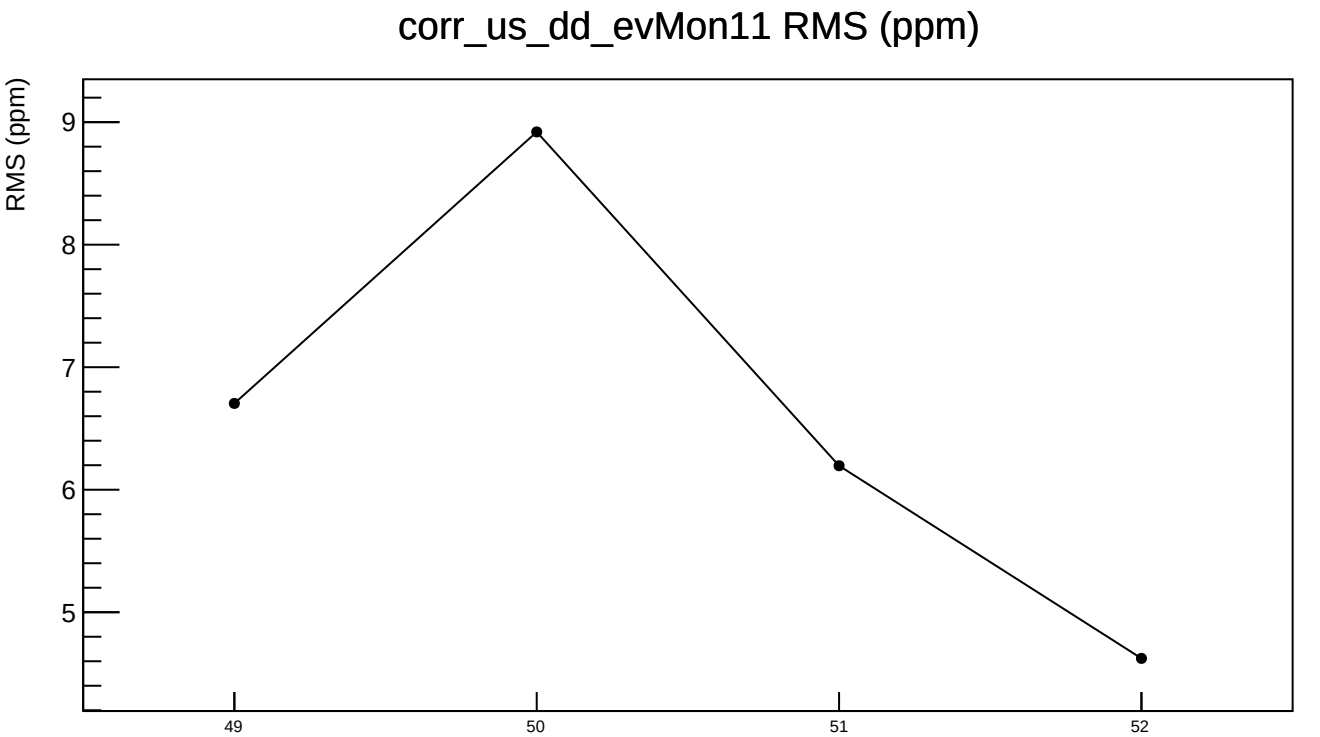
corr_us_dd_evMon11 RMS (ppm)
RMS (ppm)
9
8
7
6
5
49
50
51
52

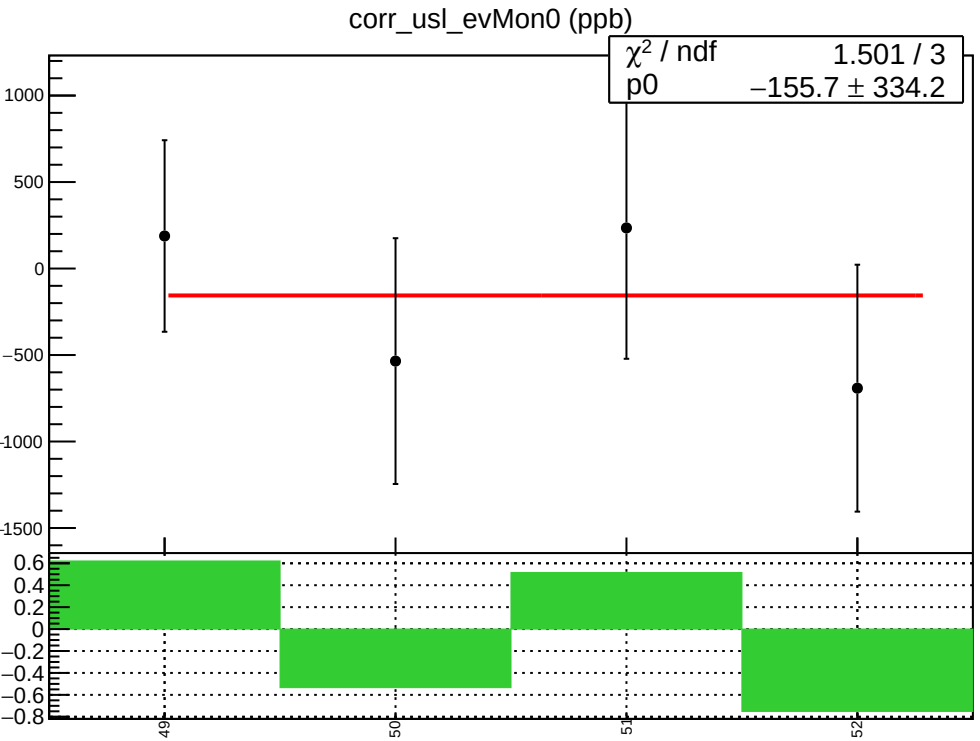
corr_usl_evMon0 (ppb)
χ² / ndf 1.501 / 3
p0 −155.7 ± 334.2
1000
500
0
−500
−1000
−1500
0.6
0.4
0.2
0
−0.2
−0.4
−0.6
−0.8
49
50
51
52

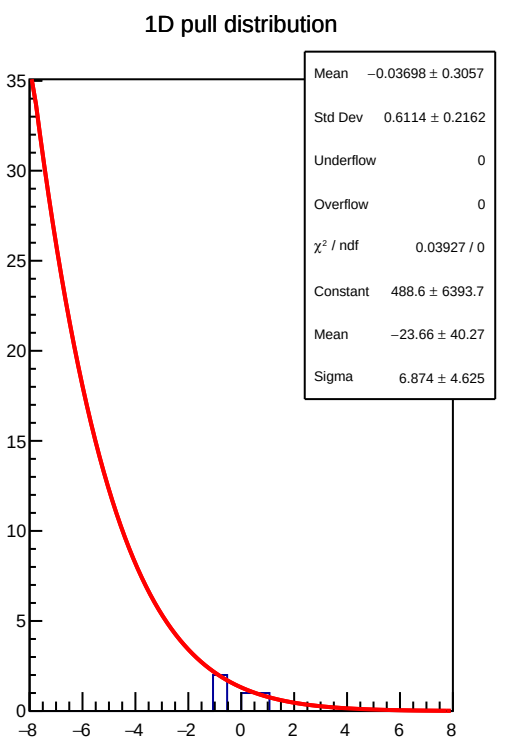
1D pull distribution
Mean −0.03698 ± 0.3057
Std Dev 0.6114 ± 0.2162
Underflow 0
Overflow 0
χ² / ndf 0.03927 / 0
Constant 488.6 ± 6393.7
Mean −23.66 ± 40.27
Sigma 6.874 ± 4.625
35
30
25
20
15
10
5
0
−8
−6
−4
−2
0
2
4
6
8

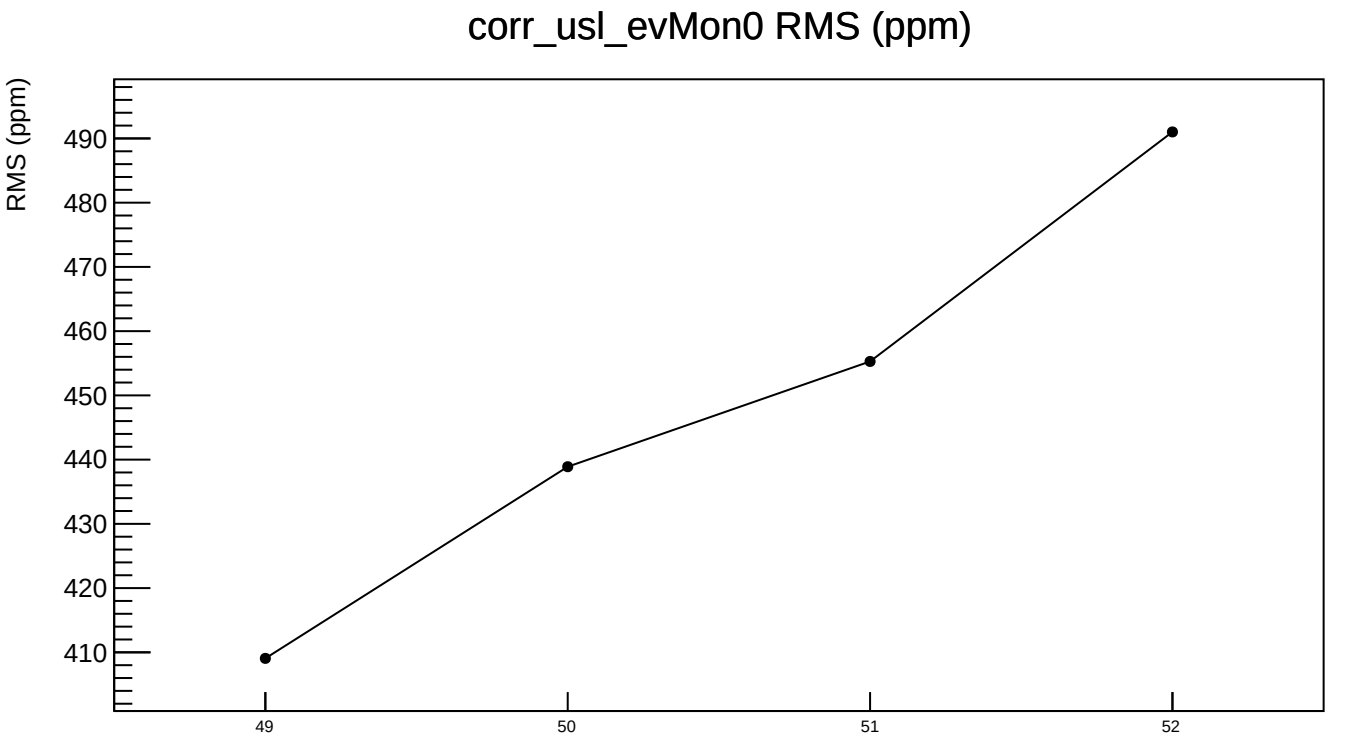
corr_usl_evMon0 RMS (ppm)
RMS (ppm)
490
480
470
460
450
440
430
420
410
49
50
51
52

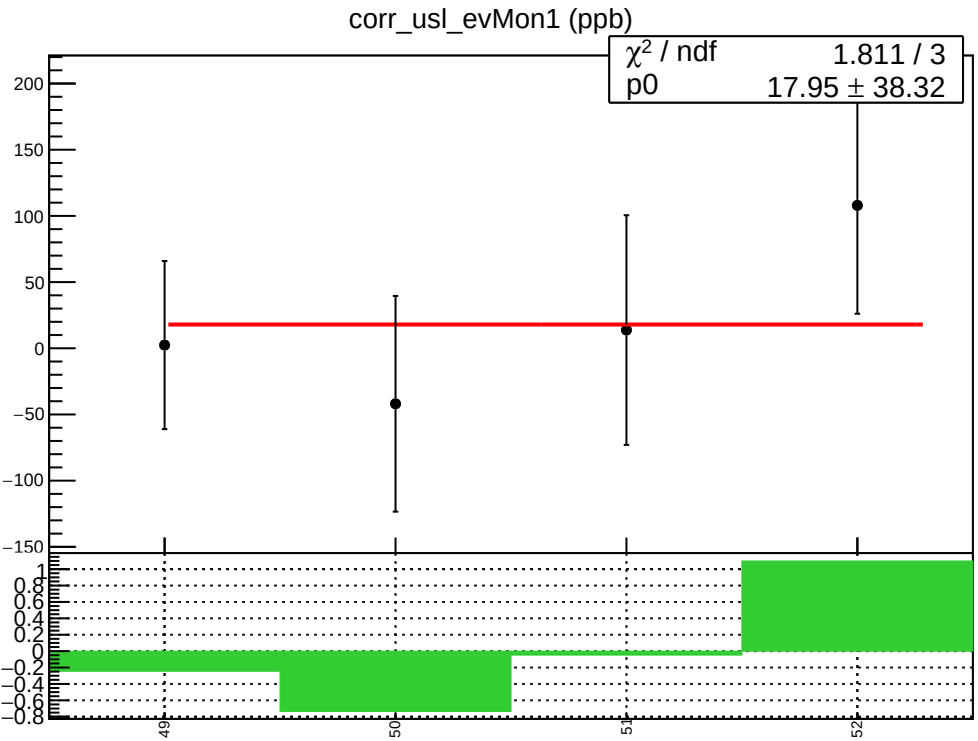
corr_usl_evMon1 (ppb)
χ² / ndf 1.811 / 3
p0 17.95 ± 38.32
200
150
100
50
0
−50
−100
−150
1
0.8
0.6
0.4
0.2
0
−0.2
−0.4
−0.6
−0.8
49
50
51
52

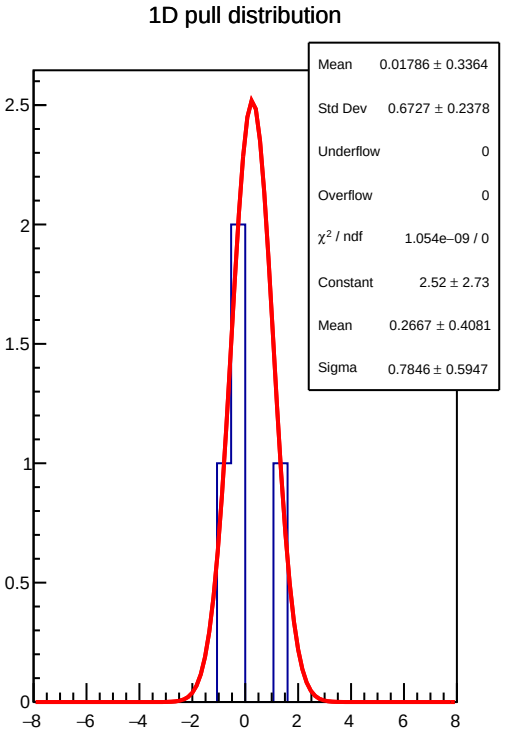
1D pull distribution
Mean 0.01786 ± 0.3364
Std Dev 0.6727 ± 0.2378
Underflow 0
Overflow 0
χ² / ndf 1.054e−09 / 0
Constant 2.52 ± 2.73
Mean 0.2667 ± 0.4081
Sigma 0.7846 ± 0.5947
2.5
2
1.5
1
0.5
0
−8
−6
−4
−2
0
2
4
6
8

corr_usl_evMon1 RMS (ppm)

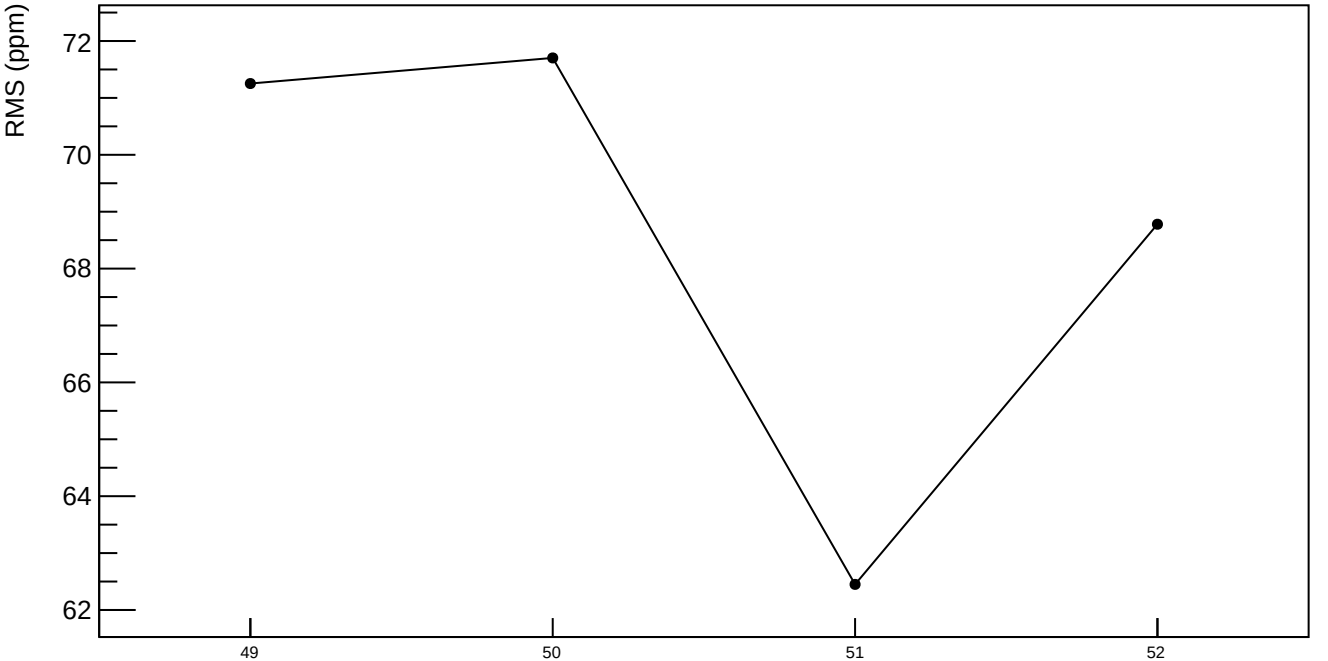

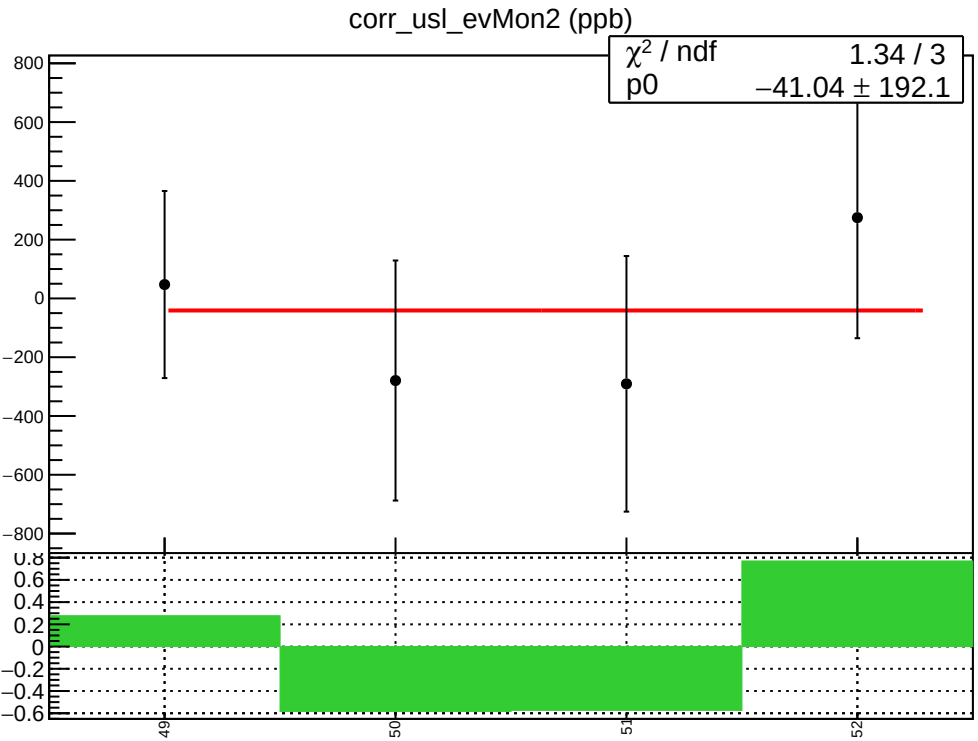
corr_usl_evMon2 (ppb)
χ² / ndf 1.34 / 3
p0 −41.04 ± 192.1
800
600
400
200
0
−200
−400
−600
−800
0.8
0.6
0.4
0.2
0
−0.2
−0.4
−0.6
49
50
51
52

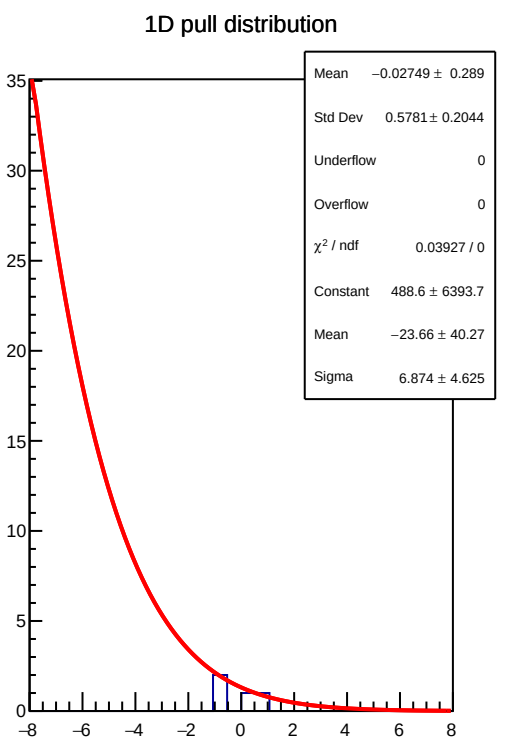
1D pull distribution
Mean −0.02749 ± 0.289
Std Dev 0.5781 ± 0.2044
Underflow 0
Overflow 0
χ² / ndf 0.03927 / 0
Constant 488.6 ± 6393.7
Mean −23.66 ± 40.27
Sigma 6.874 ± 4.625
35
30
25
20
15
10
5
0
−8
−6
−4
−2
0
2
4
6
8

corr_usl_evMon2 RMS (ppm)

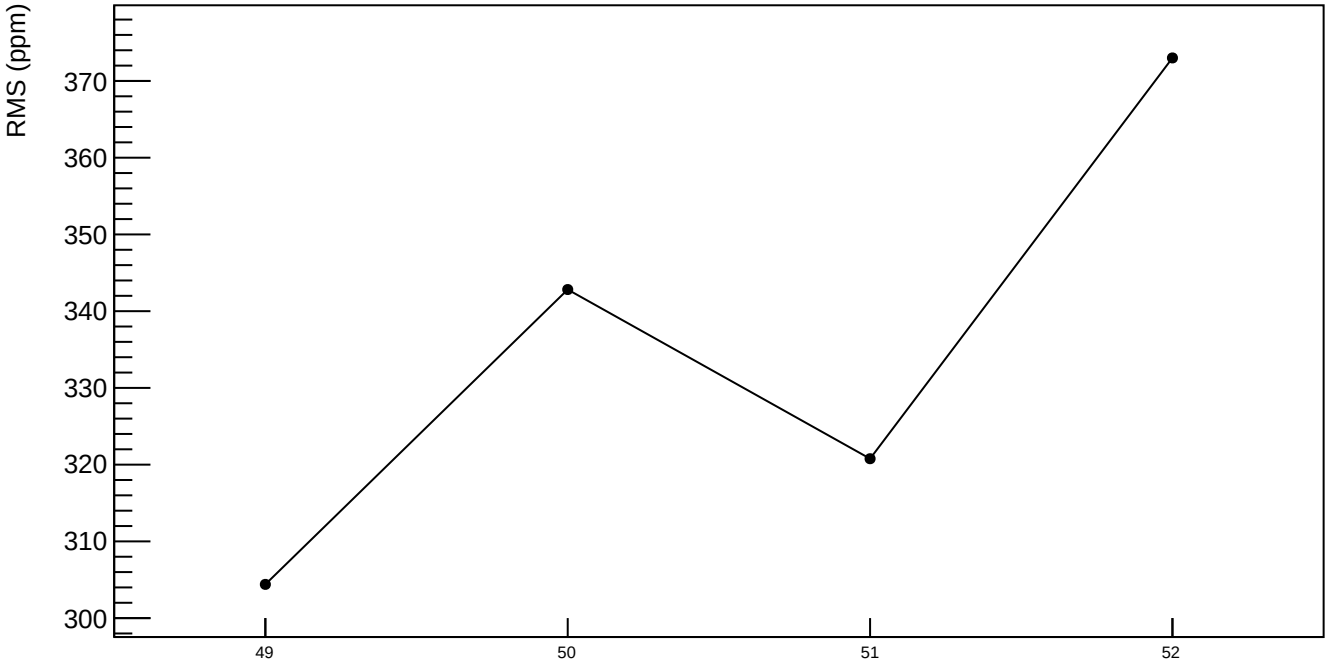

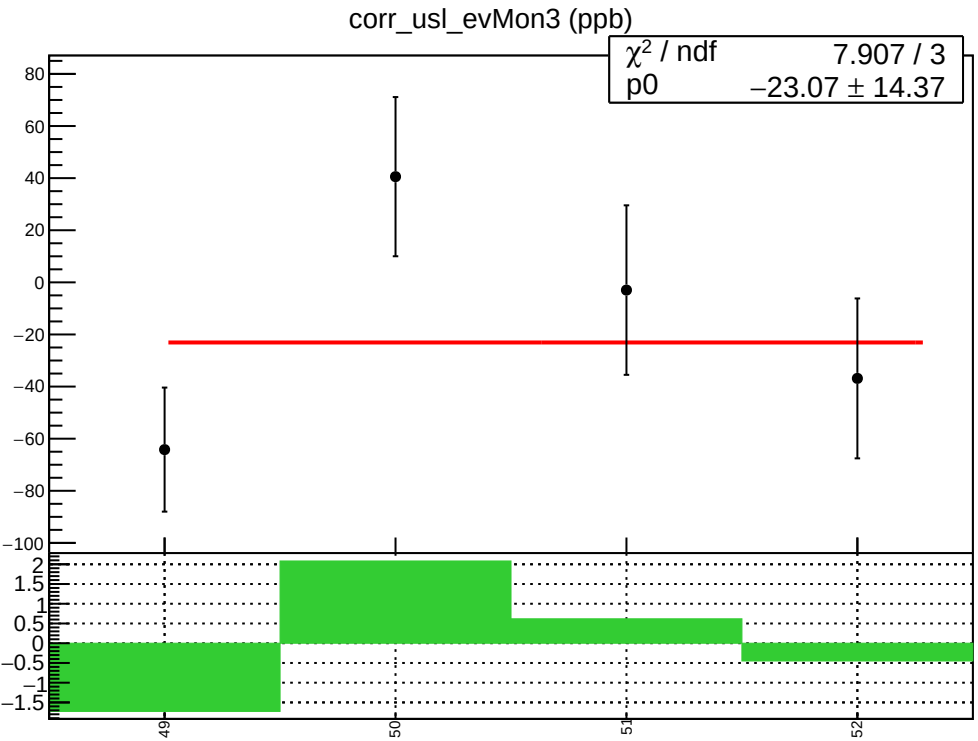
corr_usl_evMon3 (ppb)
χ² / ndf 7.907 / 3
p0 −23.07 ± 14.37
80
60
40
20
0
−20
−40
−60
−80
−100
2
1.5
1
0.5
0
−0.5
−1
−1.5
49
50
51
52

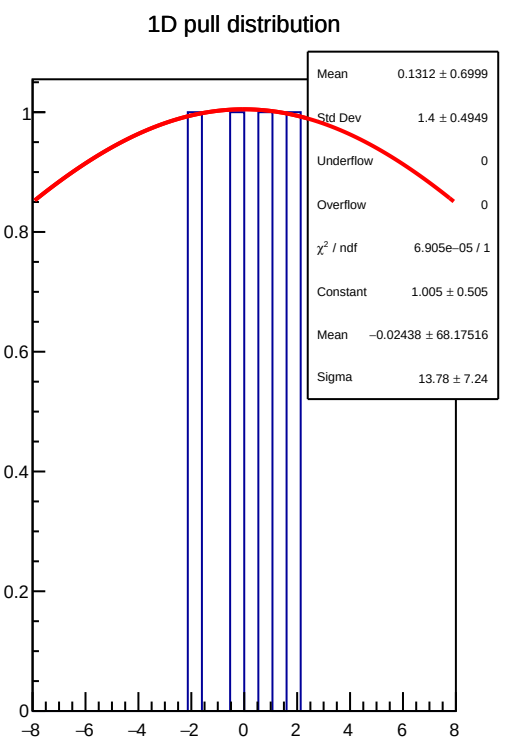
1D pull distribution
Mean 0.1312 ± 0.6999
Std Dev 1.4 ± 0.4949
Underflow 0
Overflow 0
χ² / ndf 6.905e−05 / 1
Constant 1.005 ± 0.505
Mean −0.02438 ± 68.17516
Sigma 13.78 ± 7.24
1
0.8
0.6
0.4
0.2
0
−8
−6
−4
−2
0
2
4
6
8

corr_usl_evMon3 RMS (ppm)

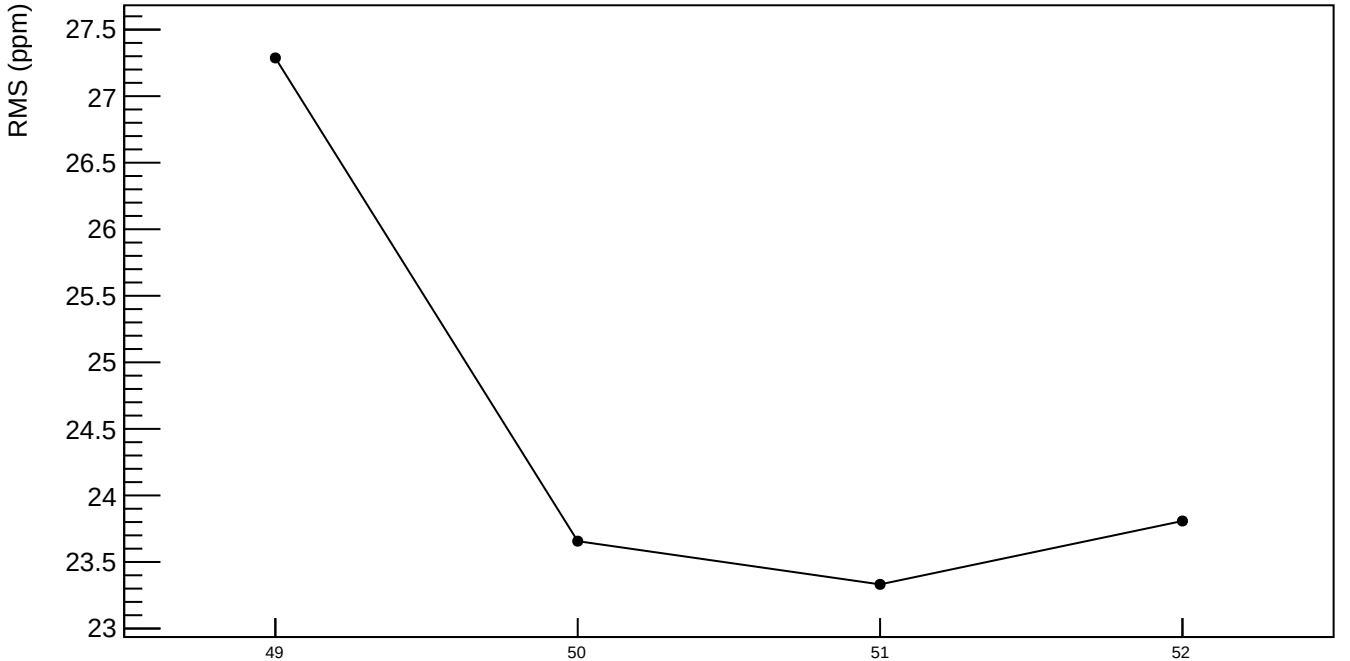

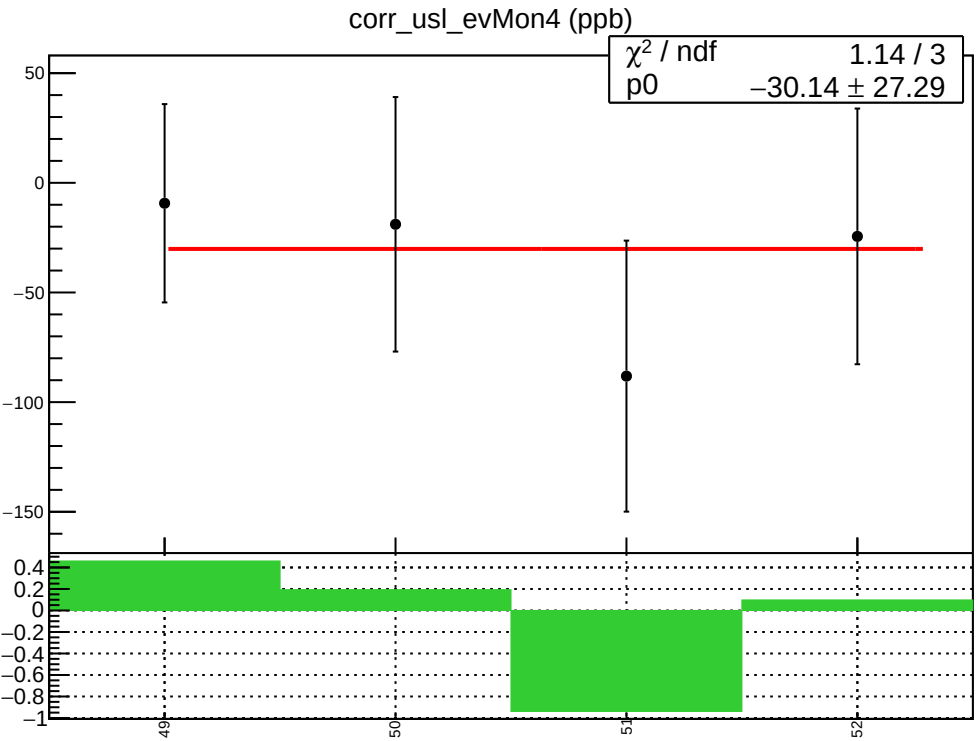
corr_usl_evMon4 (ppb)
χ² / ndf 1.14 / 3
p0 −30.14 ± 27.29
50
0
−50
−100
−150
0.4
0.2
0
−0.2
−0.4
−0.6
−0.8
−1
49
50
51
52

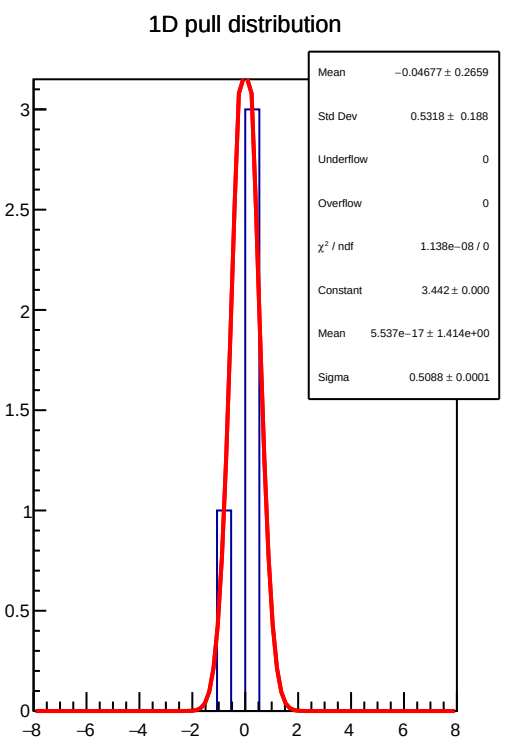
1D pull distribution
Mean −0.04677 ± 0.2659
Std Dev 0.5318 ± 0.188
Underflow 0
Overflow 0
χ² / ndf 1.138e−08 / 0
Constant 3.442 ± 0.000
Mean 5.537e−17 ± 1.414e+00
Sigma 0.5088 ± 0.0001
3
2.5
2
1.5
1
0.5
0
−8
−6
−4
−2
0
2
4
6
8

corr_usl_evMon4 RMS (ppm)

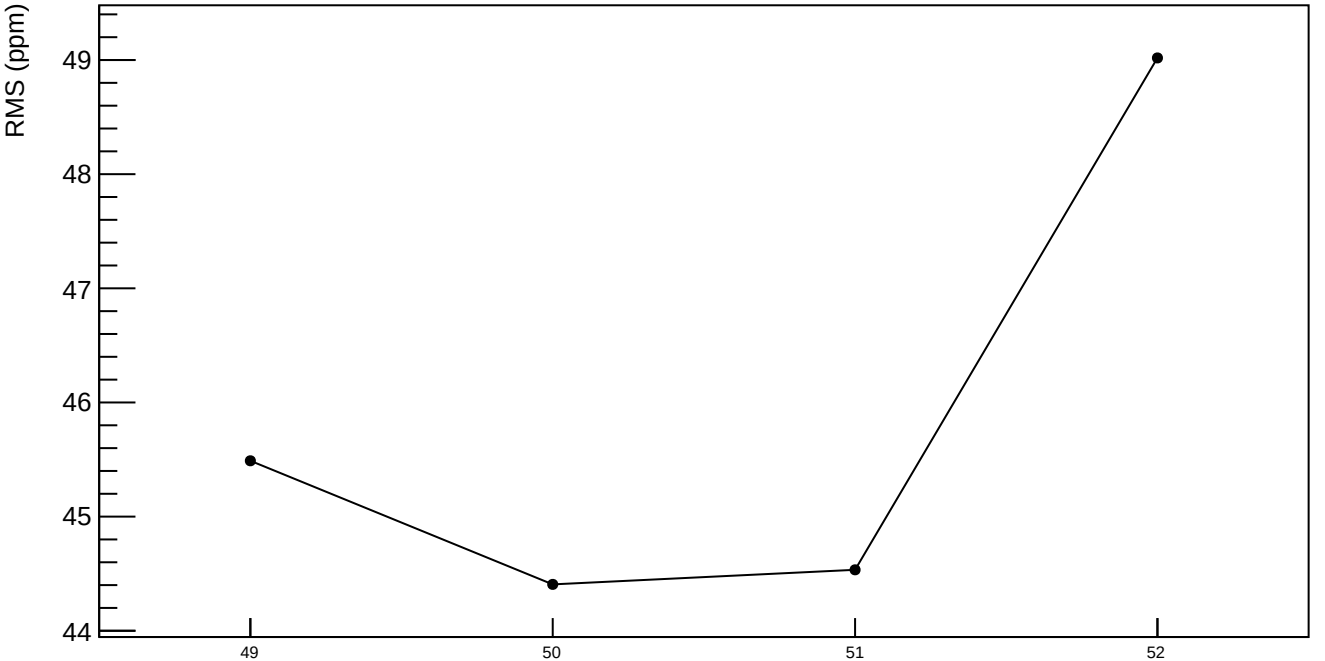

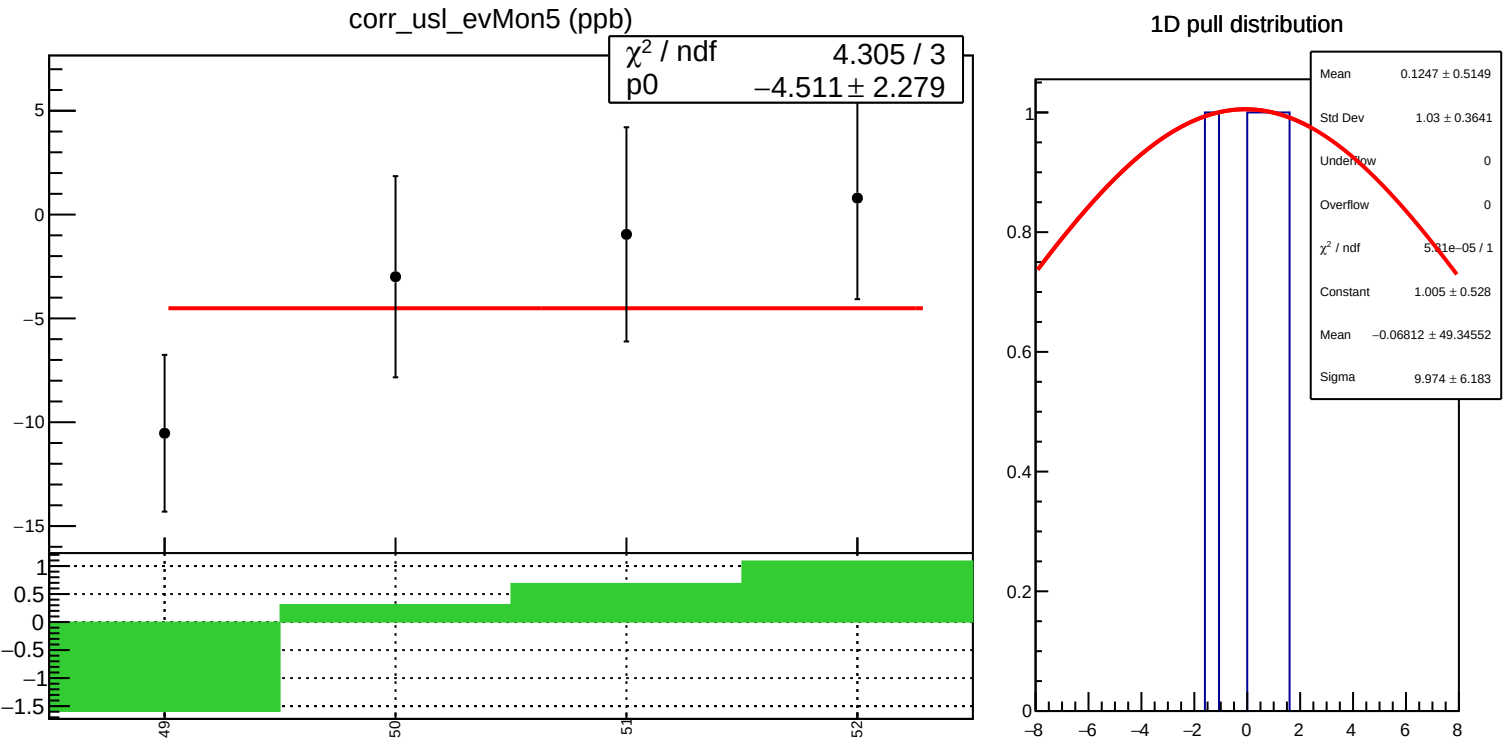
corr_usl_evMon5 (ppb)
χ² / ndf 4.305 / 3
p0 −4.511 ± 2.279
1D pull distribution
Mean 0.1247 ± 0.5149
Std Dev 1.03 ± 0.3641
Underflow 0
Overflow 0
χ² / ndf 5.31e−05 / 1
Constant 1.005 ± 0.528
Mean −0.06812 ± 49.34552
Sigma 9.974 ± 6.183

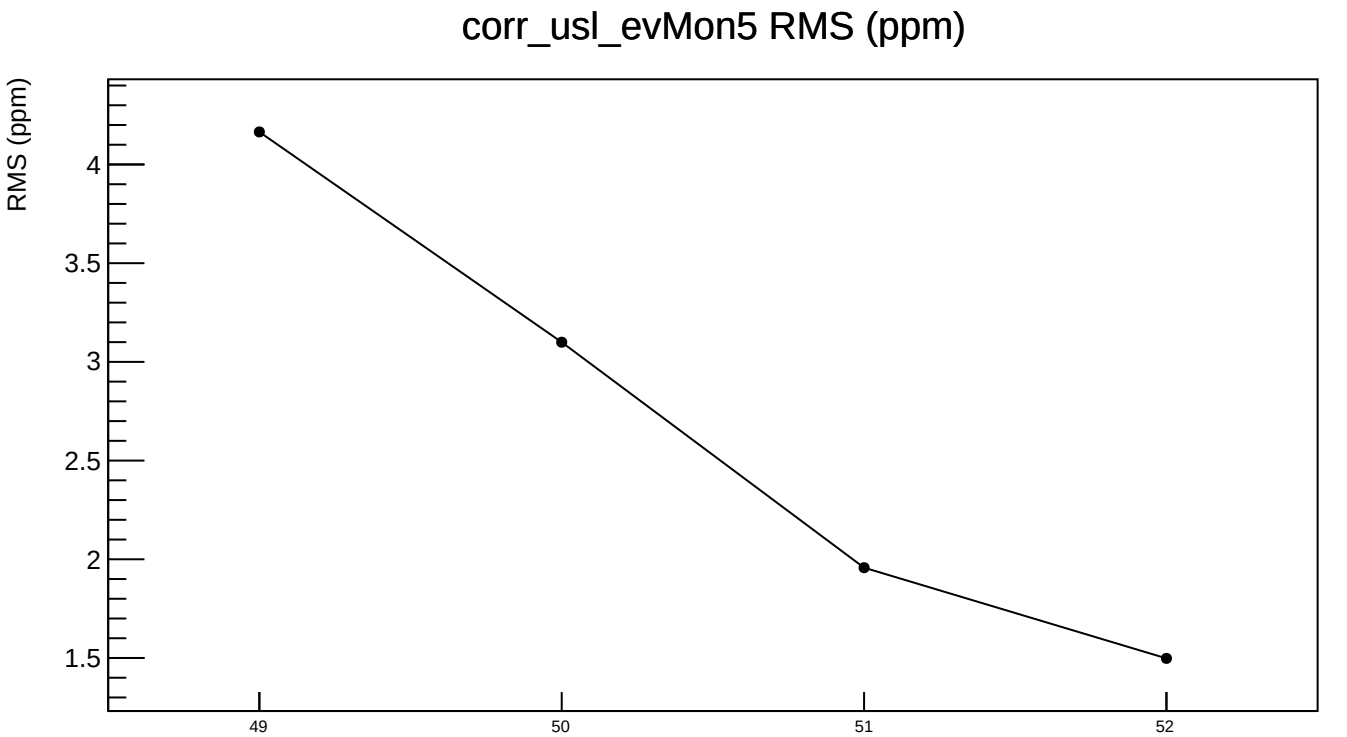
corr_usl_evMon5 RMS (ppm)
RMS (ppm)
4
3.5
3
2.5
2
1.5
49
50
51
52

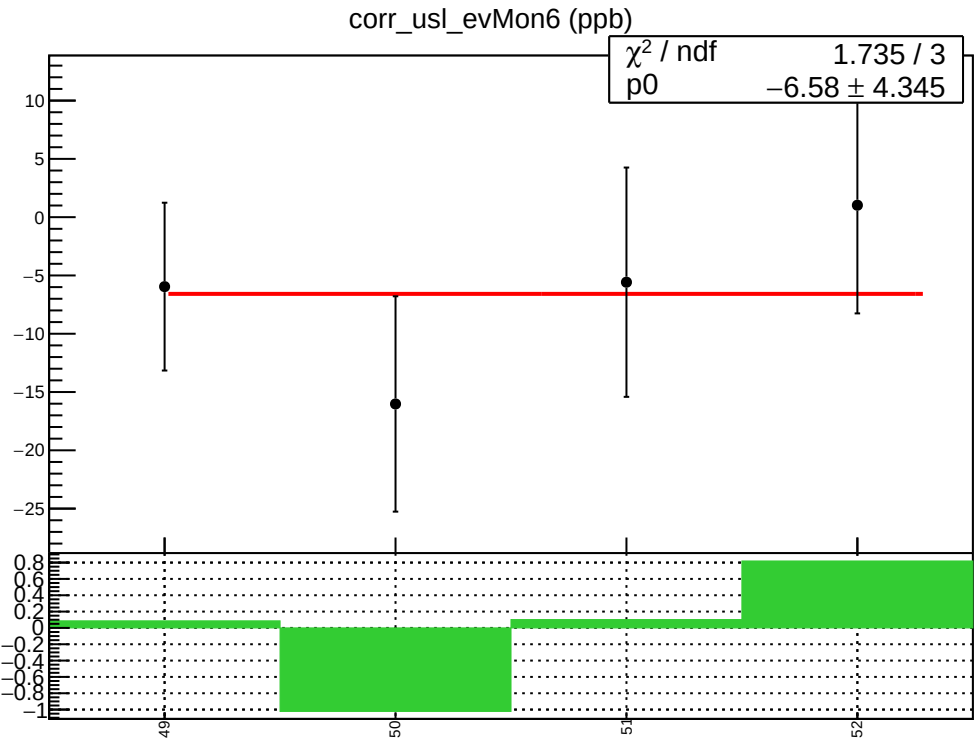
corr_usl_evMon6 (ppb)
χ² / ndf 1.735 / 3
p0 −6.58 ± 4.345
10
5
0
−5
−10
−15
−20
−25
0.8
0.6
0.4
0.2
0
−0.2
−0.4
−0.6
−0.8
−1
49
50
51
52

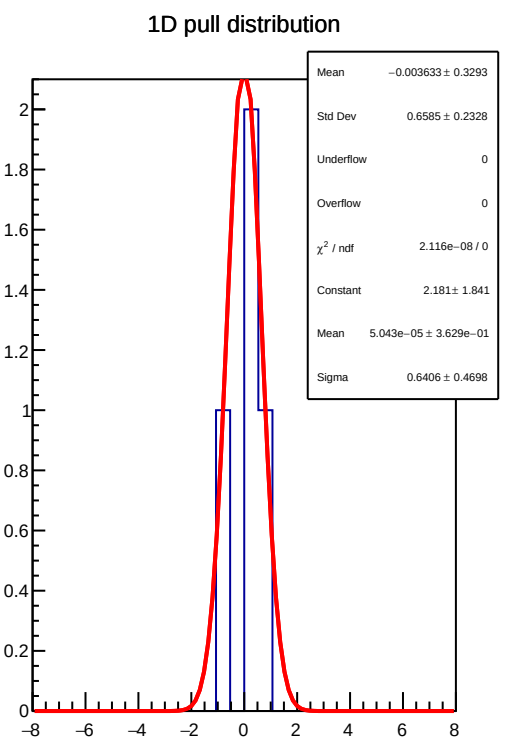
1D pull distribution
Mean −0.003633 ± 0.3293
Std Dev 0.6585 ± 0.2328
Underflow 0
Overflow 0
χ² / ndf 2.116e−08 / 0
Constant 2.181 ± 1.841
Mean 5.043e−05 ± 3.629e−01
Sigma 0.6406 ± 0.4698
2
1.8
1.6
1.4
1.2
1
0.8
0.6
0.4
0.2
0
−8
−6
−4
−2
0
2
4
6
8

corr_usl_evMon6 RMS (ppm)

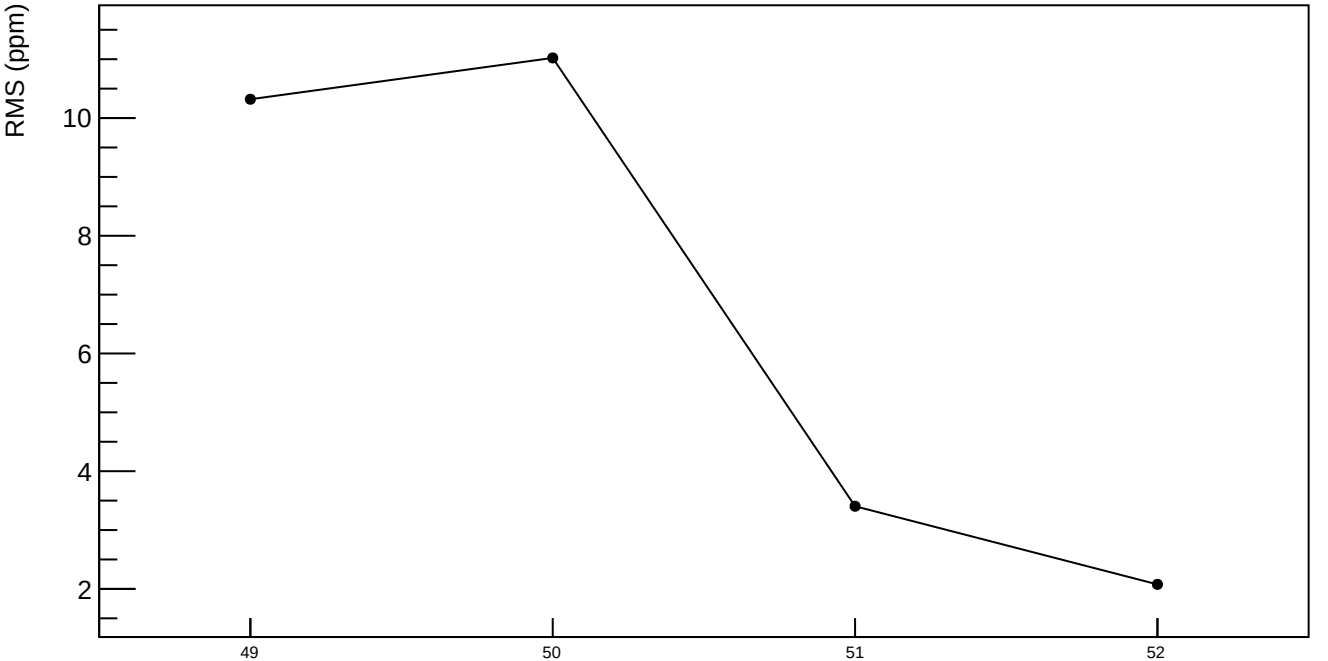

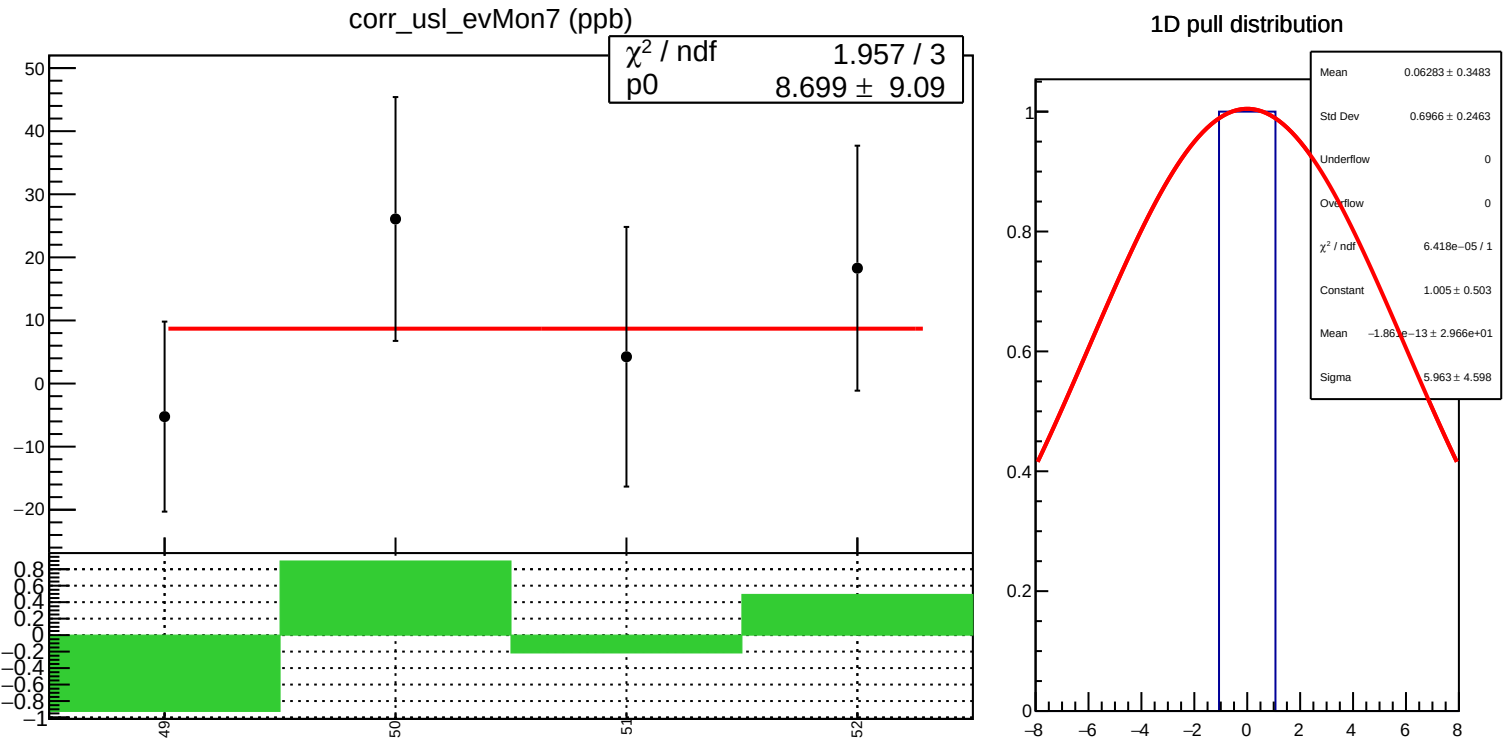
corr_usl_evMon7 (ppb)
χ² / ndf 1.957 / 3
p0 8.699 ± 9.09
1D pull distribution
Mean 0.06283 ± 0.3483
Std Dev 0.6966 ± 0.2463
Underflow 0
Overflow 0
χ² / ndf 6.418e−05 / 1
Constant 1.005 ± 0.503
Mean −1.861e−13 ± 2.966e+01
Sigma 5.963 ± 4.598

corr_usl_evMon7 RMS (ppm)

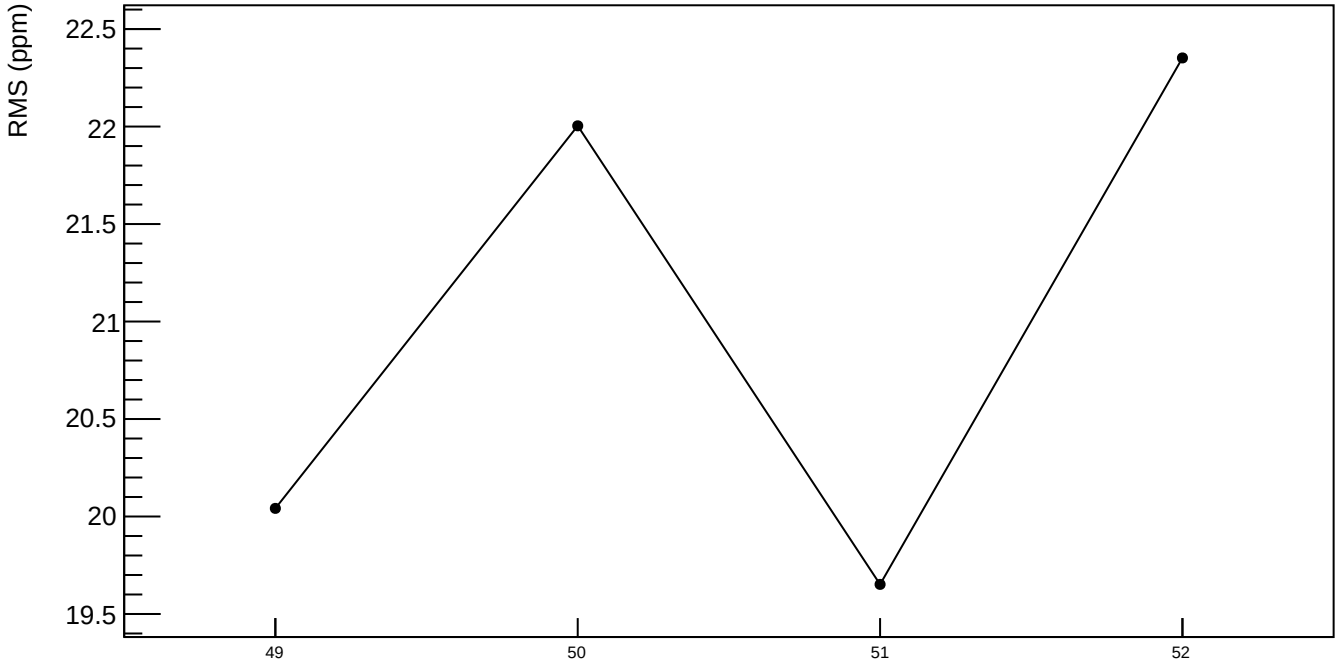

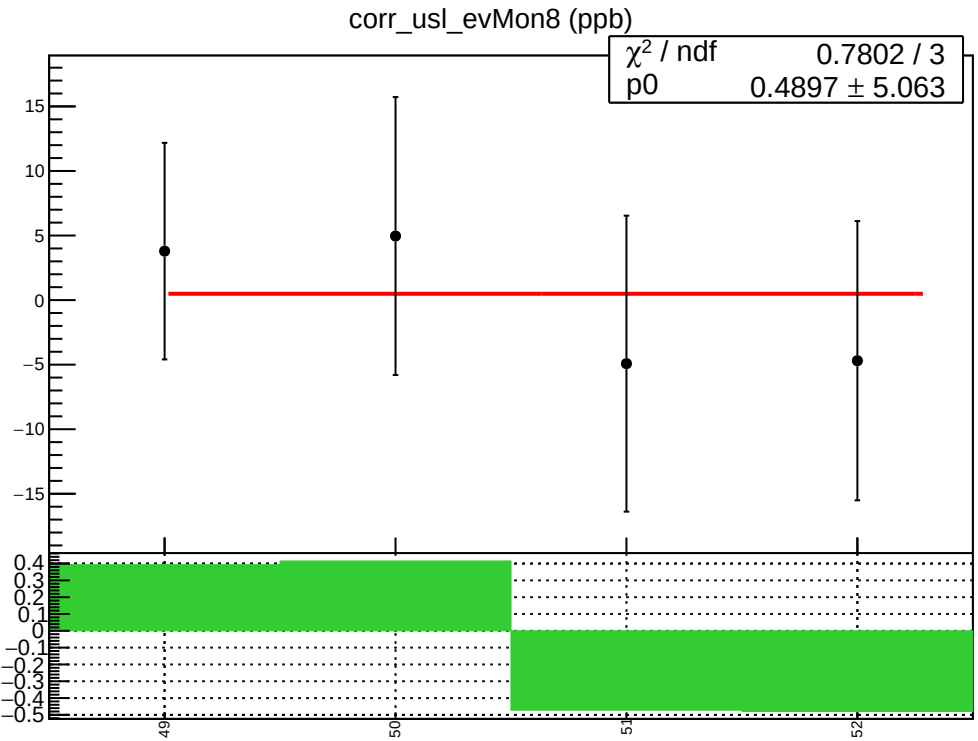
corr_usl_evMon8 (ppb)
χ² / ndf 0.7802 / 3
p0 0.4897 ± 5.063
15
10
5
0
−5
−10
−15
0.4
0.3
0.2
0.1
0
−0.1
−0.2
−0.3
−0.4
−0.5
49
50
51
52

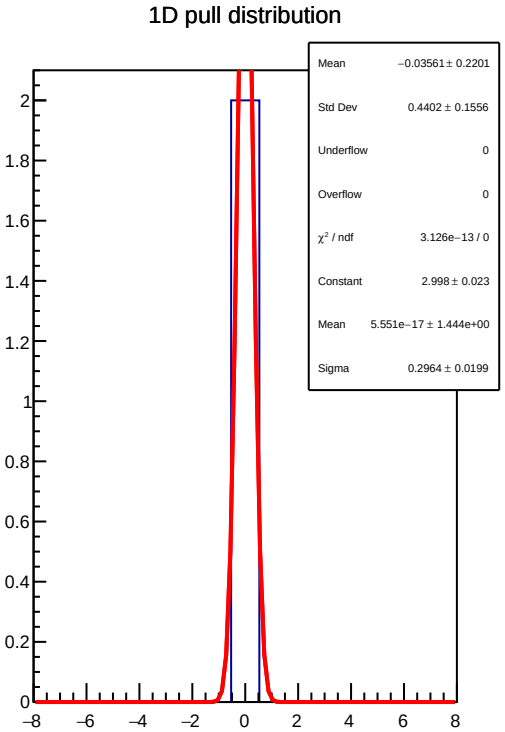
1D pull distribution
Mean −0.03561 ± 0.2201
Std Dev 0.4402 ± 0.1556
Underflow 0
Overflow 0
χ² / ndf 3.126e−13 / 0
Constant 2.998 ± 0.023
Mean 5.551e−17 ± 1.444e+00
Sigma 0.2964 ± 0.0199
2
1.8
1.6
1.4
1.2
1
0.8
0.6
0.4
0.2
0
−8
−6
−4
−2
0
2
4
6
8

corr_usl_evMon8 RMS (ppm)

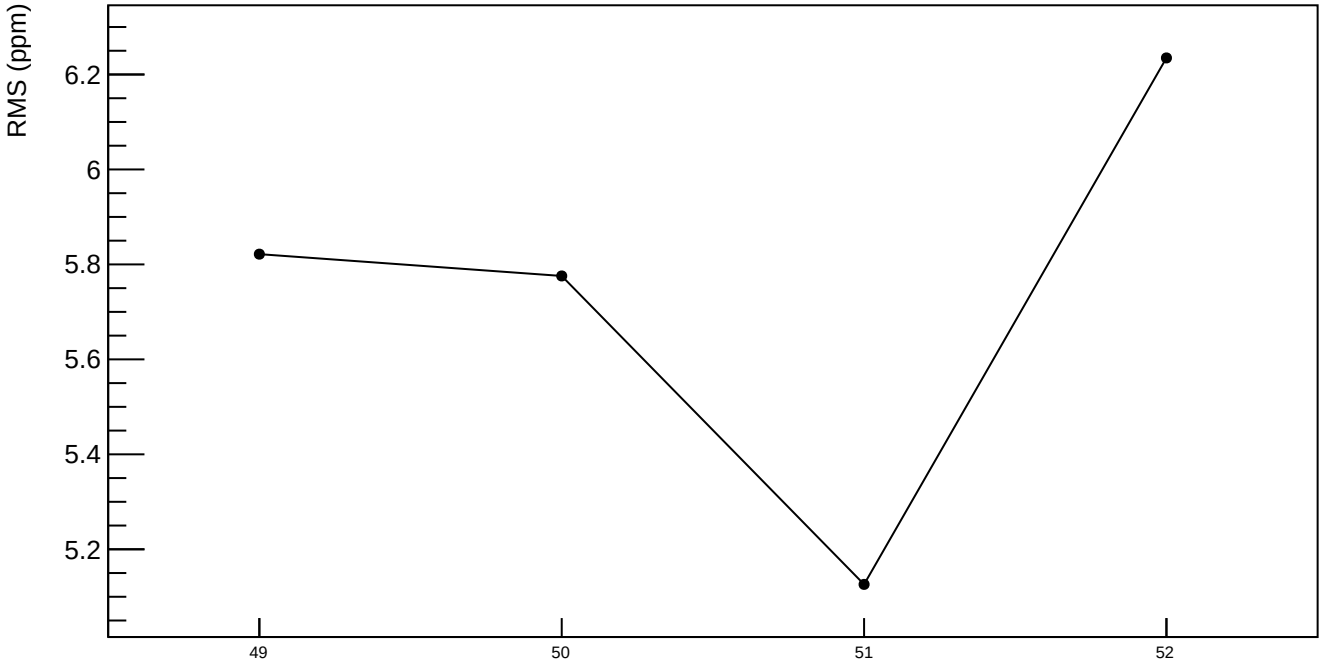

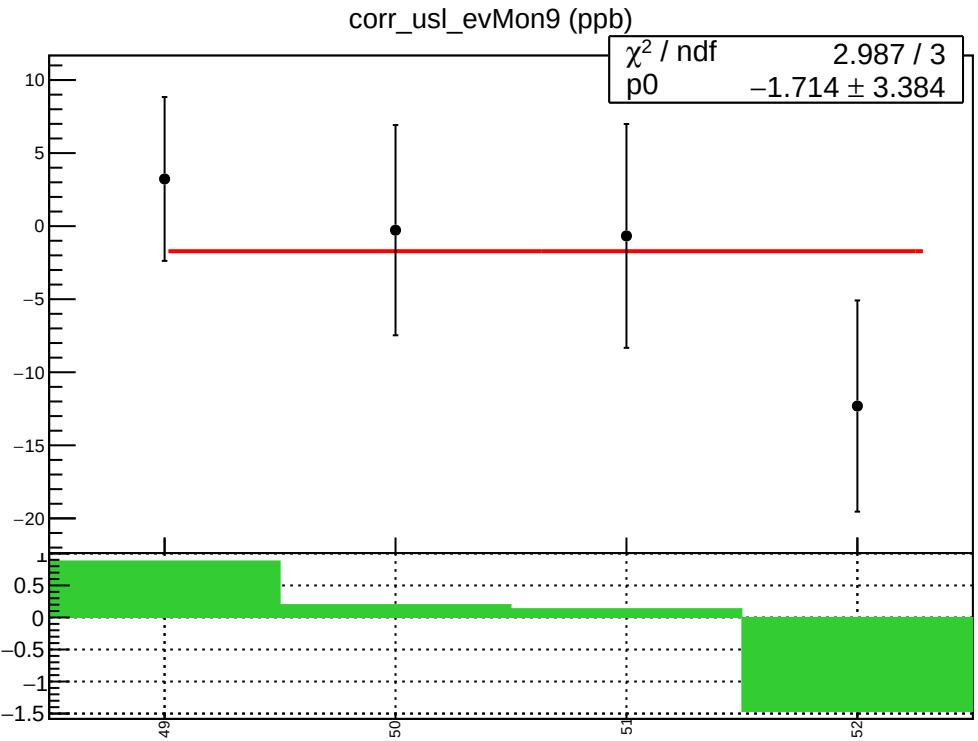
corr_usl_evMon9 (ppb)
χ² / ndf 2.987 / 3
p0 −1.714 ± 3.384
10
5
0
−5
−10
−15
−20
0.5
0
−0.5
−1
−1.5
49
50
51
52

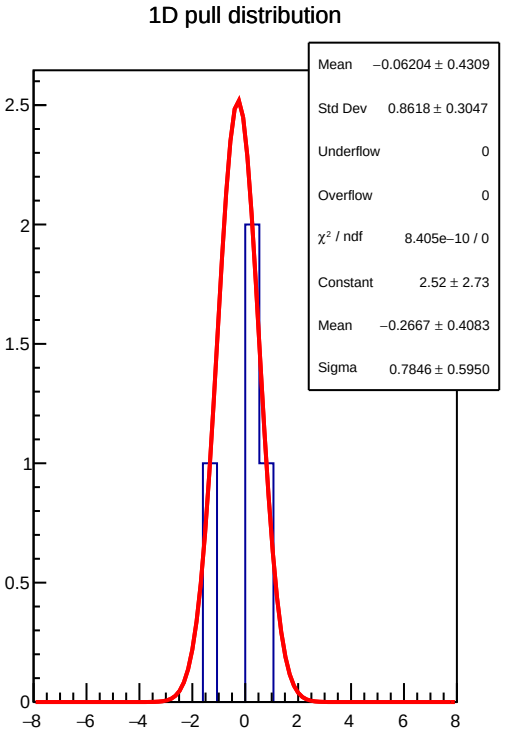
1D pull distribution
Mean −0.06204 ± 0.4309
Std Dev 0.8618 ± 0.3047
Underflow 0
Overflow 0
χ² / ndf 8.405e−10 / 0
Constant 2.52 ± 2.73
Mean −0.2667 ± 0.4083
Sigma 0.7846 ± 0.5950
2.5
2
1.5
1
0.5
0
−8
−6
−4
−2
0
2
4
6
8

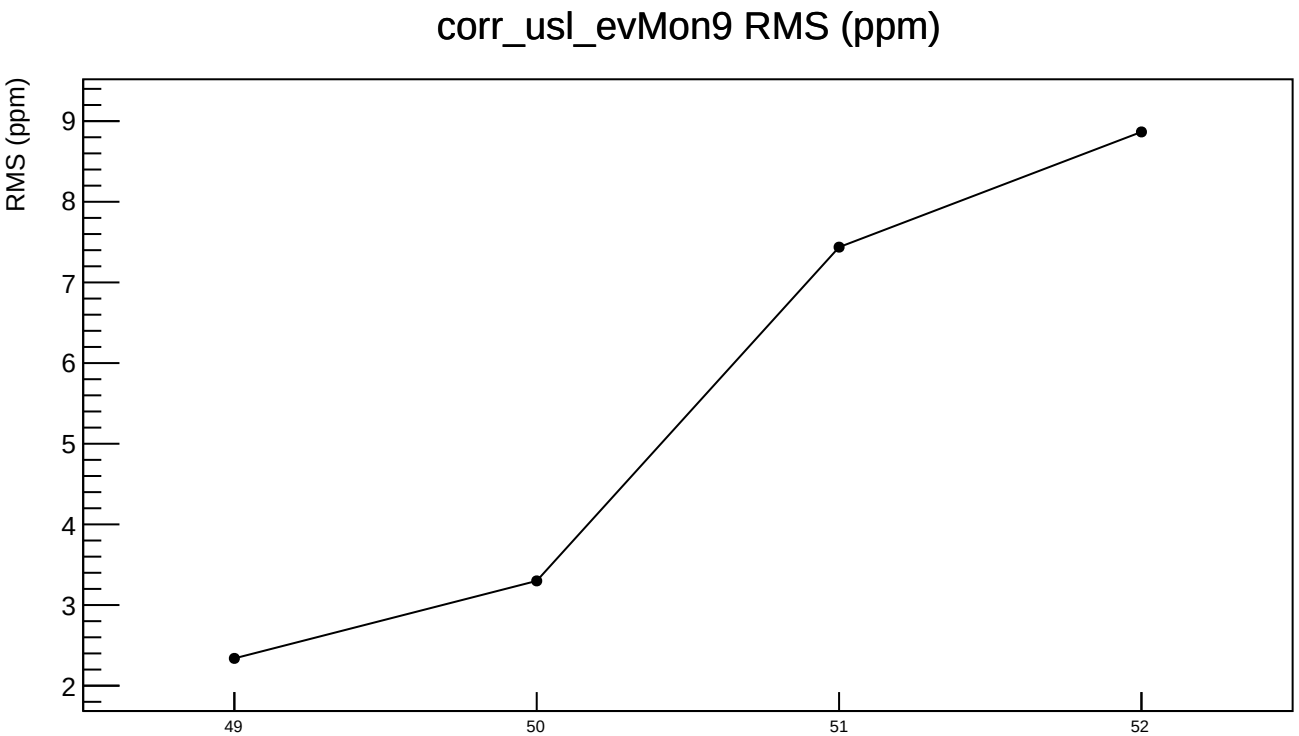
corr_usl_evMon9 RMS (ppm)
RMS (ppm)
9
8
7
6
5
4
3
2
49
50
51
52

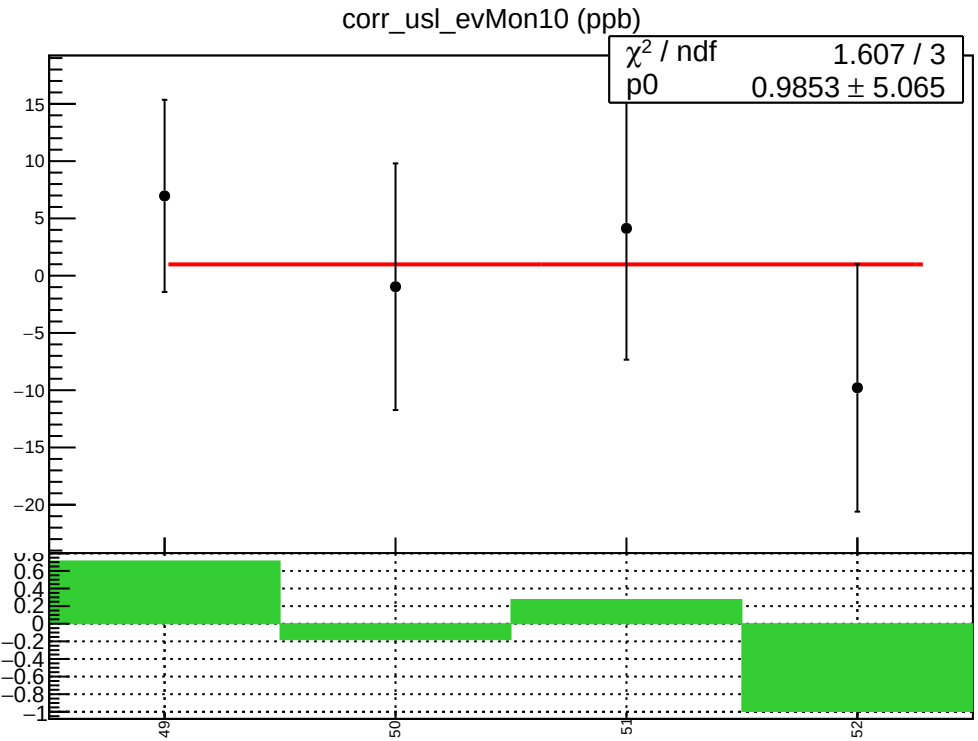
corr_usl_evMon10 (ppb)
χ² / ndf 1.607 / 3
p0 0.9853 ± 5.065
15
10
5
0
−5
−10
−15
−20
0.8
0.6
0.4
0.2
0
−0.2
−0.4
−0.6
−0.8
−1
49
50
51
52

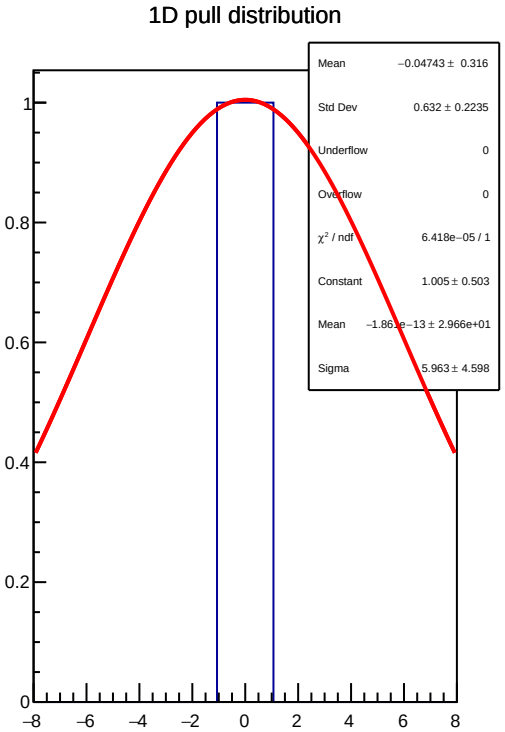
1D pull distribution
Mean −0.04743 ± 0.316
Std Dev 0.632 ± 0.2235
Underflow 0
Overflow 0
χ² / ndf 6.418e−05 / 1
Constant 1.005 ± 0.503
Mean −1.861e−13 ± 2.966e+01
Sigma 5.963 ± 4.598
1
0.8
0.6
0.4
0.2
0
−8
−6
−4
−2
0
2
4
6
8

corr_usl_evMon10 RMS (ppm)

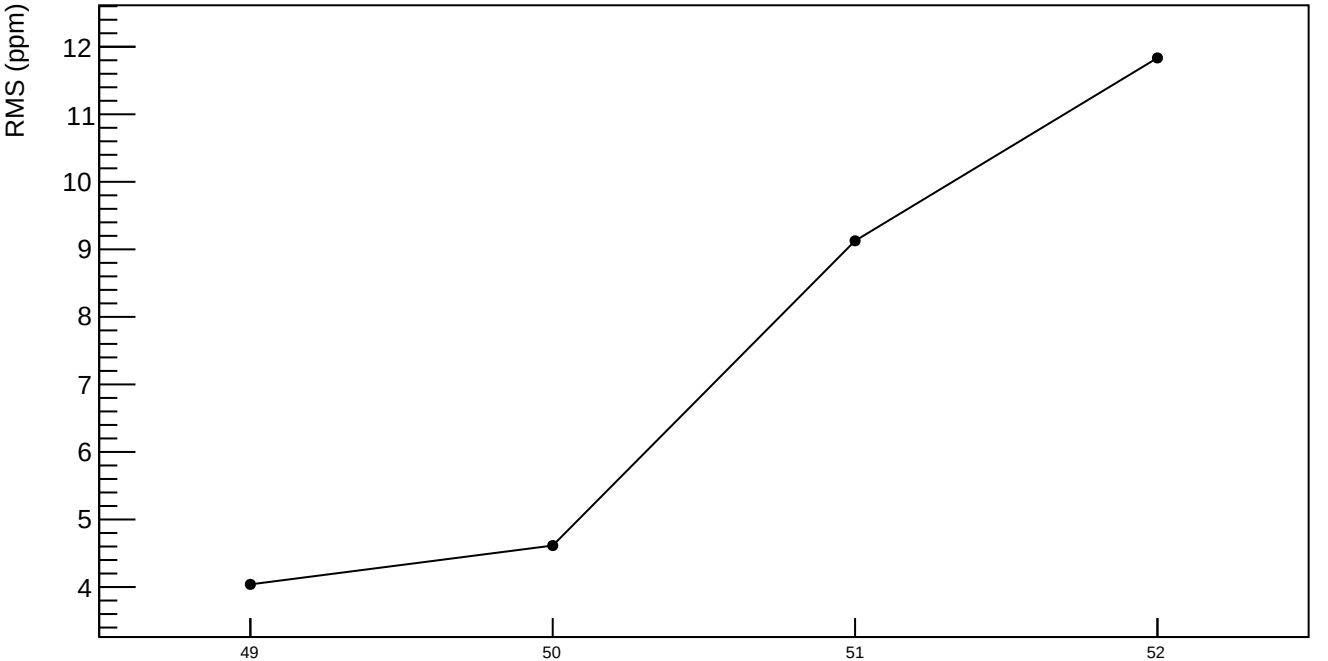

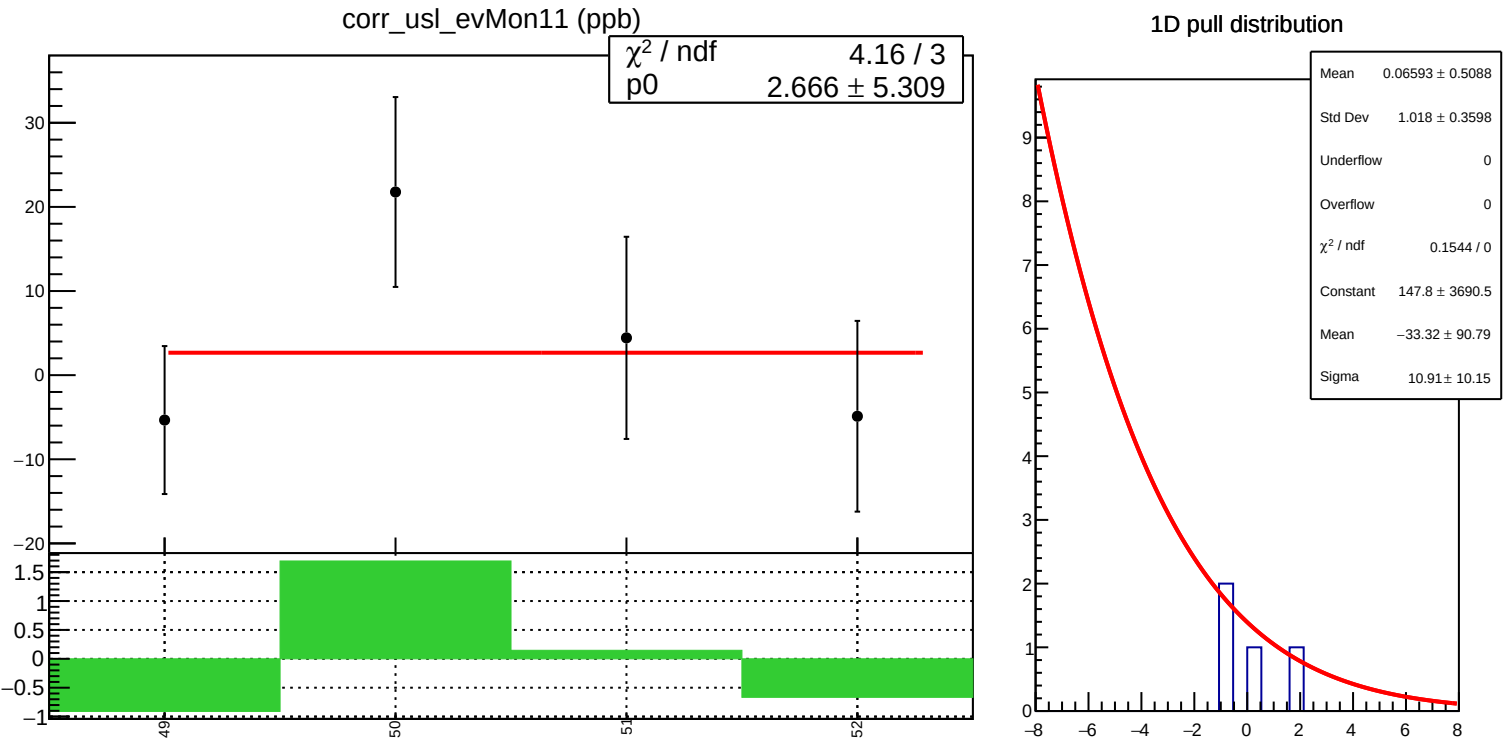
corr_usl_evMon11 (ppb)
χ² / ndf 4.16 / 3
p0 2.666 ± 5.309
1D pull distribution
Mean 0.06593 ± 0.5088
Std Dev 1.018 ± 0.3598
Underflow 0
Overflow 0
χ² / ndf 0.1544 / 0
Constant 147.8 ± 3690.5
Mean −33.32 ± 90.79
Sigma 10.91 ± 10.15

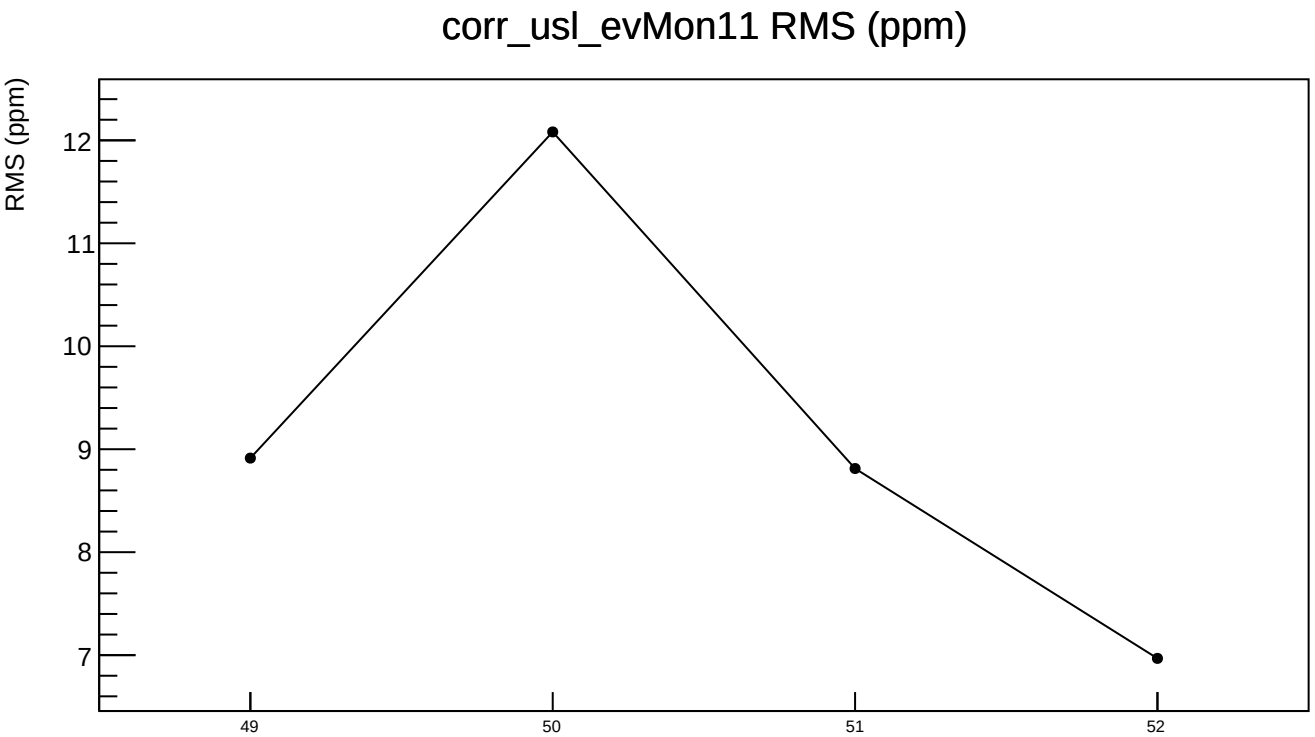
corr_usl_evMon11 RMS (ppm)
RMS (ppm)
12
11
10
9
8
7
49
50
51
52

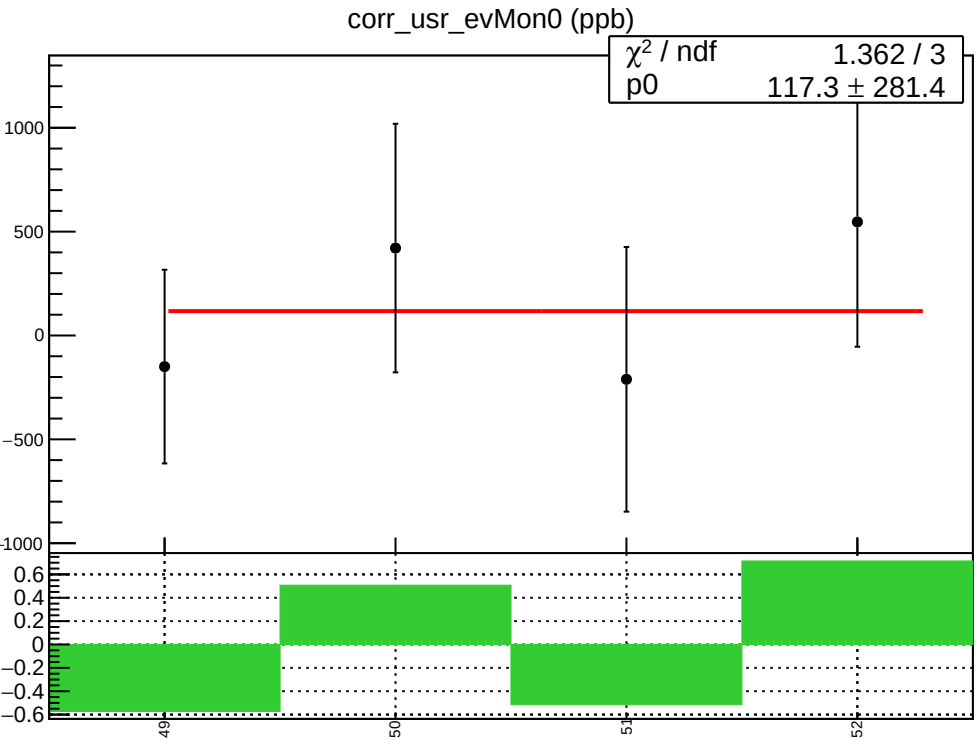
corr_usr_evMon0 (ppb)
χ² / ndf 1.362 / 3
p0 117.3 ± 281.4
1000
500
0
−500
−1000
0.6
0.4
0.2
0
−0.2
−0.4
−0.6
49
50
51
52

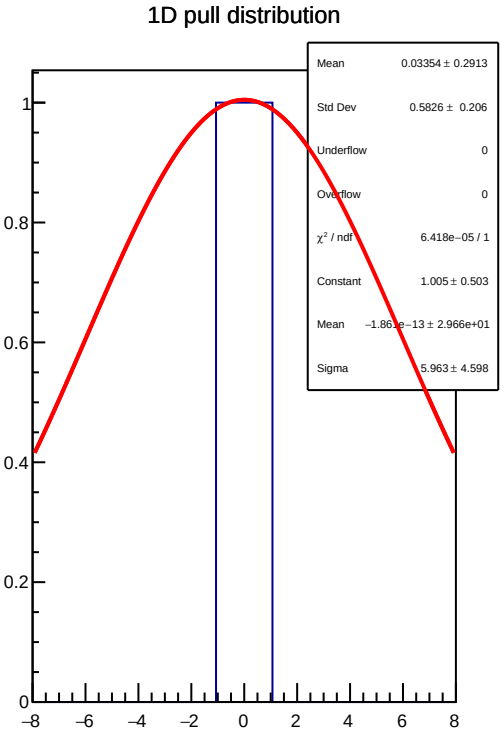
1D pull distribution
Mean 0.03354 ± 0.2913
Std Dev 0.5826 ± 0.206
Underflow 0
Overflow 0
χ² / ndf 6.418e−05 / 1
Constant 1.005 ± 0.503
Mean −1.861e−13 ± 2.966e+01
Sigma 5.963 ± 4.598
1
0.8
0.6
0.4
0.2
0
−8
−6
−4
−2
0
2
4
6
8

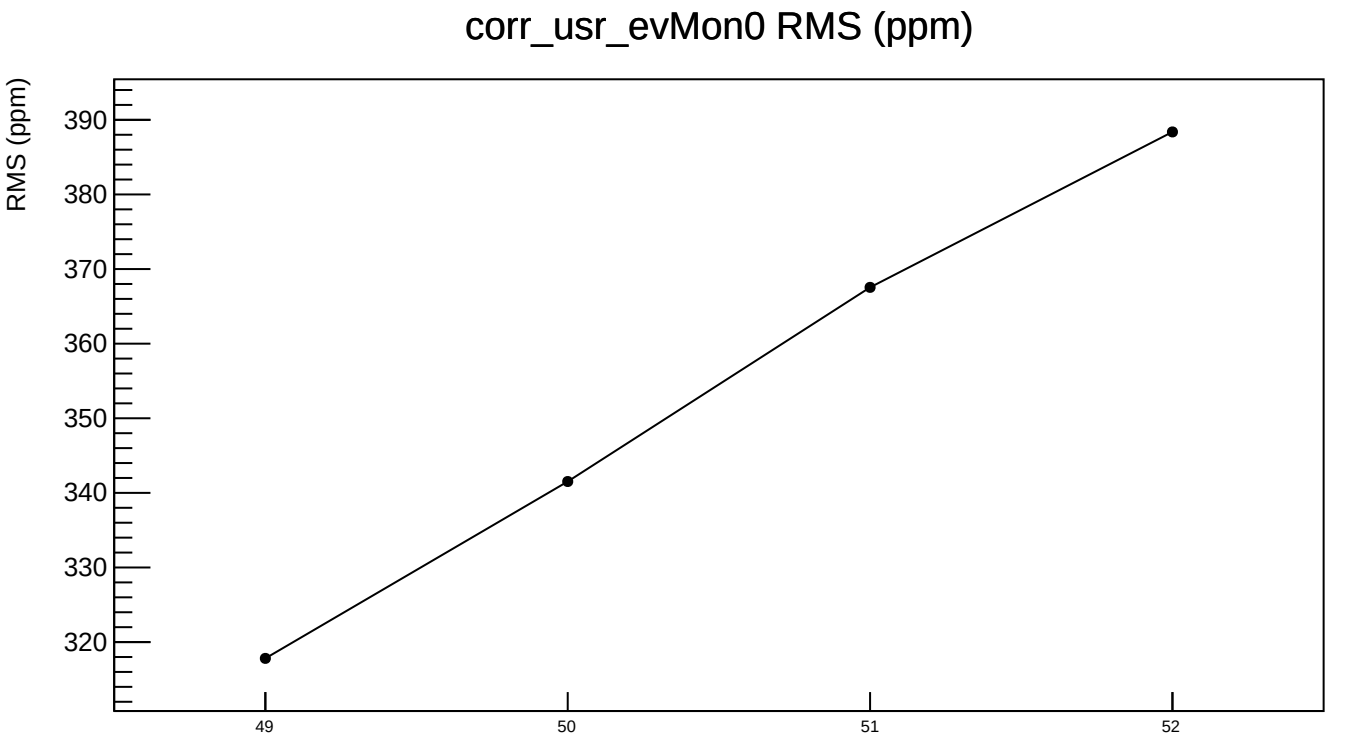
corr_usr_evMon0 RMS (ppm)
RMS (ppm)
390
380
370
360
350
340
330
320
49
50
51
52

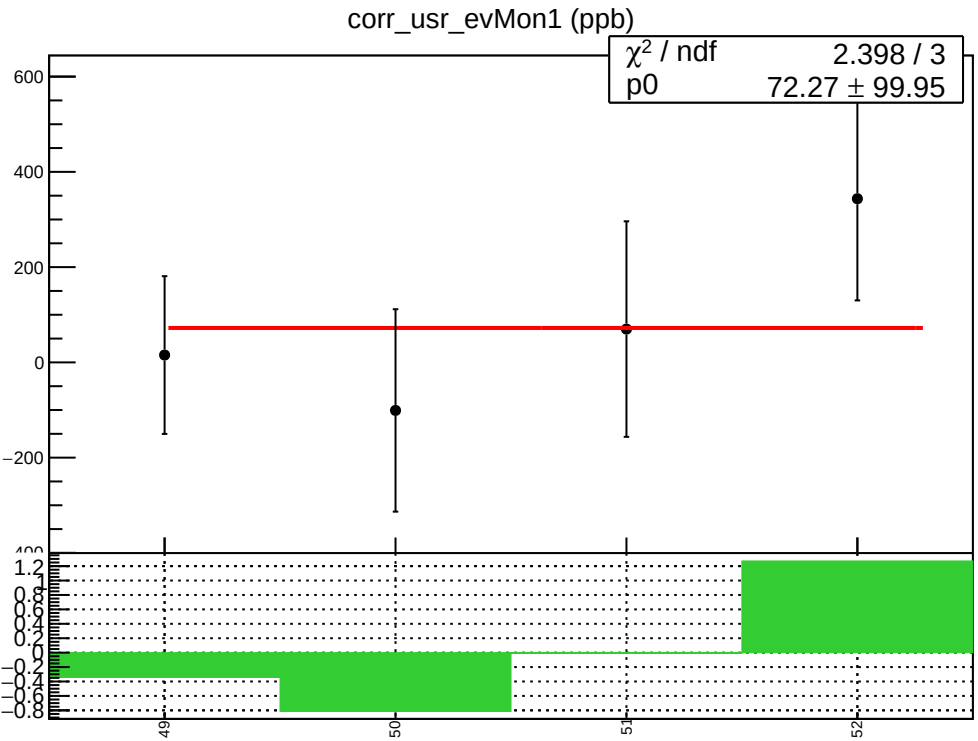
corr_usr_evMon1 (ppb)
χ² / ndf 2.398 / 3
p0 72.27 ± 99.95
600
400
200
0
−200
1.2
0.8
0.6
0.4
0.2
0
−0.2
−0.4
−0.6
−0.8
49
50
51
52

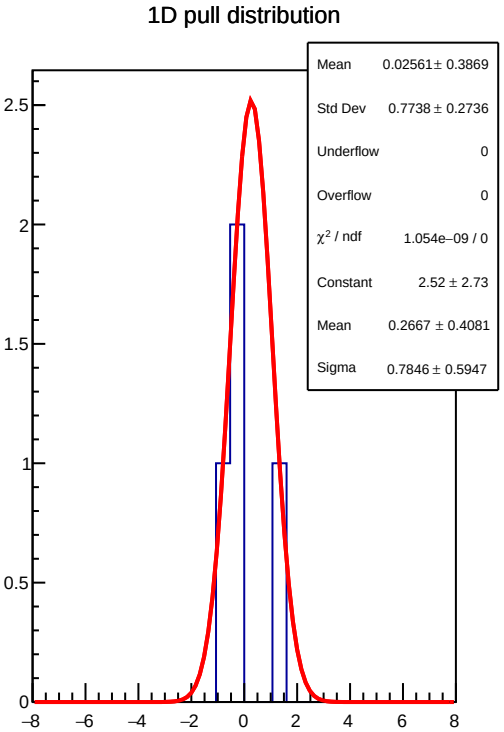
1D pull distribution
Mean 0.02561 ± 0.3869
Std Dev 0.7738 ± 0.2736
Underflow 0
Overflow 0
χ² / ndf 1.054e−09 / 0
Constant 2.52 ± 2.73
Mean 0.2667 ± 0.4081
Sigma 0.7846 ± 0.5947
2.5
2
1.5
1
0.5
0
−8
−6
−4
−2
0
2
4
6
8

corr_usr_evMon1 RMS (ppm)

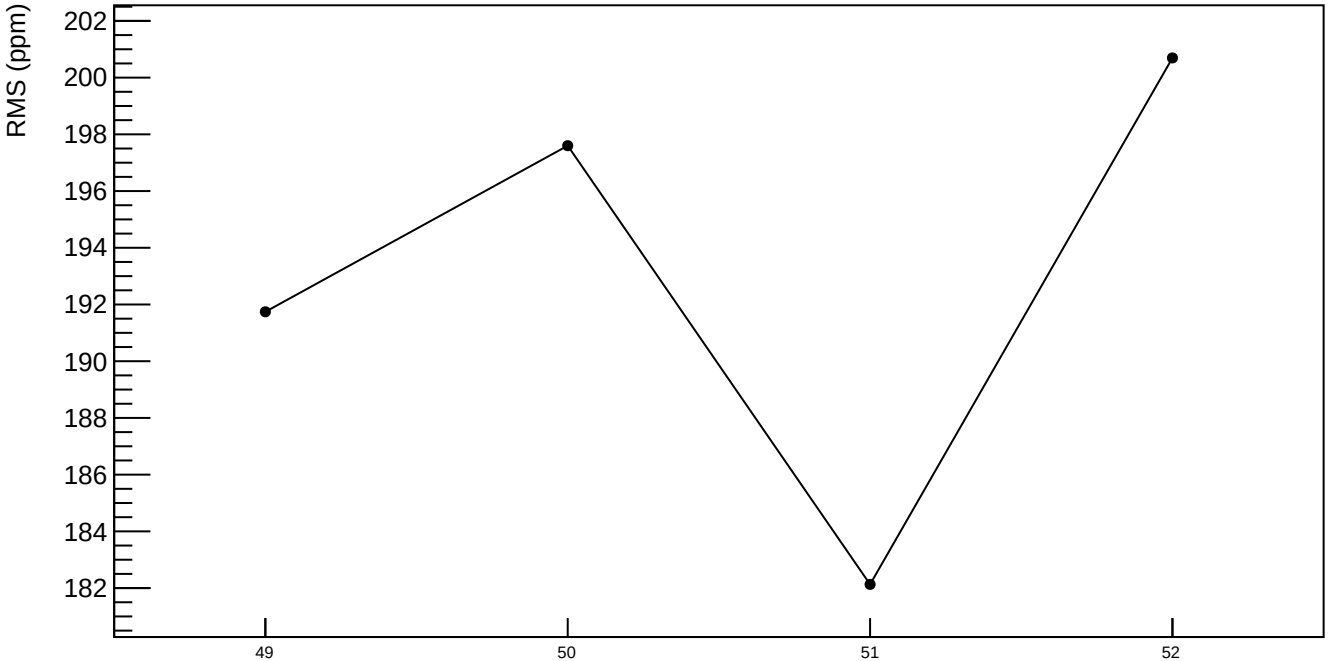

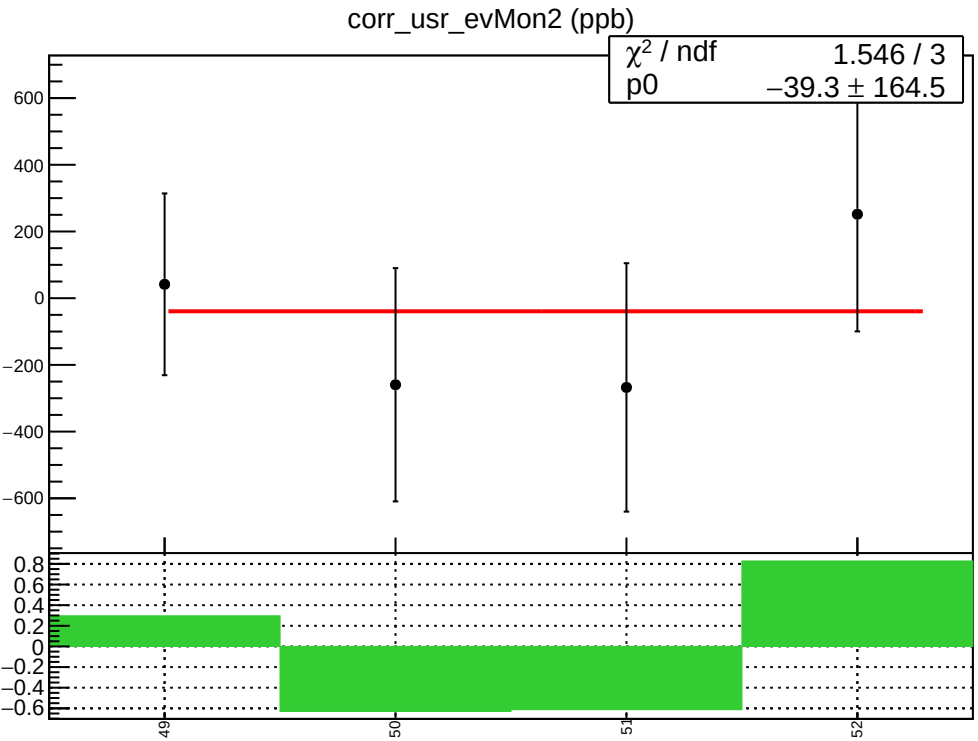
corr_usr_evMon2 (ppb)
χ² / ndf 1.546 / 3
p0 −39.3 ± 164.5
600
400
200
0
−200
−400
−600
0.8
0.6
0.4
0.2
0
−0.2
−0.4
−0.6
49
50
51
52

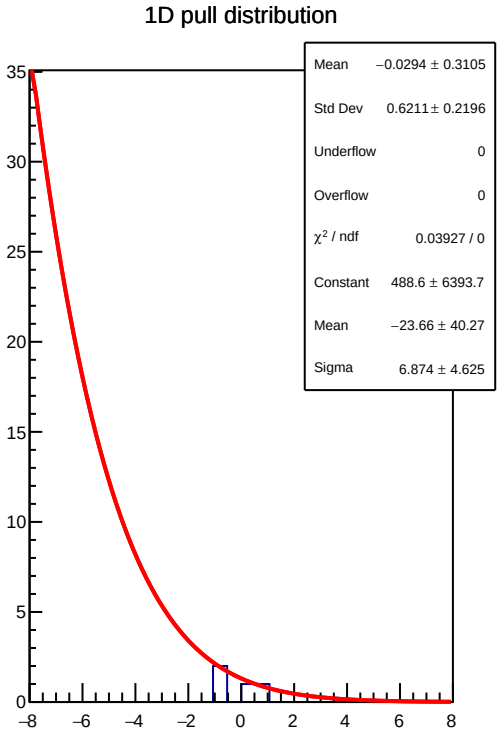
1D pull distribution
Mean −0.0294 ± 0.3105
Std Dev 0.6211 ± 0.2196
Underflow 0
Overflow 0
χ² / ndf 0.03927 / 0
Constant 488.6 ± 6393.7
Mean −23.66 ± 40.27
Sigma 6.874 ± 4.625
35
30
25
20
15
10
5
0
−8
−6
−4
−2
0
2
4
6
8

corr_usr_evMon2 RMS (ppm)

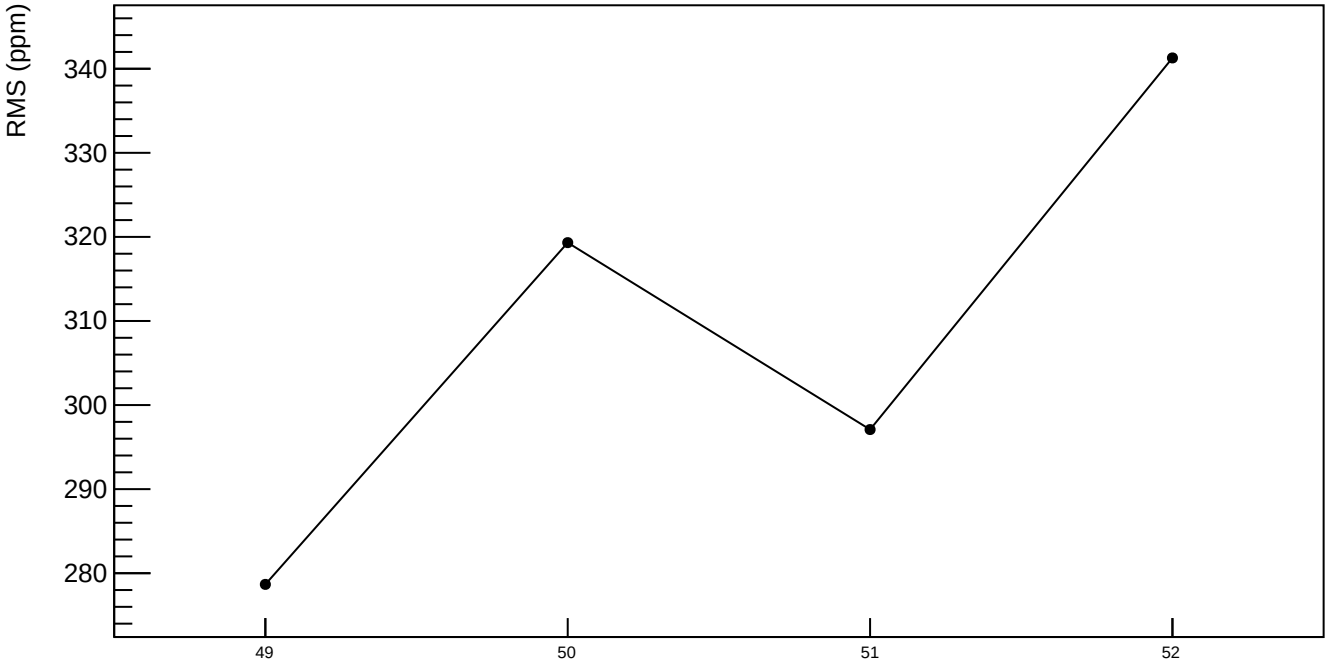

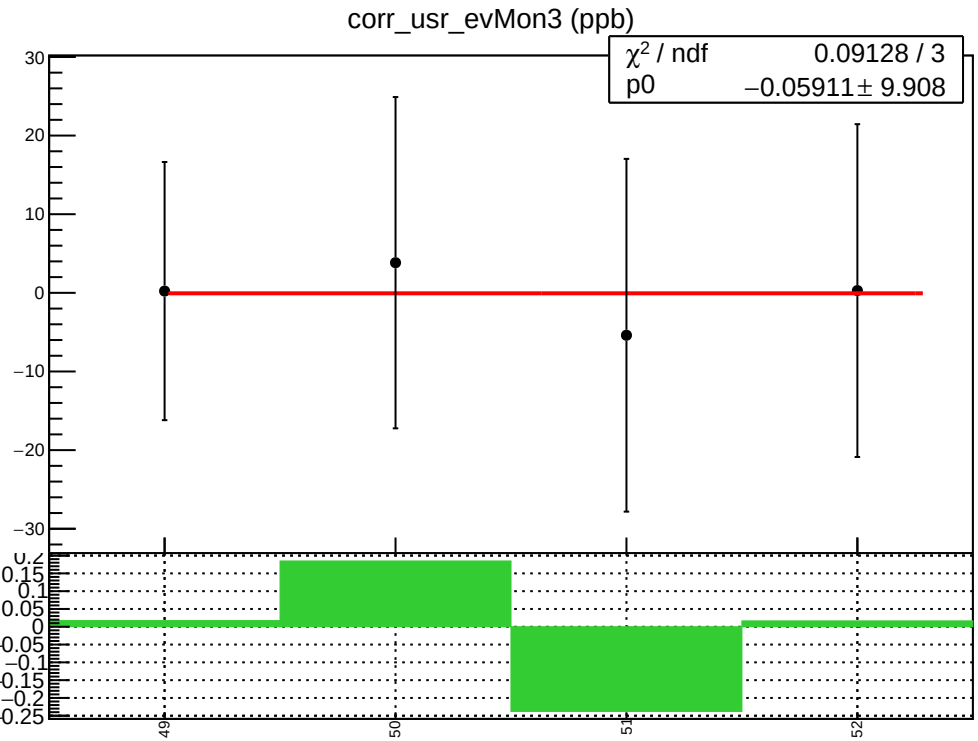
corr_usr_evMon3 (ppb)
χ² / ndf 0.09128 / 3
p0 −0.05911 ± 9.908
30
20
10
0
−10
−20
−30
0.2
0.15
0.1
0.05
0
−0.05
−0.1
−0.15
−0.2
−0.25
49
50
51
52

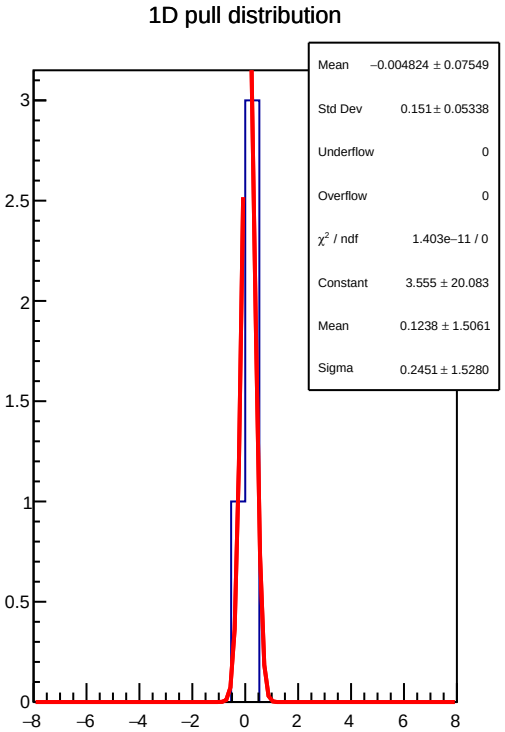
1D pull distribution
Mean −0.004824 ± 0.07549
Std Dev 0.151 ± 0.05338
Underflow 0
Overflow 0
χ² / ndf 1.403e−11 / 0
Constant 3.555 ± 20.083
Mean 0.1238 ± 1.5061
Sigma 0.2451 ± 1.5280
3
2.5
2
1.5
1
0.5
0
−8
−6
−4
−2
0
2
4
6
8

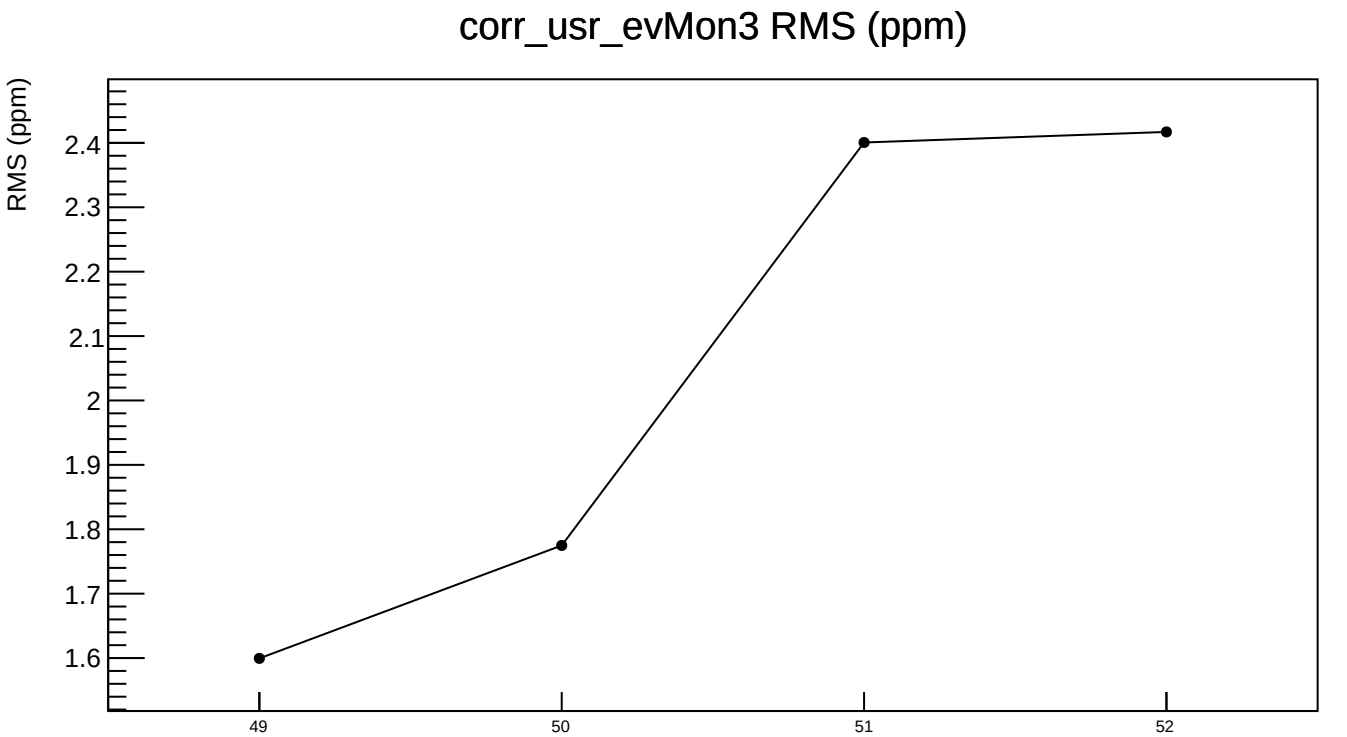
corr_usr_evMon3 RMS (ppm)
RMS (ppm)
2.4
2.3
2.2
2.1
2
1.9
1.8
1.7
1.6
49
50
51
52

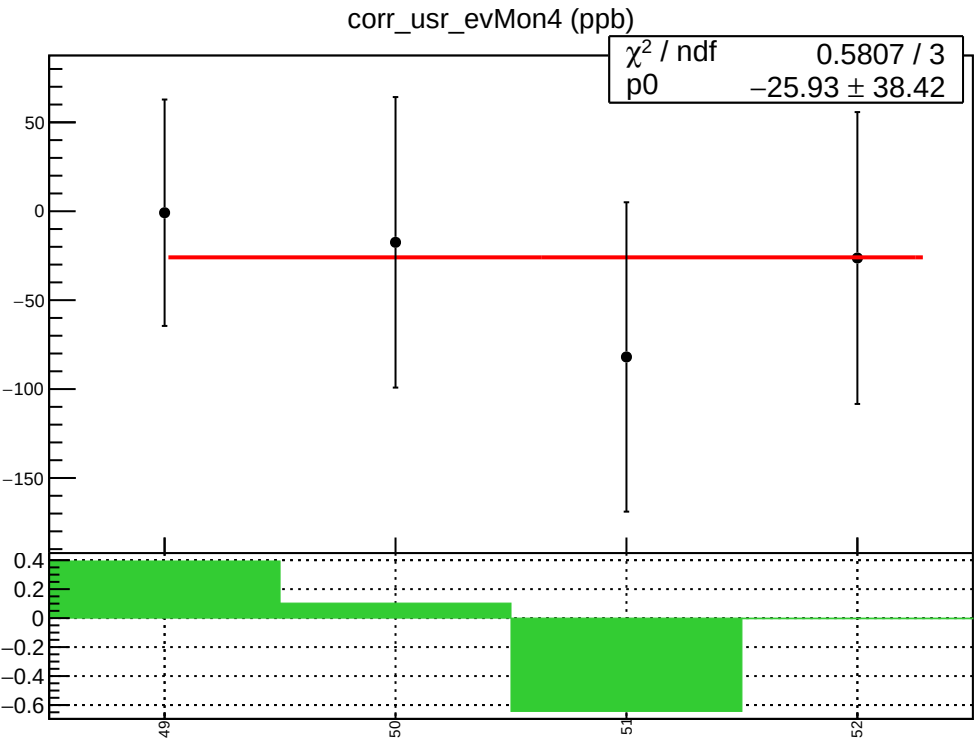
corr_usr_evMon4 (ppb)
χ² / ndf 0.5807 / 3
p0 −25.93 ± 38.42
50
0
−50
−100
−150
0.4
0.2
0
−0.2
−0.4
−0.6
49
50
51
52

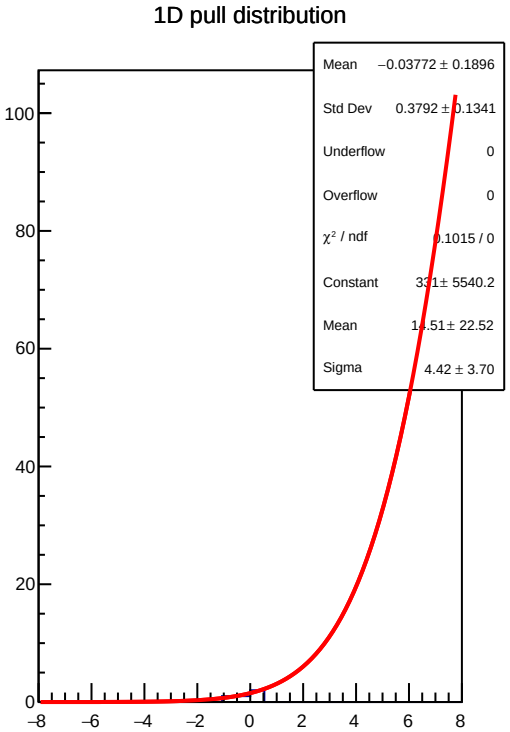
1D pull distribution
Mean −0.03772 ± 0.1896
Std Dev 0.3792 ± 0.1341
Underflow 0
Overflow 0
χ² / ndf 0.1015 / 0
Constant 331± 5540.2
Mean 1.51± 22.52
Sigma 4.42 ± 3.70
100
80
60
40
20
0
−8
−6
−4
−2
0
2
4
6
8

corr_usr_evMon4 RMS (ppm)

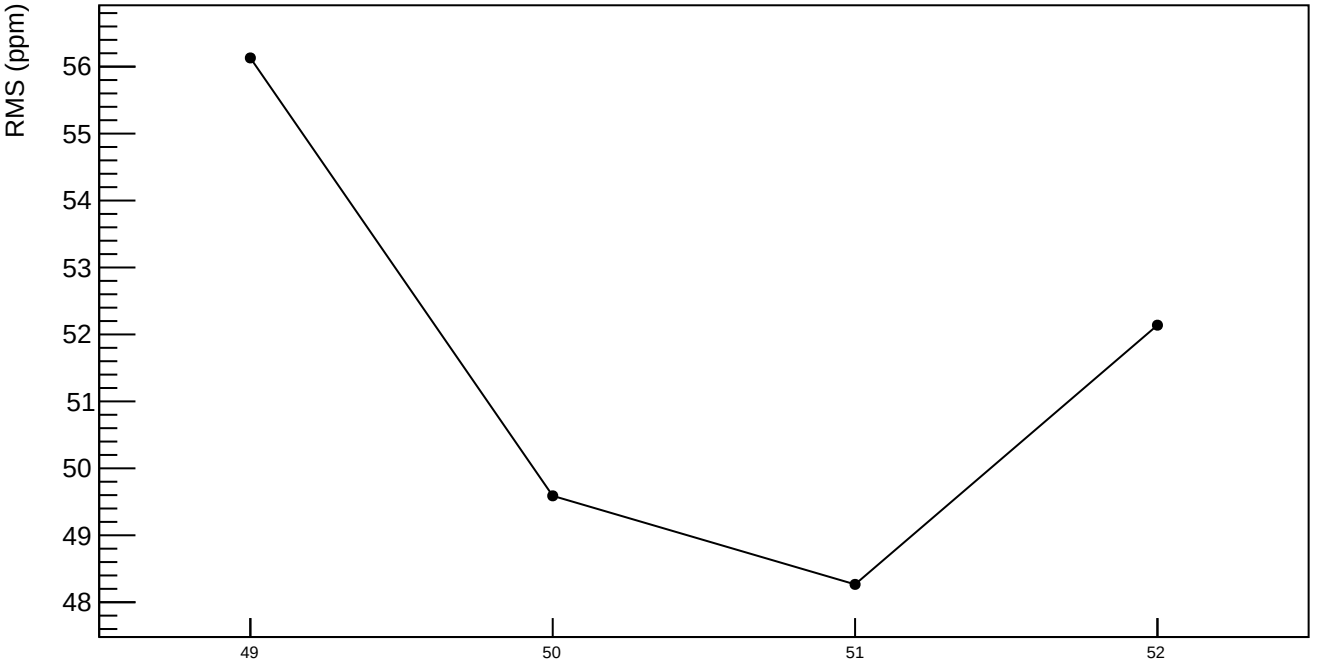

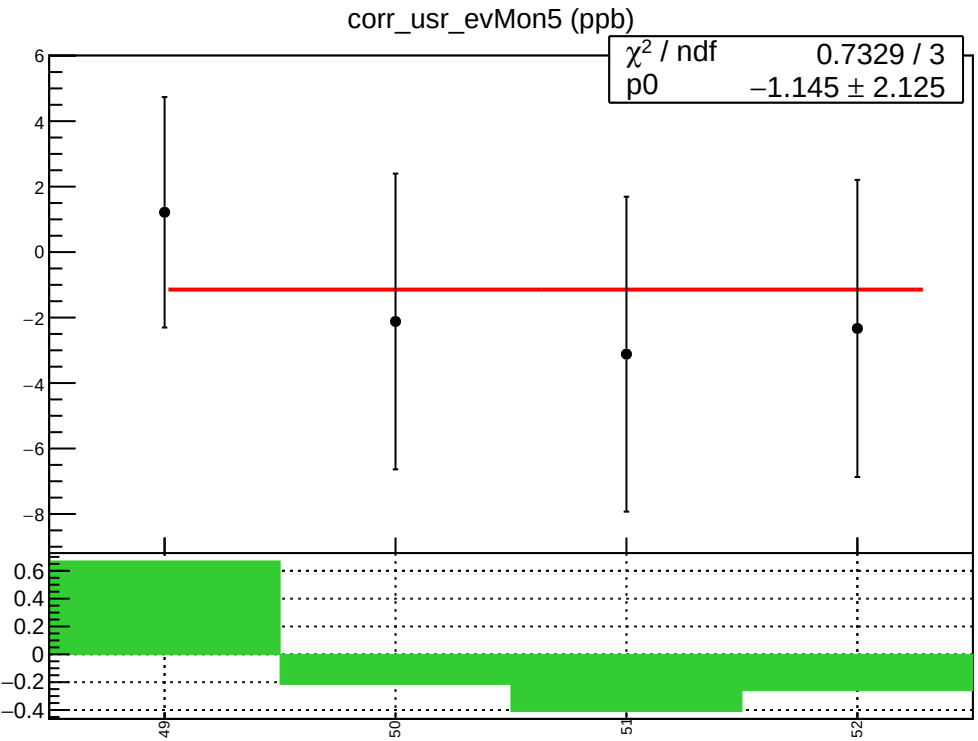
corr_usr_evMon5 (ppb)
χ² / ndf 0.7329 / 3
p0 −1.145 ± 2.125
6
4
2
0
−2
−4
−6
−8
0.6
0.4
0.2
0
−0.2
−0.4
49
50
51
52

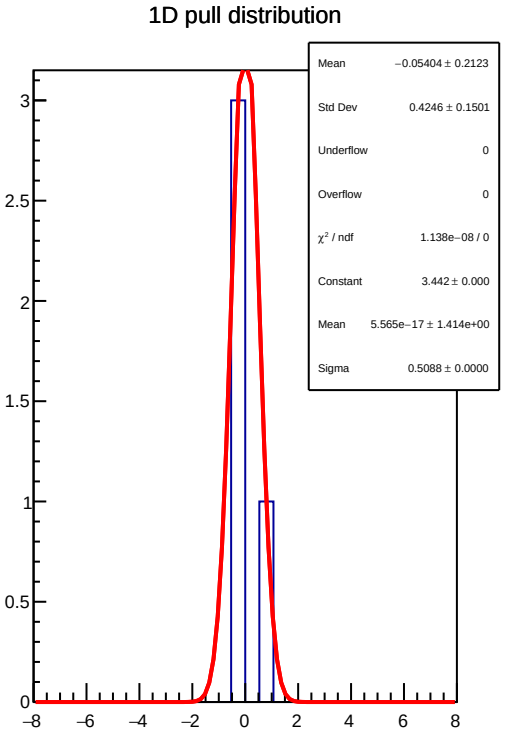
1D pull distribution
Mean −0.05404 ± 0.2123
Std Dev 0.4246 ± 0.1501
Underflow 0
Overflow 0
χ² / ndf 1.138e−08 / 0
Constant 3.442 ± 0.000
Mean 5.565e−17 ± 1.414e+00
Sigma 0.5088 ± 0.0000
3
2.5
2
1.5
1
0.5
0
−8
−6
−4
−2
0
2
4
6
8

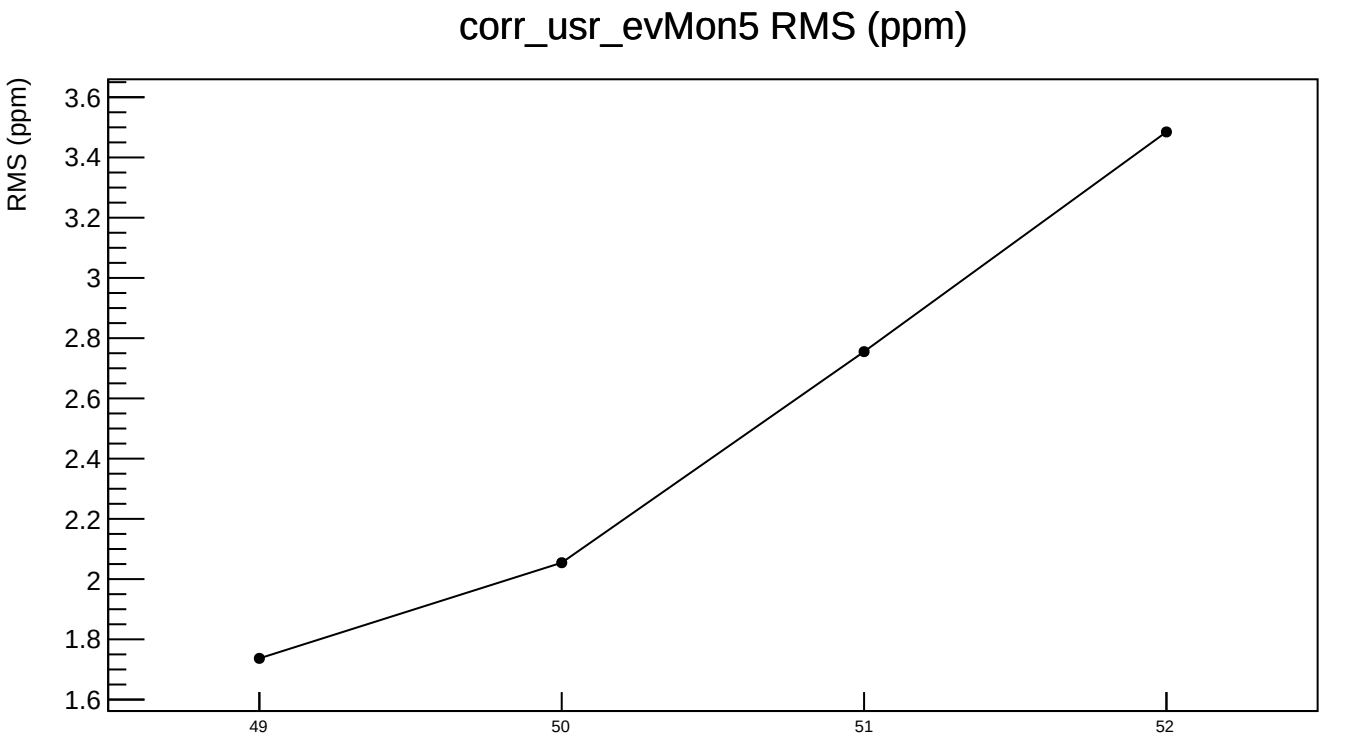
corr_usr_evMon5 RMS (ppm)
RMS (ppm)
3.6
3.4
3.2
3
2.8
2.6
2.4
2.2
2
1.8
1.6
49
50
51
52

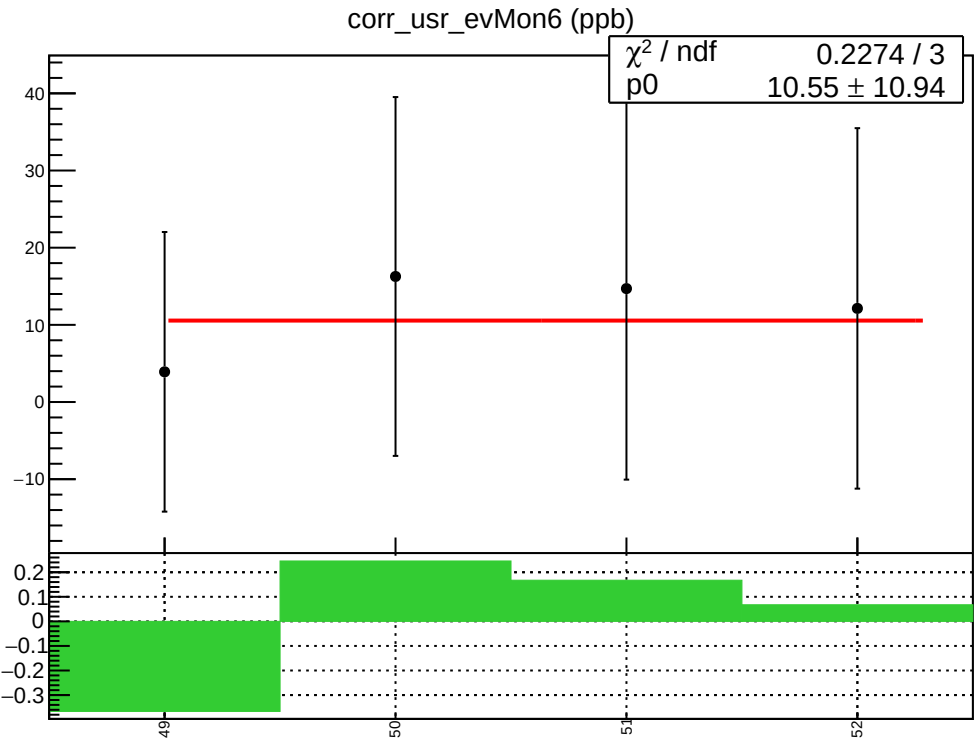
corr_usr_evMon6 (ppb)
χ² / ndf 0.2274 / 3
p0 10.55 ± 10.94
40
30
20
10
0
−10
0.2
0.1
0
−0.1
−0.2
−0.3
49
50
51
52

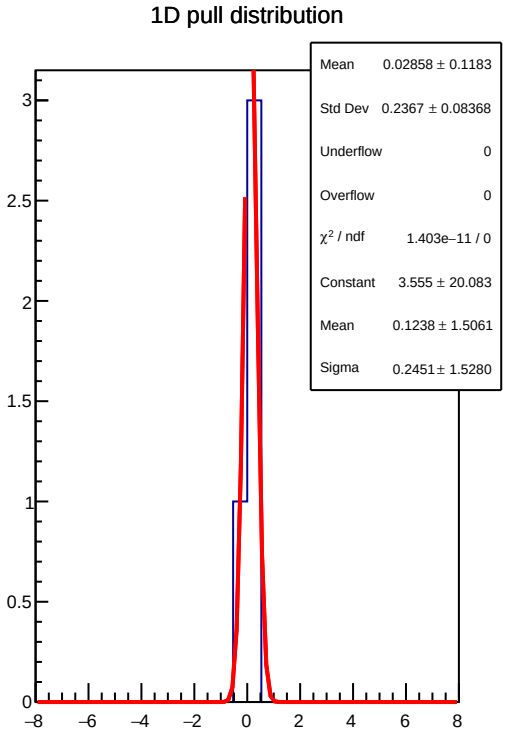
1D pull distribution
Mean 0.02858 ± 0.1183
Std Dev 0.2367 ± 0.08368
Underflow 0
Overflow 0
χ² / ndf 1.403e−11 / 0
Constant 3.555 ± 20.083
Mean 0.1238 ± 1.5061
Sigma 0.2451 ± 1.5280
3
2.5
2
1.5
1
0.5
0
−8
−6
−4
−2
0
2
4
6
8

corr_usr_evMon6 RMS (ppm)

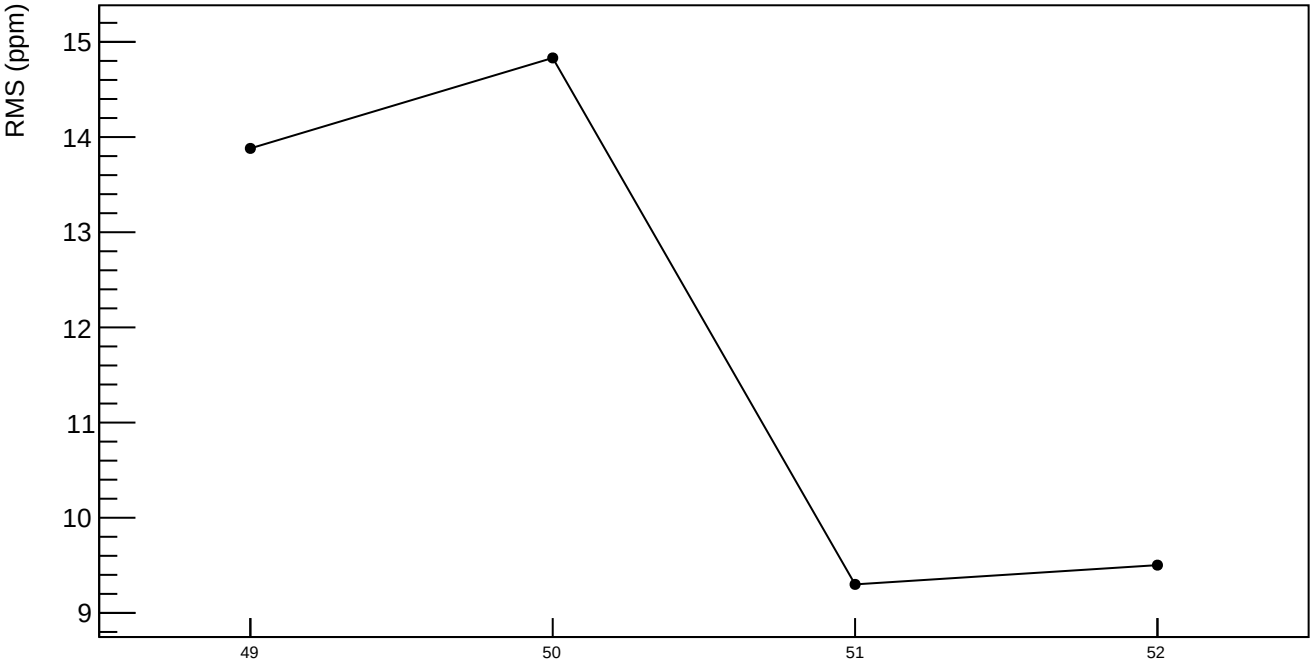

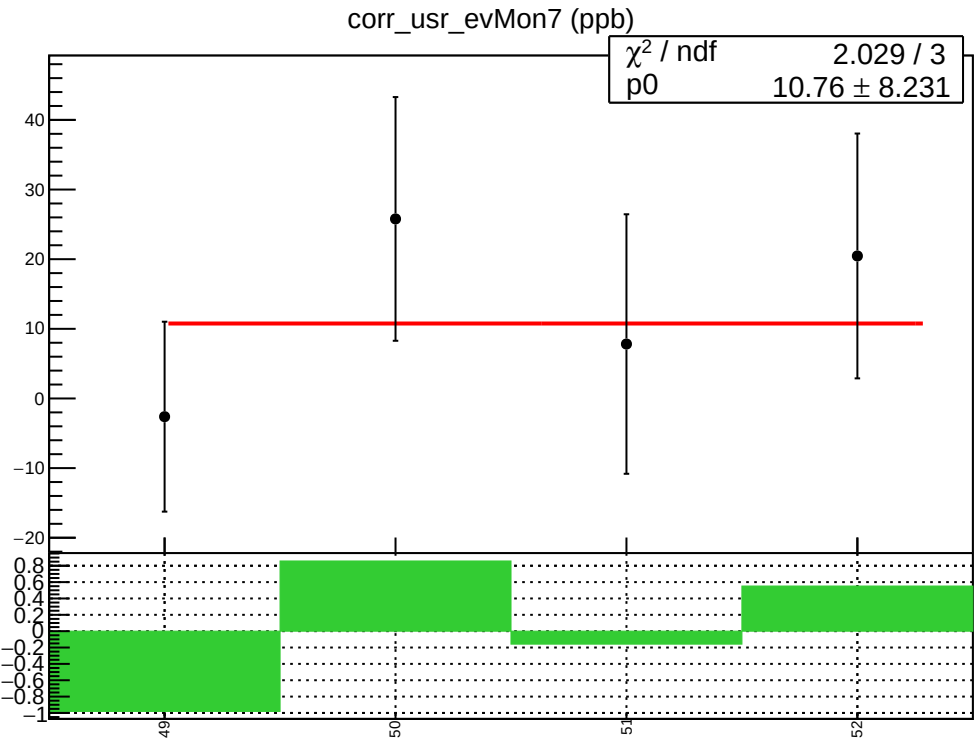
corr_usr_evMon7 (ppb)
χ² / ndf 2.029 / 3
p0 10.76 ± 8.231
40
30
20
10
0
−10
−20
0.8
0.6
0.4
0.2
0
−0.2
−0.4
−0.6
−0.8
−1
49
50
51
52

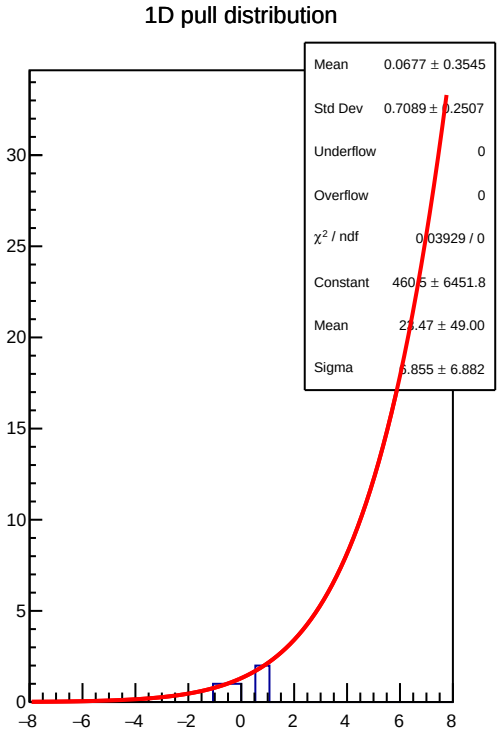
1D pull distribution
Mean 0.0677 ± 0.3545
Std Dev 0.7089 ± 0.2507
Underflow 0
Overflow 0
χ² / ndf 0.03929 / 0
Constant 460.5 ± 6451.8
Mean 23.47 ± 49.00
Sigma 5.855 ± 6.882
30
25
20
15
10
5
0
−8
−6
−4
−2
0
2
4
6
8

corr_usr_evMon7 RMS (ppm)

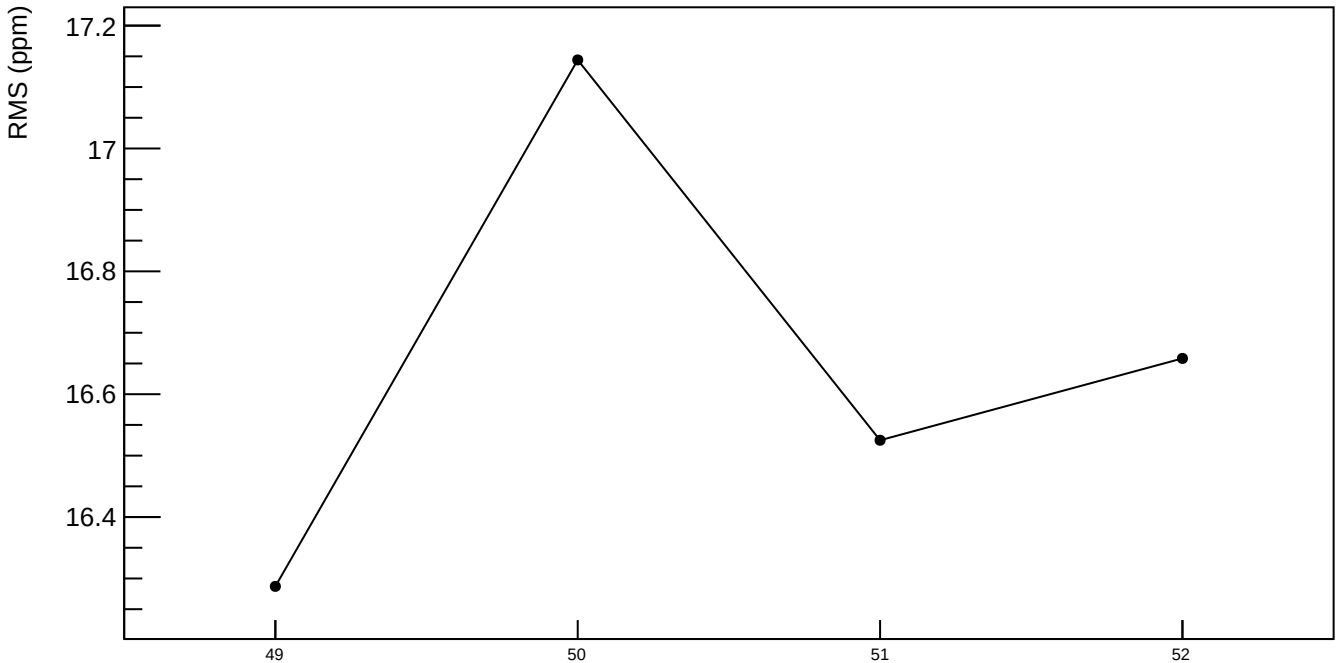

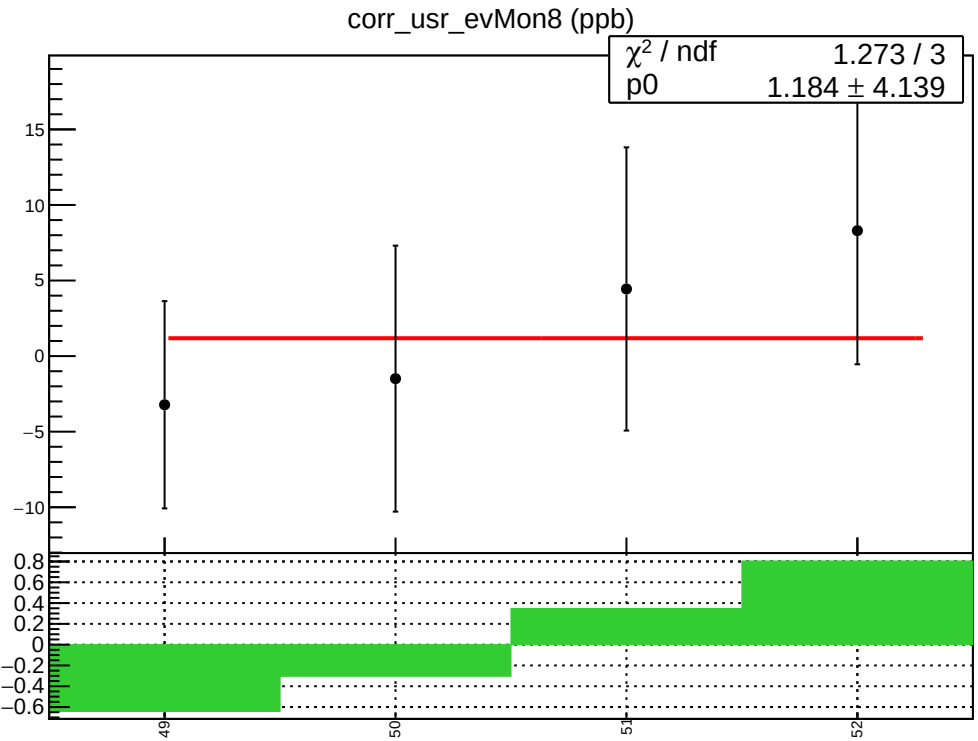
corr_usr_evMon8 (ppb)
χ² / ndf 1.273 / 3
p0 1.184 ± 4.139
15
10
5
0
−5
−10
0.8
0.6
0.4
0.2
0
−0.2
−0.4
−0.6
49
50
51
52

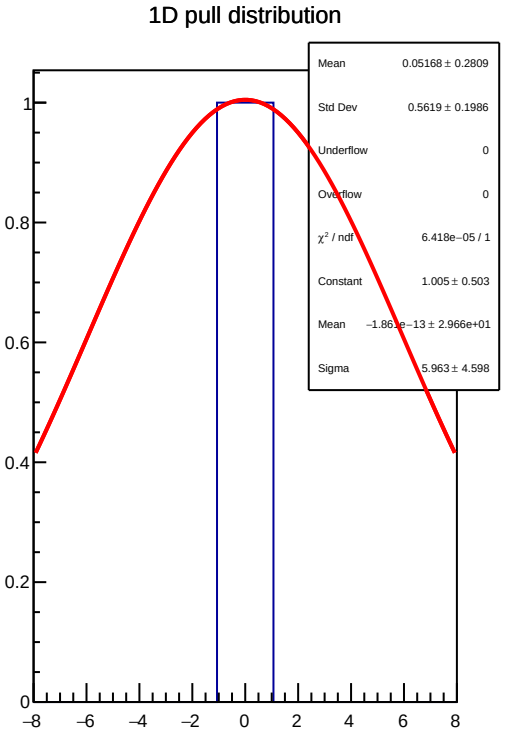
1D pull distribution
Mean 0.05168 ± 0.2809
Std Dev 0.5619 ± 0.1986
Underflow 0
Overflow 0
χ² / ndf 6.418e−05 / 1
Constant 1.005 ± 0.503
Mean −1.861e−13 ± 2.966e+01
Sigma 5.963 ± 4.598
1
0.8
0.6
0.4
0.2
0
−8
−6
−4
−2
0
2
4
6
8

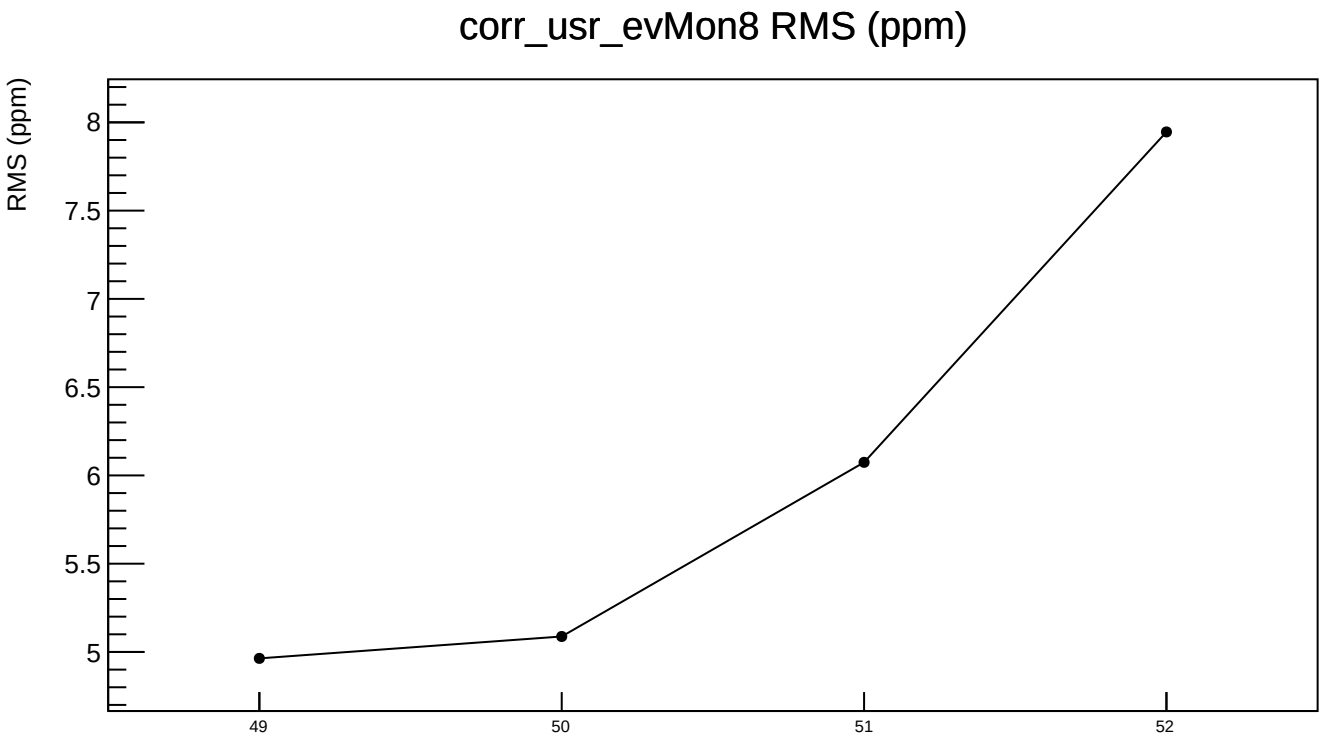
corr_usr_evMon8 RMS (ppm)
RMS (ppm)
8
7.5
7
6.5
6
5.5
5
49
50
51
52

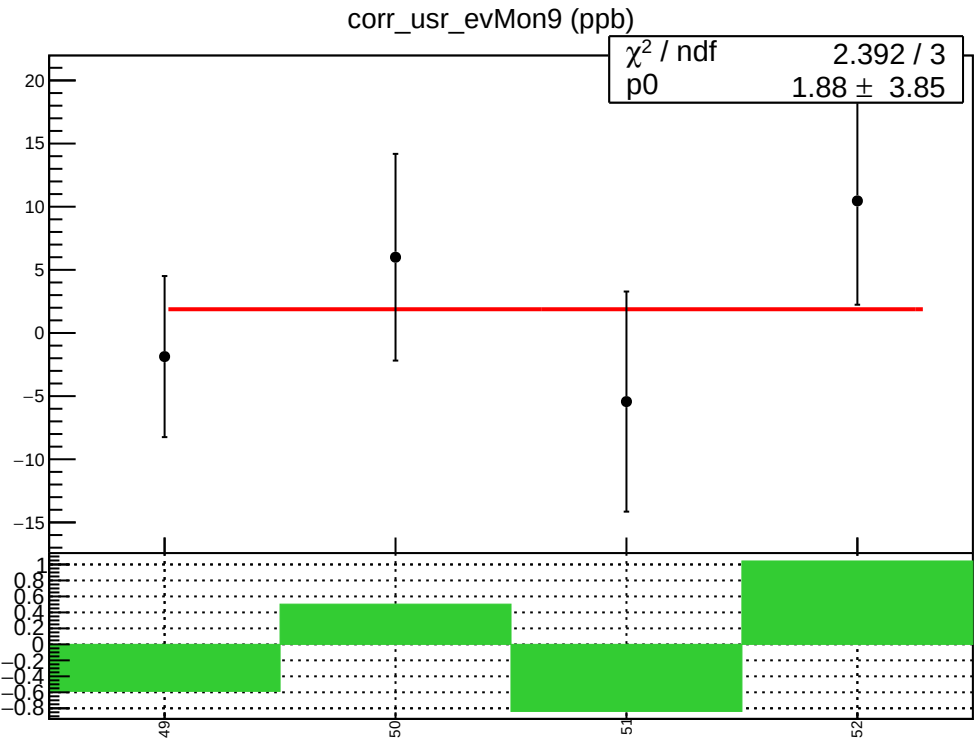
corr_usr_evMon9 (ppb)
χ² / ndf 2.392 / 3
p0 1.88 ± 3.85
20
15
10
5
0
−5
−10
−15
1
0.8
0.6
0.4
0.2
0
−0.2
−0.4
−0.6
−0.8
49
50
51
52

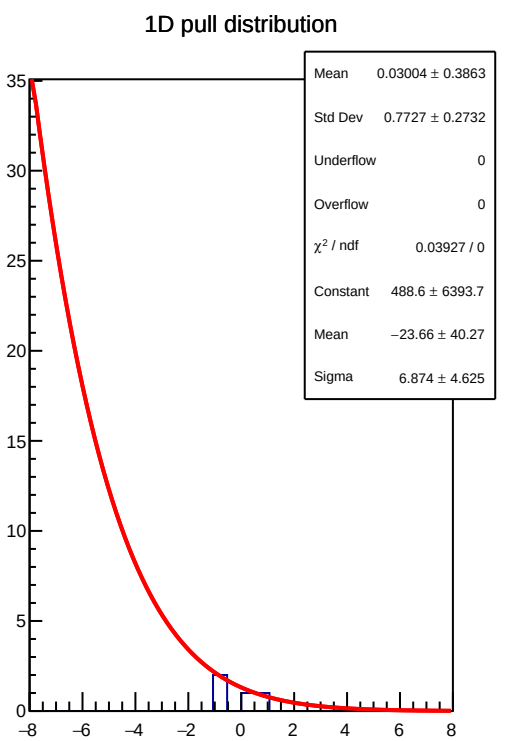
1D pull distribution
Mean 0.03004 ± 0.3863
Std Dev 0.7727 ± 0.2732
Underflow 0
Overflow 0
χ² / ndf 0.03927 / 0
Constant 488.6 ± 6393.7
Mean −23.66 ± 40.27
Sigma 6.874 ± 4.625
35
30
25
20
15
10
5
0
−8
−6
−4
−2
0
2
4
6
8

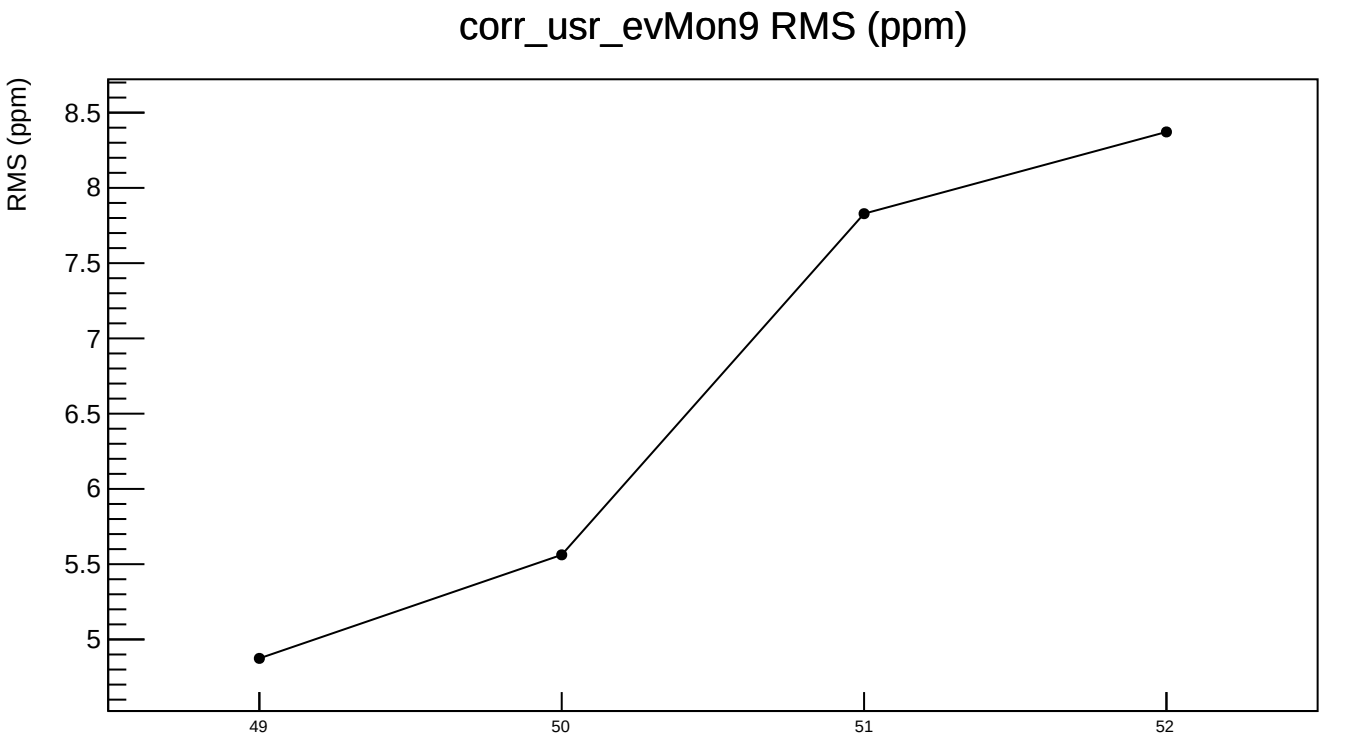
corr_usr_evMon9 RMS (ppm)
RMS (ppm)
8.5
8
7.5
7
6.5
6
5.5
5
49
50
51
52

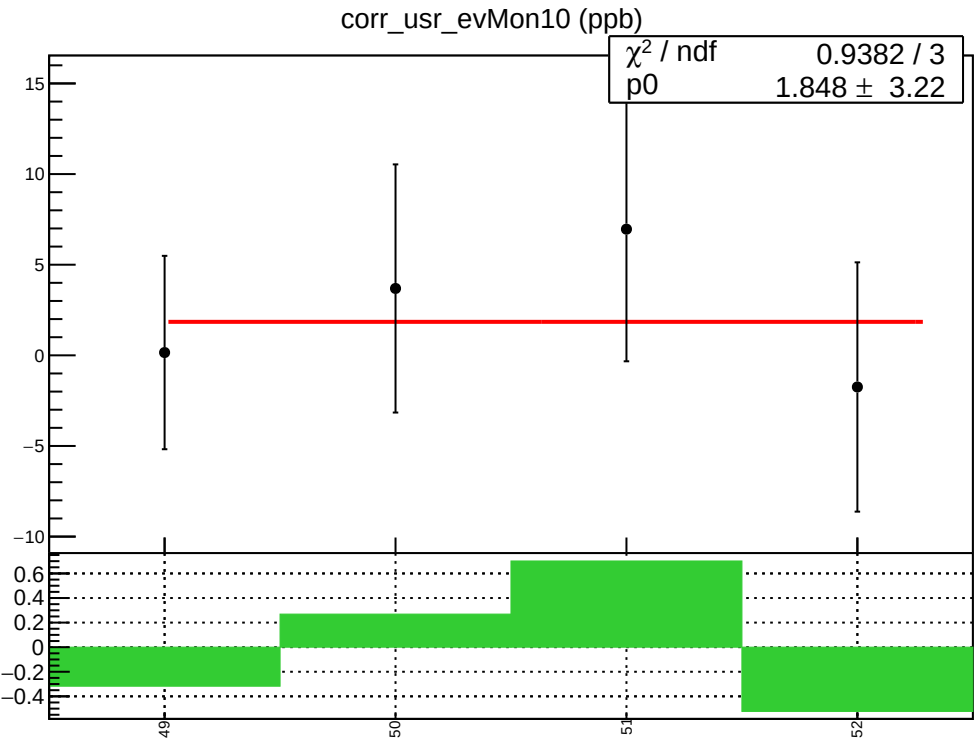
corr_usr_evMon10 (ppb)
χ² / ndf 0.9382 / 3
p0 1.848 ± 3.22
15
10
5
0
−5
−10
0.6
0.4
0.2
0
−0.2
−0.4
49
50
51
52

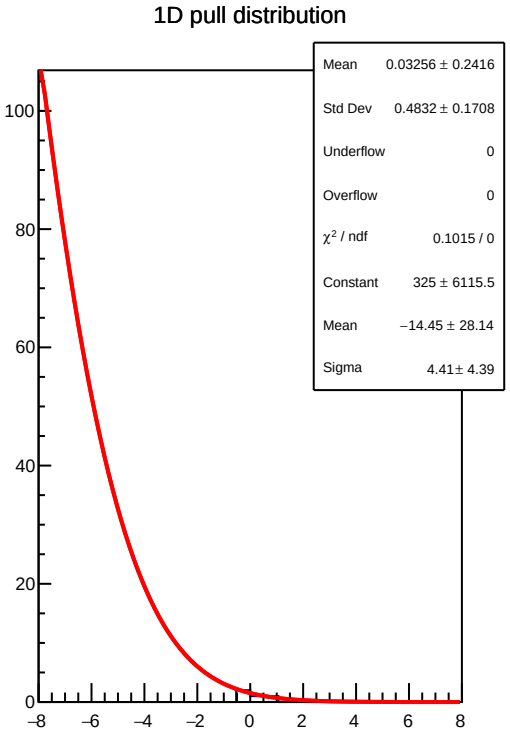
1D pull distribution
Mean 0.03256 ± 0.2416
Std Dev 0.4832 ± 0.1708
Underflow 0
Overflow 0
χ² / ndf 0.1015 / 0
Constant 325 ± 6115.5
Mean −14.45 ± 28.14
Sigma 4.41± 4.39
100
80
60
40
20
0
−8
−6
−4
−2
0
2
4
6
8

corr_usr_evMon10 RMS (ppm)

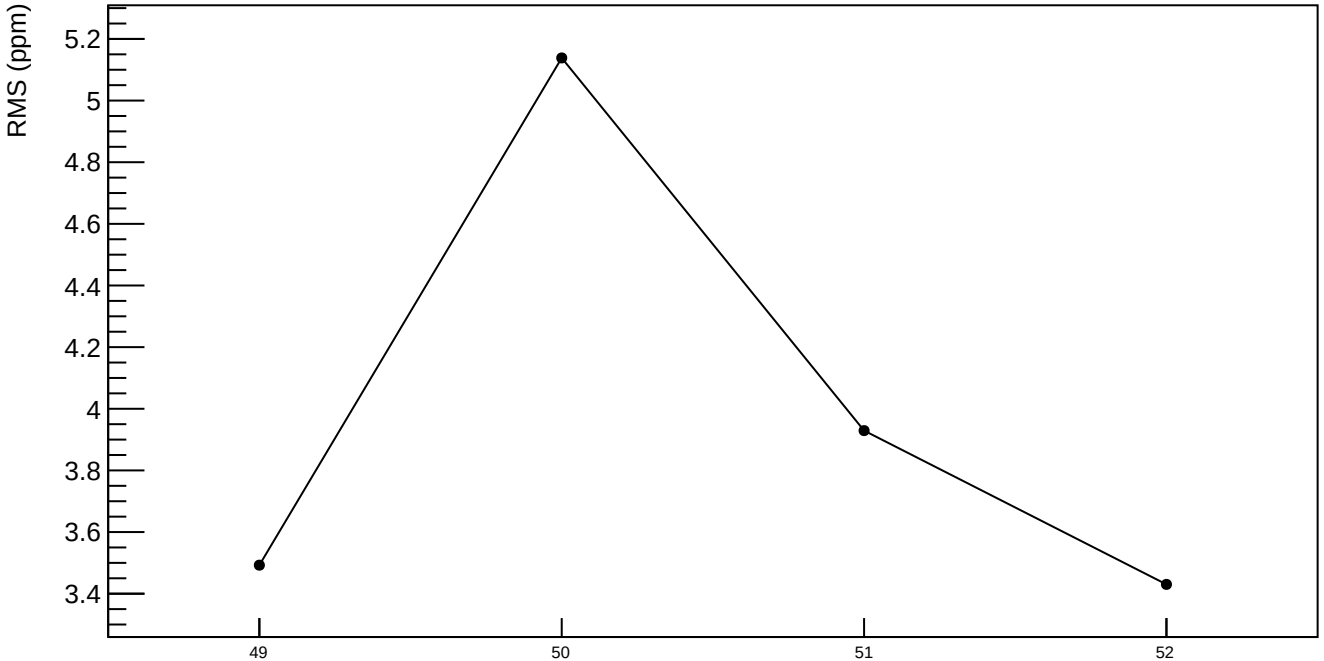

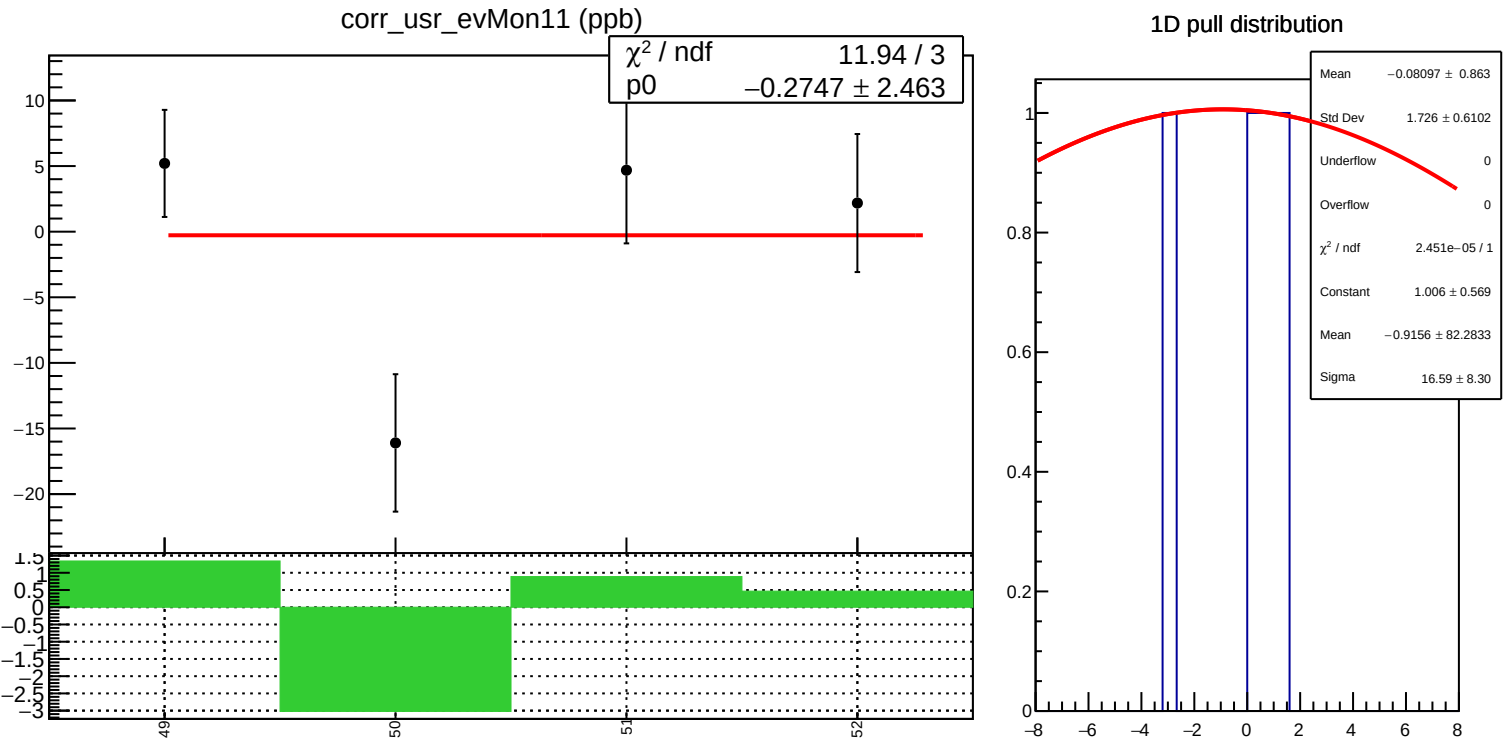
corr_usr_evMon11 (ppb)
χ² / ndf 11.94 / 3
p0 −0.2747 ± 2.463
1D pull distribution
Mean −0.08097 ± 0.863
Std Dev 1.726 ± 0.6102
Underflow 0
Overflow 0
χ² / ndf 2.451e−05 / 1
Constant 1.006 ± 0.569
Mean −0.9156 ± 82.2833
Sigma 16.59 ± 8.30

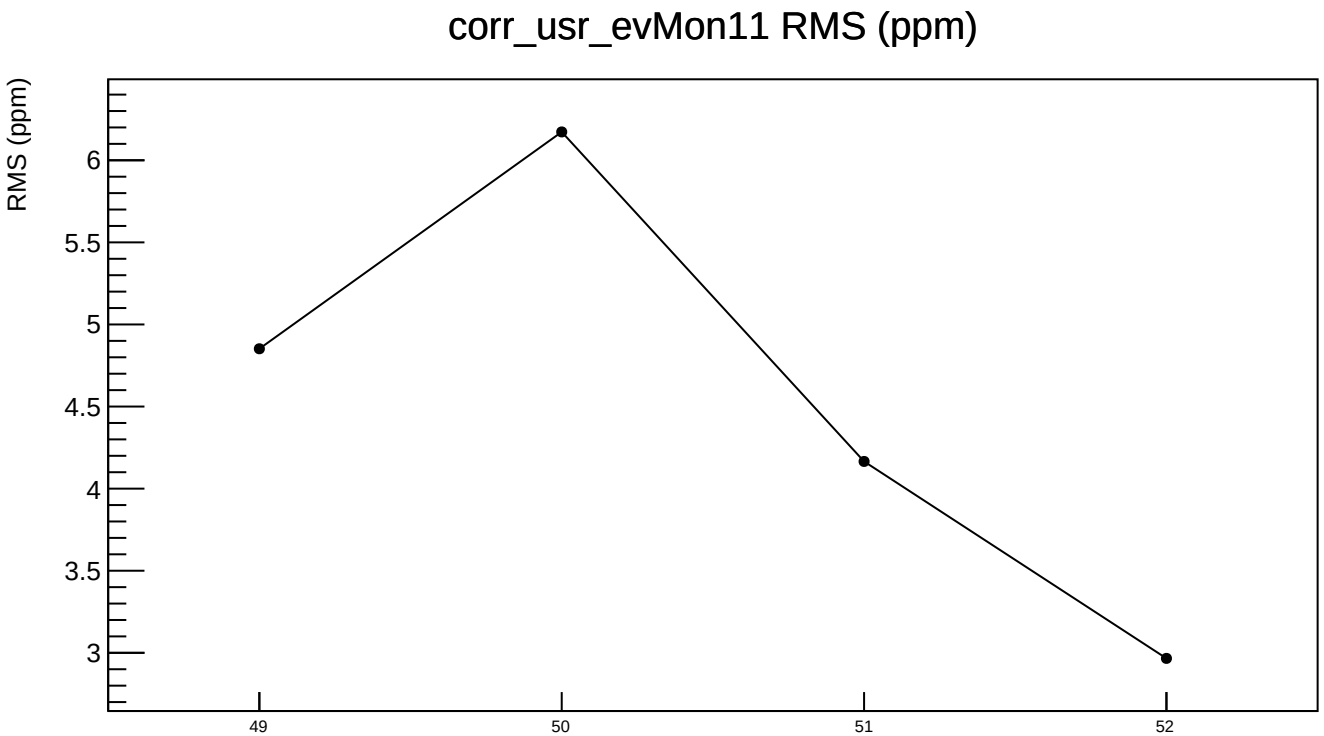
corr_usr_evMon11 RMS (ppm)
RMS (ppm)
6
5.5
5
4.5
4
3.5
3
49
50
51
52