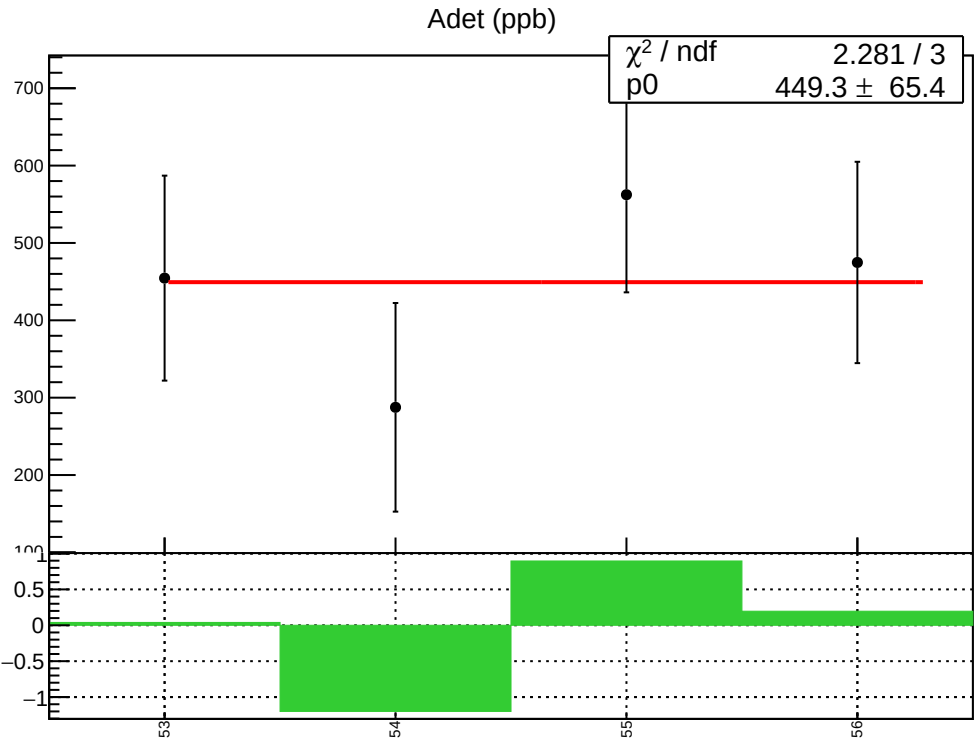
Adet (ppb)
χ² / ndf 2.281 / 3
p0 449.3 ± 65.4
700
600
500
400
300
200
100
1
0.5
0
−0.5
−1
53
54
55
56

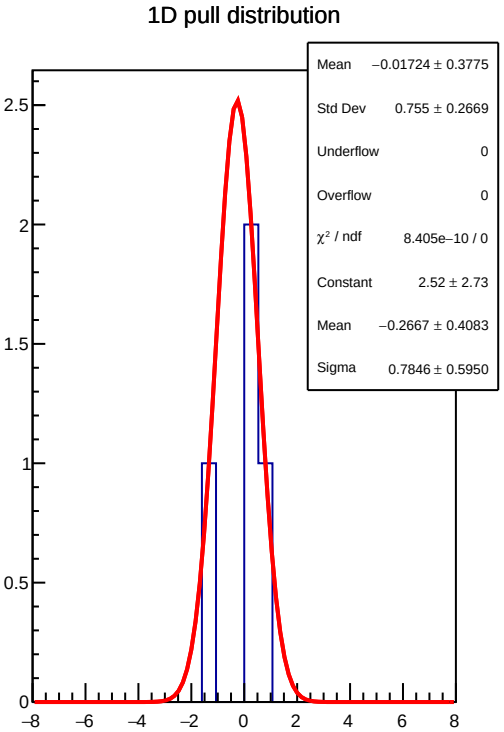
1D pull distribution
Mean −0.01724 ± 0.3775
Std Dev 0.755 ± 0.2669
Underflow 0
Overflow 0
χ² / ndf 8.405e−10 / 0
Constant 2.52 ± 2.73
Mean −0.2667 ± 0.4083
Sigma 0.7846 ± 0.5950
2.5
2
1.5
1
0.5
0
−8
−6
−4
−2
0
2
4
6
8

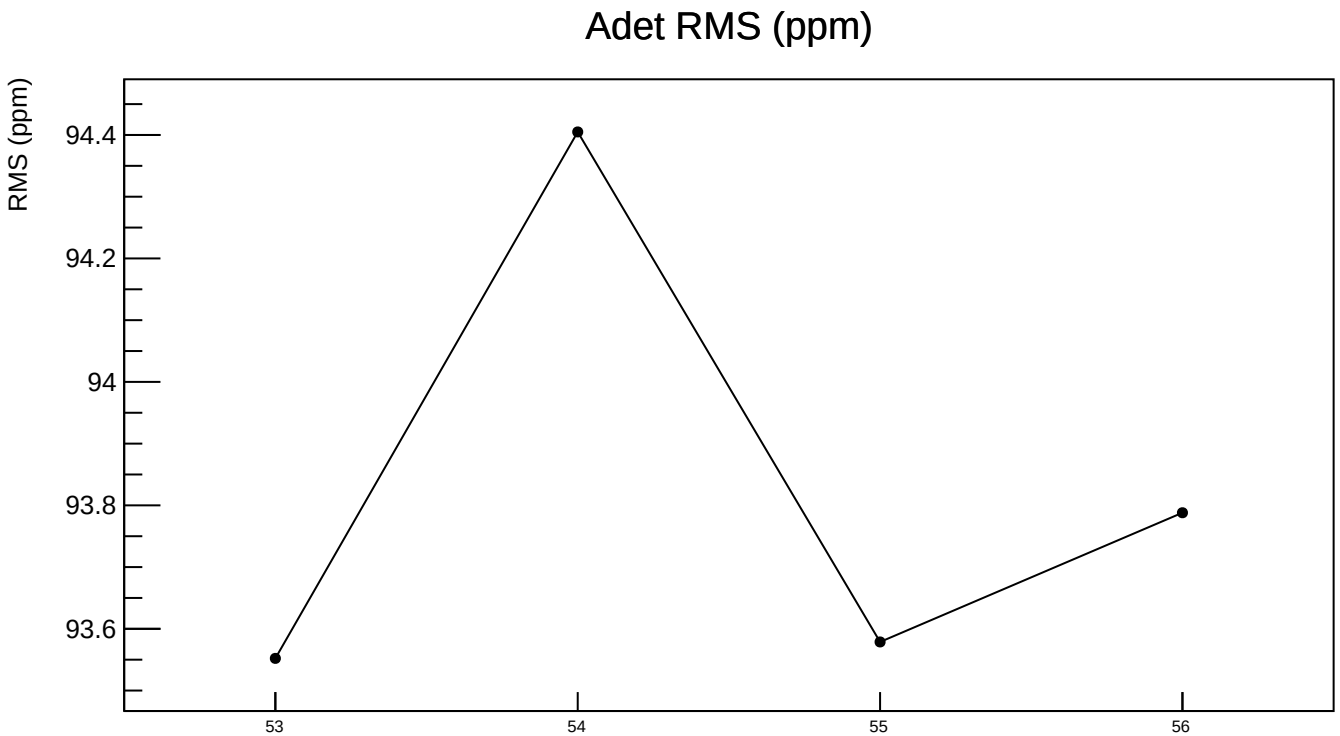
Adet RMS (ppm)
RMS (ppm)
94.4
94.2
94
93.8
93.6
53
54
55
56

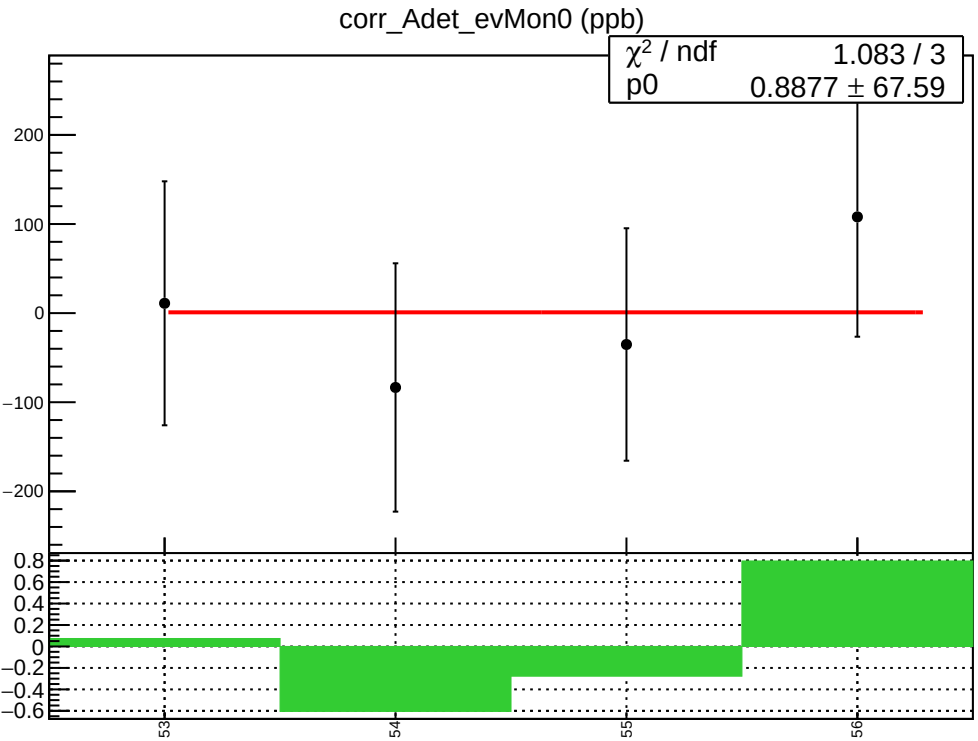
corr_Adet_evMon0 (ppb)
χ² / ndf 1.083 / 3
p0 0.8877 ± 67.59
200
100
0
−100
−200
0.8
0.6
0.4
0.2
0
−0.2
−0.4
−0.6
53
54
55
56

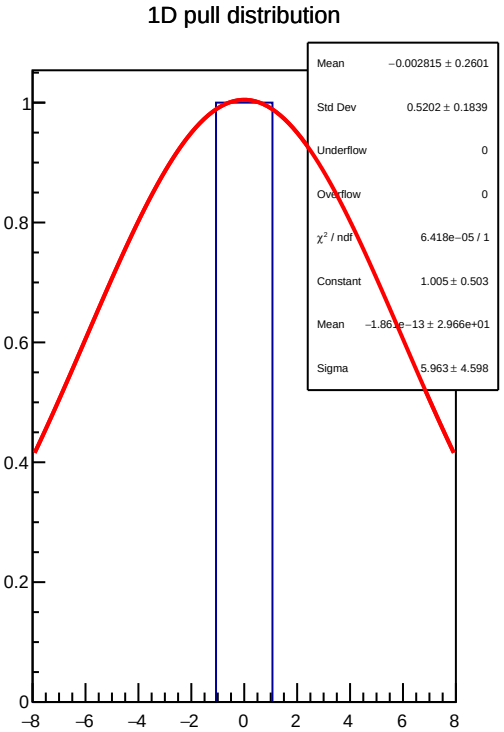
1D pull distribution
Mean −0.002815 ± 0.2601
Std Dev 0.5202 ± 0.1839
Underflow 0
Overflow 0
χ² / ndf 6.418e−05 / 1
Constant 1.005 ± 0.503
Mean −1.861e−13 ± 2.966e+01
Sigma 5.963 ± 4.598
1
0.8
0.6
0.4
0.2
0
−8
−6
−4
−2
0
2
4
6
8

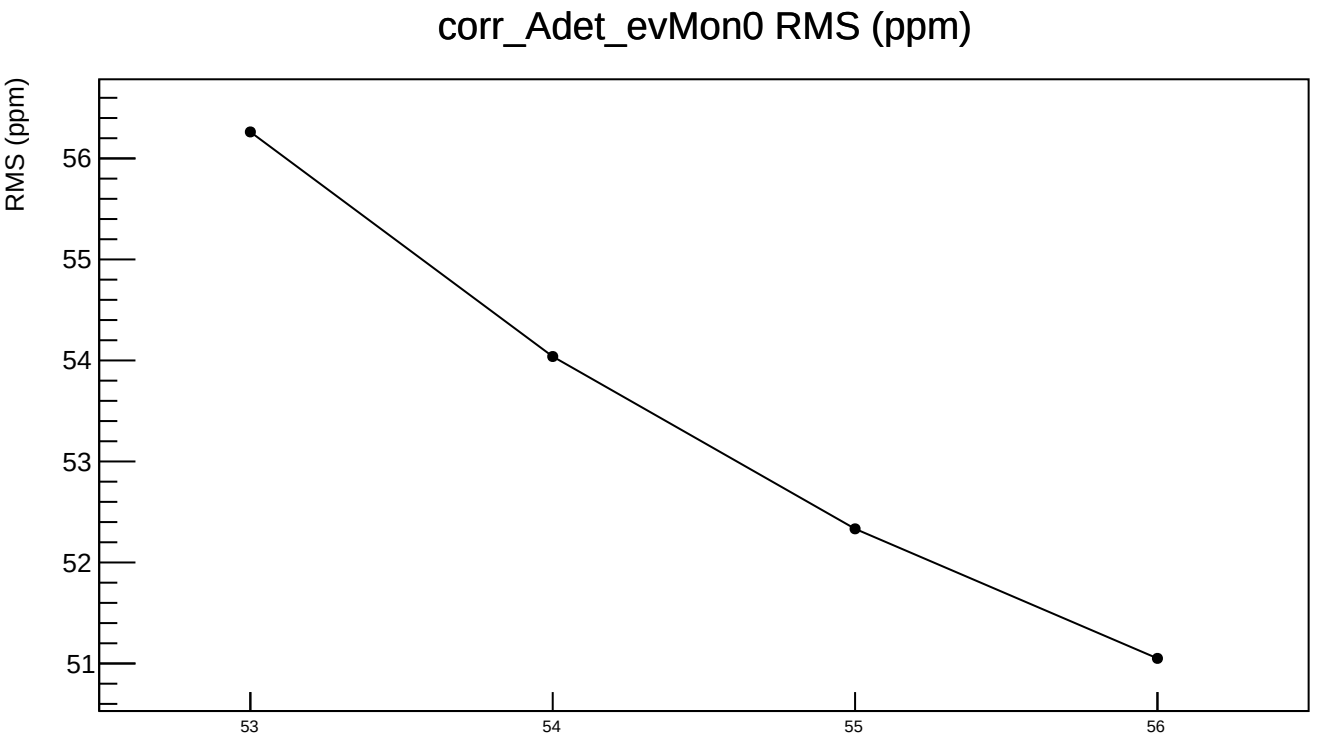
corr_Adet_evMon0 RMS (ppm)
RMS (ppm)
56
55
54
53
52
51
53
54
55
56

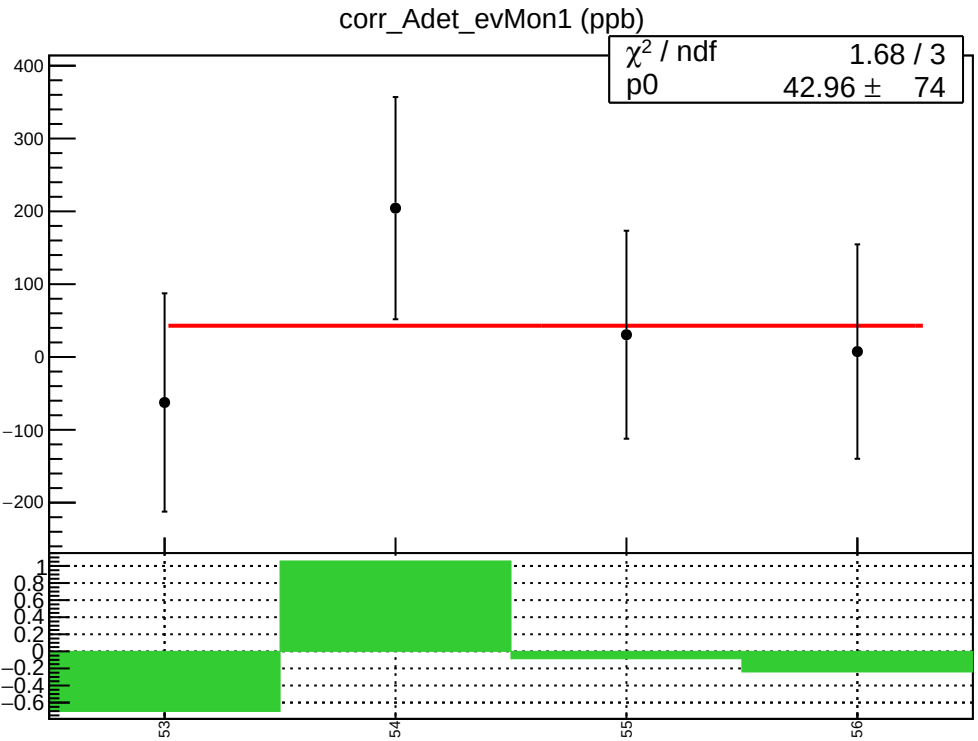
corr_Adet_evMon1 (ppb)
χ² / ndf 1.68 / 3
p0 42.96 ± 74
400
300
200
100
0
−100
−200
1
0.8
0.6
0.4
0.2
0
−0.2
−0.4
−0.6
53
54
55
56

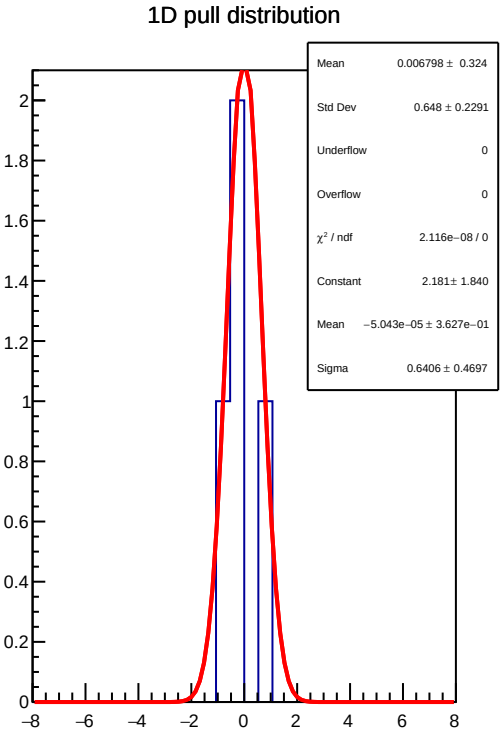
1D pull distribution
Mean 0.006798 ± 0.324
Std Dev 0.648 ± 0.2291
Underflow 0
Overflow 0
χ² / ndf 2.116e−08 / 0
Constant 2.181 ± 1.840
Mean −5.043e−05 ± 3.627e−01
Sigma 0.6406 ± 0.4697
2
1.8
1.6
1.4
1.2
1
0.8
0.6
0.4
0.2
0
−8
−6
−4
−2
0
2
4
6
8

corr_Adet_evMon1 RMS (ppm)

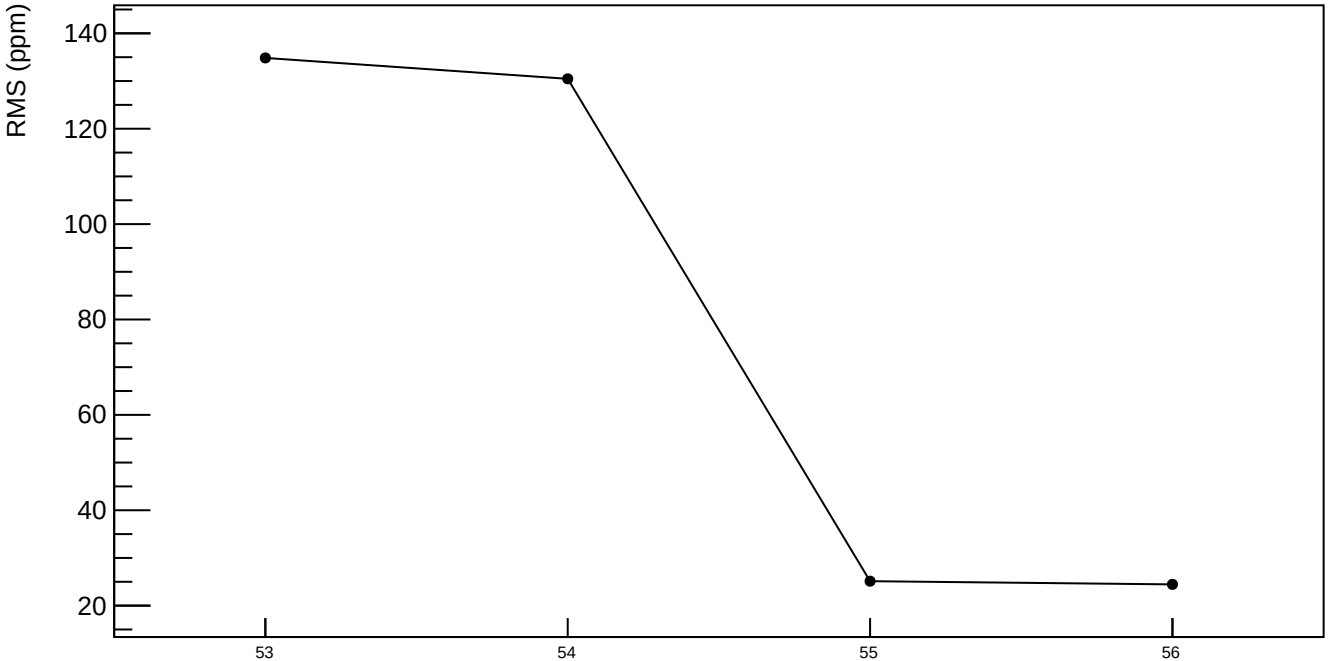

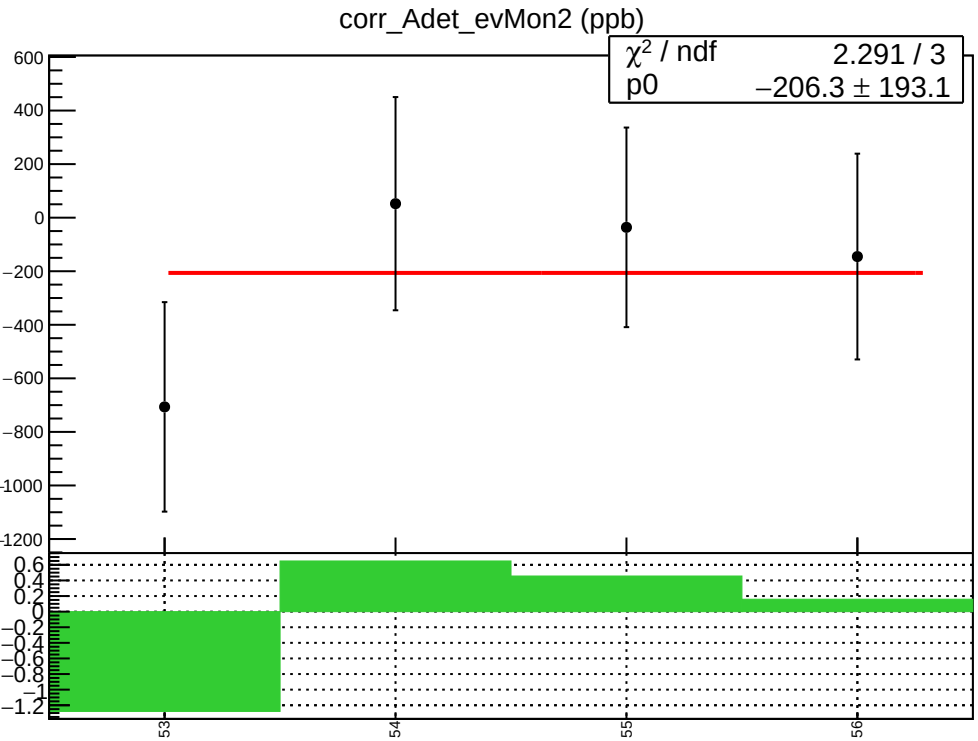
corr_Adet_evMon2 (ppb)
χ² / ndf 2.291 / 3
p0 −206.3 ± 193.1
600
400
200
0
−200
−400
−600
−800
−1000
−1200
0.6
0.4
0.2
0
−0.2
−0.4
−0.6
−0.8
−1
−1.2
53
54
55
56

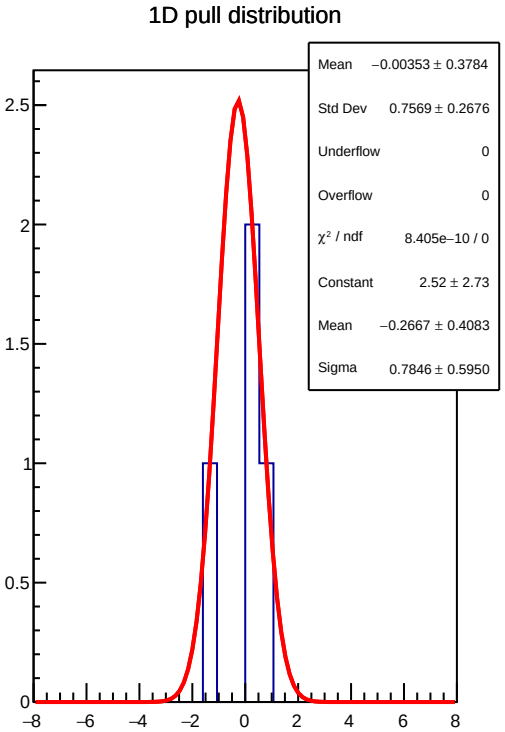
1D pull distribution
Mean −0.00353 ± 0.3784
Std Dev 0.7569 ± 0.2676
Underflow 0
Overflow 0
χ² / ndf 8.405e−10 / 0
Constant 2.52 ± 2.73
Mean −0.2667 ± 0.4083
Sigma 0.7846 ± 0.5950
2.5
2
1.5
1
0.5
0
−8
−6
−4
−2
0
2
4
6
8

corr_Adet_evMon2 RMS (ppm)

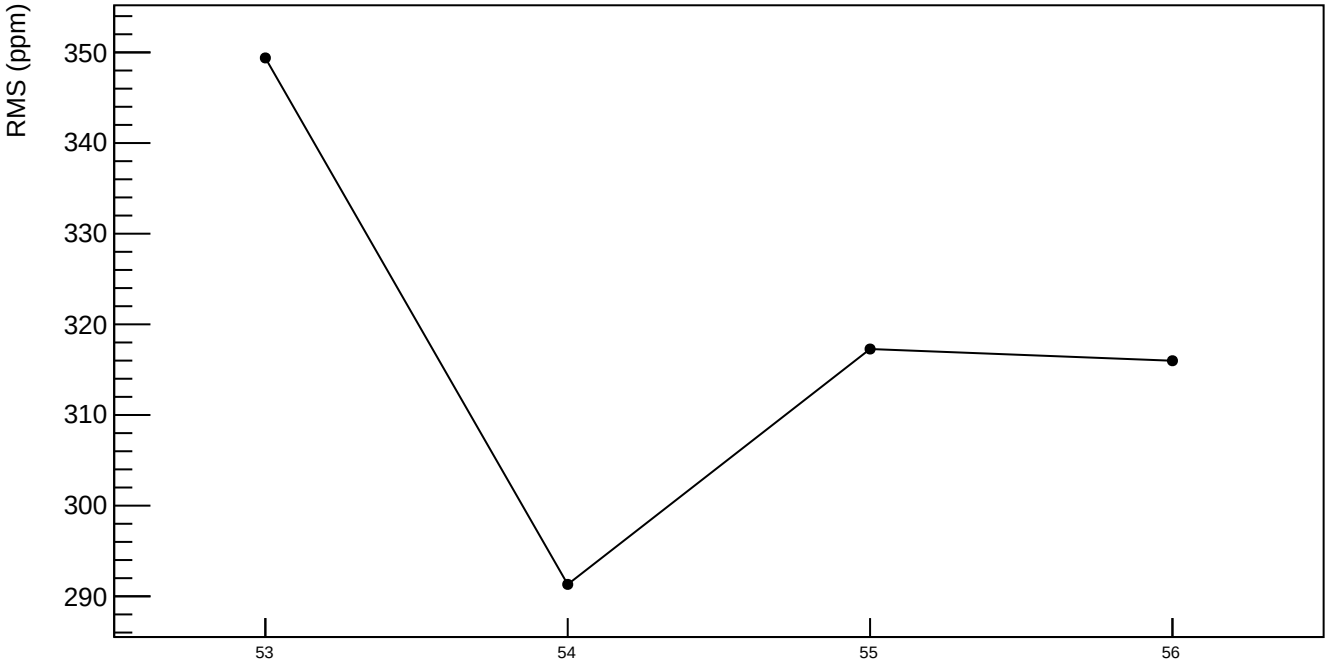

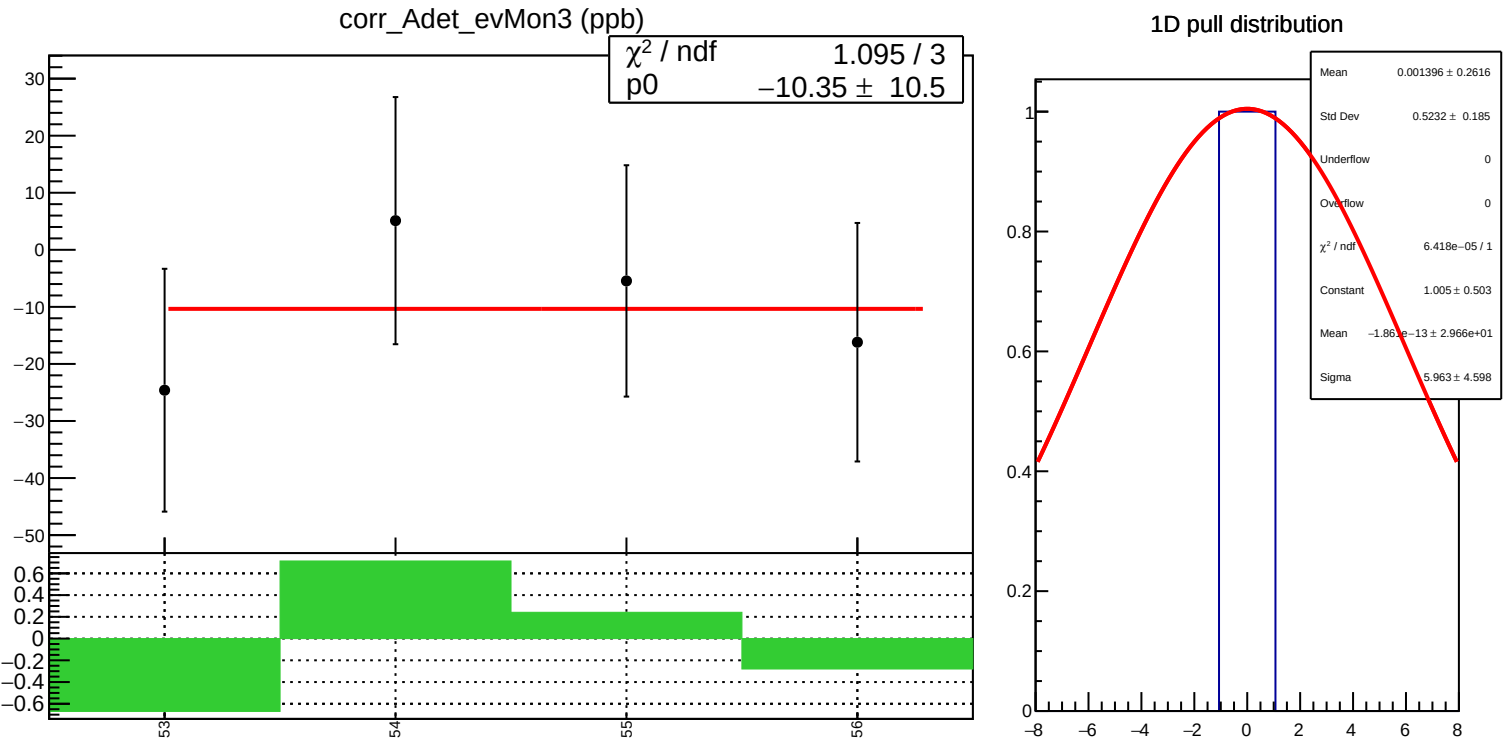
corr_Adet_evMon3 (ppb)
χ² / ndf 1.095 / 3
p0 −10.35 ± 10.5
53
54
55
56
1D pull distribution
Mean 0.001396 ± 0.2616
Std Dev 0.5232 ± 0.185
Underflow 0
Overflow 0
χ² / ndf 6.418e−05 / 1
Constant 1.005 ± 0.503
Mean −1.861e−13 ± 2.966e+01
Sigma 5.963 ± 4.598

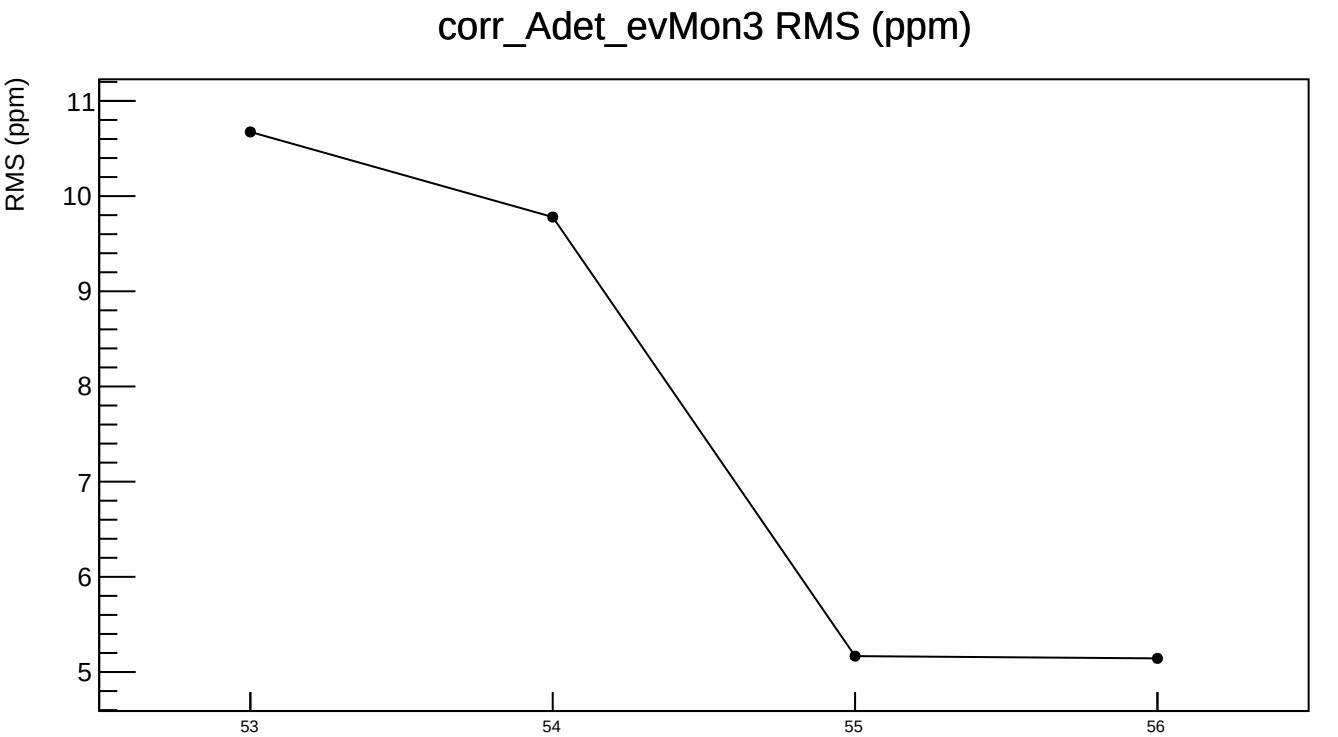
corr_Adet_evMon3 RMS (ppm)
RMS (ppm)
11
10
9
8
7
6
5
53
54
55
56

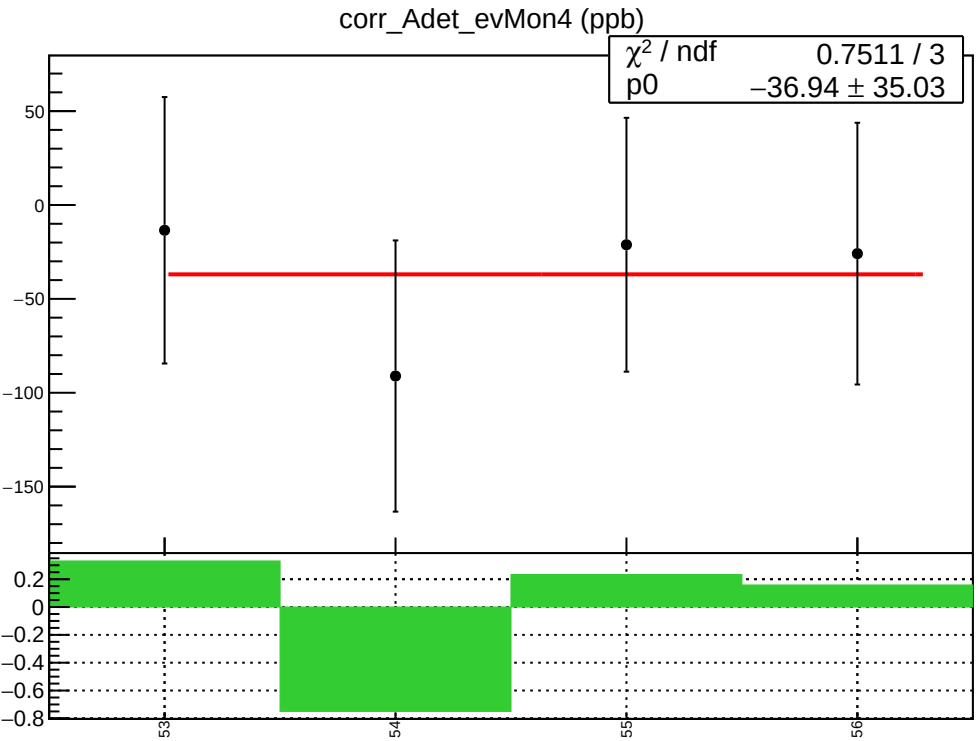
corr_Adet_evMon4 (ppb)
χ² / ndf 0.7511 / 3
p0 −36.94 ± 35.03
50
0
−50
−100
−150
0.2
0
−0.2
−0.4
−0.6
−0.8
53
54
55
56

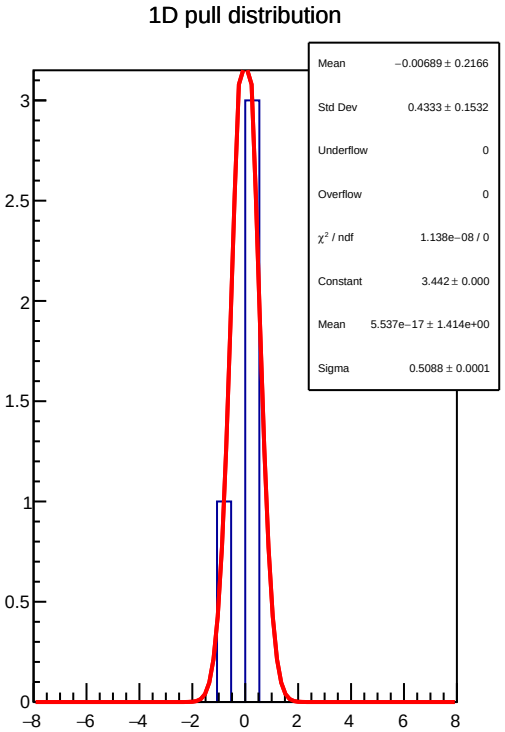
1D pull distribution
Mean −0.00689 ± 0.2166
Std Dev 0.4333 ± 0.1532
Underflow 0
Overflow 0
χ² / ndf 1.138e−08 / 0
Constant 3.442 ± 0.000
Mean 5.537e−17 ± 1.414e+00
Sigma 0.5088 ± 0.0001
3
2.5
2
1.5
1
0.5
0
−8
−6
−4
−2
0
2
4
6
8

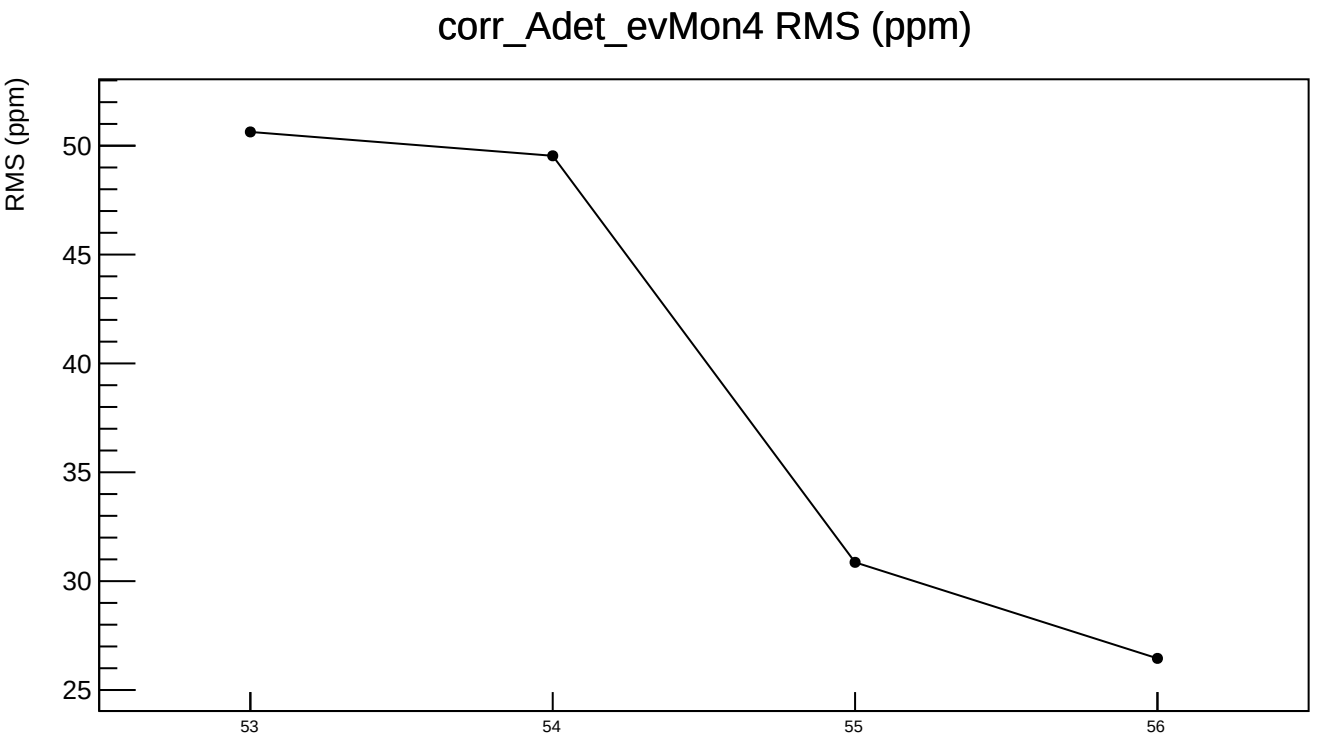
corr_Adet_evMon4 RMS (ppm)
RMS (ppm)
50
45
40
35
30
25
53
54
55
56

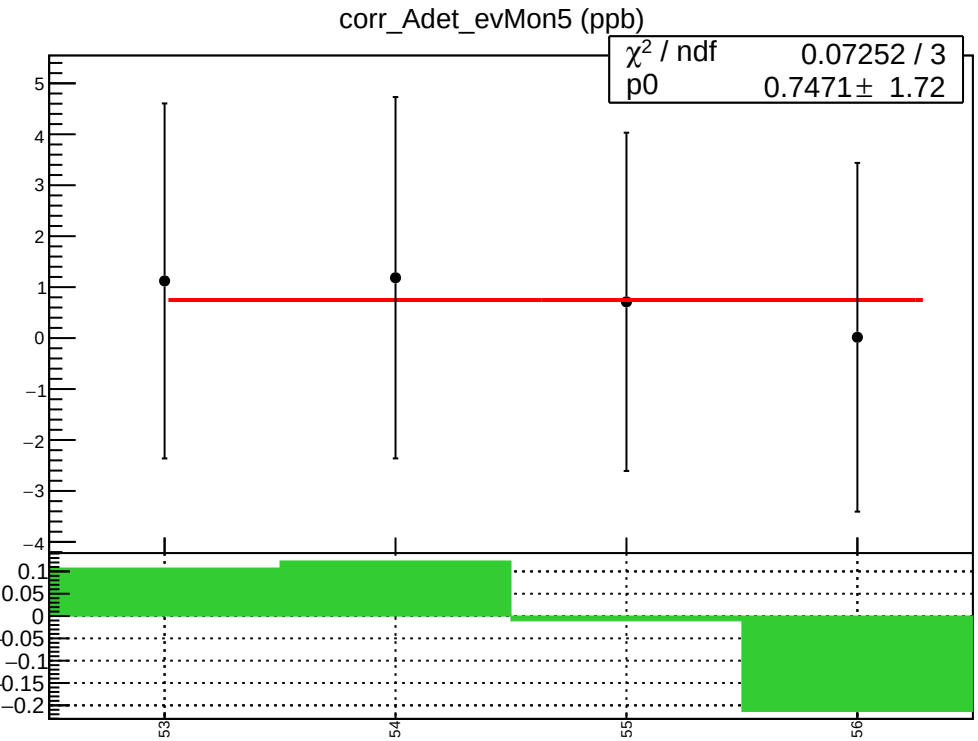
corr_Adet_evMon5 (ppb)
χ² / ndf 0.07252 / 3
p0 0.7471 ± 1.72
53
54
55
56

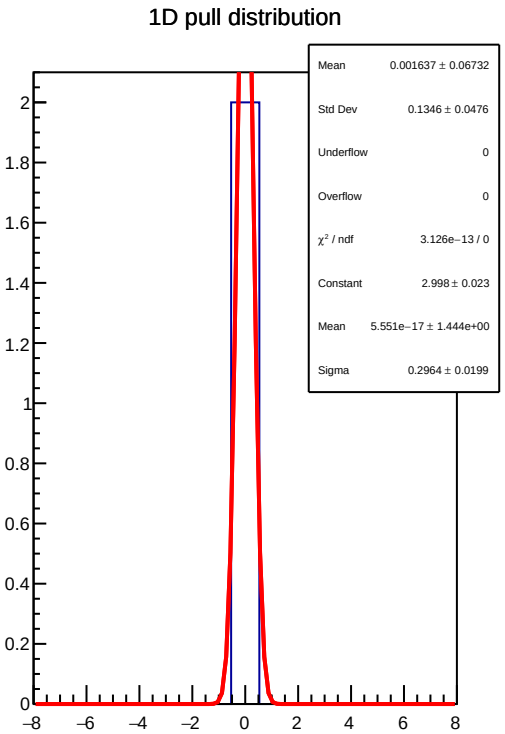
1D pull distribution
Mean 0.001637 ± 0.06732
Std Dev 0.1346 ± 0.0476
Underflow 0
Overflow 0
χ² / ndf 3.126e−13 / 0
Constant 2.998 ± 0.023
Mean 5.551e−17 ± 1.444e+00
Sigma 0.2964 ± 0.0199

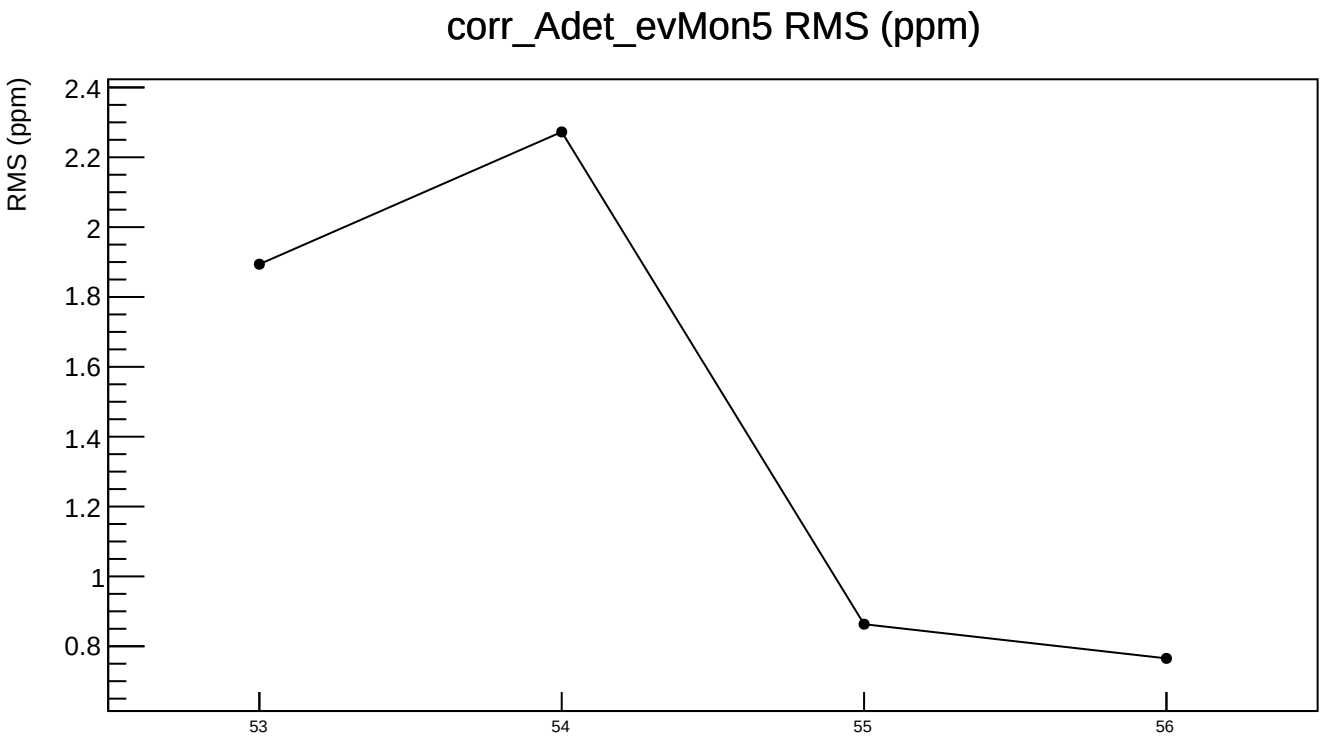
corr_Adet_evMon5 RMS (ppm)
RMS (ppm)
2.4
2.2
2
1.8
1.6
1.4
1.2
1
0.8
53
54
55
56

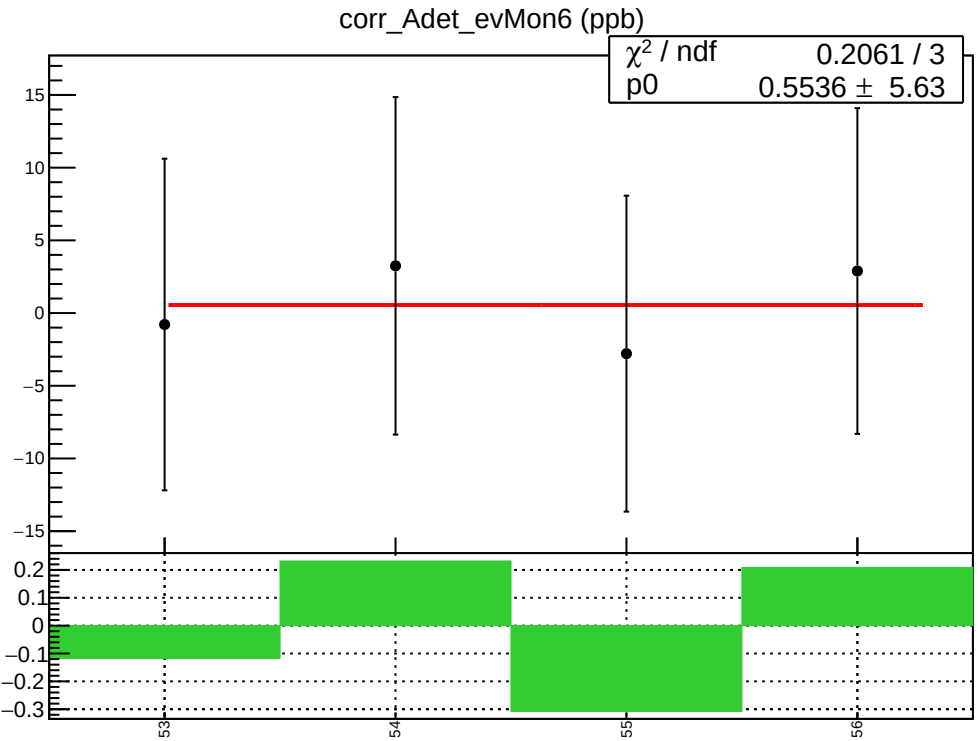
corr_Adet_evMon6 (ppb)
χ² / ndf 0.2061 / 3
p0 0.5536 ± 5.63
15
10
5
0
−5
−10
−15
0.2
0.1
0
−0.1
−0.2
−0.3
53
54
55
56

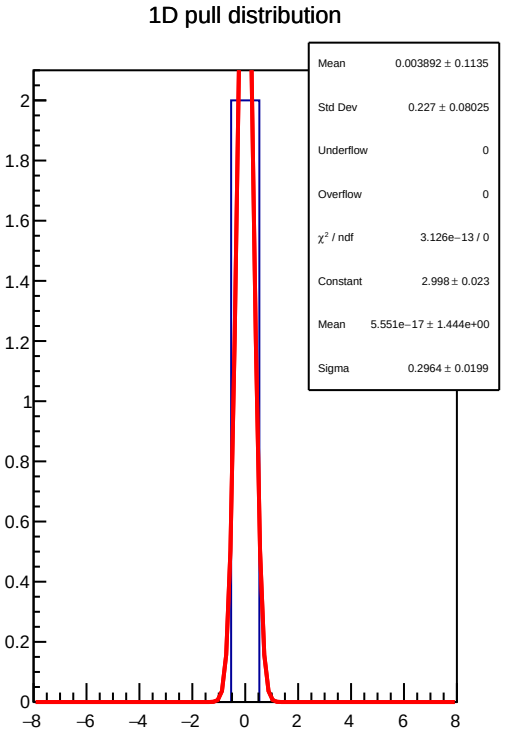
1D pull distribution
Mean 0.003892 ± 0.1135
Std Dev 0.227 ± 0.08025
Underflow 0
Overflow 0
χ² / ndf 3.126e−13 / 0
Constant 2.998 ± 0.023
Mean 5.551e−17 ± 1.444e+00
Sigma 0.2964 ± 0.0199
2
1.8
1.6
1.4
1.2
1
0.8
0.6
0.4
0.2
0
−8
−6
−4
−2
0
2
4
6
8

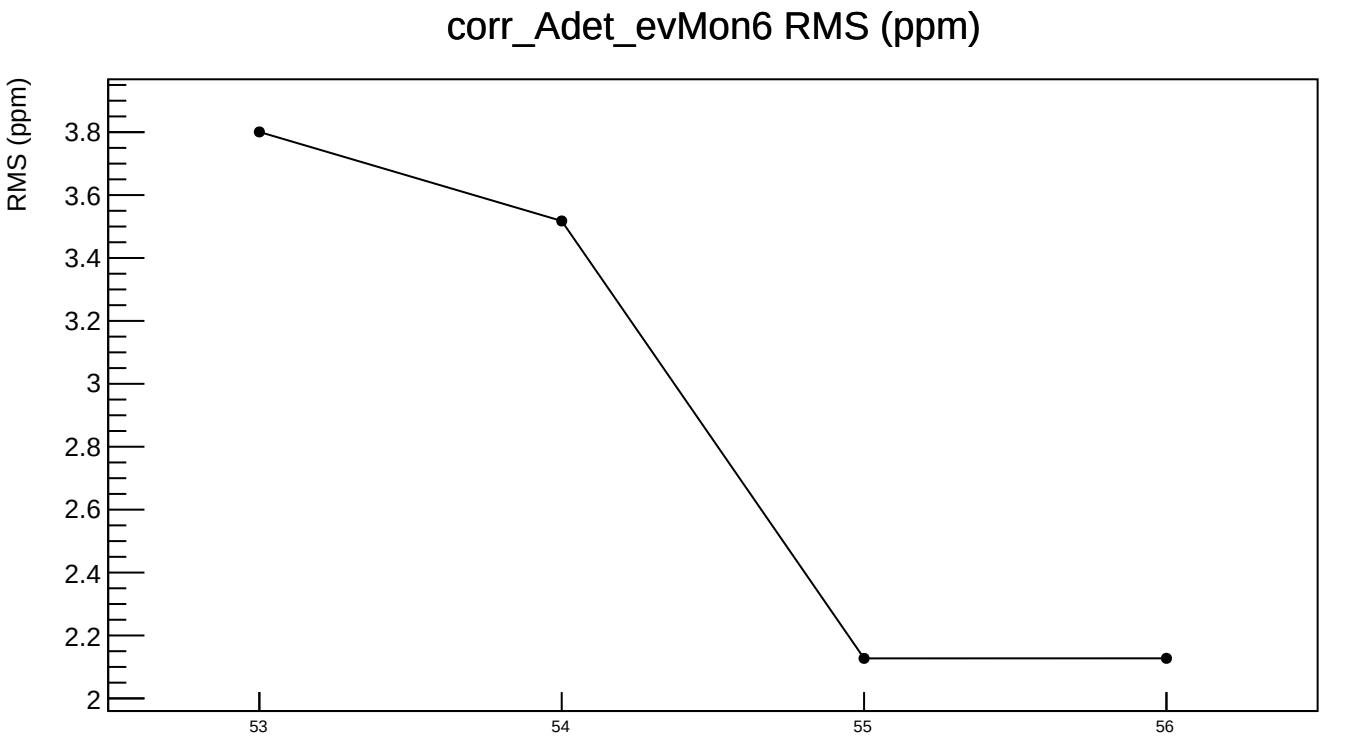
corr_Adet_evMon6 RMS (ppm)
RMS (ppm)
3.8
3.6
3.4
3.2
3
2.8
2.6
2.4
2.2
2
53
54
55
56

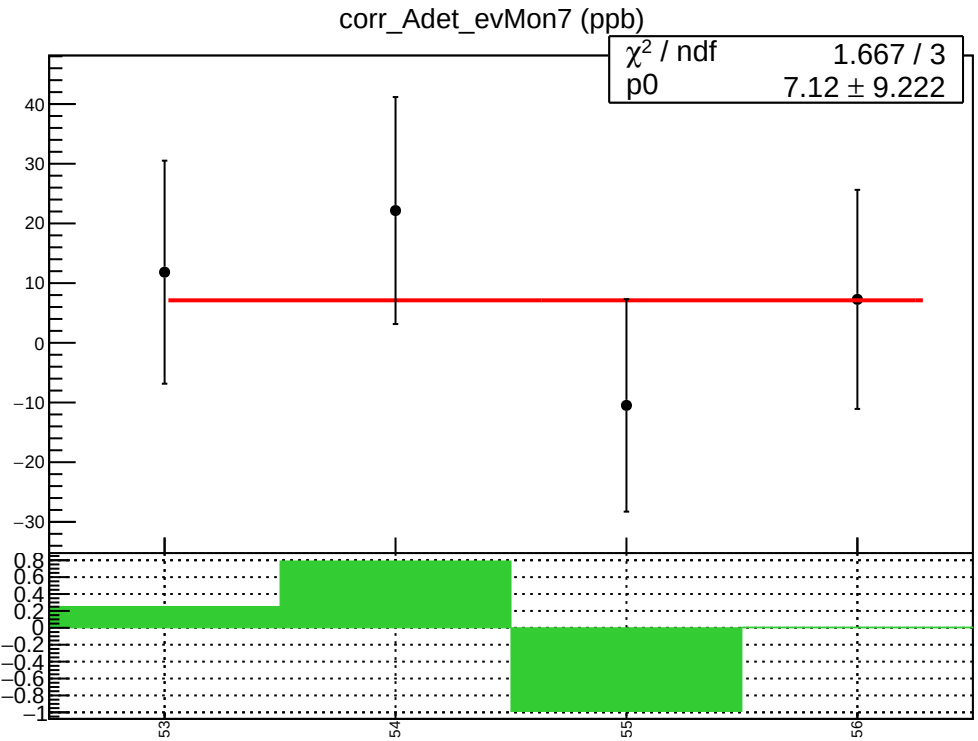
corr_Adet_evMon7 (ppb)
χ² / ndf 1.667 / 3
p0 7.12 ± 9.222
53
54
55
56

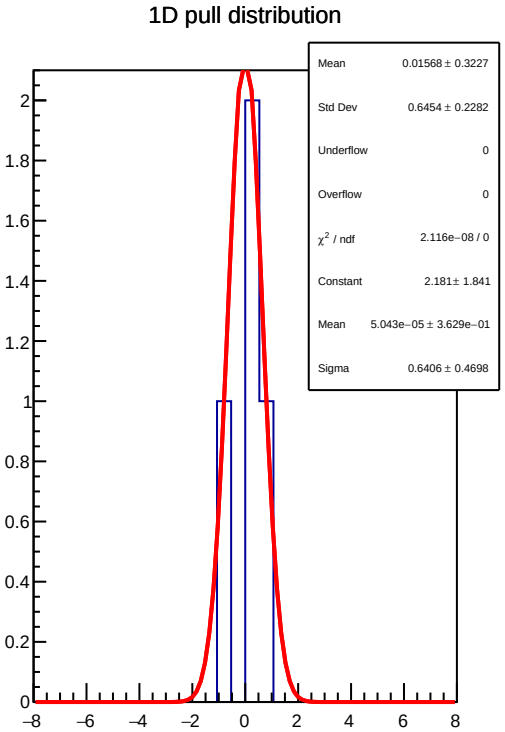
1D pull distribution
Mean 0.01568 ± 0.3227
Std Dev 0.6454 ± 0.2282
Underflow 0
Overflow 0
χ² / ndf 2.116e−08 / 0
Constant 2.181 ± 1.841
Mean 5.043e−05 ± 3.629e−01
Sigma 0.6406 ± 0.4698

corr_Adet_evMon7 RMS (ppm)

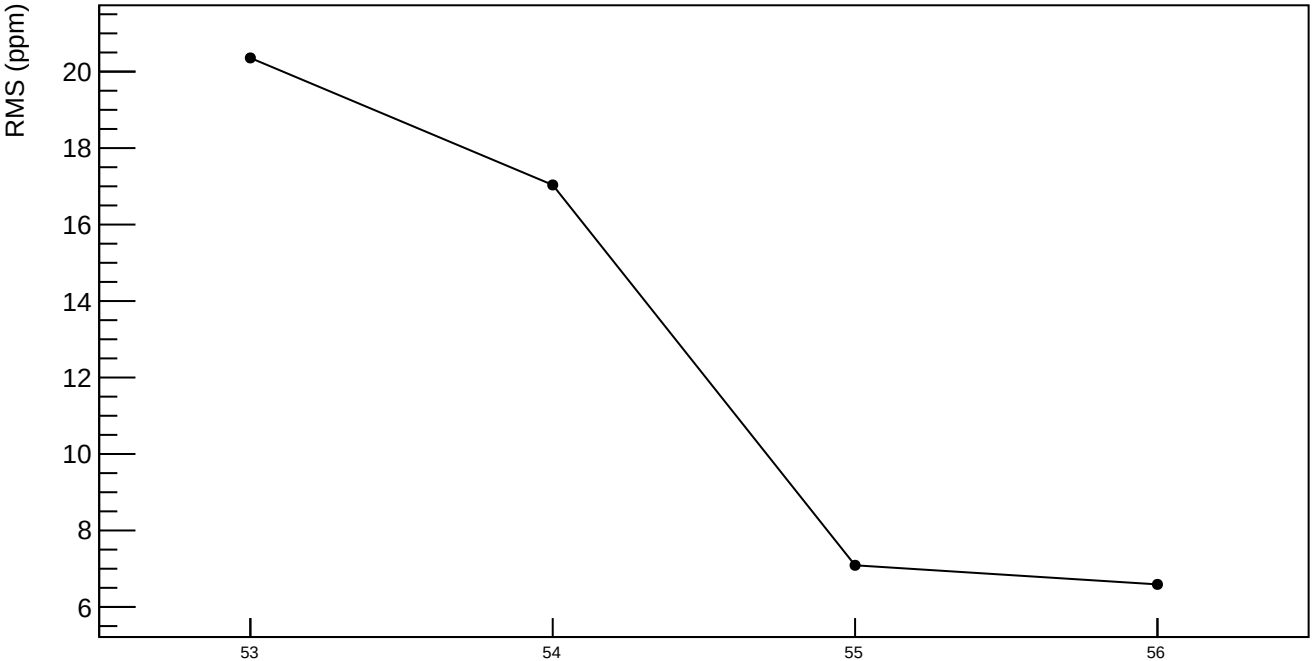

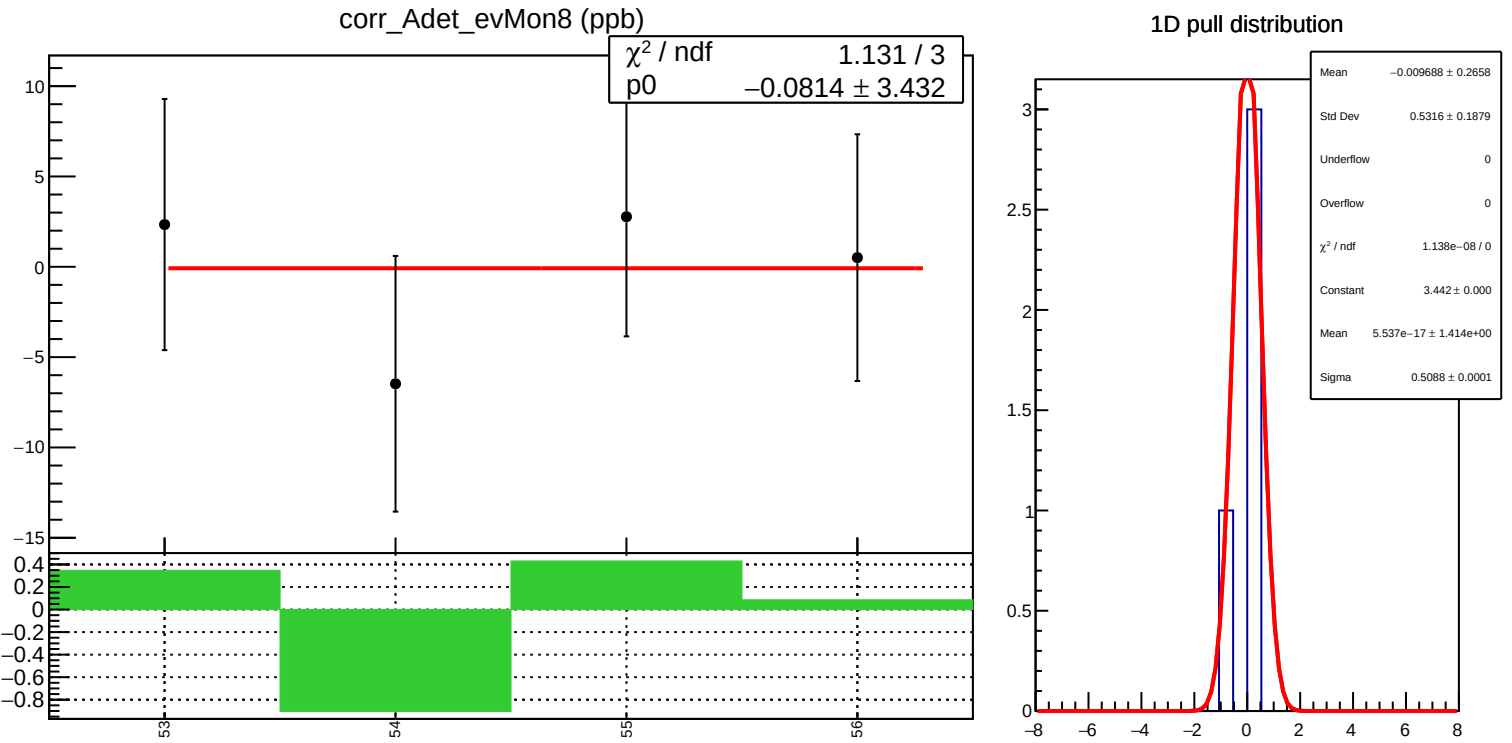
corr_Adet_evMon8 (ppb)
χ² / ndf 1.131 / 3
p0 −0.0814 ± 3.432
1D pull distribution
Mean −0.009688 ± 0.2658
Std Dev 0.5316 ± 0.1879
Underflow 0
Overflow 0
χ² / ndf 1.138e−08 / 0
Constant 3.442 ± 0.000
Mean 5.537e−17 ± 1.414e+00
Sigma 0.5088 ± 0.0001

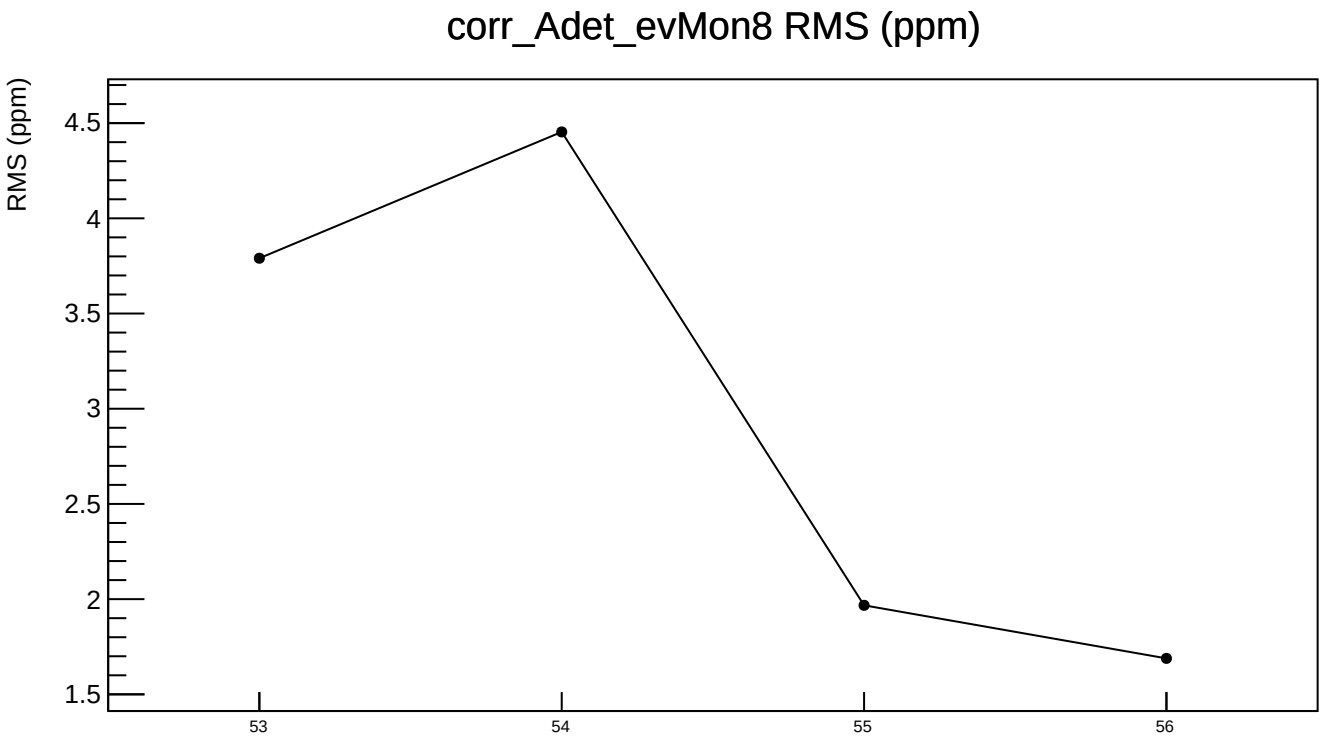
corr_Adet_evMon8 RMS (ppm)
RMS (ppm)
4.5
4
3.5
3
2.5
2
1.5
53
54
55
56

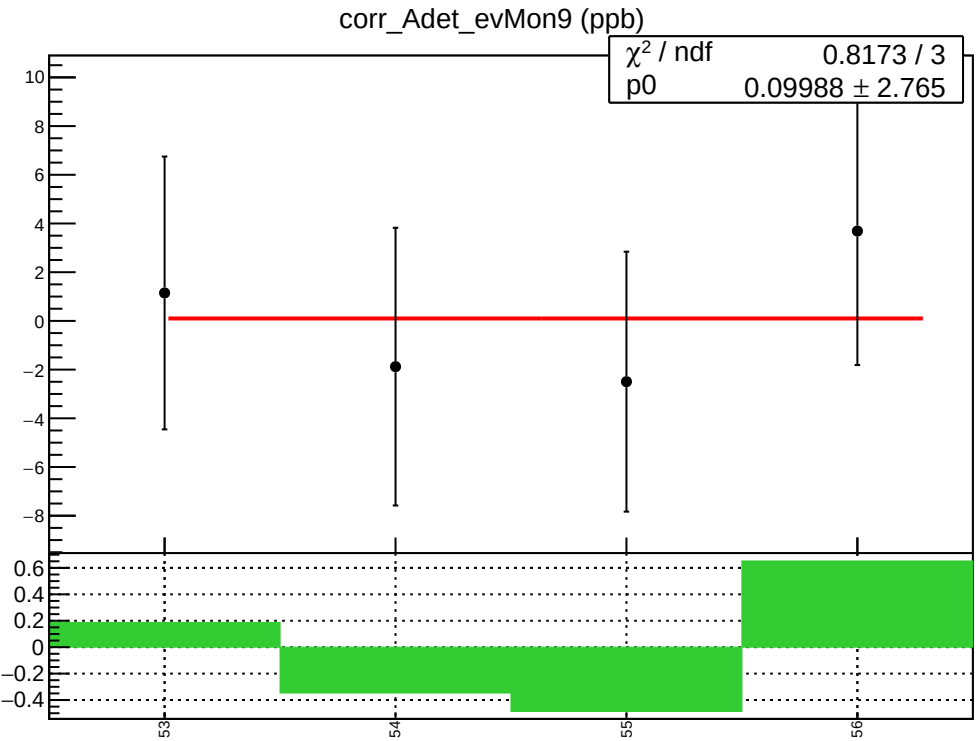
corr_Adet_evMon9 (ppb)
χ² / ndf 0.8173 / 3
p0 0.09988 ± 2.765
10
8
6
4
2
0
−2
−4
−6
−8
0.6
0.4
0.2
0
−0.2
−0.4
53
54
55
56

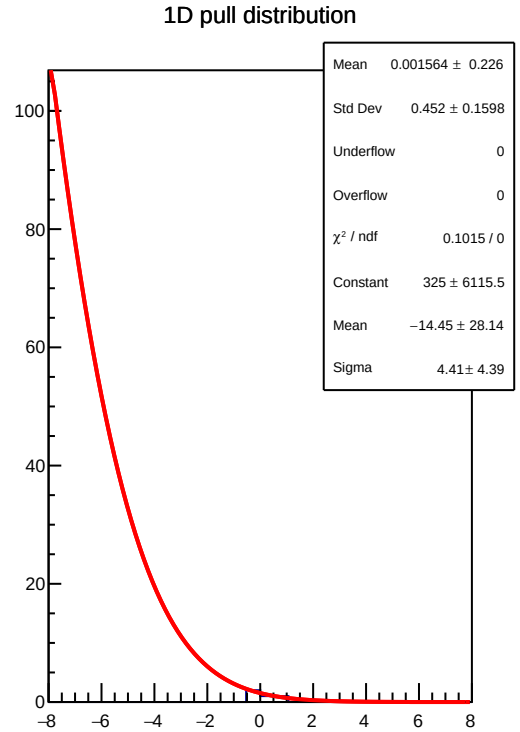
1D pull distribution
Mean 0.001564 ± 0.226
Std Dev 0.452 ± 0.1598
Underflow 0
Overflow 0
χ² / ndf 0.1015 / 0
Constant 325 ± 6115.5
Mean −14.45 ± 28.14
Sigma 4.41± 4.39
100
80
60
40
20
0
−8
−6
−4
−2
0
2
4
6
8

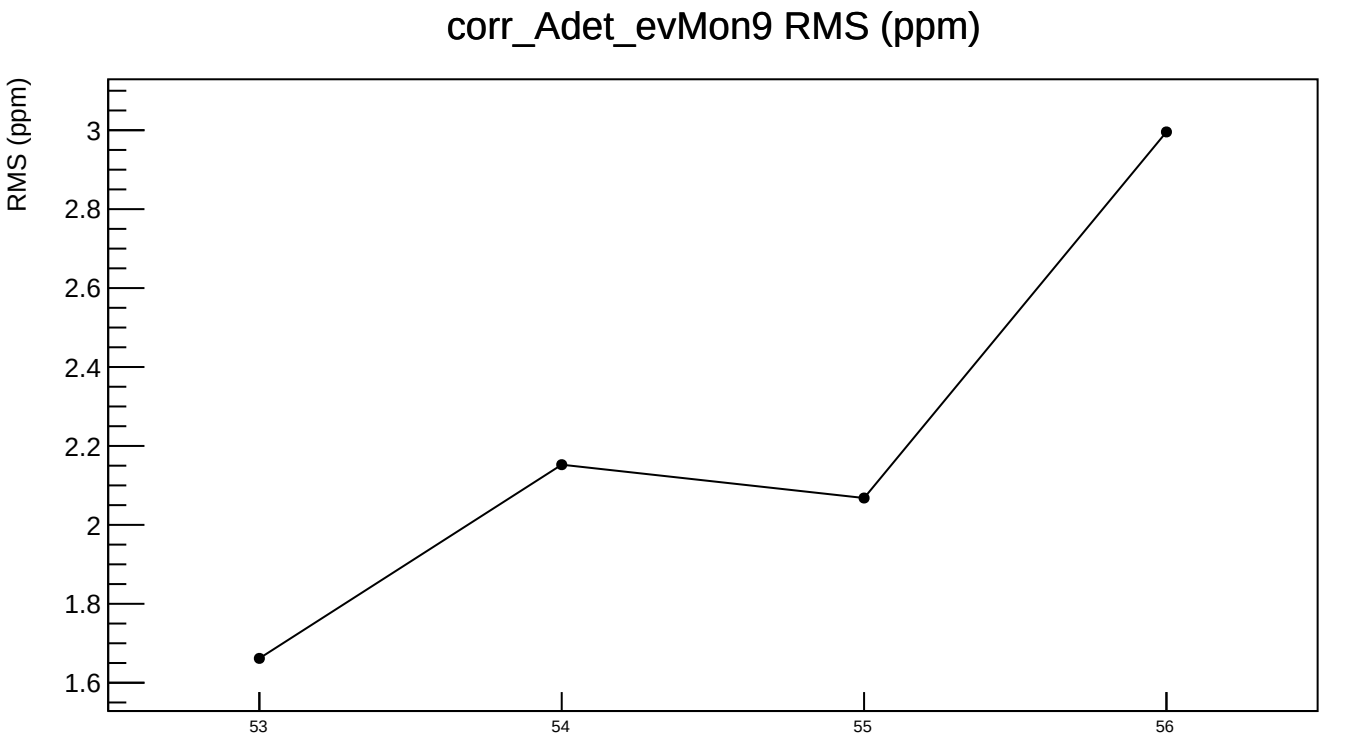
corr_Adet_evMon9 RMS (ppm)
RMS (ppm)
3
2.8
2.6
2.4
2.2
2
1.8
1.6
53
54
55
56

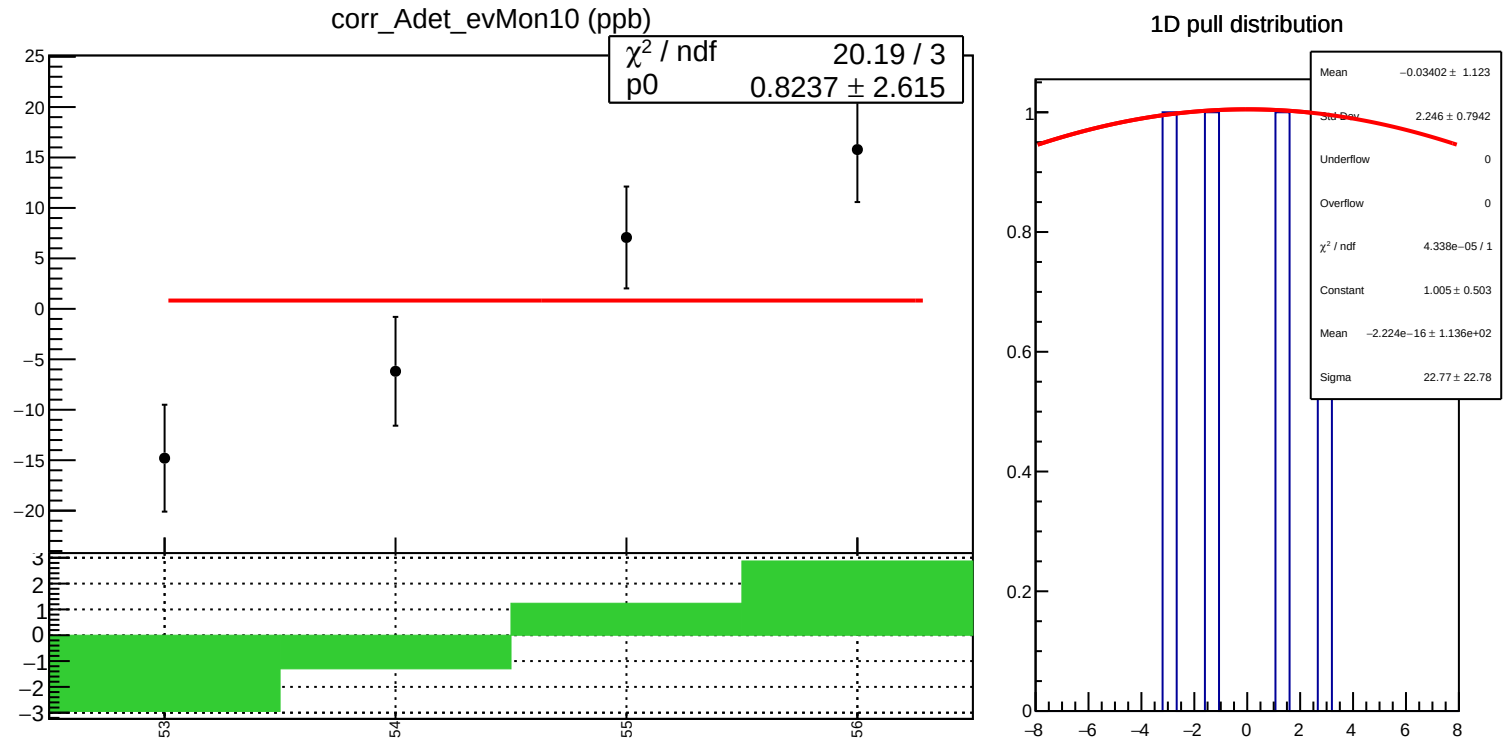
corr_Adet_evMon10 (ppb)
χ² / ndf 20.19 / 3
p0 0.8237 ± 2.615
1D pull distribution
Mean −0.03402 ± 1.123
Std Dev 2.246 ± 0.7942
Underflow 0
Overflow 0
χ² / ndf 4.338e−05 / 1
Constant 1.005 ± 0.503
Mean −2.224e−16 ± 1.136e+02
Sigma 22.77 ± 22.78

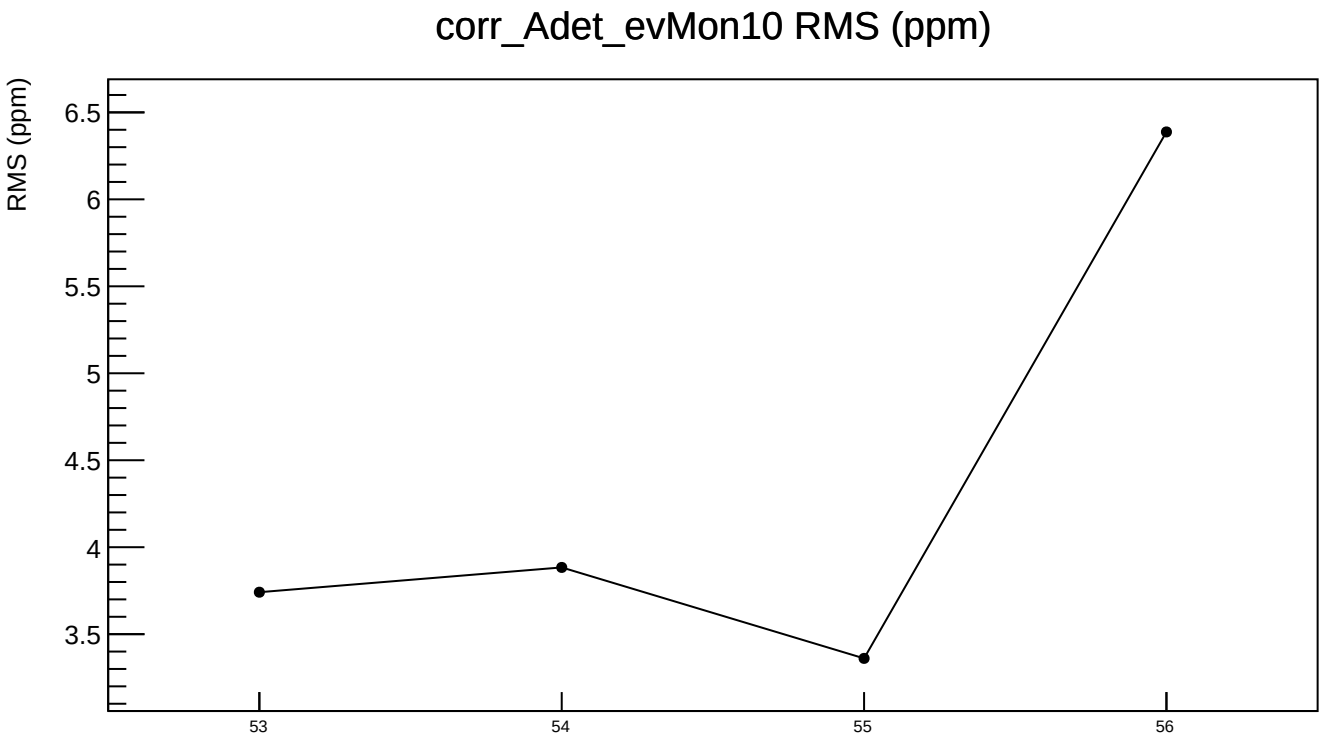
corr_Adet_evMon10 RMS (ppm)
RMS (ppm)
6.5
6
5.5
5
4.5
4
3.5
53
54
55
56

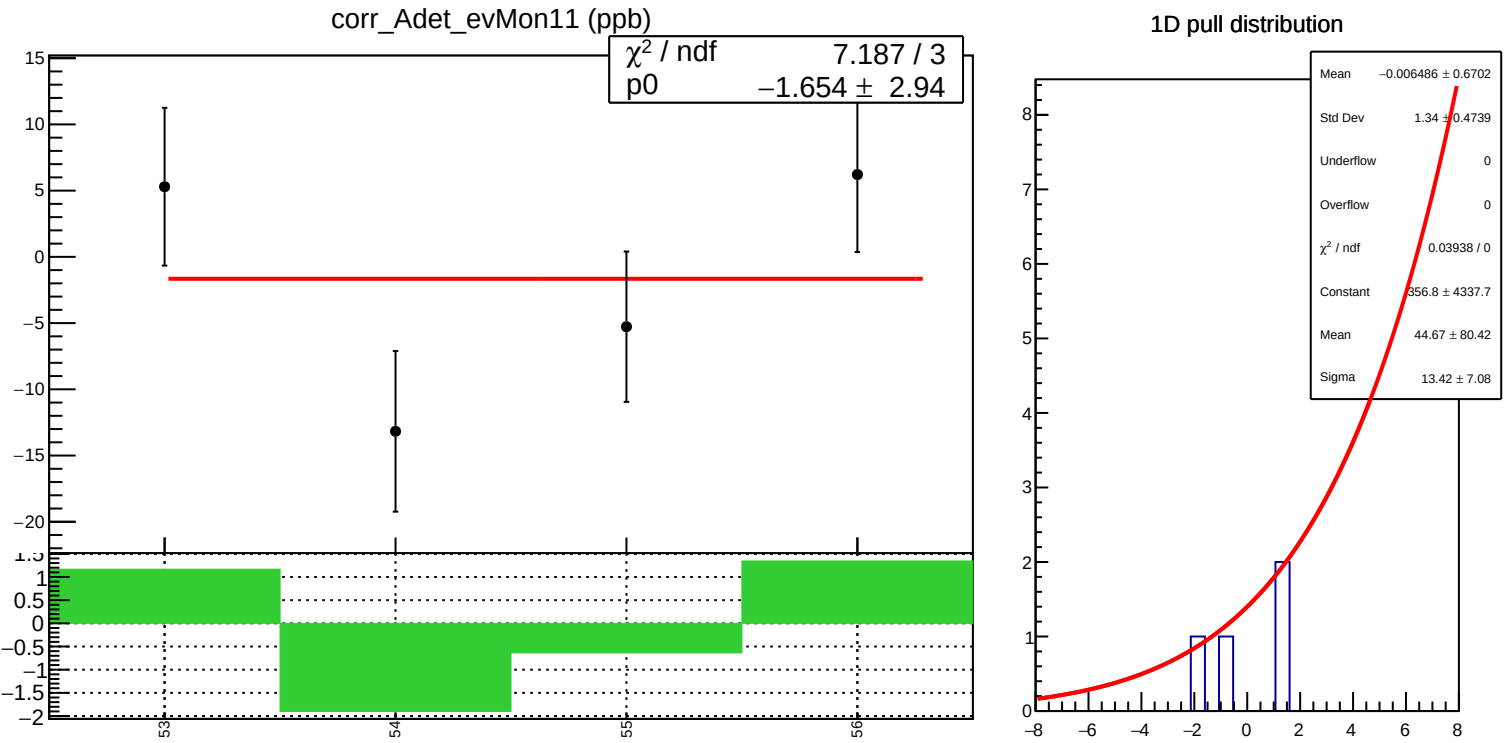
corr_Adet_evMon11 (ppb)
χ² / ndf 7.187 / 3
p0 −1.654 ± 2.94
1D pull distribution
Mean −0.006486 ± 0.6702
Std Dev 1.34 ± 0.4739
Underflow 0
Overflow 0
χ² / ndf 0.03938 / 0
Constant 356.8 ± 4337.7
Mean 44.67 ± 80.42
Sigma 13.42 ± 7.08

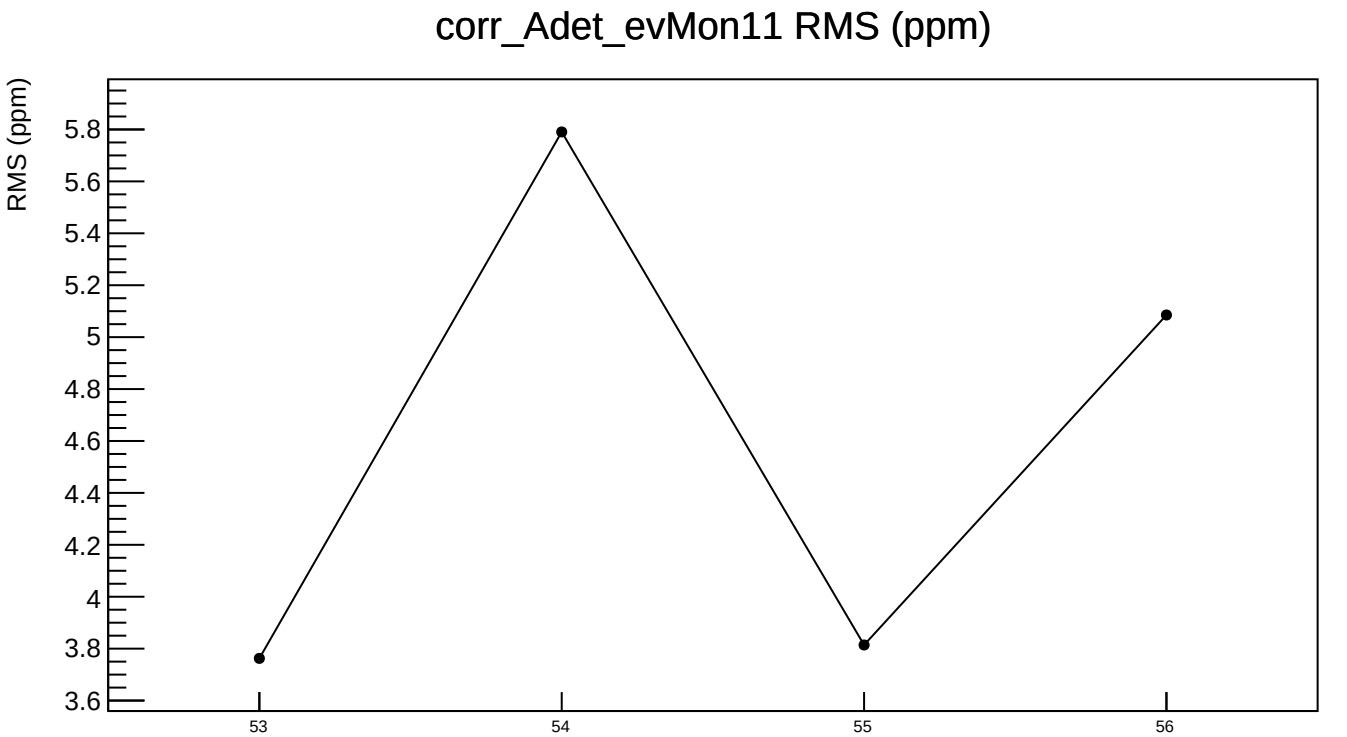
corr_Adet_evMon11 RMS (ppm)
RMS (ppm)
5.8
5.6
5.4
5.2
5
4.8
4.6
4.4
4.2
4
3.8
3.6
53
54
55
56

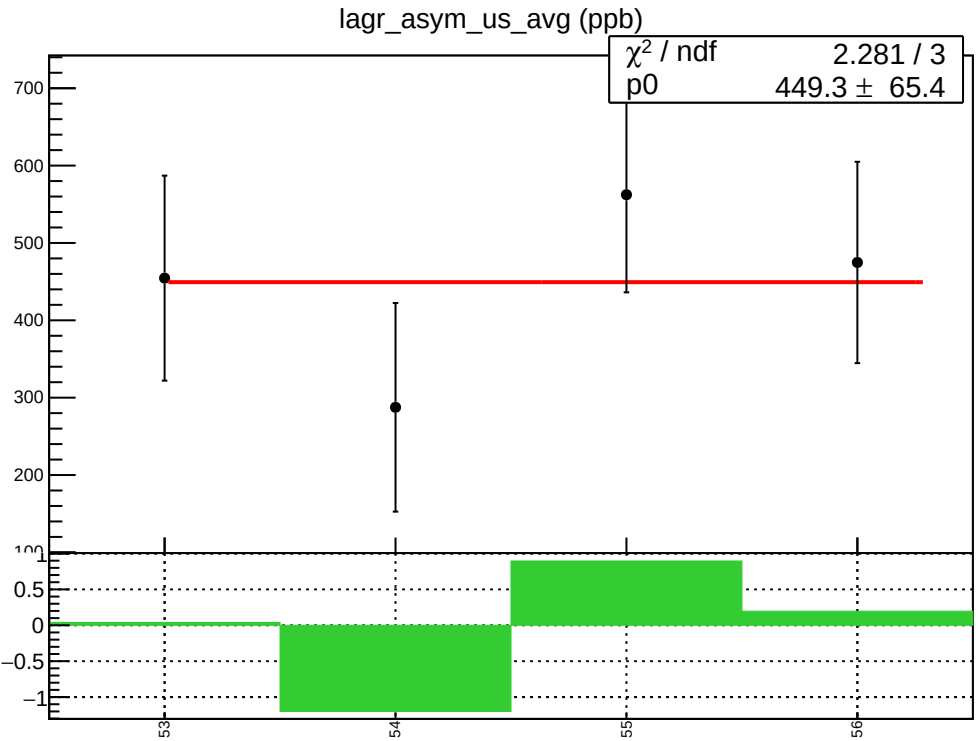
lagr_asym_us_avg (ppb)
χ² / ndf 2.281 / 3
p0 449.3 ± 65.4
700
600
500
400
300
200
100
1
0.5
0
−0.5
−1
53
54
55
56

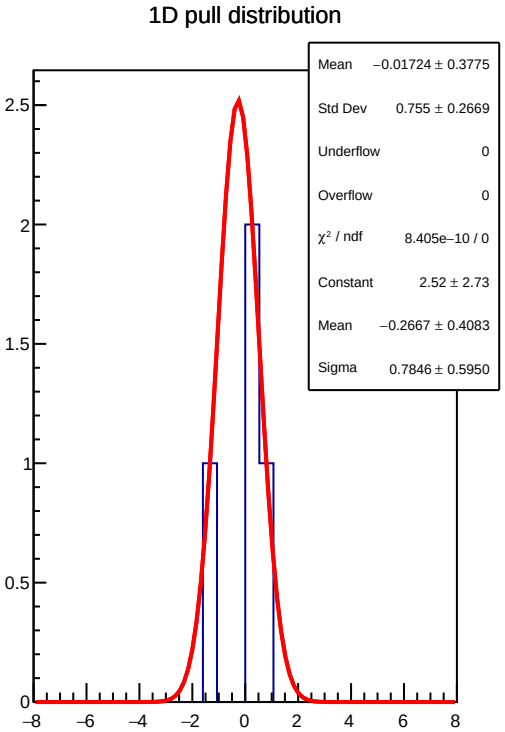
1D pull distribution
Mean −0.01724 ± 0.3775
Std Dev 0.755 ± 0.2669
Underflow 0
Overflow 0
χ² / ndf 8.405e−10 / 0
Constant 2.52 ± 2.73
Mean −0.2667 ± 0.4083
Sigma 0.7846 ± 0.5950
2.5
2
1.5
1
0.5
0
−8
−6
−4
−2
0
2
4
6
8

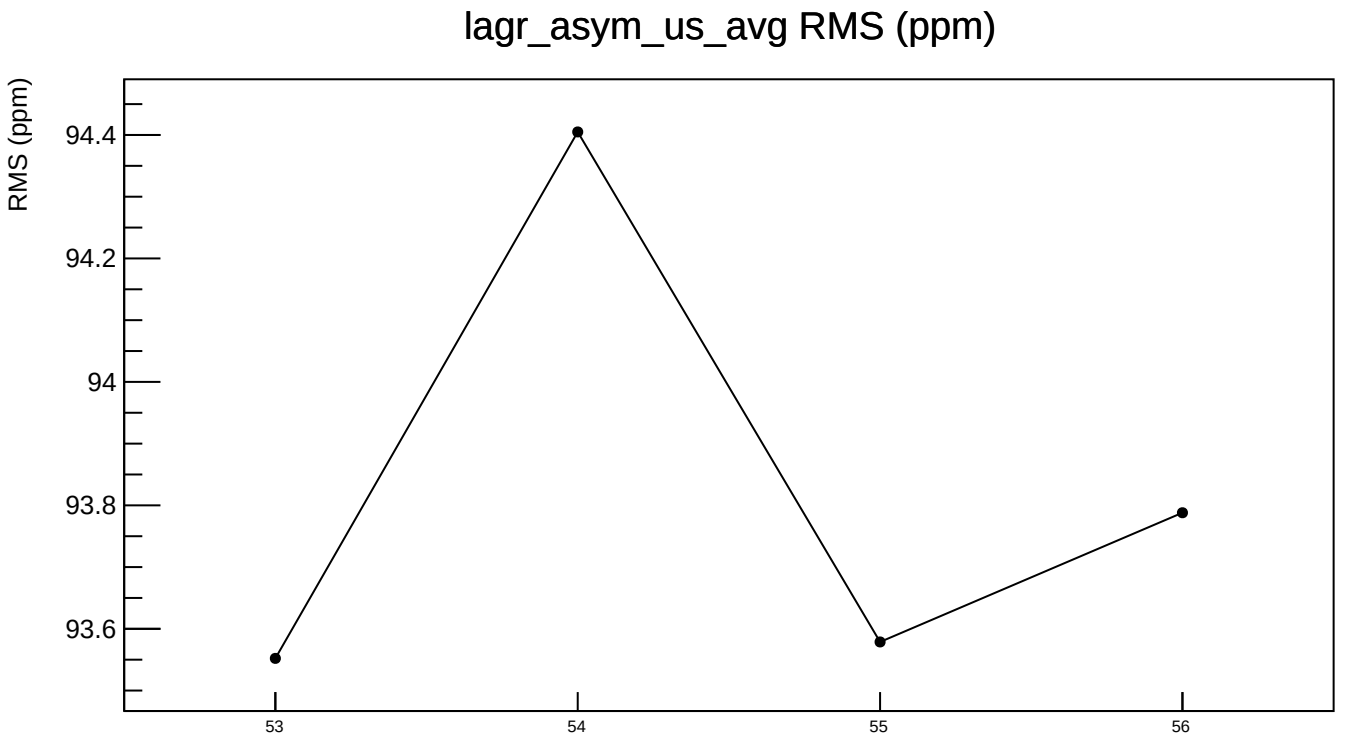
lagr_asym_us_avg RMS (ppm)
RMS (ppm)
94.4
94.2
94
93.8
93.6
53
54
55
56

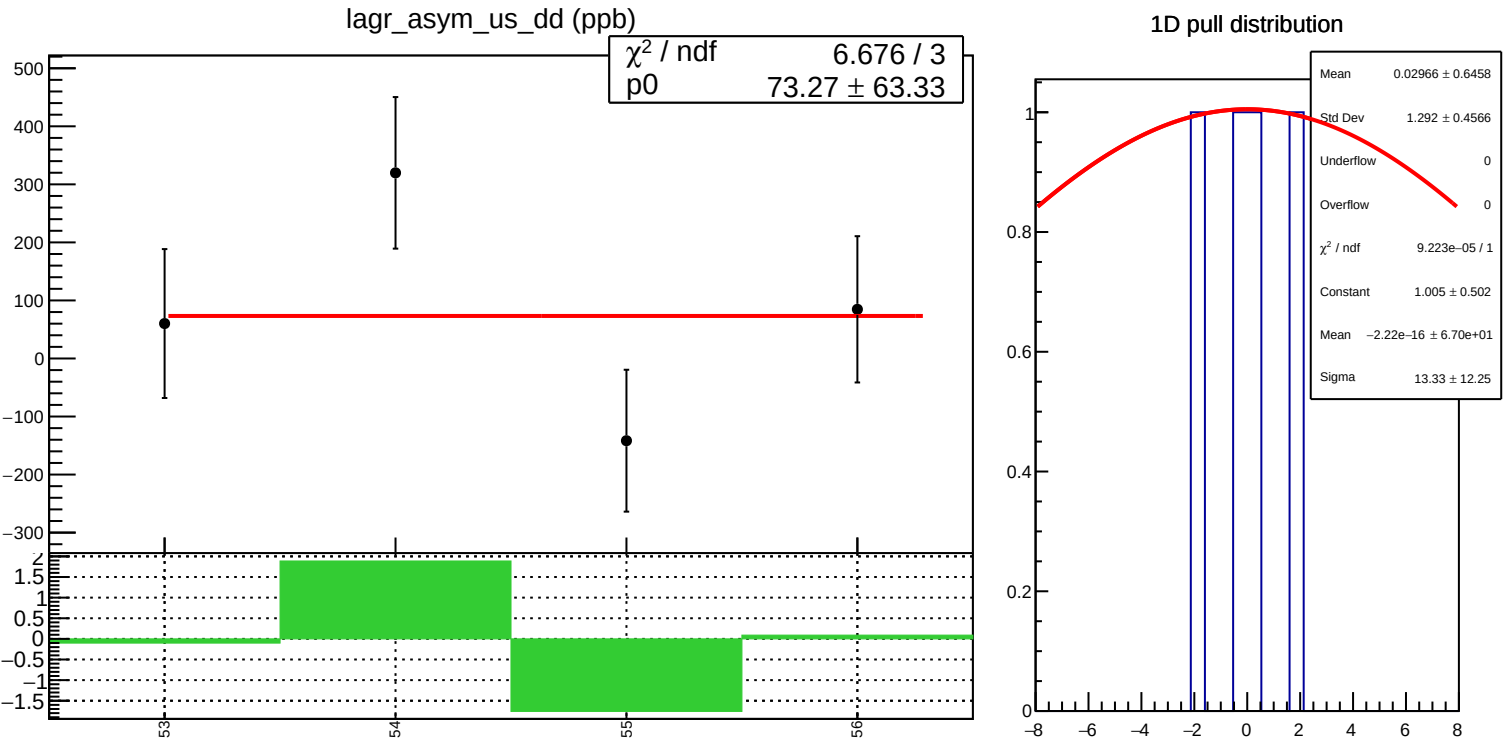
lagr_asym_us_dd (ppb)
χ² / ndf 6.676 / 3
p0 73.27 ± 63.33
500
400
300
200
100
0
−100
−200
−300
2
1.5
1
0.5
0
−0.5
−1
−1.5
53
54
55
56
1D pull distribution
Mean 0.02966 ± 0.6458
Std Dev 1.292 ± 0.4566
Underflow 0
Overflow 0
χ² / ndf 9.223e−05 / 1
Constant 1.005 ± 0.502
Mean −2.22e−16 ± 6.70e+01
Sigma 13.33 ± 12.25
1
0.8
0.6
0.4
0.2
0
−8
−6
−4
−2
0
2
4
6
8

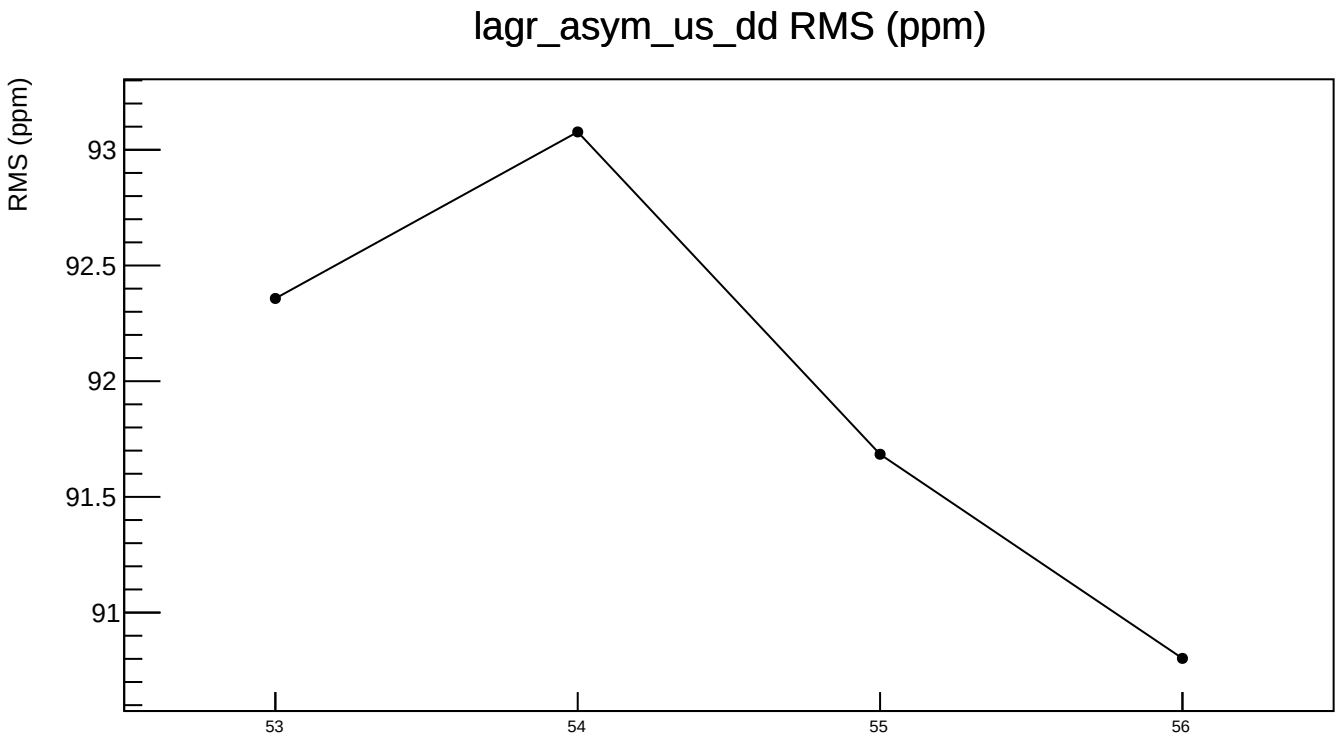
lagr_asym_us_dd RMS (ppm)
RMS (ppm)
93
92.5
92
91.5
91
53
54
55
56

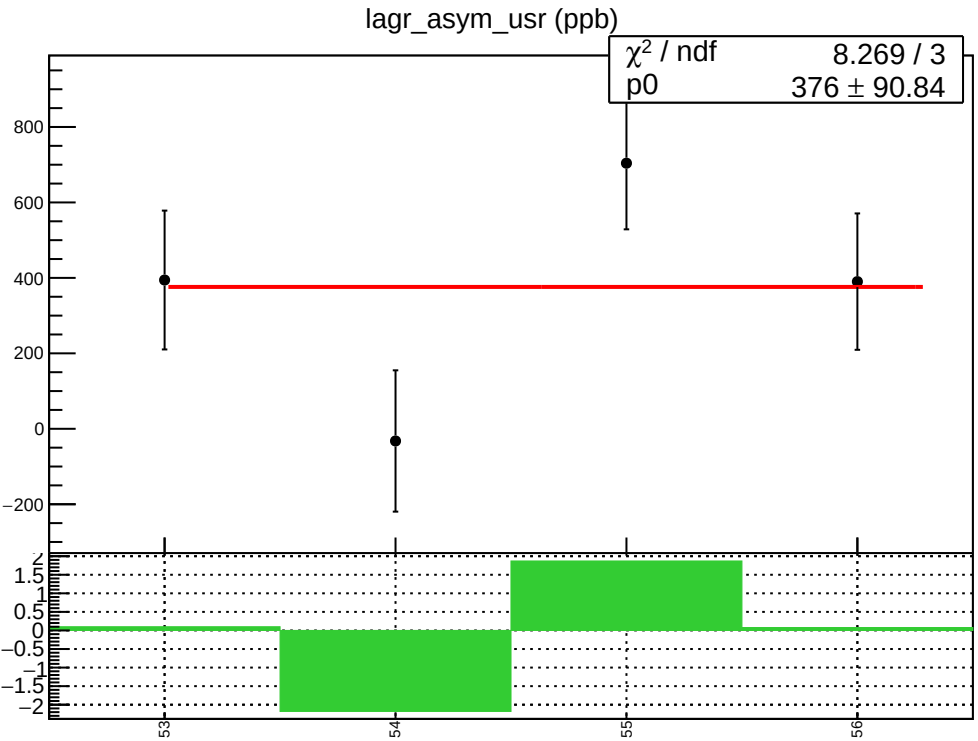
lagr_asym_usr (ppb)
χ² / ndf 8.269 / 3
p0 376 ± 90.84
800
600
400
200
0
−200
2
1.5
1
0.5
0
−0.5
−1
−1.5
−2
53
54
55
56

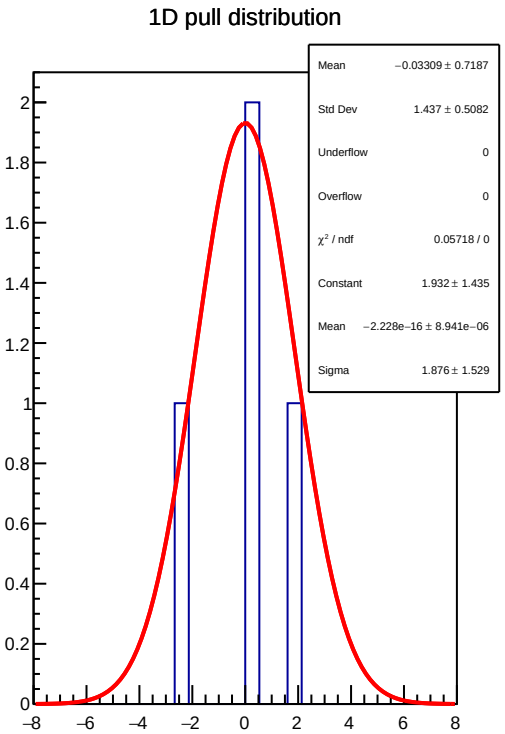
1D pull distribution
Mean −0.03309 ± 0.7187
Std Dev 1.437 ± 0.5082
Underflow 0
Overflow 0
χ² / ndf 0.05718 / 0
Constant 1.932 ± 1.435
Mean −2.228e−16 ± 8.941e−06
Sigma 1.876 ± 1.529
2
1.8
1.6
1.4
1.2
1
0.8
0.6
0.4
0.2
0
−8
−6
−4
−2
0
2
4
6
8

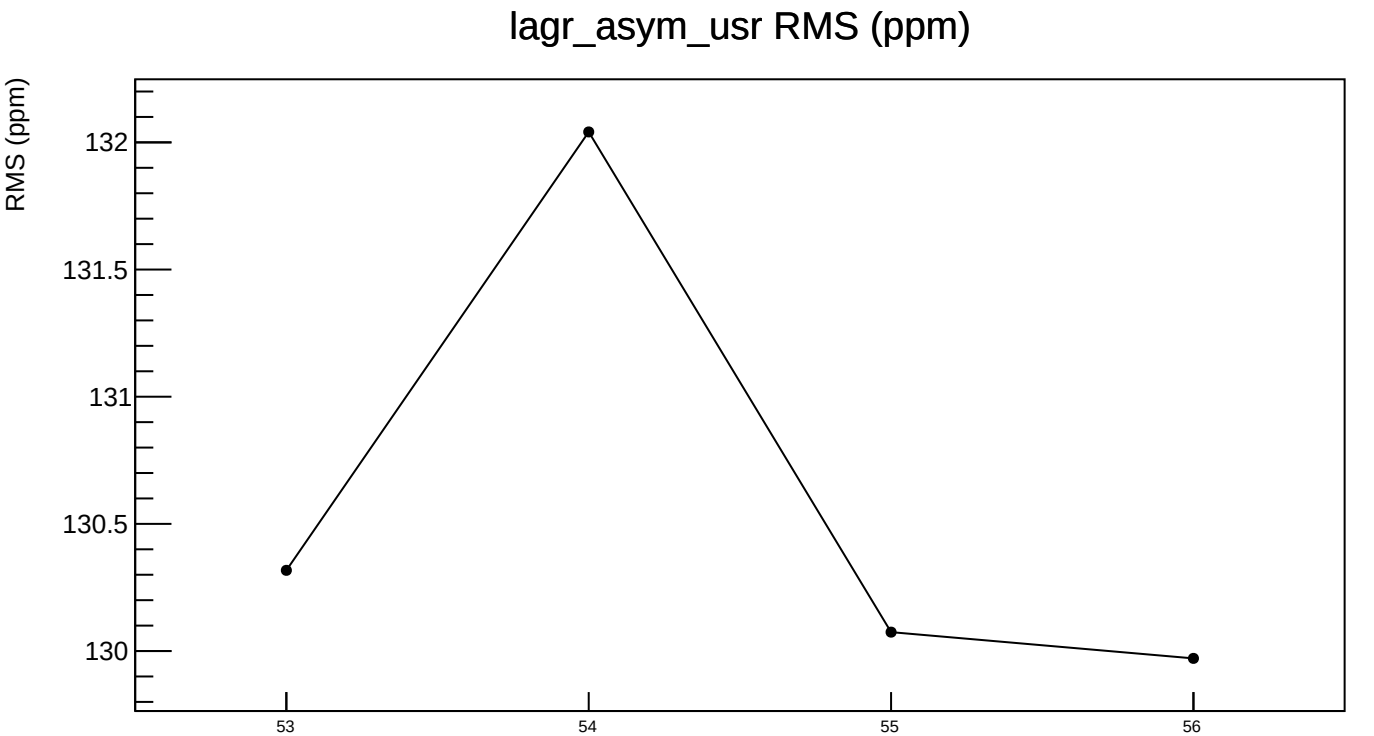
lagr_asym_usr RMS (ppm)
RMS (ppm)
132
131.5
131
130.5
130
53
54
55
56

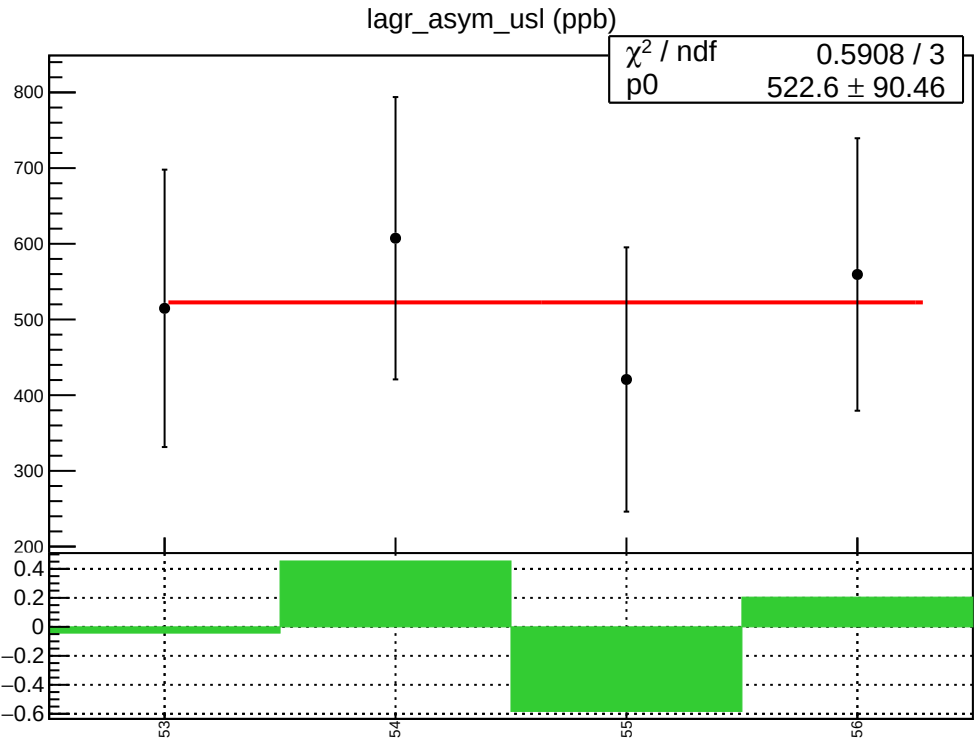
lagr_asym_usl (ppb)
χ² / ndf 0.5908 / 3
p0 522.6 ± 90.46
800
700
600
500
400
300
200
0.4
0.2
0
−0.2
−0.4
−0.6
53
54
55
56

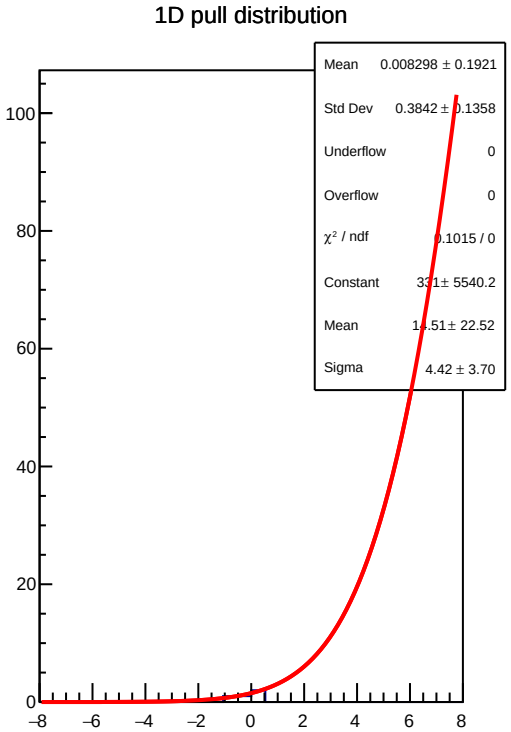
1D pull distribution
Mean 0.008298 ± 0.1921
Std Dev 0.3842 ± 0.1358
Underflow 0
Overflow 0
χ² / ndf 0.1015 / 0
Constant 331± 5540.2
Mean 1.51± 22.52
Sigma 4.42 ± 3.70
100
80
60
40
20
0
−8
−6
−4
−2
0
2
4
6
8

lagr_asym_usl RMS (ppm)

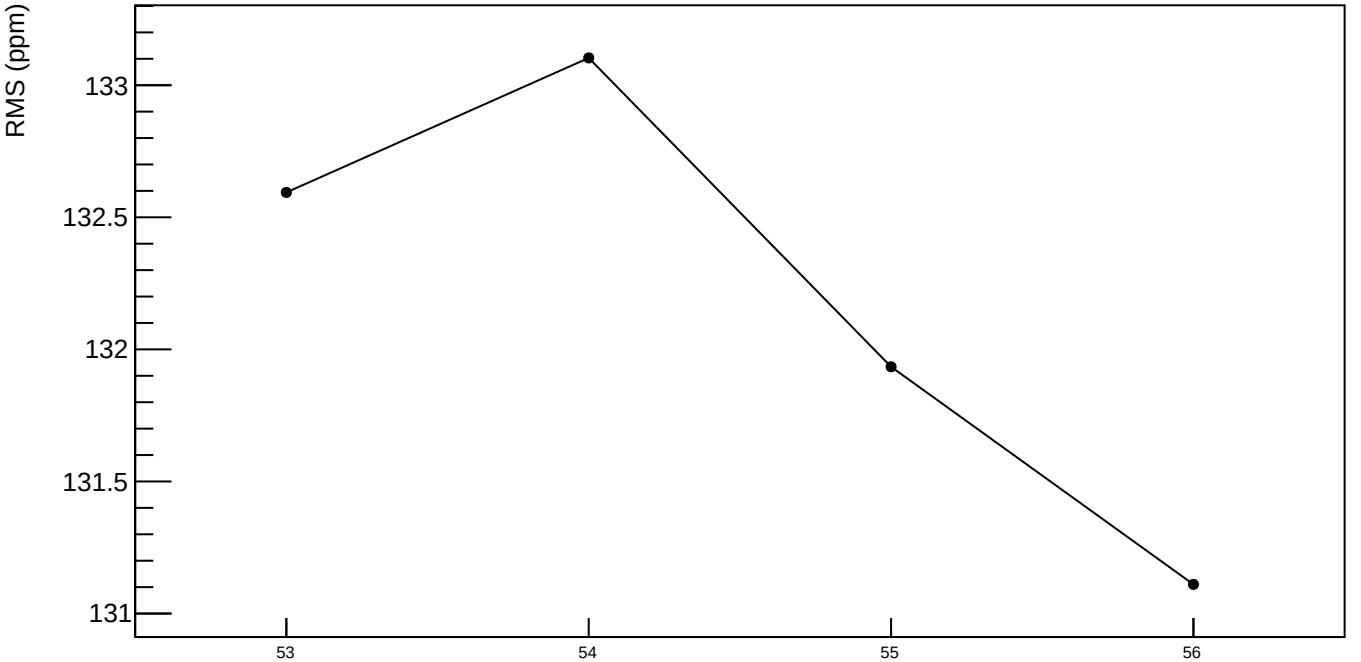

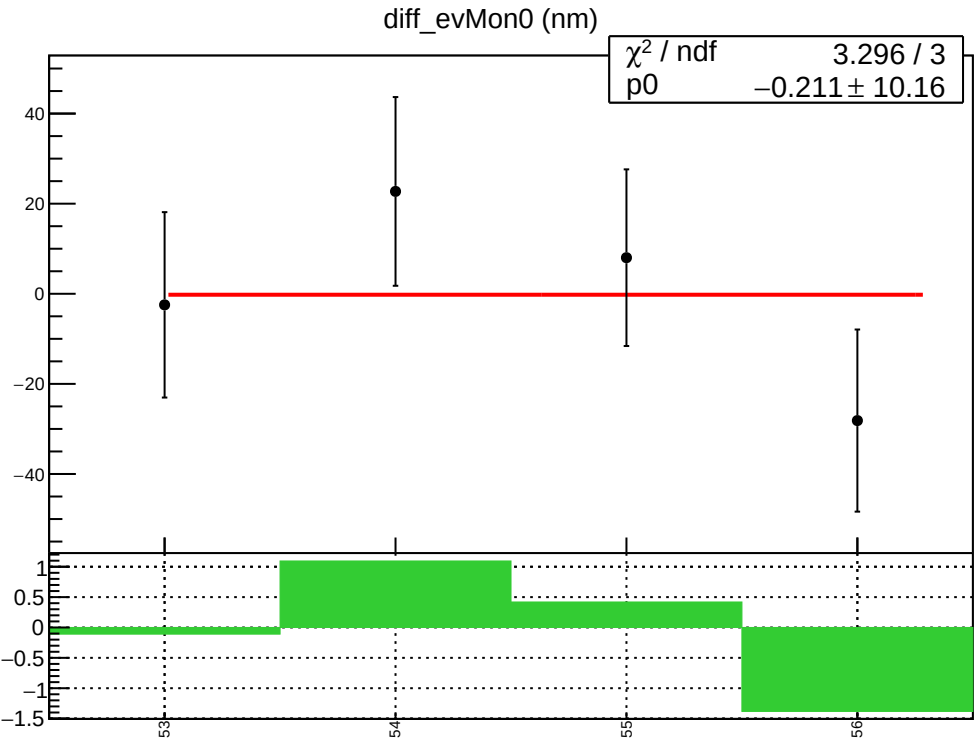
diff_evMon0 (nm)
χ² / ndf 3.296 / 3
p0 −0.211 ± 10.16
40
20
0
−20
−40
1
0.5
0
−0.5
−1
−1.5
53
54
55
56

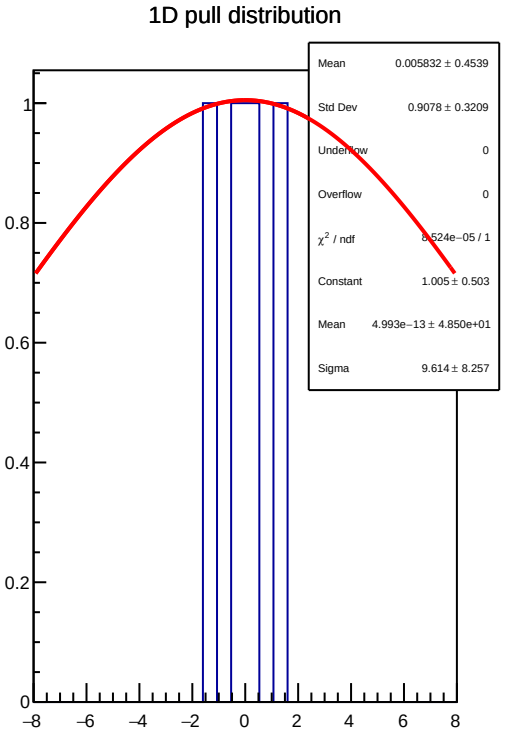
1D pull distribution
Mean 0.005832 ± 0.4539
Std Dev 0.9078 ± 0.3209
Underflow 0
Overflow 0
χ² / ndf 6.524e−05 / 1
Constant 1.005 ± 0.503
Mean 4.993e−13 ± 4.850e+01
Sigma 9.614 ± 8.257
1
0.8
0.6
0.4
0.2
0
−8
−6
−4
−2
0
2
4
6
8

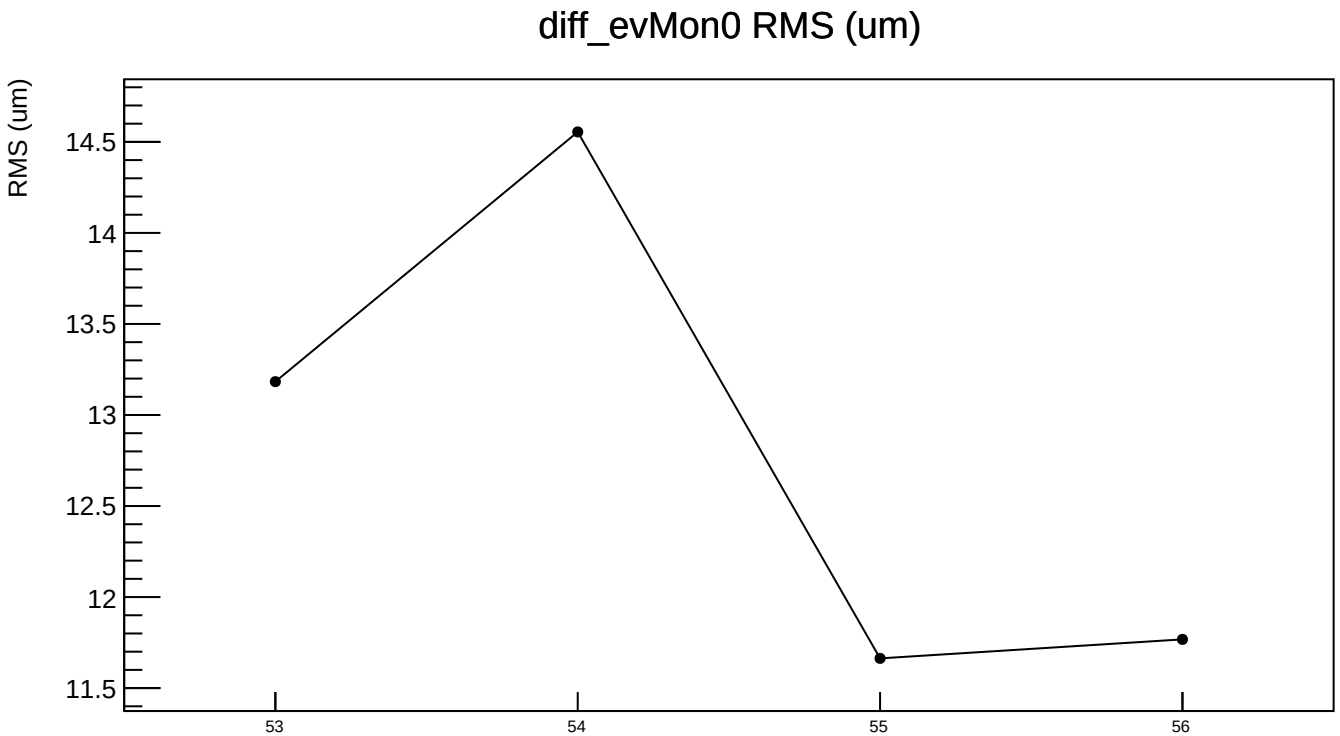
diff_evMon0 RMS (um)
RMS (um)
14.5
14
13.5
13
12.5
12
11.5
53
54
55
56

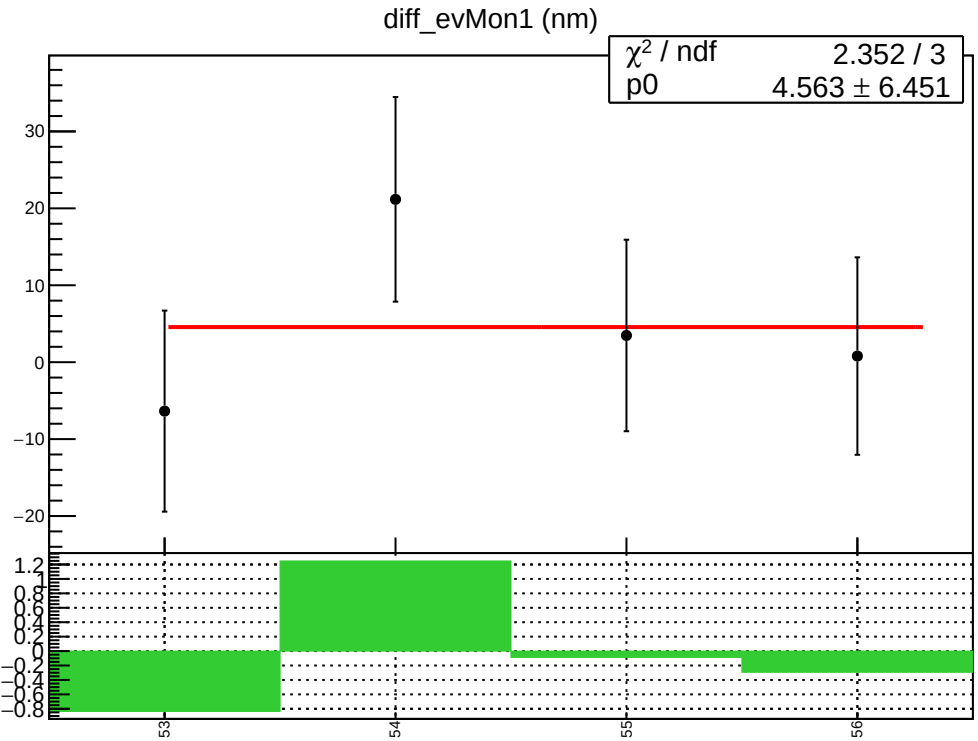
diff_evMon1 (nm)
χ² / ndf 2.352 / 3
p0 4.563 ± 6.451
30
20
10
0
−10
−20
1.2
1
0.8
0.6
0.4
0.2
0
−0.2
−0.4
−0.6
−0.8
53
54
55
56

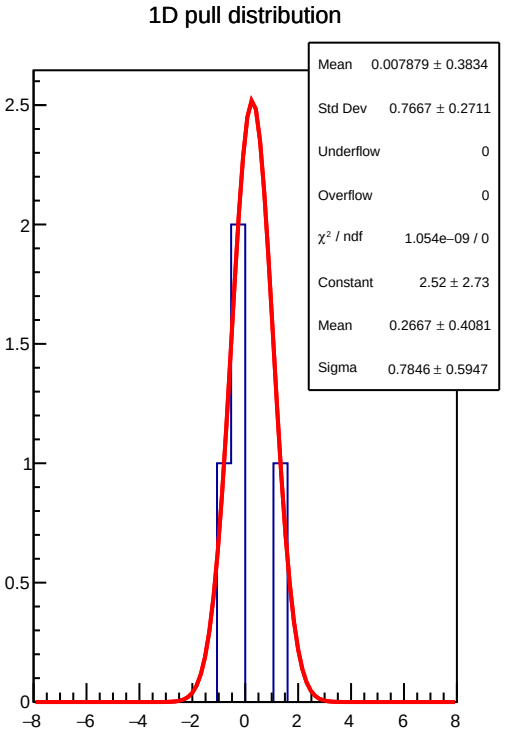
1D pull distribution
Mean 0.007879 ± 0.3834
Std Dev 0.7667 ± 0.2711
Underflow 0
Overflow 0
χ² / ndf 1.054e−09 / 0
Constant 2.52 ± 2.73
Mean 0.2667 ± 0.4081
Sigma 0.7846 ± 0.5947
2.5
2
1.5
1
0.5
0
−8
−6
−4
−2
0
2
4
6
8

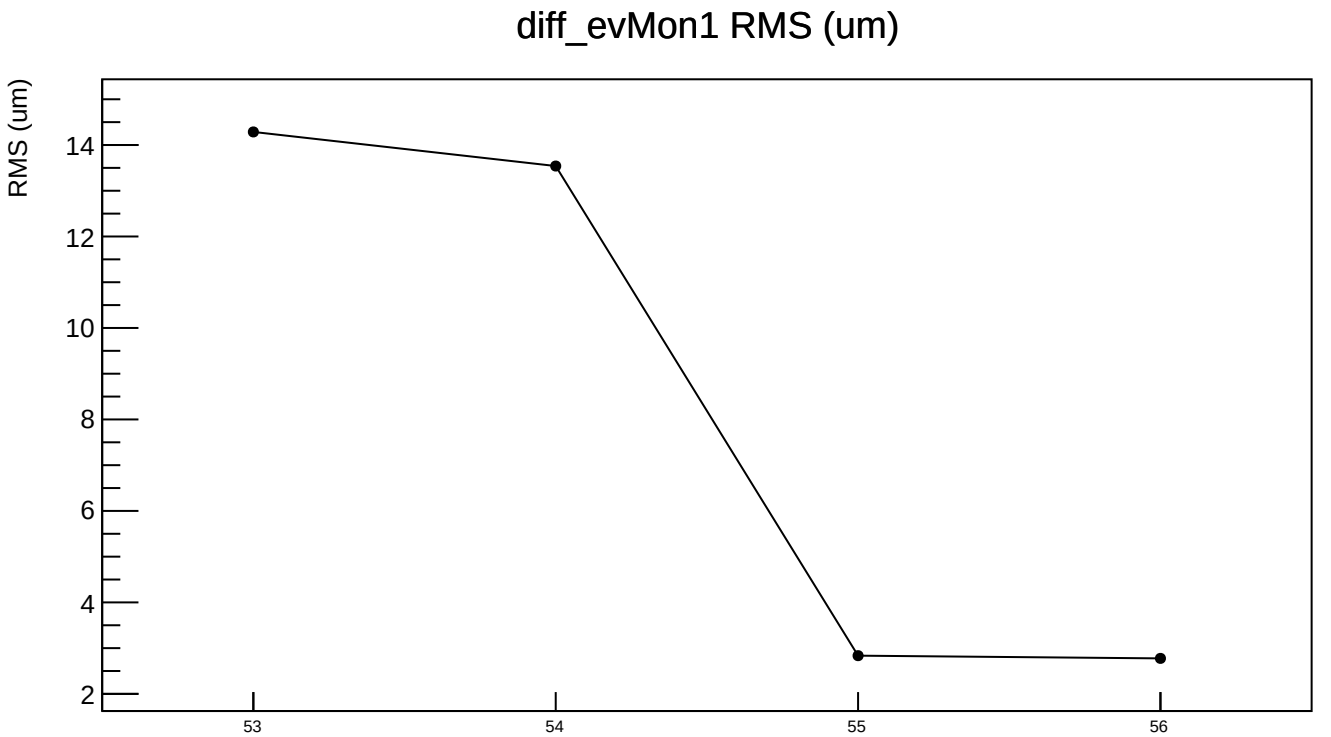
diff_evMon1 RMS (um)
RMS (um)
14
12
10
8
6
4
2
53
54
55
56

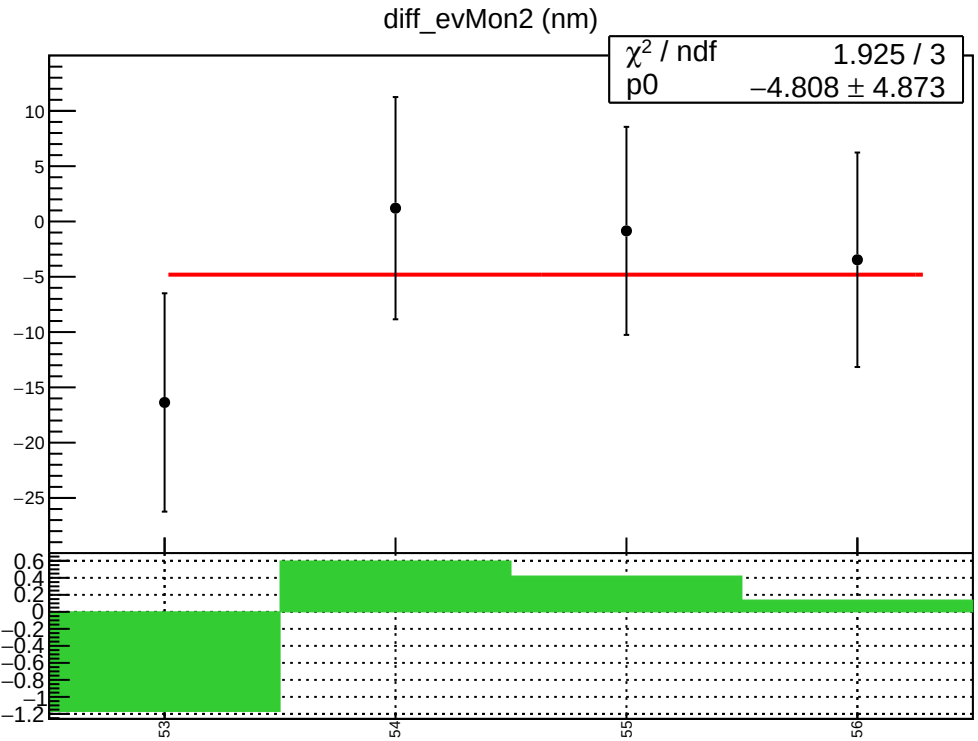
diff_evMon2 (nm)
χ² / ndf 1.925 / 3
p0 −4.808 ± 4.873
10
5
0
−5
−10
−15
−20
−25
0.6
0.4
0.2
0
−0.2
−0.4
−0.6
−0.8
−1
−1.2
53
54
55
56

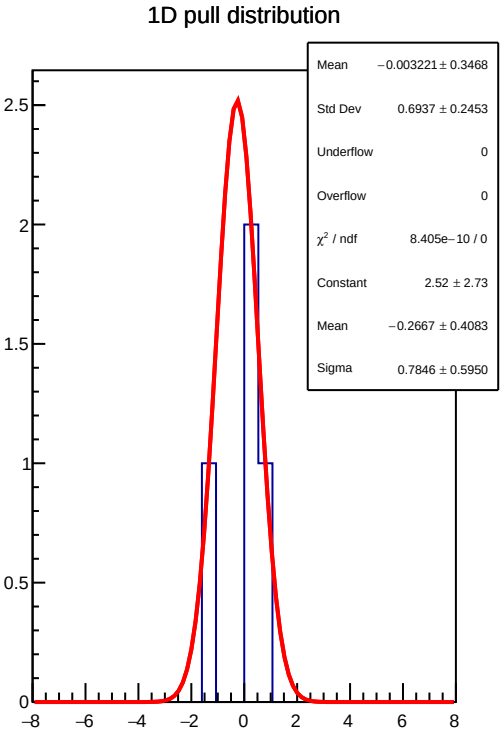
1D pull distribution
Mean −0.003221 ± 0.3468
Std Dev 0.6937 ± 0.2453
Underflow 0
Overflow 0
χ² / ndf 8.405e−10 / 0
Constant 2.52 ± 2.73
Mean −0.2667 ± 0.4083
Sigma 0.7846 ± 0.5950
2.5
2
1.5
1
0.5
0
−8
−6
−4
−2
0
2
4
6
8

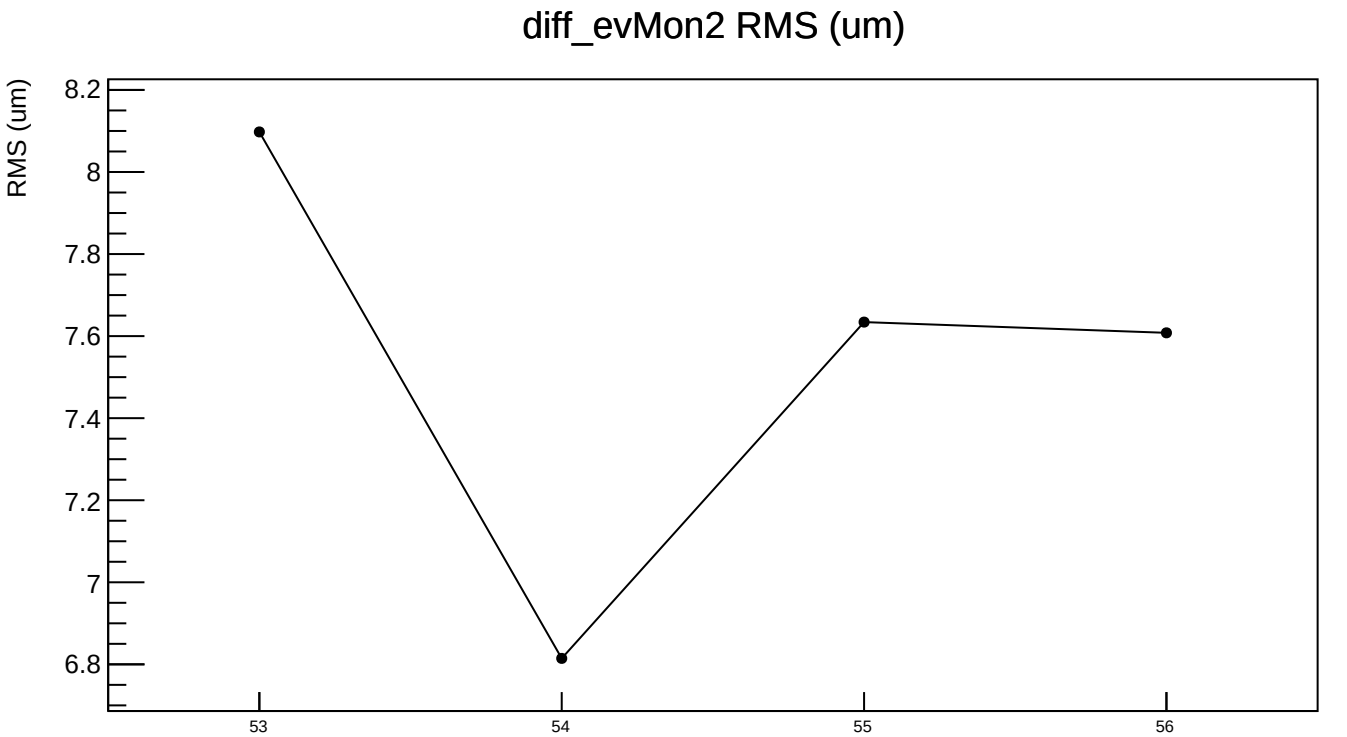
diff_evMon2 RMS (um)
RMS (um)
8.2
8
7.8
7.6
7.4
7.2
7
6.8
53
54
55
56

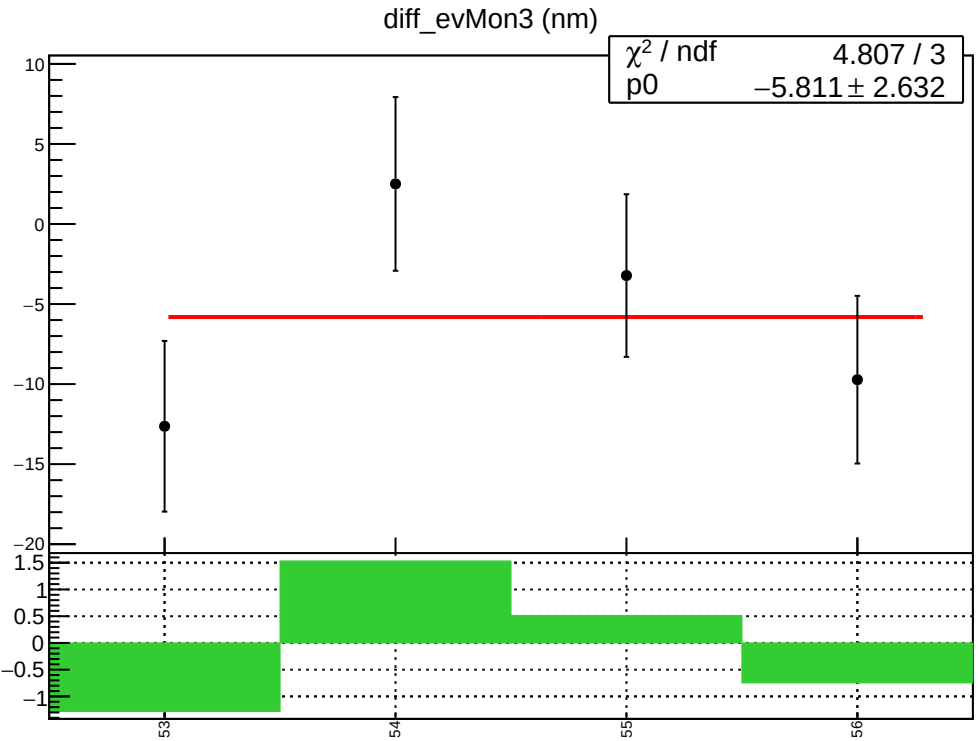
diff_evMon3 (nm)
χ² / ndf 4.807 / 3
p0 −5.811 ± 2.632
10
5
0
−5
−10
−15
−20
1.5
1
0.5
0
−0.5
−1
53
54
55
56

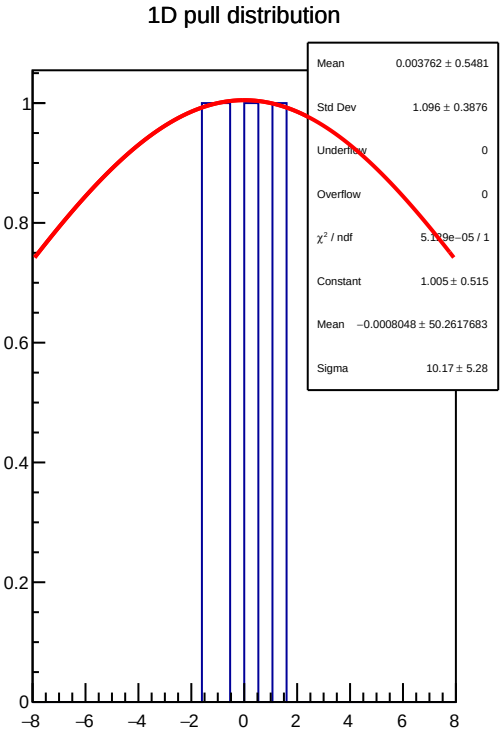
1D pull distribution
Mean 0.003762 ± 0.5481
Std Dev 1.096 ± 0.3876
Underflow 0
Overflow 0
χ² / ndf 5.179e−05 / 1
Constant 1.005 ± 0.515
Mean −0.0008048 ± 50.2617683
Sigma 10.17 ± 5.28
1
0.8
0.6
0.4
0.2
0
−8
−6
−4
−2
0
2
4
6
8

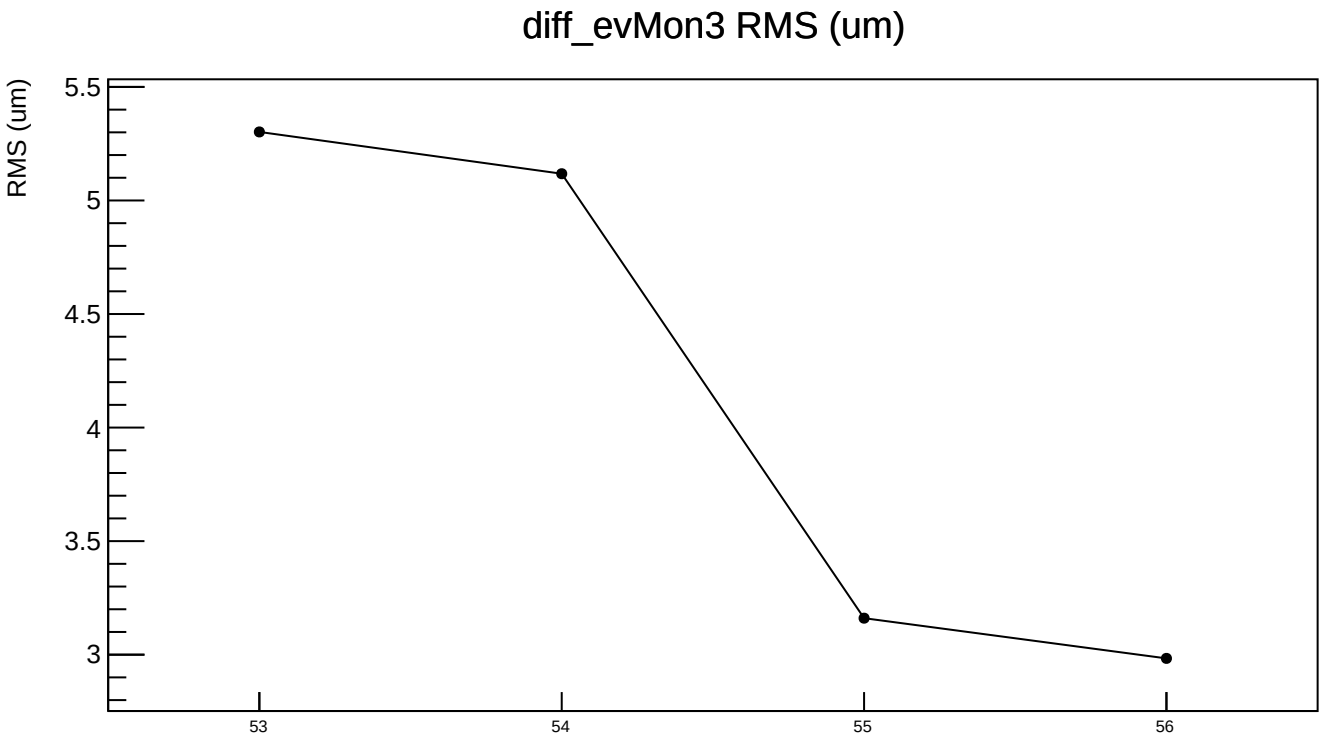
diff_evMon3 RMS (um)
RMS (um)
5.5
5
4.5
4
3.5
3
53
54
55
56

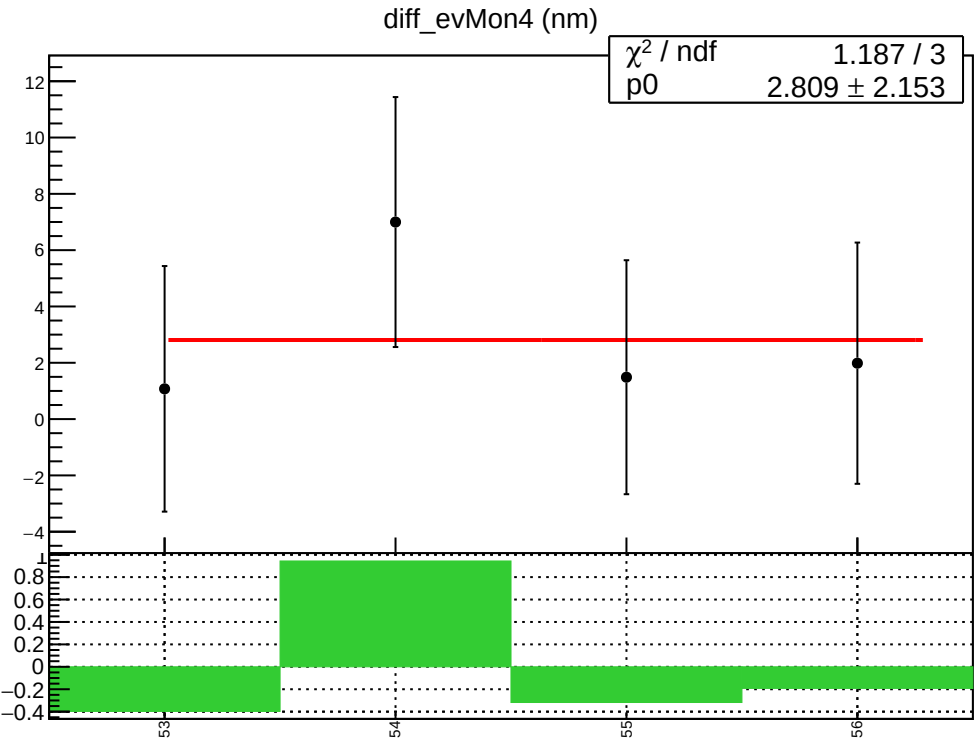
diff_evMon4 (nm)
χ² / ndf 1.187 / 3
p0 2.809 ± 2.153
12
10
8
6
4
2
0
−2
−4
0.8
0.6
0.4
0.2
0
−0.2
−0.4
53
54
55
56

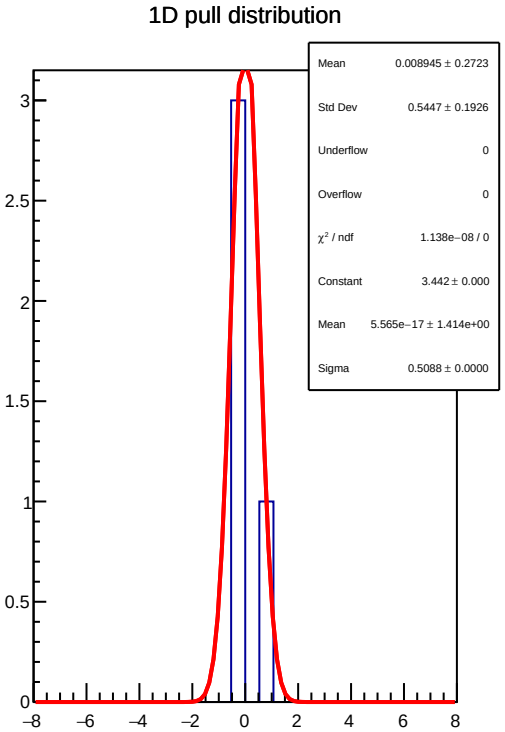
1D pull distribution
Mean 0.008945 ± 0.2723
Std Dev 0.5447 ± 0.1926
Underflow 0
Overflow 0
χ² / ndf 1.138e−08 / 0
Constant 3.442 ± 0.000
Mean 5.565e−17 ± 1.414e+00
Sigma 0.5088 ± 0.0000
3
2.5
2
1.5
1
0.5
0
−8
−6
−4
−2
0
2
4
6
8

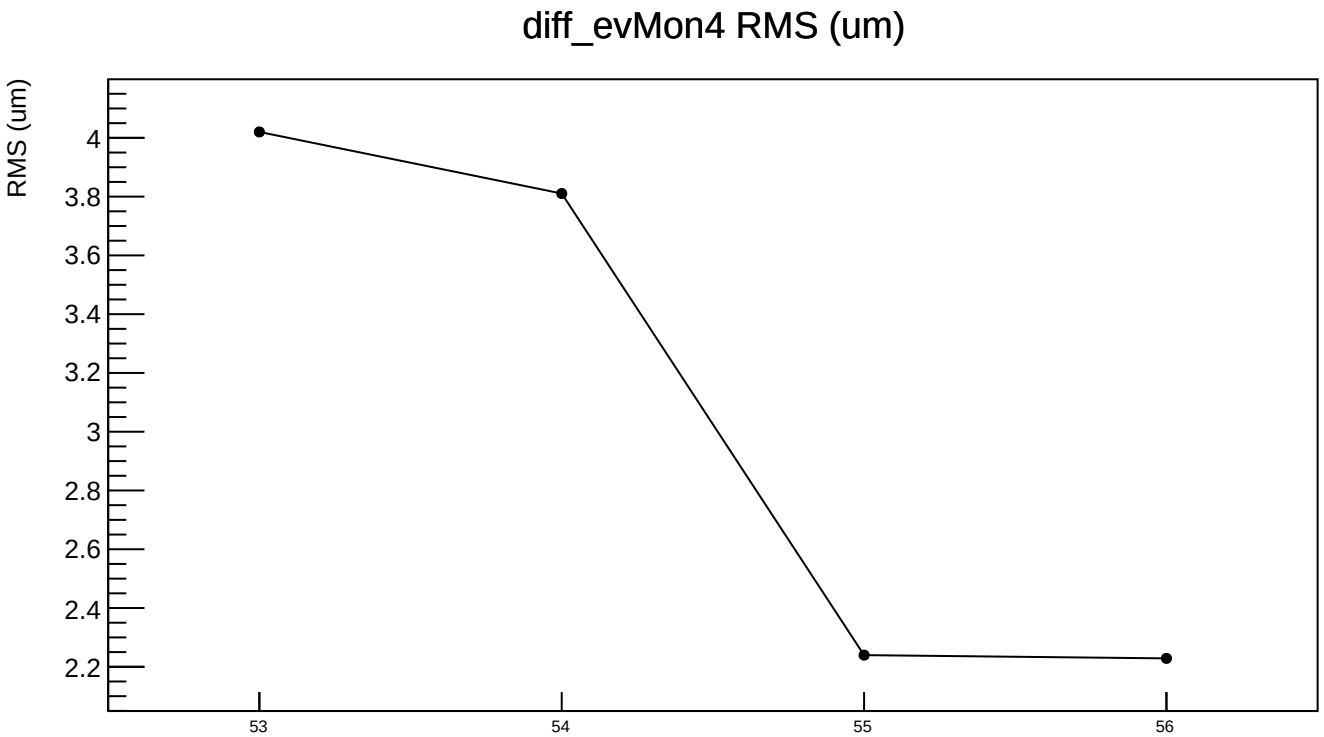
diff_evMon4 RMS (um)
RMS (um)
4
3.8
3.6
3.4
3.2
3
2.8
2.6
2.4
2.2
53
54
55
56

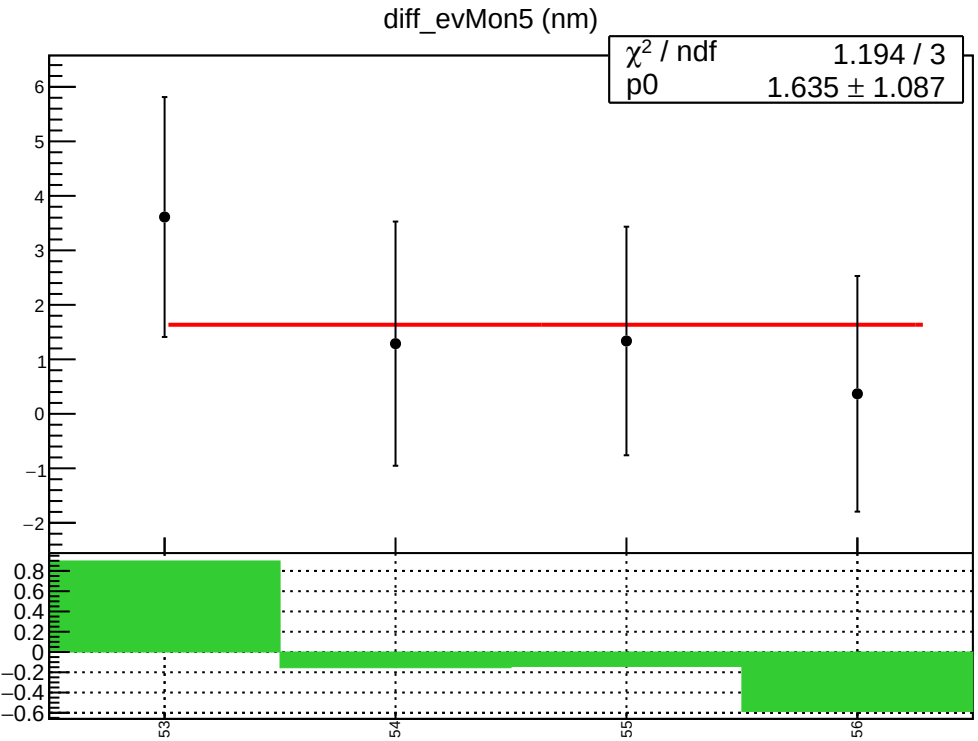
diff_evMon5 (nm)
χ² / ndf 1.194 / 3
p0 1.635 ± 1.087
53
54
55
56

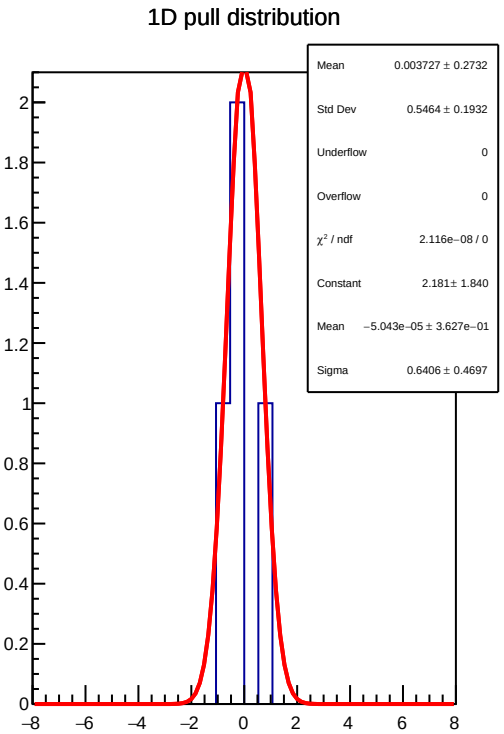
1D pull distribution
Mean 0.003727 ± 0.2732
Std Dev 0.5464 ± 0.1932
Underflow 0
Overflow 0
χ² / ndf 2.116e−08 / 0
Constant 2.181± 1.840
Mean −5.043e−05 ± 3.627e−01
Sigma 0.6406 ± 0.4697

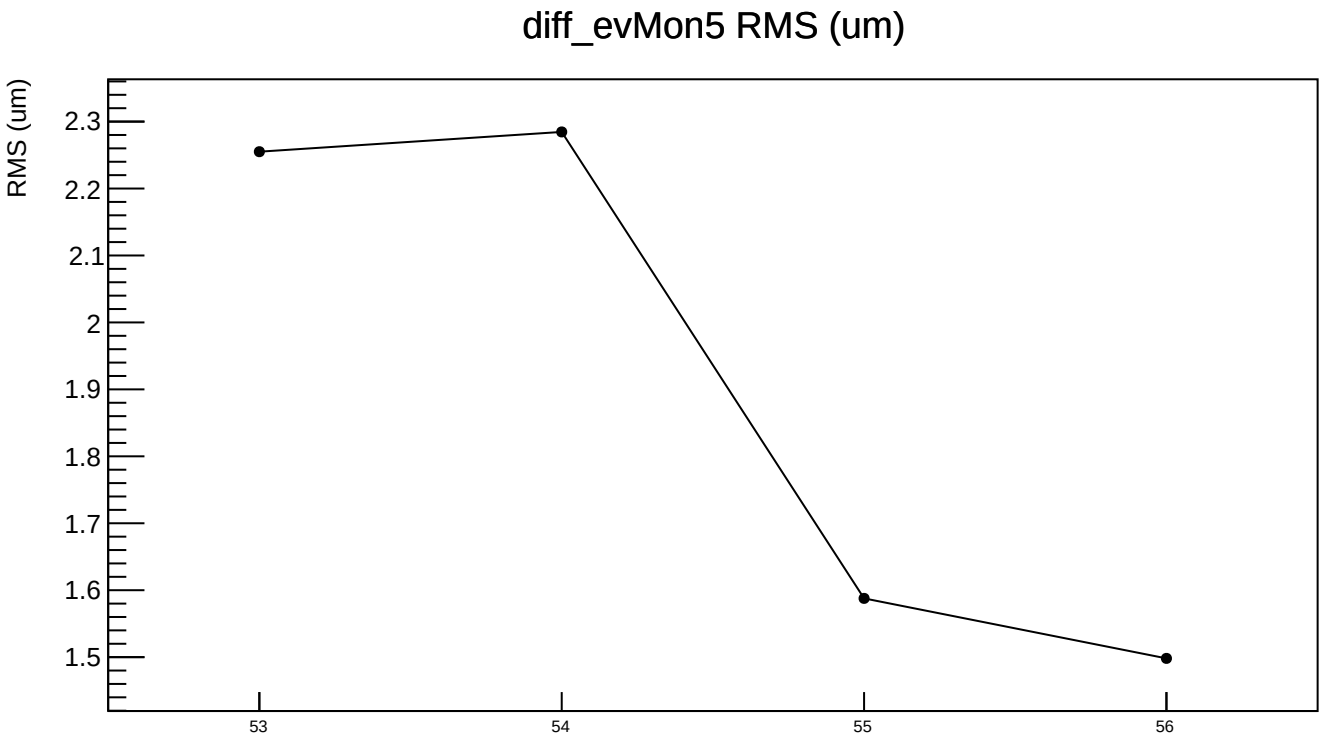
diff_evMon5 RMS (um)
RMS (um)
2.3
2.2
2.1
2
1.9
1.8
1.7
1.6
1.5
53
54
55
56

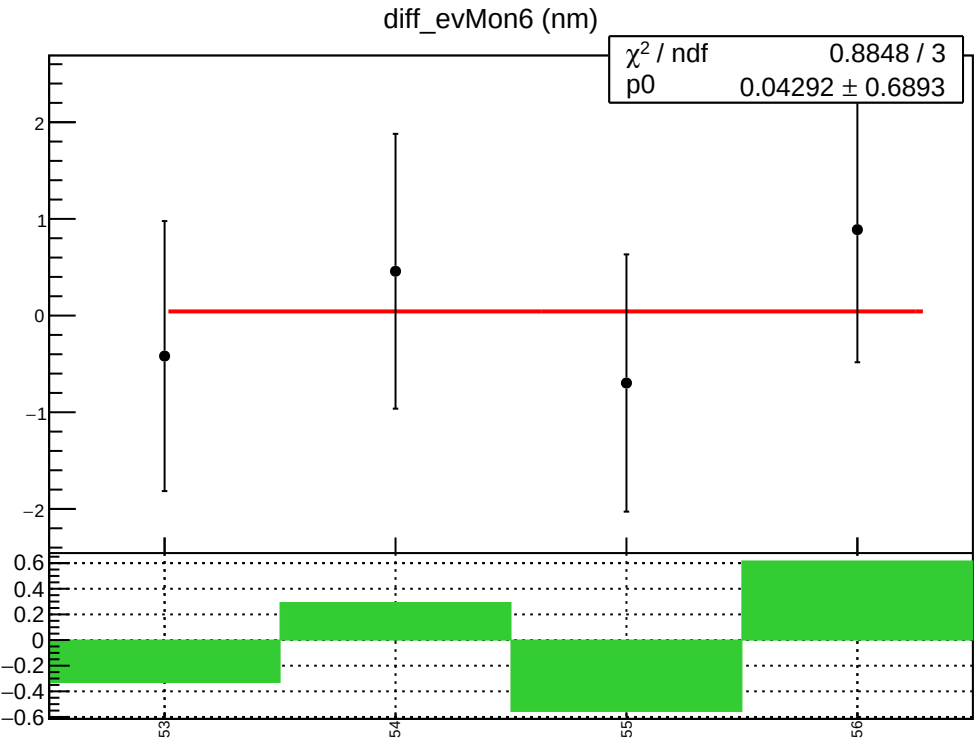
diff_evMon6 (nm)
χ² / ndf 0.8848 / 3
p0 0.04292 ± 0.6893
2
1
0
−1
−2
0.6
0.4
0.2
0
−0.2
−0.4
−0.6
53
54
55
56

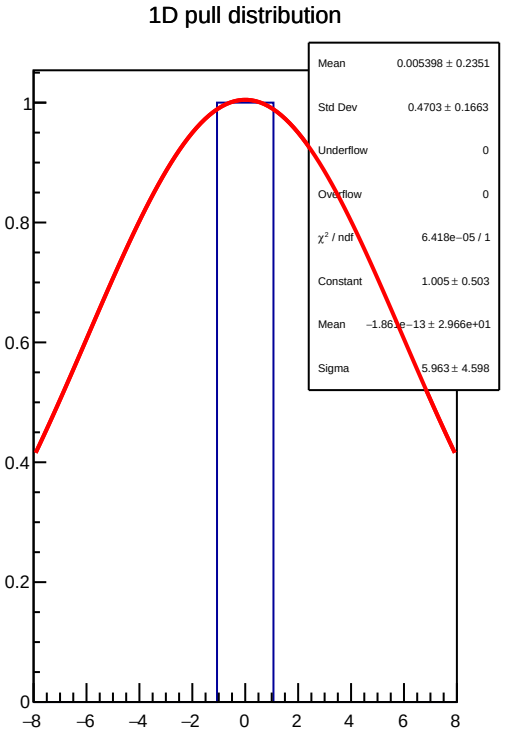
1D pull distribution
Mean 0.005398 ± 0.2351
Std Dev 0.4703 ± 0.1663
Underflow 0
Overflow 0
χ² / ndf 6.418e−05 / 1
Constant 1.005 ± 0.503
Mean −1.861e−13 ± 2.966e+01
Sigma 5.963 ± 4.598
1
0.8
0.6
0.4
0.2
0
−8
−6
−4
−2
0
2
4
6
8

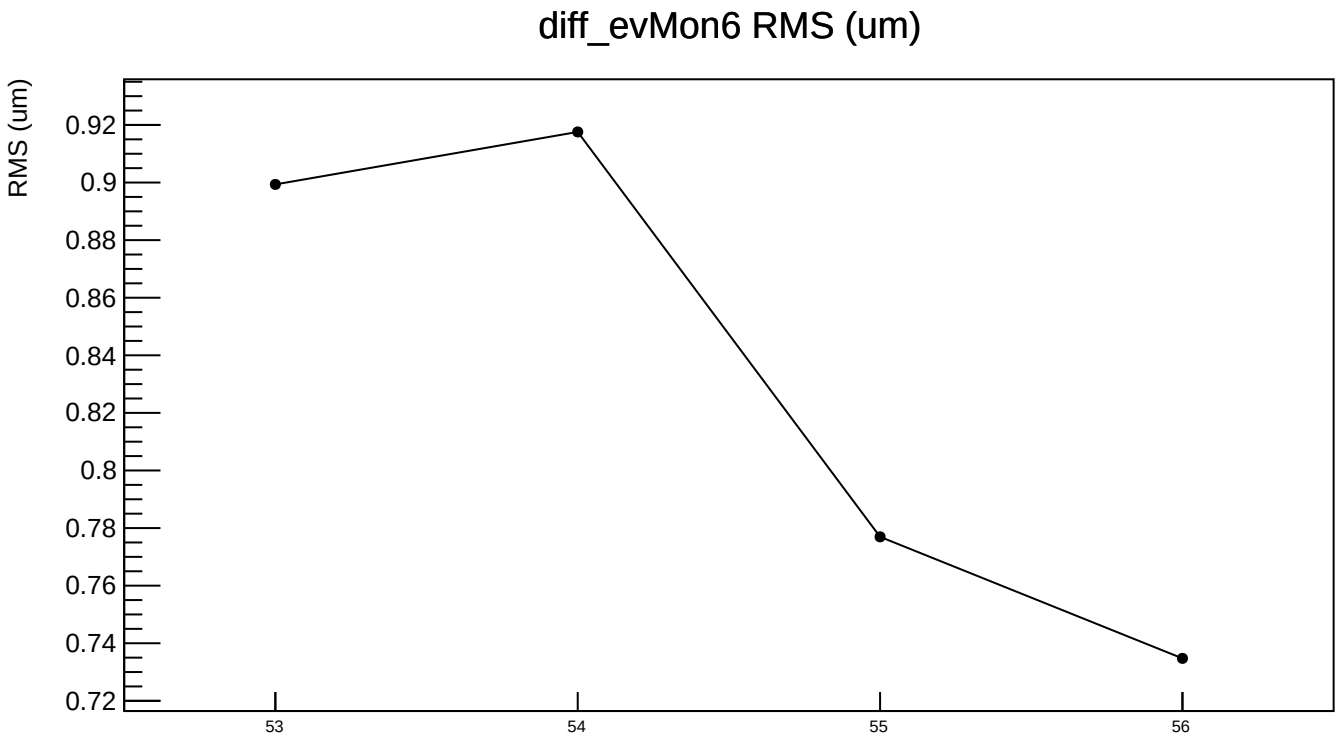
diff_evMon6 RMS (um)
RMS (um)
0.92
0.9
0.88
0.86
0.84
0.82
0.8
0.78
0.76
0.74
0.72
53
54
55
56

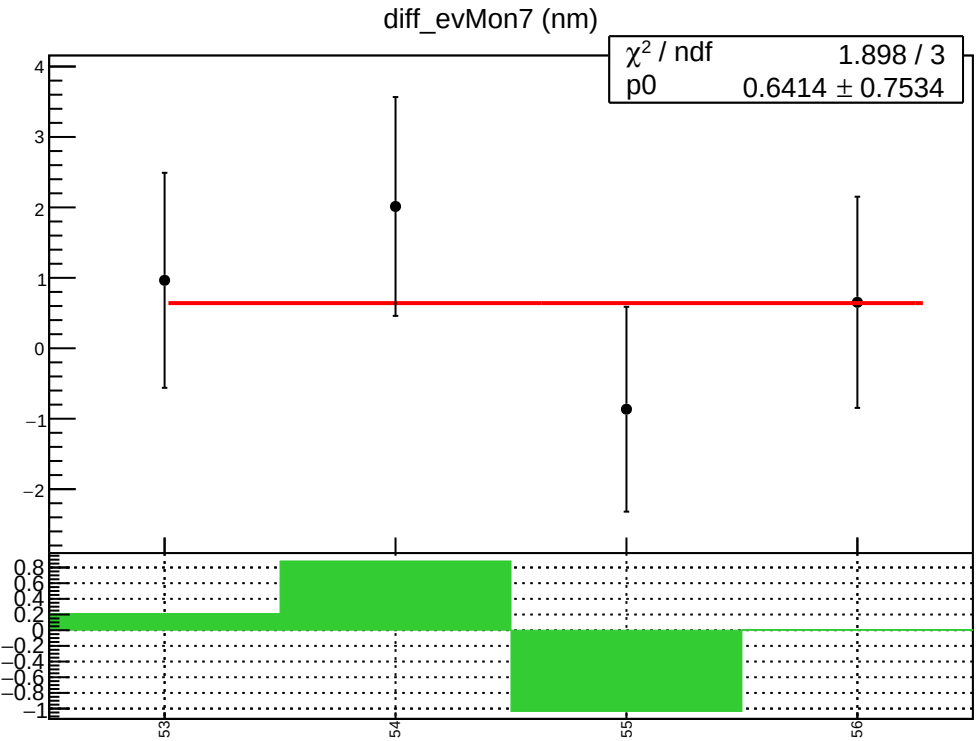
diff_evMon7 (nm)
χ² / ndf 1.898 / 3
p0 0.6414 ± 0.7534
53
54
55
56

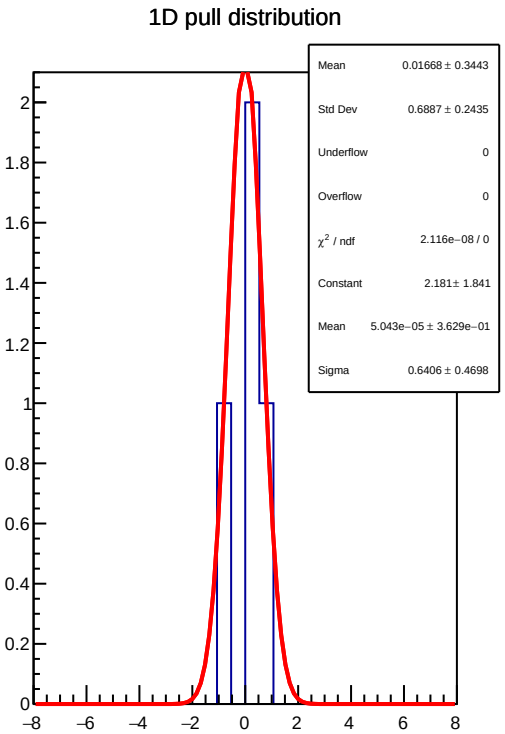
1D pull distribution
Mean 0.01668 ± 0.3443
Std Dev 0.6887 ± 0.2435
Underflow 0
Overflow 0
χ² / ndf 2.116e−08 / 0
Constant 2.181 ± 1.841
Mean 5.043e−05 ± 3.629e−01
Sigma 0.6406 ± 0.4698

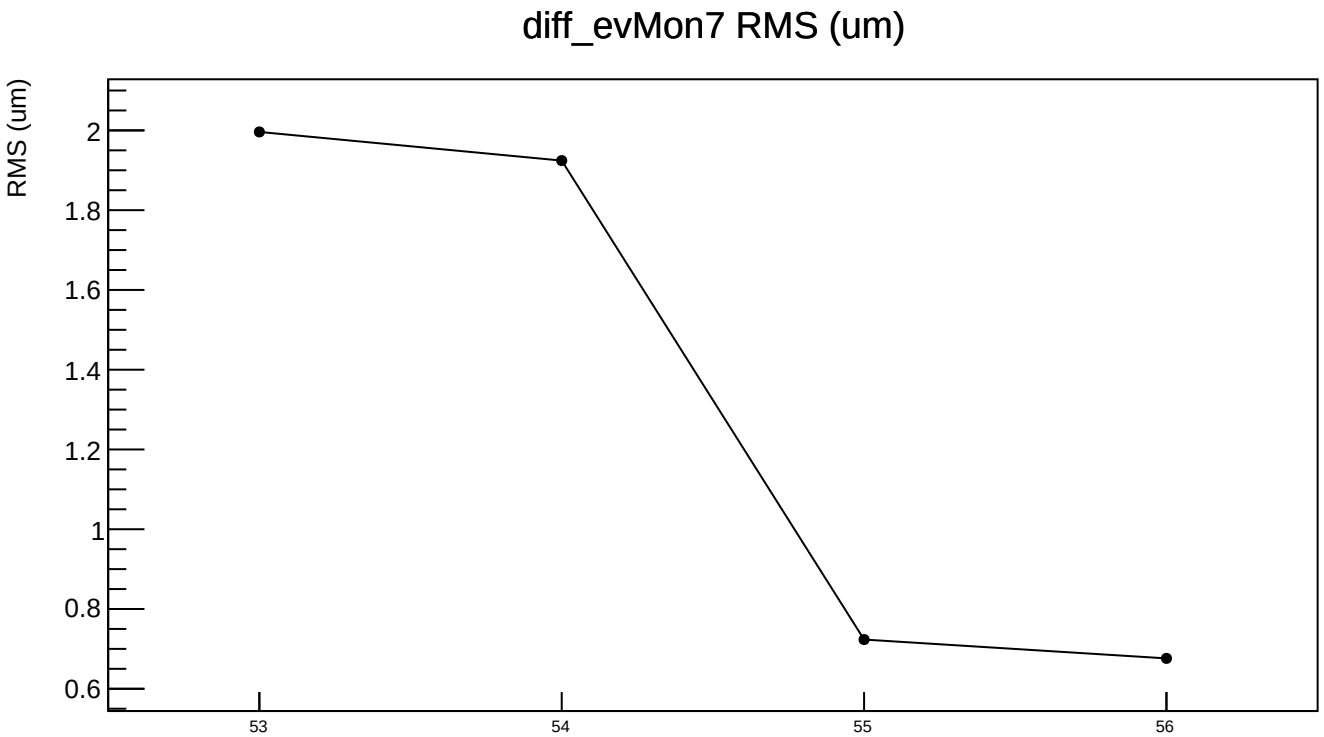
diff_evMon7 RMS (um)
RMS (um)
2
1.8
1.6
1.4
1.2
1
0.8
0.6
53
54
55
56

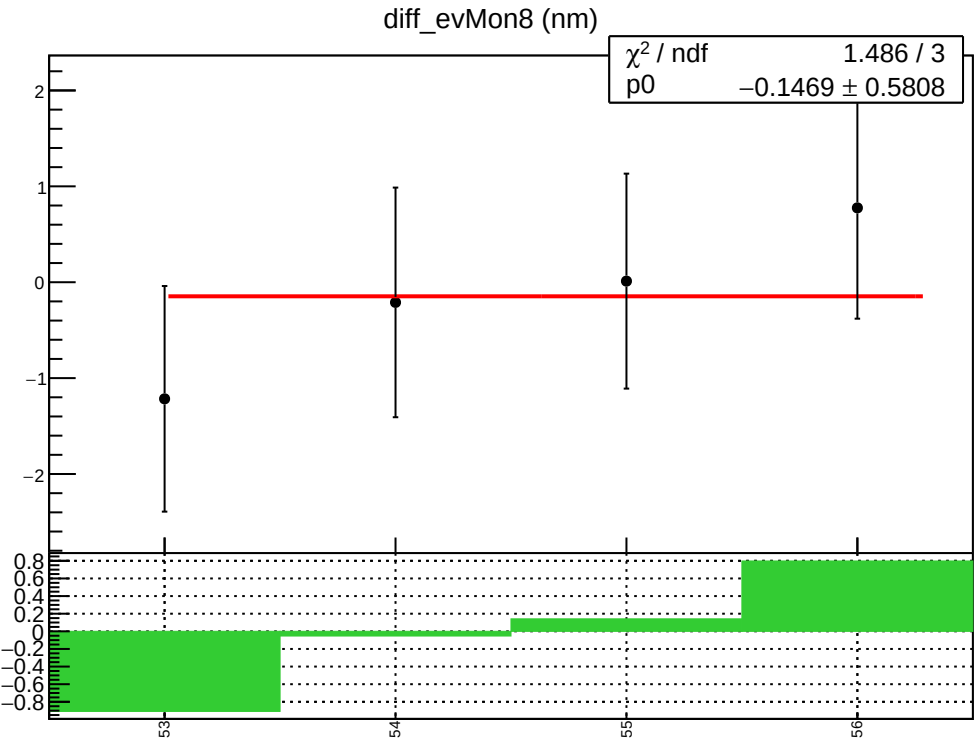
diff_evMon8 (nm)
χ^2 / ndf 1.486 / 3
p0 −0.1469 ± 0.5808
2
1
0
−1
−2
0.8
0.6
0.4
0.2
0
−0.2
−0.4
−0.6
−0.8
53
54
55
56

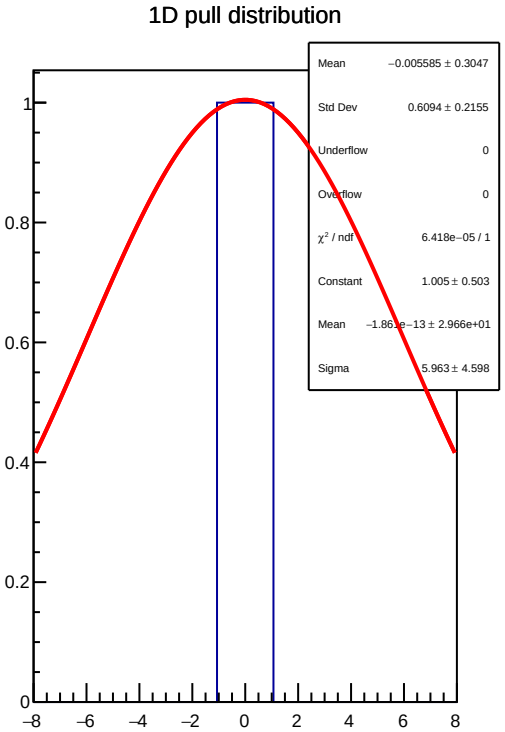
1D pull distribution
Mean −0.005585 ± 0.3047
Std Dev 0.6094 ± 0.2155
Underflow 0
Overflow 0
χ^2 / ndf 6.418e−05 / 1
Constant 1.005 ± 0.503
Mean −1.861e−13 ± 2.966e+01
Sigma 5.963 ± 4.598
1
0.8
0.6
0.4
0.2
0
−8
−6
−4
−2
0
2
4
6
8

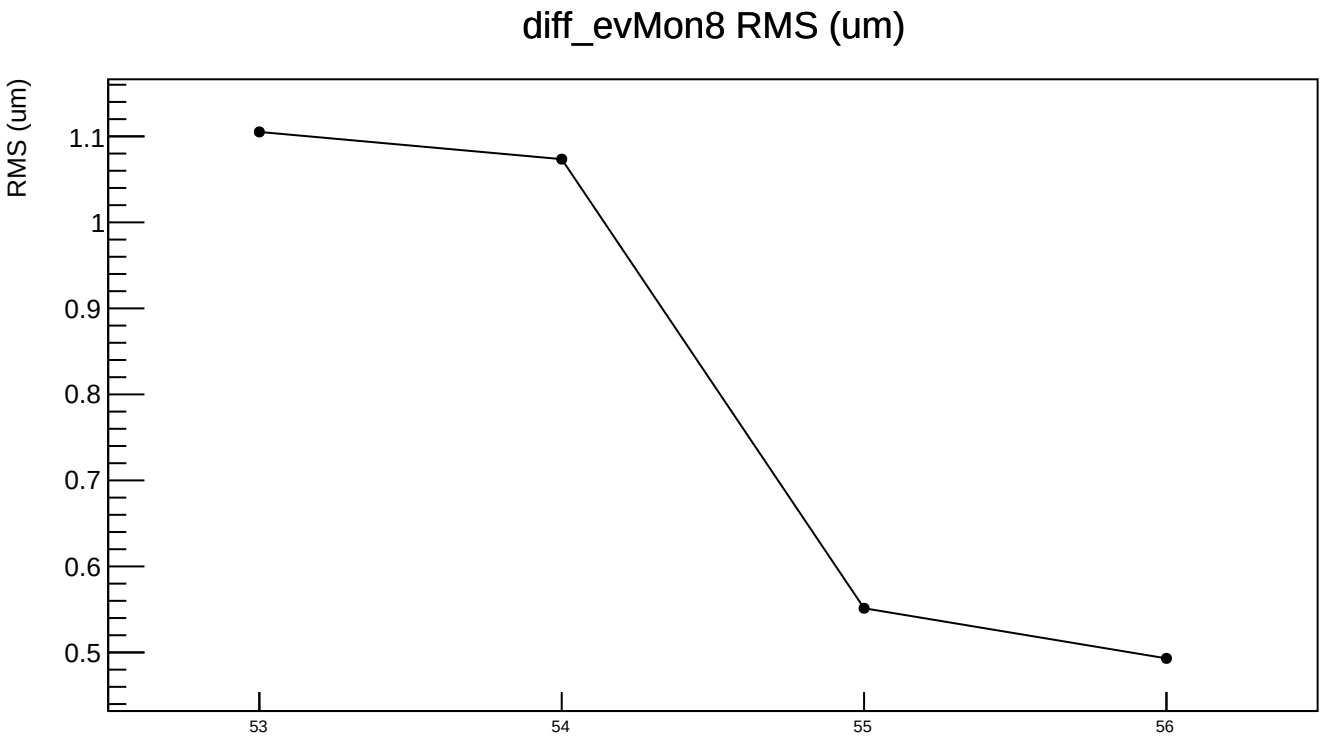
diff_evMon8 RMS (um)
RMS (um)
1.1
1
0.9
0.8
0.7
0.6
0.5
53
54
55
56

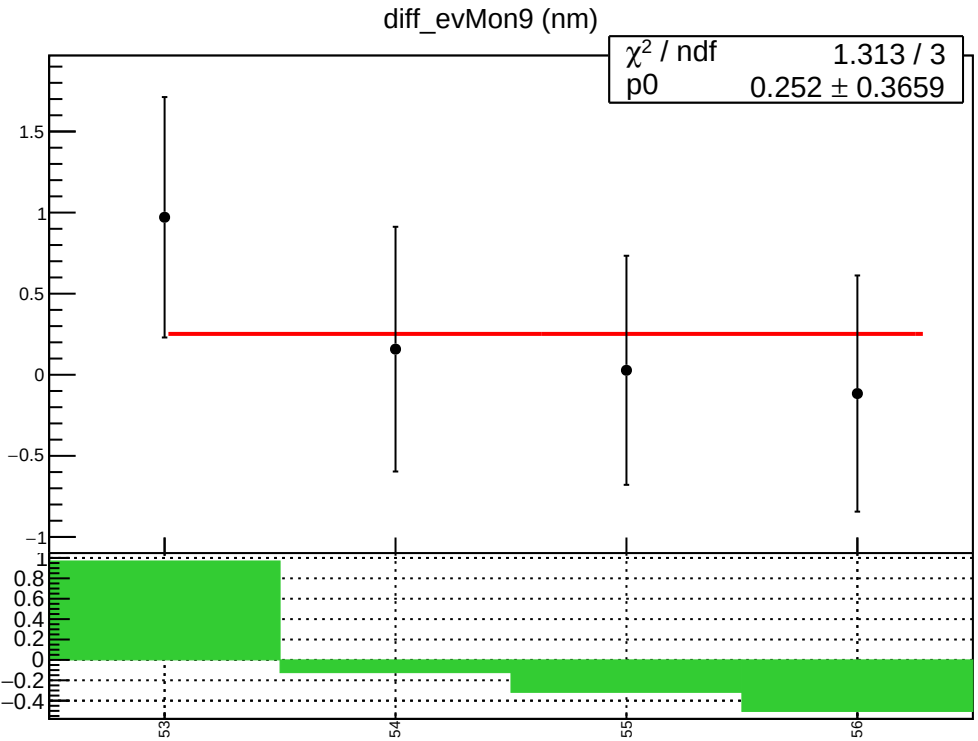
diff_evMon9 (nm)
χ² / ndf 1.313 / 3
p0 0.252 ± 0.3659
1.5
1
0.5
0
−0.5
−1
1
0.8
0.6
0.4
0.2
0
−0.2
−0.4
53
54
55
56

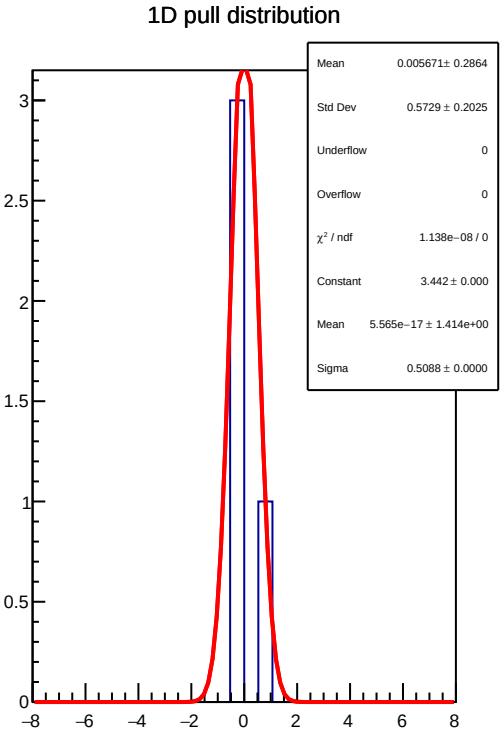
1D pull distribution
Mean 0.005671± 0.2864
Std Dev 0.5729 ± 0.2025
Underflow 0
Overflow 0
χ² / ndf 1.138e−08 / 0
Constant 3.442 ± 0.000
Mean 5.565e−17 ± 1.414e+00
Sigma 0.5088 ± 0.0000
3
2.5
2
1.5
1
0.5
0
−8
−6
−4
−2
0
2
4
6
8

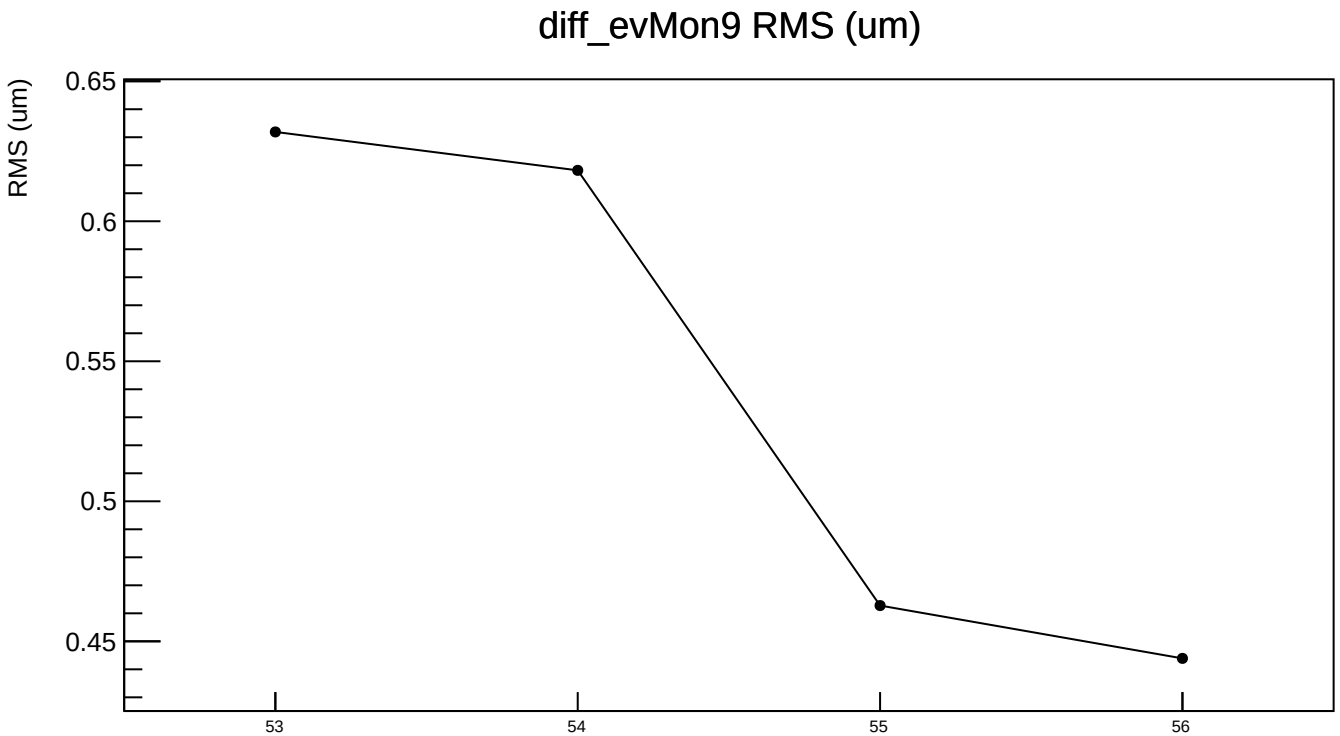
diff_evMon9 RMS (um)
RMS (um)
0.65
0.6
0.55
0.5
0.45
53
54
55
56

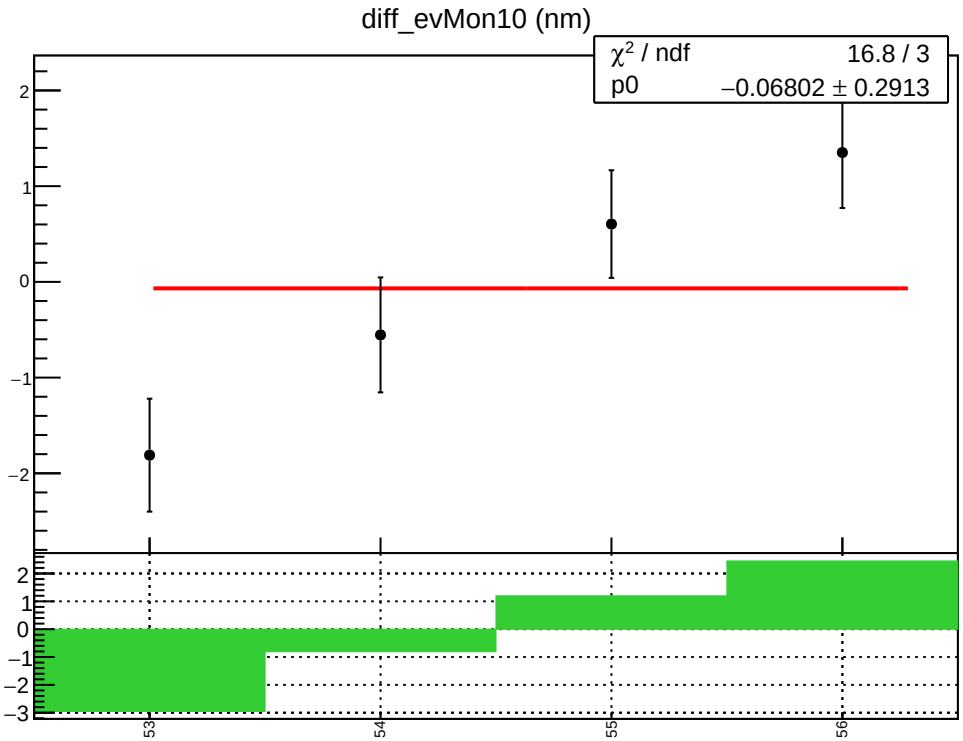
diff_evMon10 (nm)
χ² / ndf 16.8 / 3
p0 −0.06802 ± 0.2913
2
1
0
−1
−2
2
1
0
−1
−2
−3
53
54
55
56

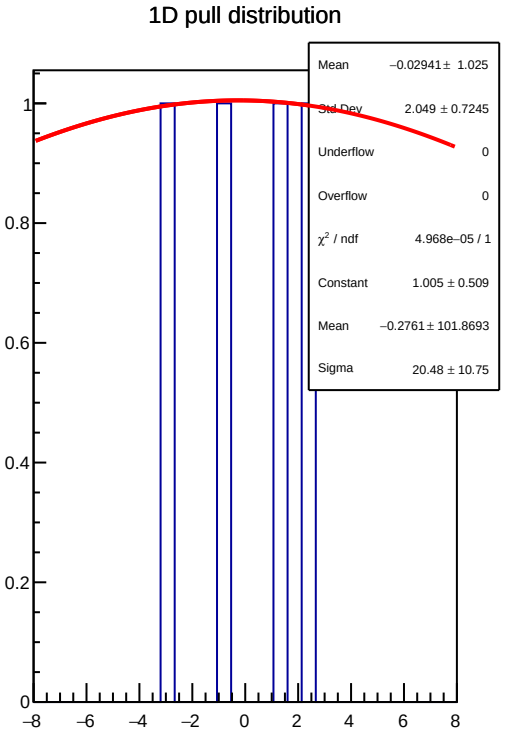
1D pull distribution
Mean −0.02941 ± 1.025
Std Dev 2.049 ± 0.7245
Underflow 0
Overflow 0
χ² / ndf 4.968e−05 / 1
Constant 1.005 ± 0.509
Mean −0.2761 ± 101.8693
Sigma 20.48 ± 10.75
1
0.8
0.6
0.4
0.2
0
−8
−6
−4
−2
0
2
4
6
8

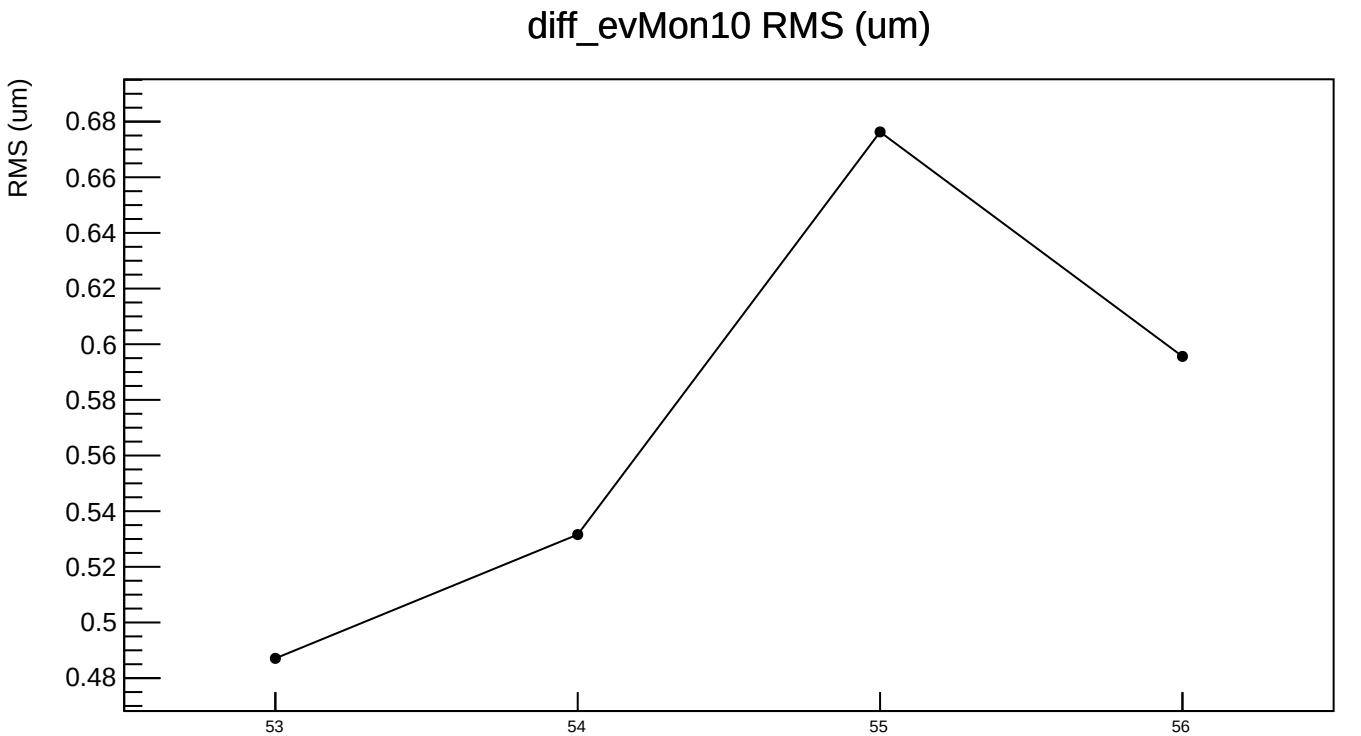
diff_evMon10 RMS (um)
RMS (um)
0.68
0.66
0.64
0.62
0.6
0.58
0.56
0.54
0.52
0.5
0.48
53
54
55
56

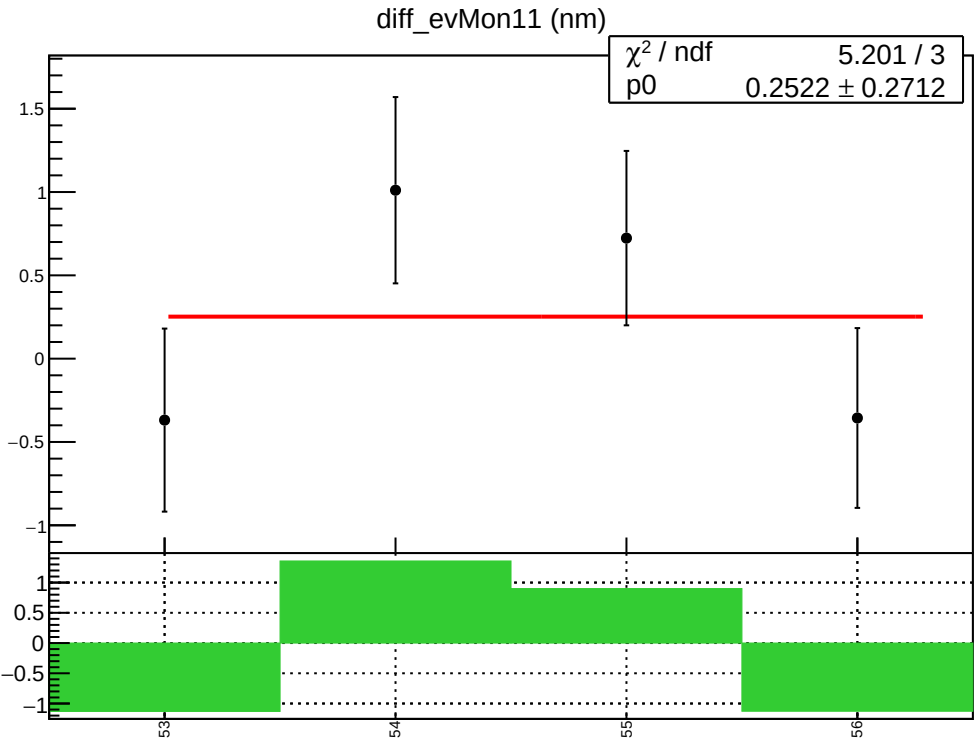
diff_evMon11 (nm)
χ² / ndf 5.201 / 3
p0 0.2522 ± 0.2712
1.5
1
0.5
0
−0.5
−1
53
54
55
56

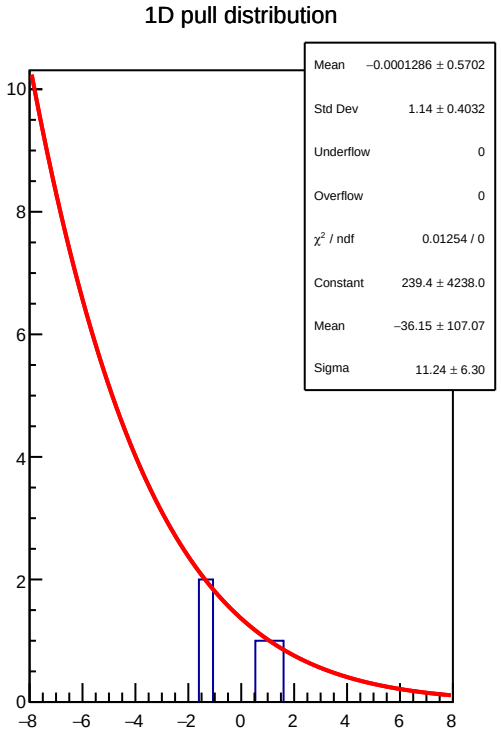
1D pull distribution
Mean −0.0001286 ± 0.5702
Std Dev 1.14 ± 0.4032
Underflow 0
Overflow 0
χ² / ndf 0.01254 / 0
Constant 239.4 ± 4238.0
Mean −36.15 ± 107.07
Sigma 11.24 ± 6.30
10
8
6
4
2
0
−8
−6
−4
−2
0
2
4
6
8

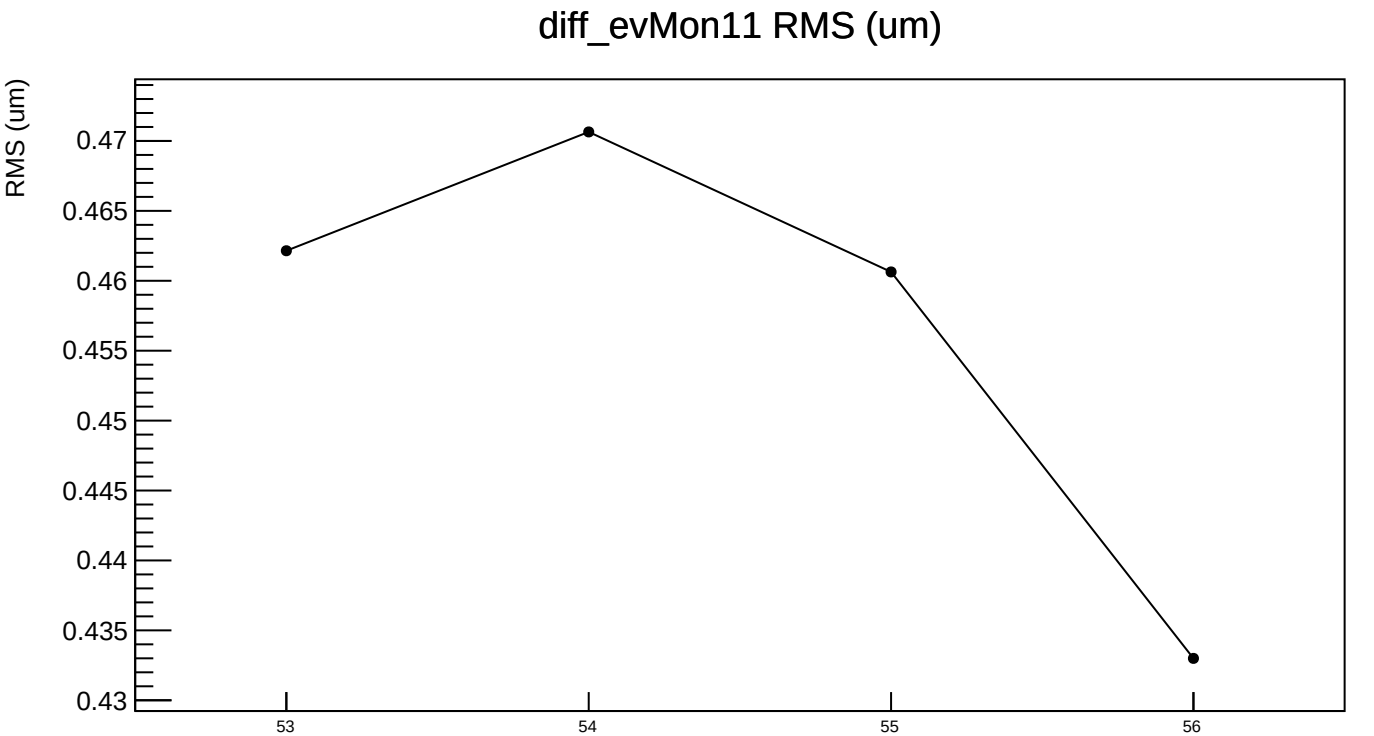
diff_evMon11 RMS (um)
RMS (um)
0.47
0.465
0.46
0.455
0.45
0.445
0.44
0.435
0.43
53
54
55
56

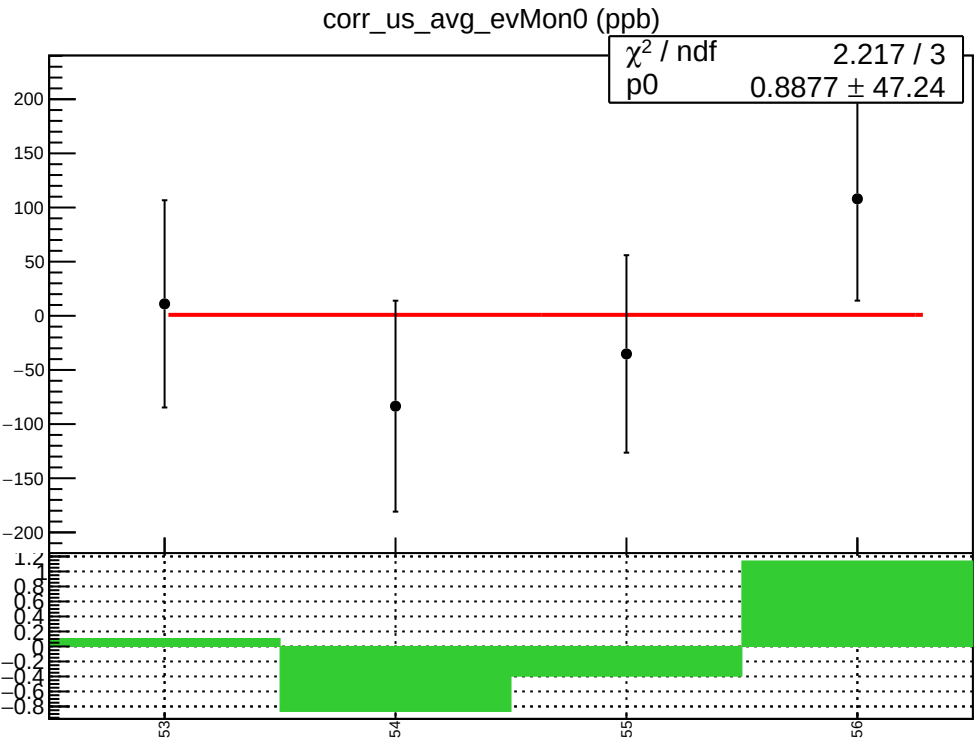
corr_us_avg_evMon0 (ppb)
χ² / ndf 2.217 / 3
p0 0.8877 ± 47.24
200
150
100
50
0
−50
−100
−150
−200
1.2
0.8
0.6
0.4
0.2
0
−0.2
−0.4
−0.6
−0.8
53
54
55
56

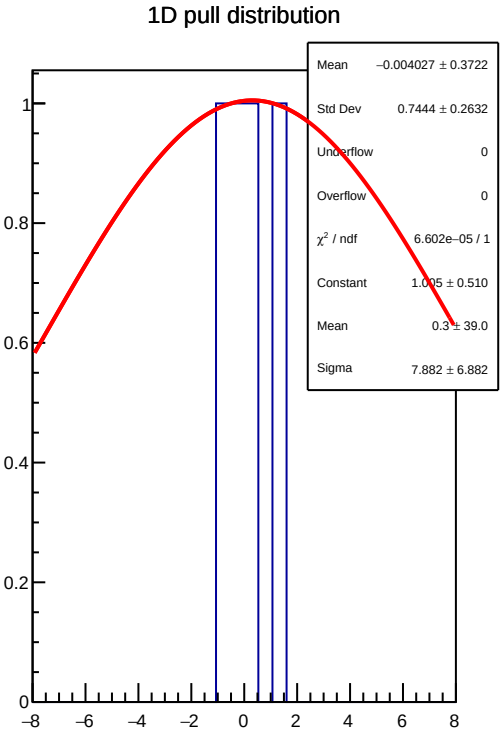
1D pull distribution
Mean −0.004027 ± 0.3722
Std Dev 0.7444 ± 0.2632
Underflow 0
Overflow 0
χ² / ndf 6.602e−05 / 1
Constant 1.005 ± 0.510
Mean 0.3 ± 39.0
Sigma 7.882 ± 6.882
1
0.8
0.6
0.4
0.2
0
−8
−6
−4
−2
0
2
4
6
8

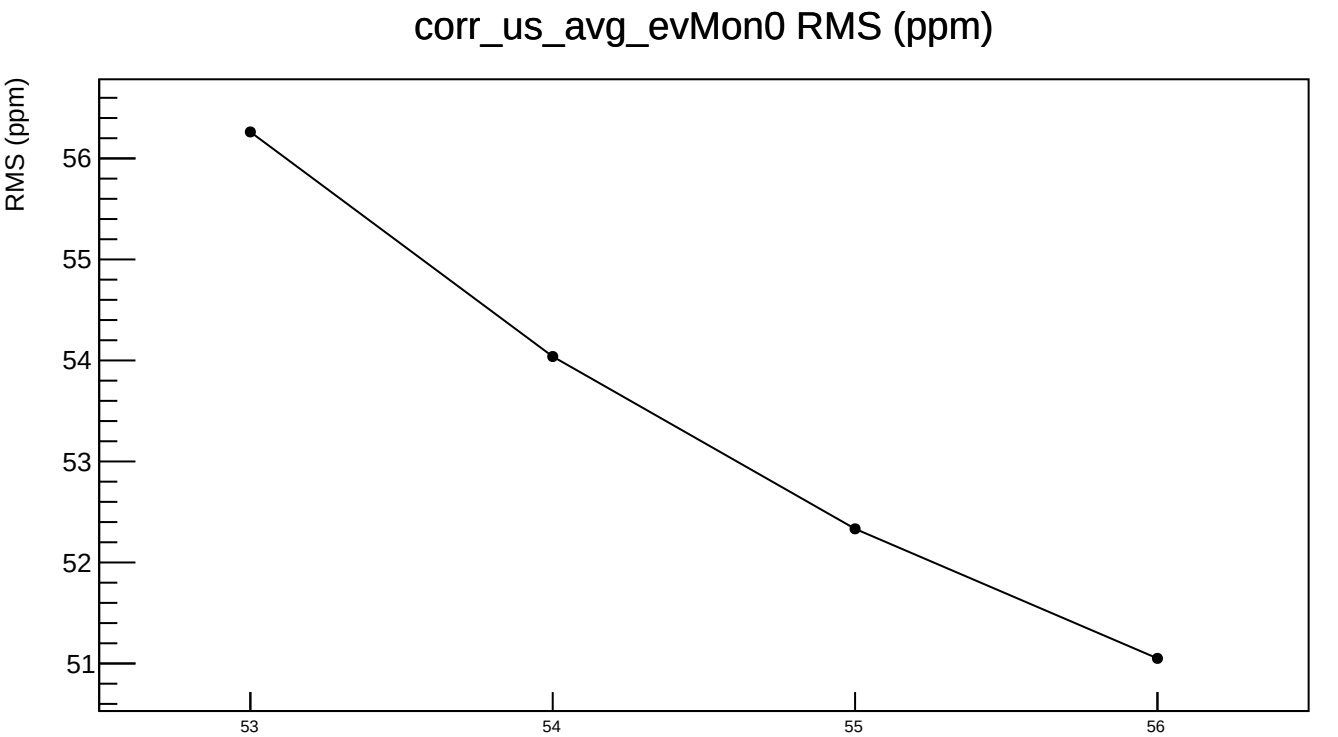
corr_us_avg_evMon0 RMS (ppm)
RMS (ppm)
56
55
54
53
52
51
53
54
55
56

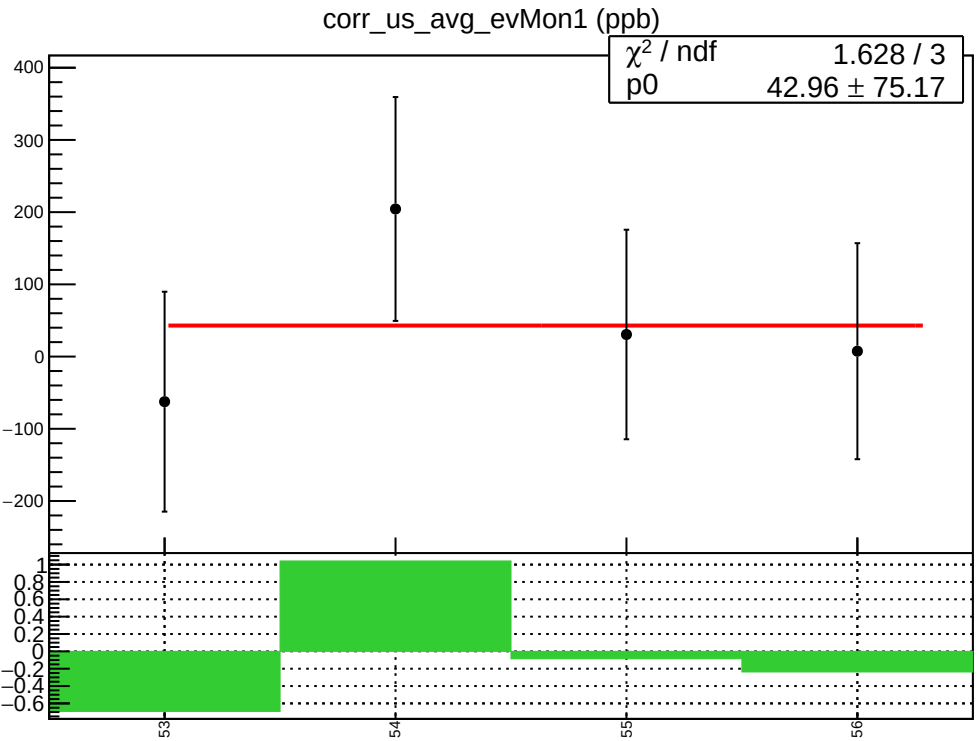
corr_us_avg_evMon1 (ppb)
χ² / ndf 1.628 / 3
p0 42.96 ± 75.17
400
300
200
100
0
−100
−200
1
0.8
0.6
0.4
0.2
0
−0.2
−0.4
−0.6
53
54
55
56

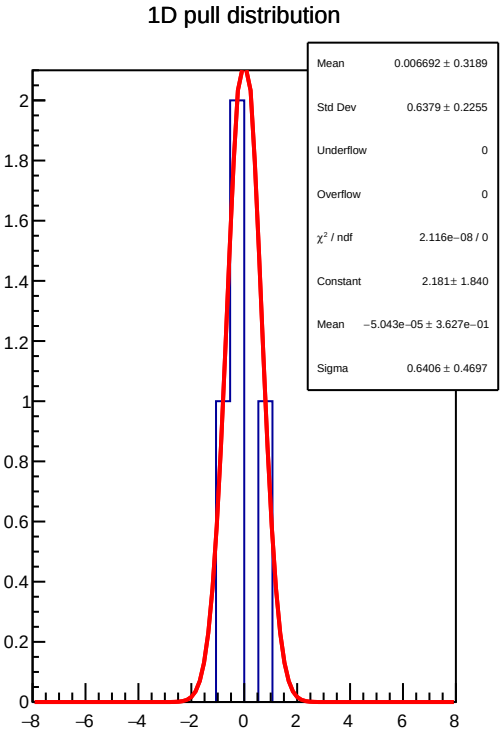
1D pull distribution
Mean 0.006692 ± 0.3189
Std Dev 0.6379 ± 0.2255
Underflow 0
Overflow 0
χ² / ndf 2.116e−08 / 0
Constant 2.181± 1.840
Mean −5.043e−05 ± 3.627e−01
Sigma 0.6406 ± 0.4697
2
1.8
1.6
1.4
1.2
1
0.8
0.6
0.4
0.2
0
−8
−6
−4
−2
0
2
4
6
8

corr_us_avg_evMon1 RMS (ppm)

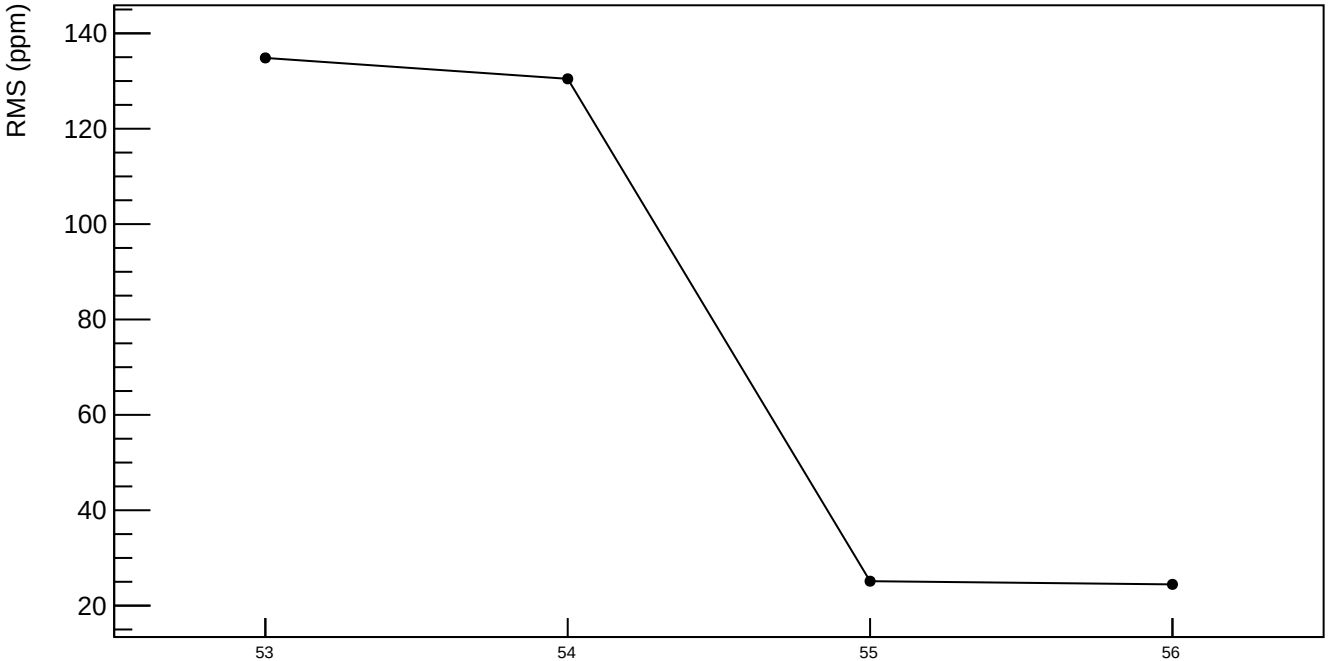

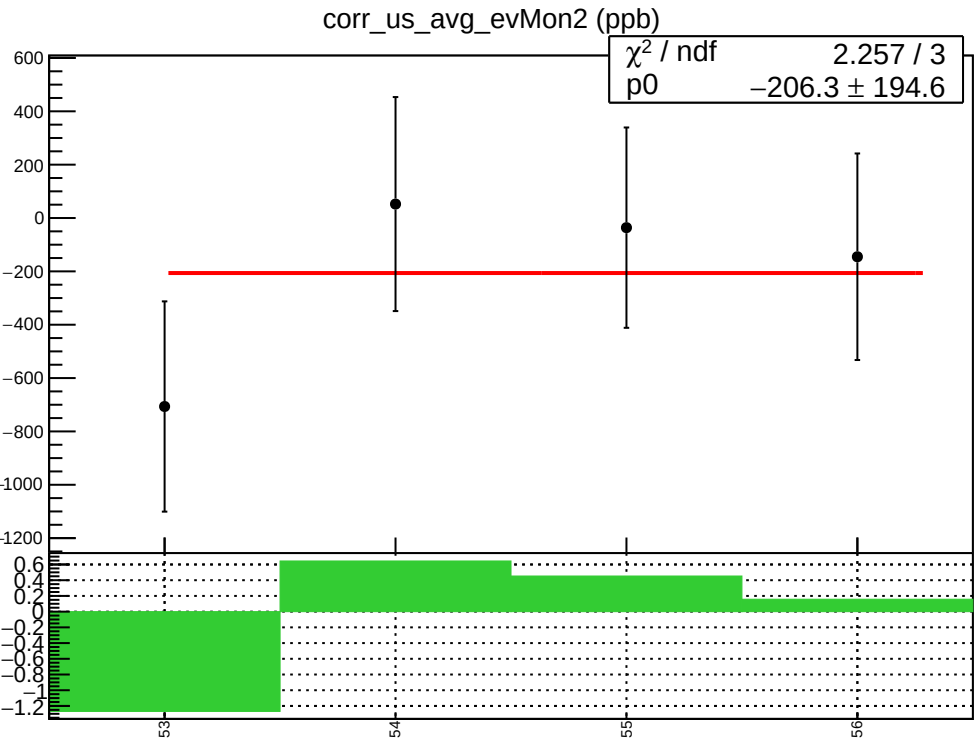
corr_us_avg_evMon2 (ppb)
χ² / ndf 2.257 / 3
p0 −206.3 ± 194.6
600
400
200
0
−200
−400
−600
−800
−1000
−1200
0.6
0.4
0.2
0
−0.2
−0.4
−0.6
−0.8
−1
−1.2
53
54
55
56

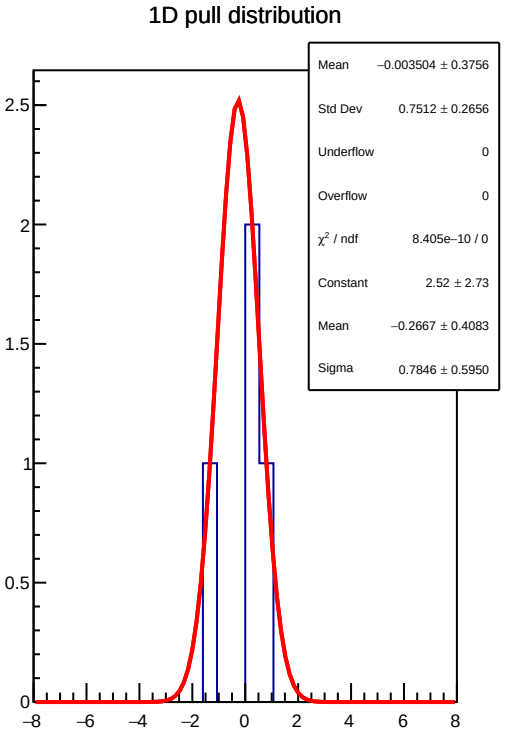
1D pull distribution
Mean −0.003504 ± 0.3756
Std Dev 0.7512 ± 0.2656
Underflow 0
Overflow 0
χ² / ndf 8.405e−10 / 0
Constant 2.52 ± 2.73
Mean −0.2667 ± 0.4083
Sigma 0.7846 ± 0.5950
2.5
2
1.5
1
0.5
0
−8
−6
−4
−2
0
2
4
6
8

corr_us_avg_evMon2 RMS (ppm)

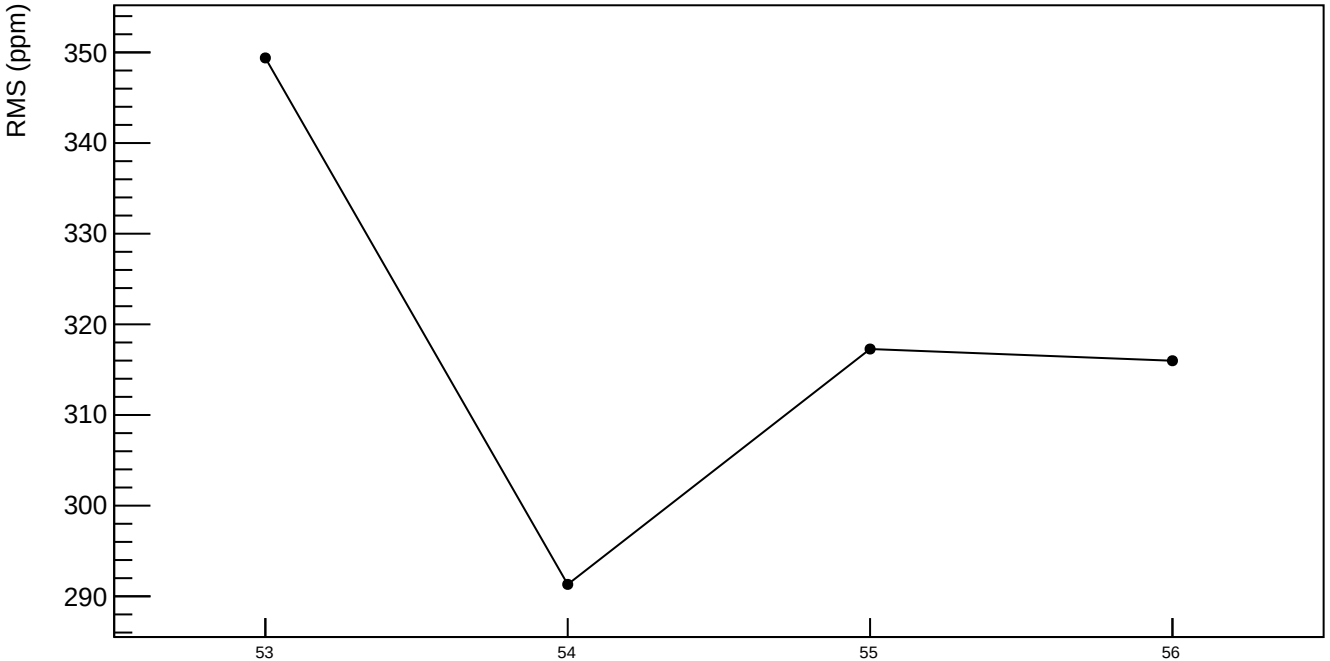

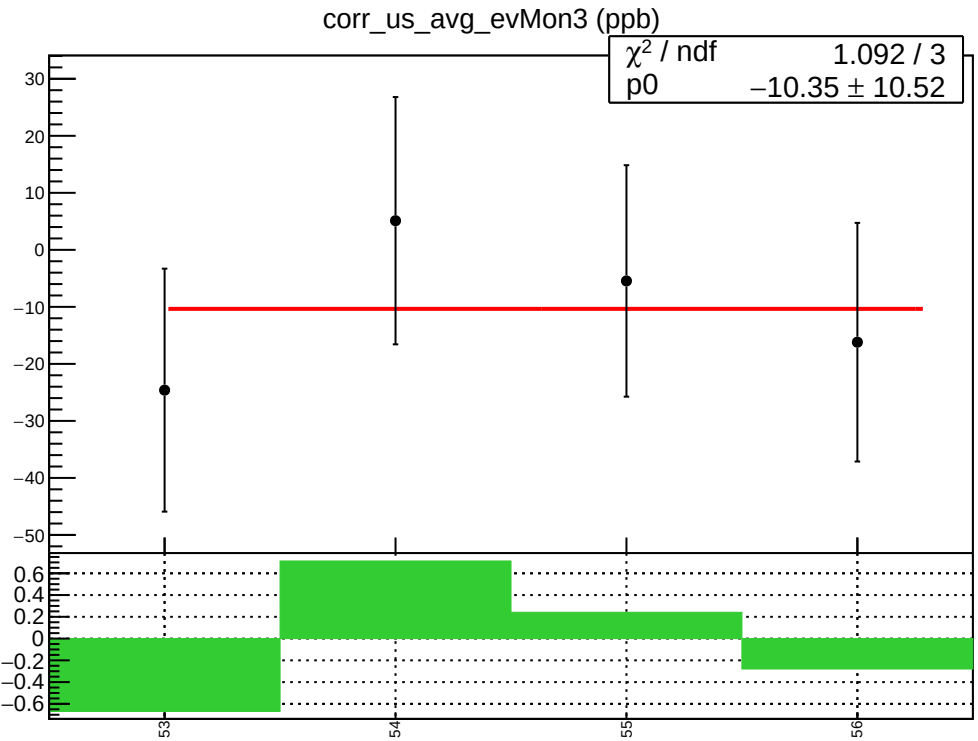
corr_us_avg_evMon3 (ppb)
χ² / ndf 1.092 / 3
p0 −10.35 ± 10.52
30
20
10
0
−10
−20
−30
−40
−50
0.6
0.4
0.2
0
−0.2
−0.4
−0.6
53
54
55
56

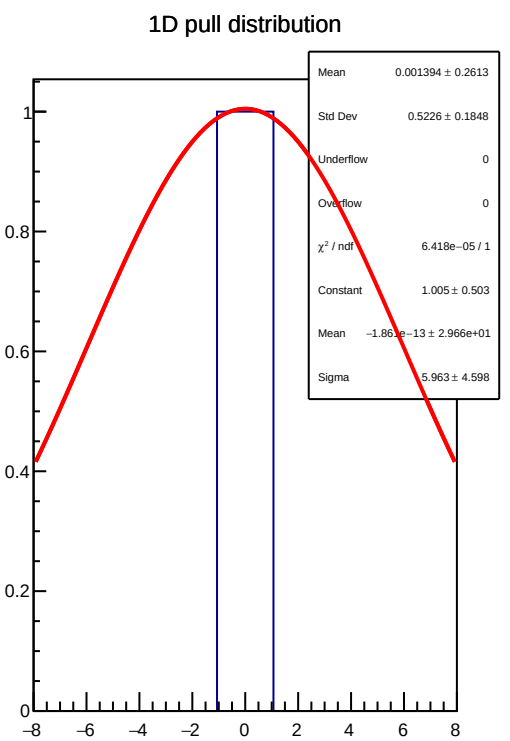
1D pull distribution
Mean 0.001394 ± 0.2613
Std Dev 0.5226 ± 0.1848
Underflow 0
Overflow 0
χ² / ndf 6.418e−05 / 1
Constant 1.005 ± 0.503
Mean −1.861e−13 ± 2.966e+01
Sigma 5.963 ± 4.598
1
0.8
0.6
0.4
0.2
0
−8
−6
−4
−2
0
2
4
6
8

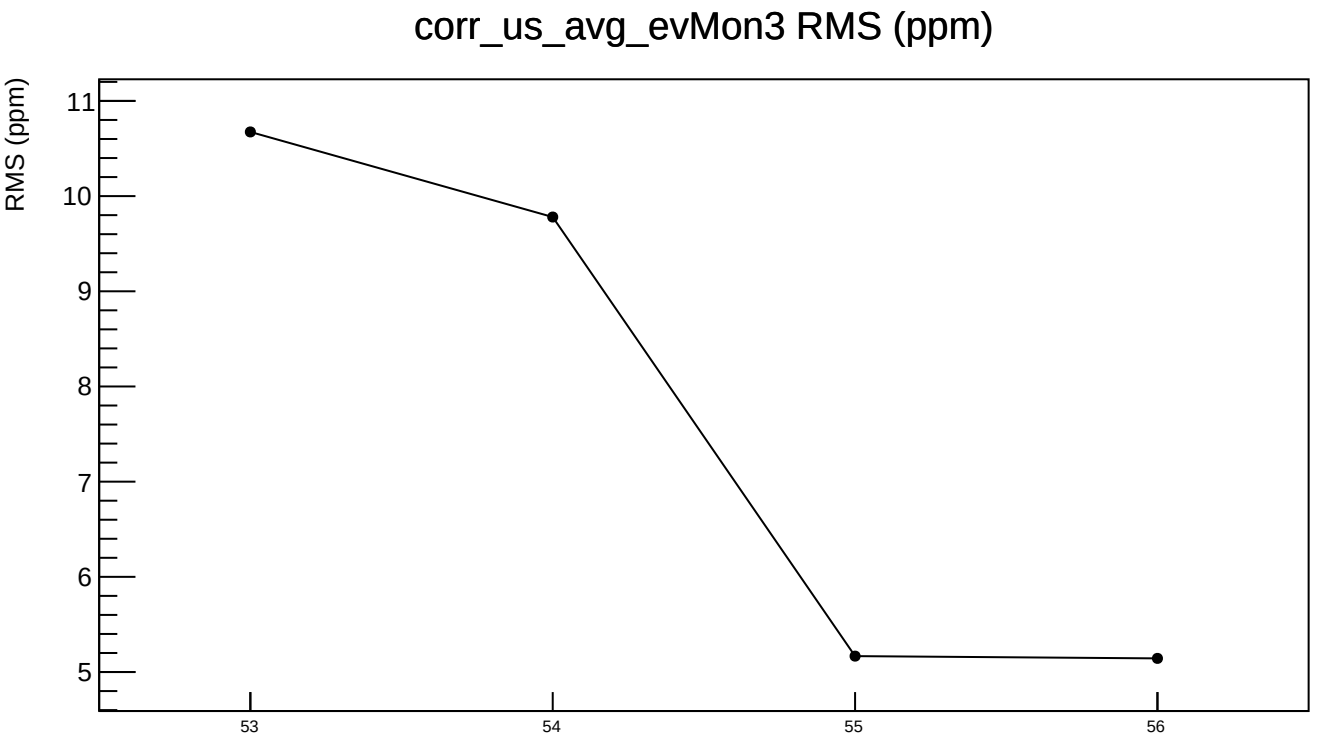
corr_us_avg_evMon3 RMS (ppm)
RMS (ppm)
11
10
9
8
7
6
5
53
54
55
56

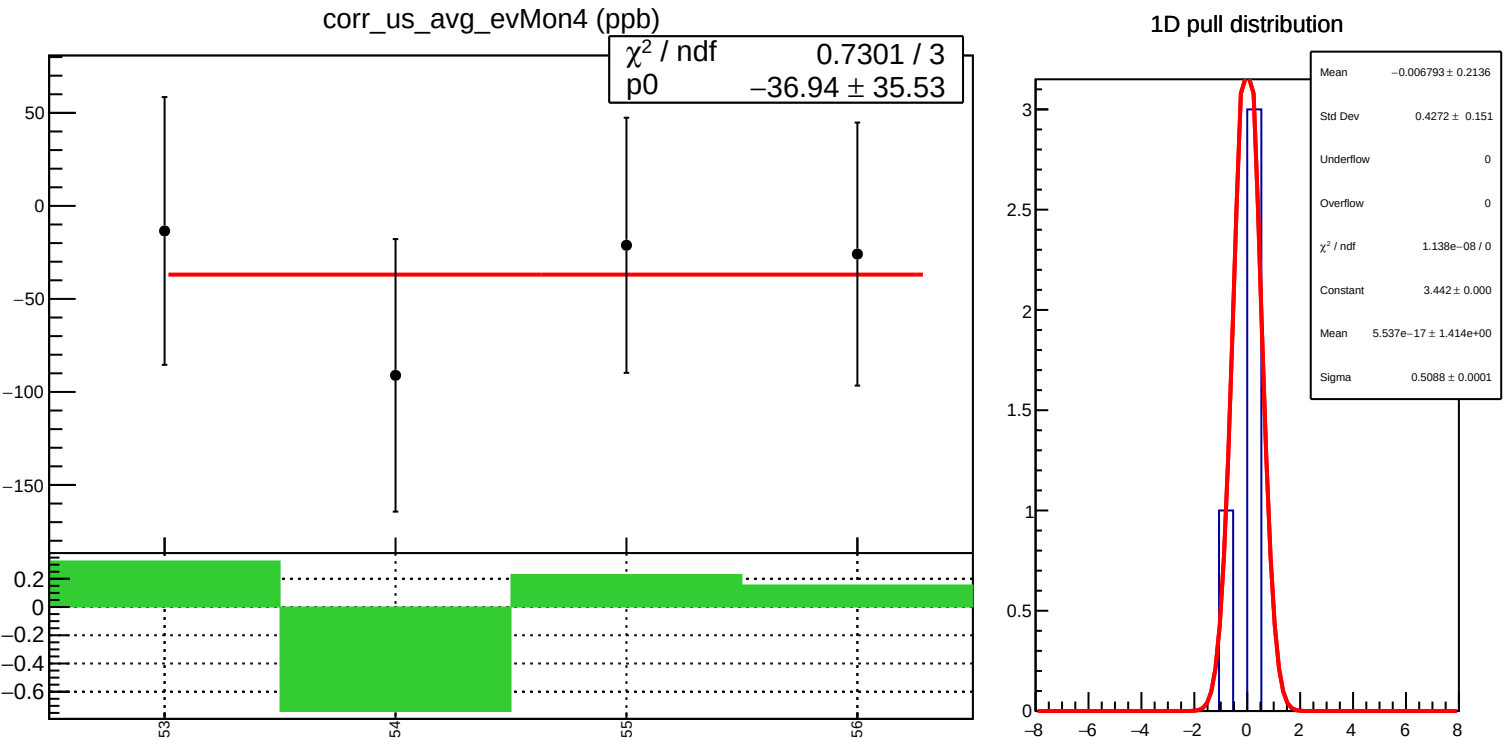
corr_us_avg_evMon4 (ppb)
χ² / ndf 0.7301 / 3
p0 −36.94 ± 35.53
50
0
−50
−100
−150
0.2
0
−0.2
−0.4
−0.6
53
54
55
56
1D pull distribution
Mean −0.006793 ± 0.2136
Std Dev 0.4272 ± 0.151
Underflow 0
Overflow 0
χ² / ndf 1.138e−08 / 0
Constant 3.442 ± 0.000
Mean 5.537e−17 ± 1.414e+00
Sigma 0.5088 ± 0.0001
3
2.5
2
1.5
1
0.5
0
−8
−6
−4
−2
0
2
4
6
8

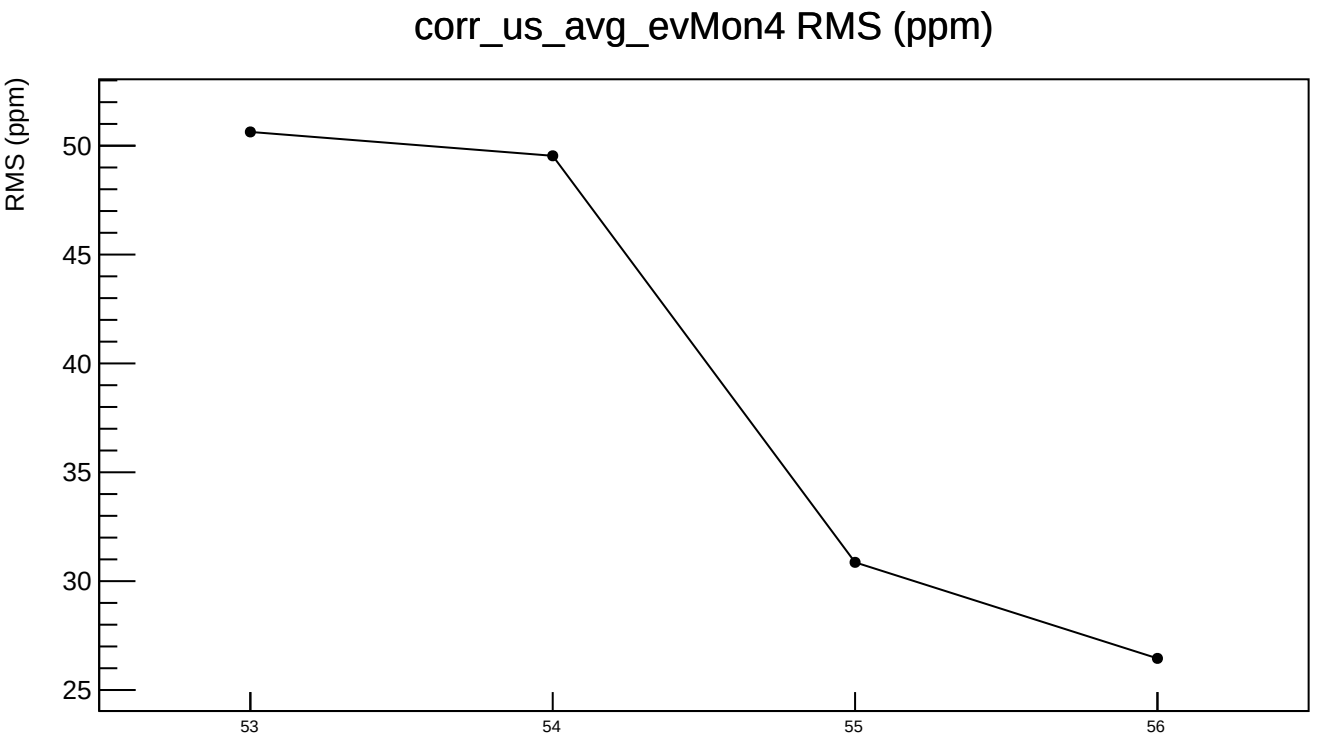
corr_us_avg_evMon4 RMS (ppm)
RMS (ppm)
50
45
40
35
30
25
53
54
55
56

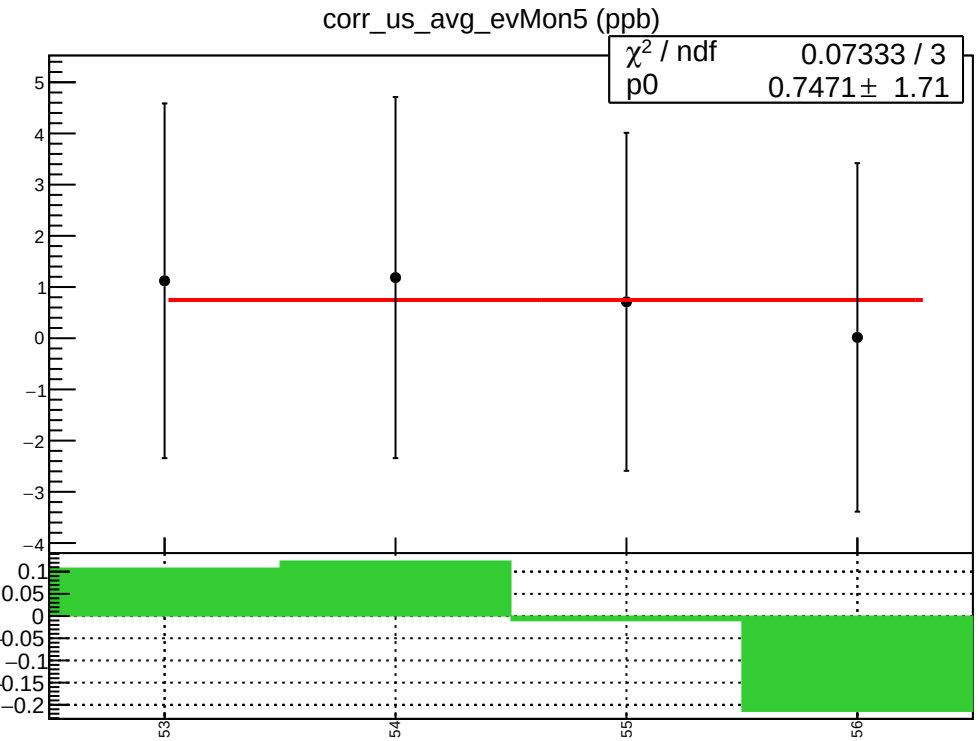
corr_us_avg_evMon5 (ppb)
χ² / ndf 0.07333 / 3
p0 0.7471 ± 1.71
53
54
55
56

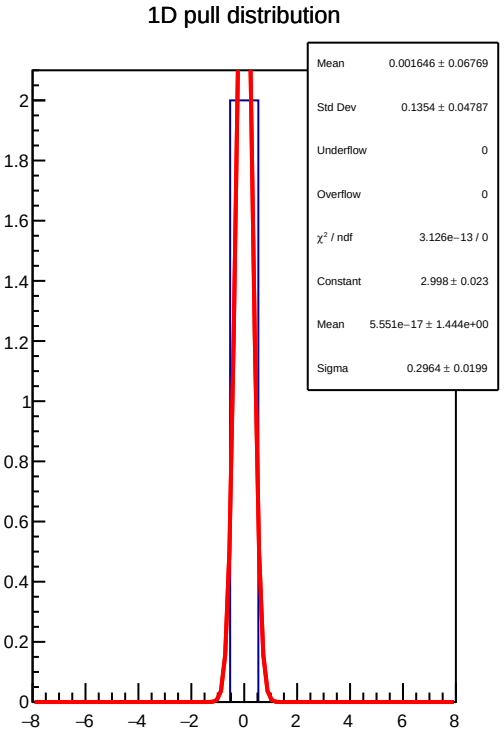
1D pull distribution
Mean 0.001646 ± 0.06769
Std Dev 0.1354 ± 0.04787
Underflow 0
Overflow 0
χ² / ndf 3.126e−13 / 0
Constant 2.998 ± 0.023
Mean 5.551e−17 ± 1.444e+00
Sigma 0.2964 ± 0.0199

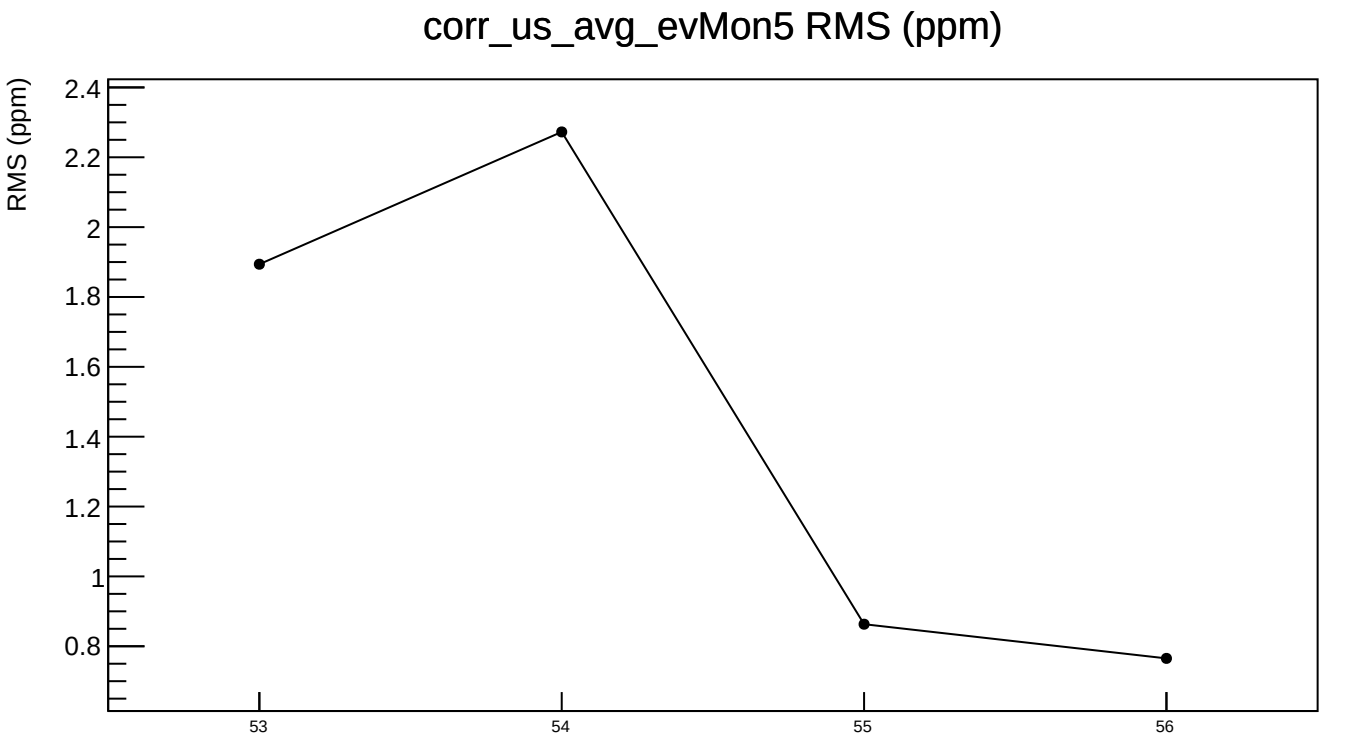
corr_us_avg_evMon5 RMS (ppm)
RMS (ppm)
2.4
2.2
2
1.8
1.6
1.4
1.2
1
0.8
53
54
55
56

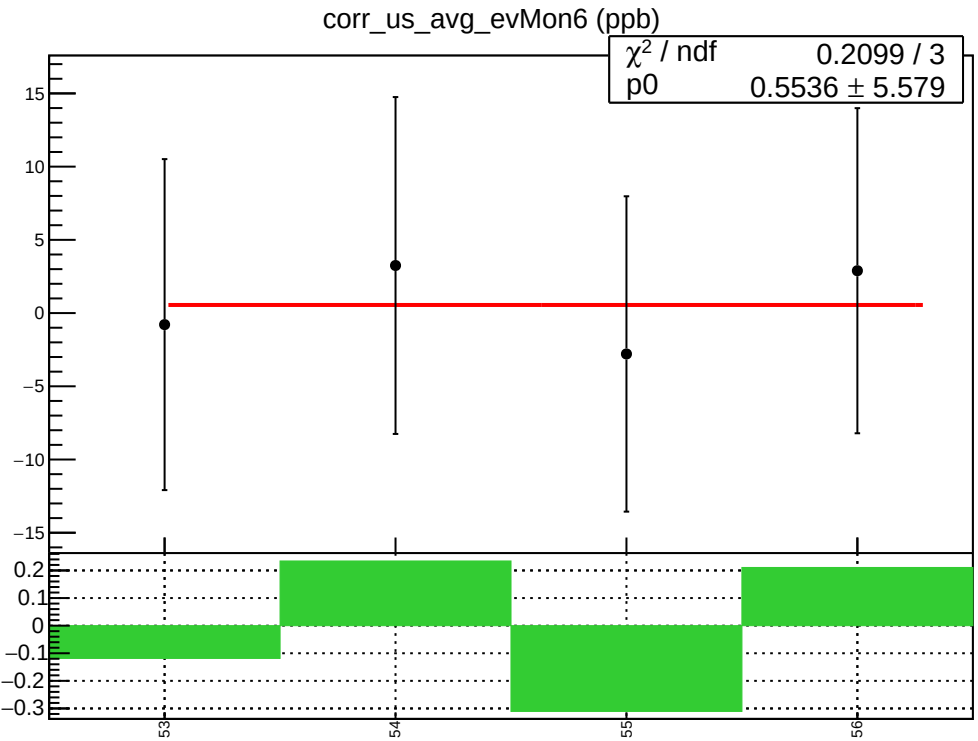
corr_us_avg_evMon6 (ppb)
χ² / ndf 0.2099 / 3
p0 0.5536 ± 5.579
15
10
5
0
−5
−10
−15
0.2
0.1
0
−0.1
−0.2
−0.3
53
54
55
56

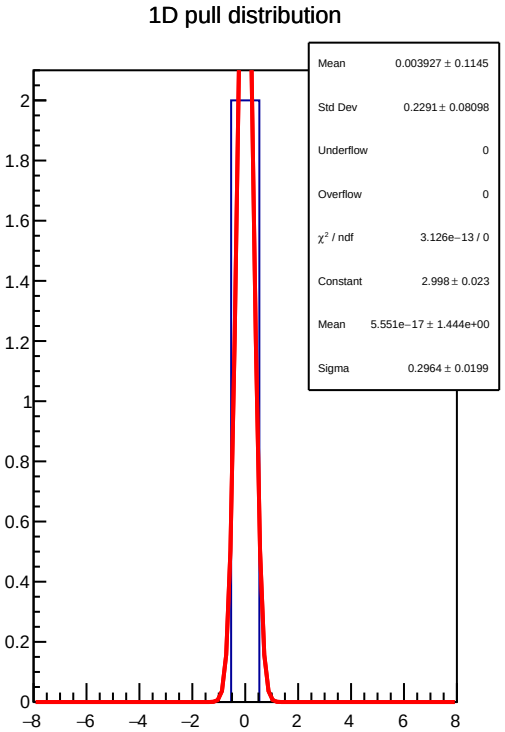
1D pull distribution
Mean 0.003927 ± 0.1145
Std Dev 0.2291 ± 0.08098
Underflow 0
Overflow 0
χ² / ndf 3.126e−13 / 0
Constant 2.998 ± 0.023
Mean 5.551e−17 ± 1.444e+00
Sigma 0.2964 ± 0.0199
2
1.8
1.6
1.4
1.2
1
0.8
0.6
0.4
0.2
0
−8
−6
−4
−2
0
2
4
6
8

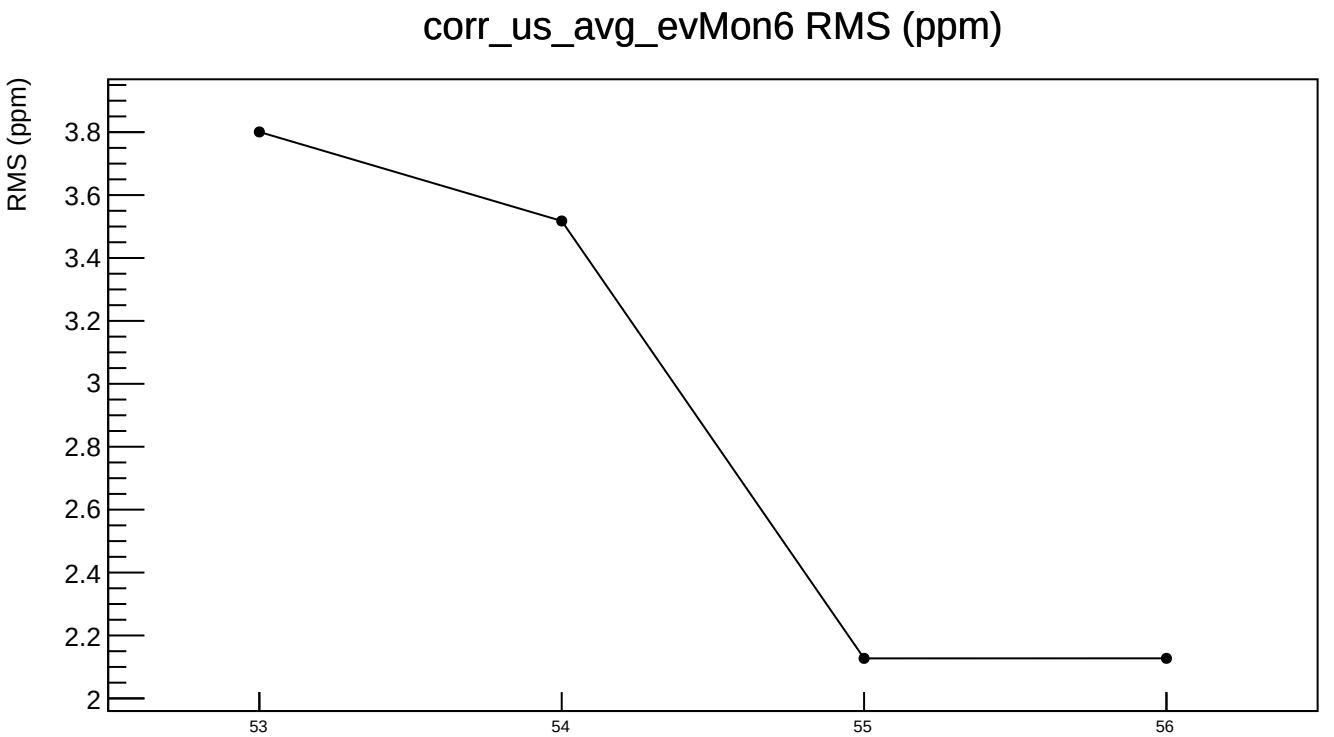
corr_us_avg_evMon6 RMS (ppm)
RMS (ppm)
3.8
3.6
3.4
3.2
3
2.8
2.6
2.4
2.2
2
53
54
55
56

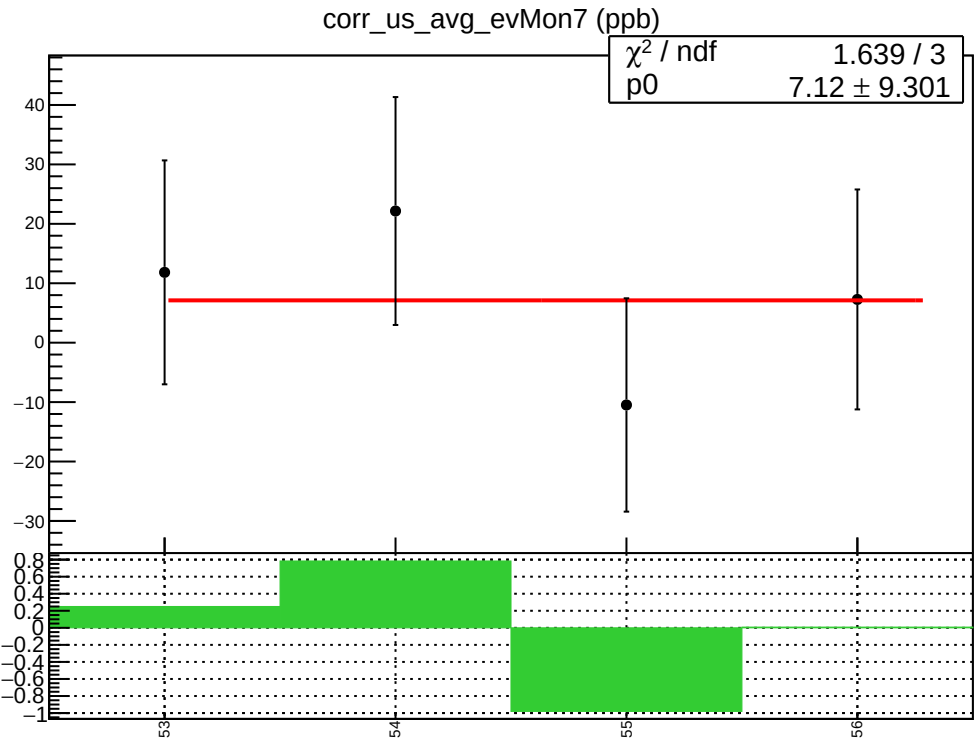
corr_us_avg_evMon7 (ppb)
χ² / ndf 1.639 / 3
p0 7.12 ± 9.301
53
54
55
56

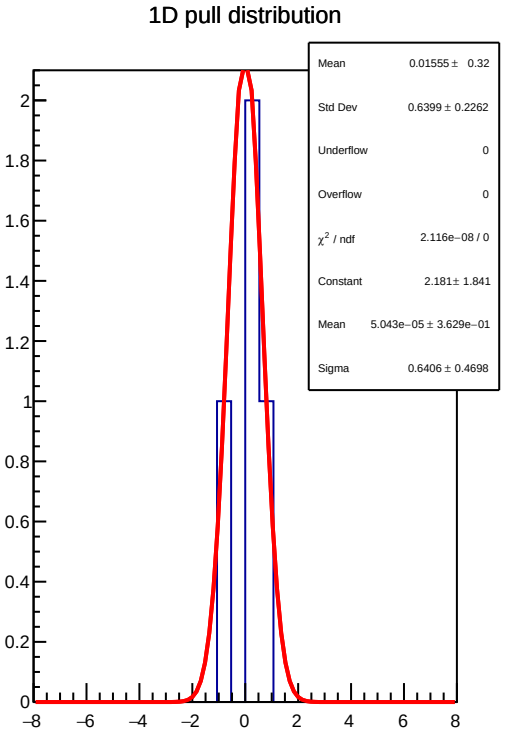
1D pull distribution
Mean 0.01555 ± 0.32
Std Dev 0.6399 ± 0.2262
Underflow 0
Overflow 0
χ² / ndf 2.116e−08 / 0
Constant 2.181 ± 1.841
Mean 5.043e−05 ± 3.629e−01
Sigma 0.6406 ± 0.4698

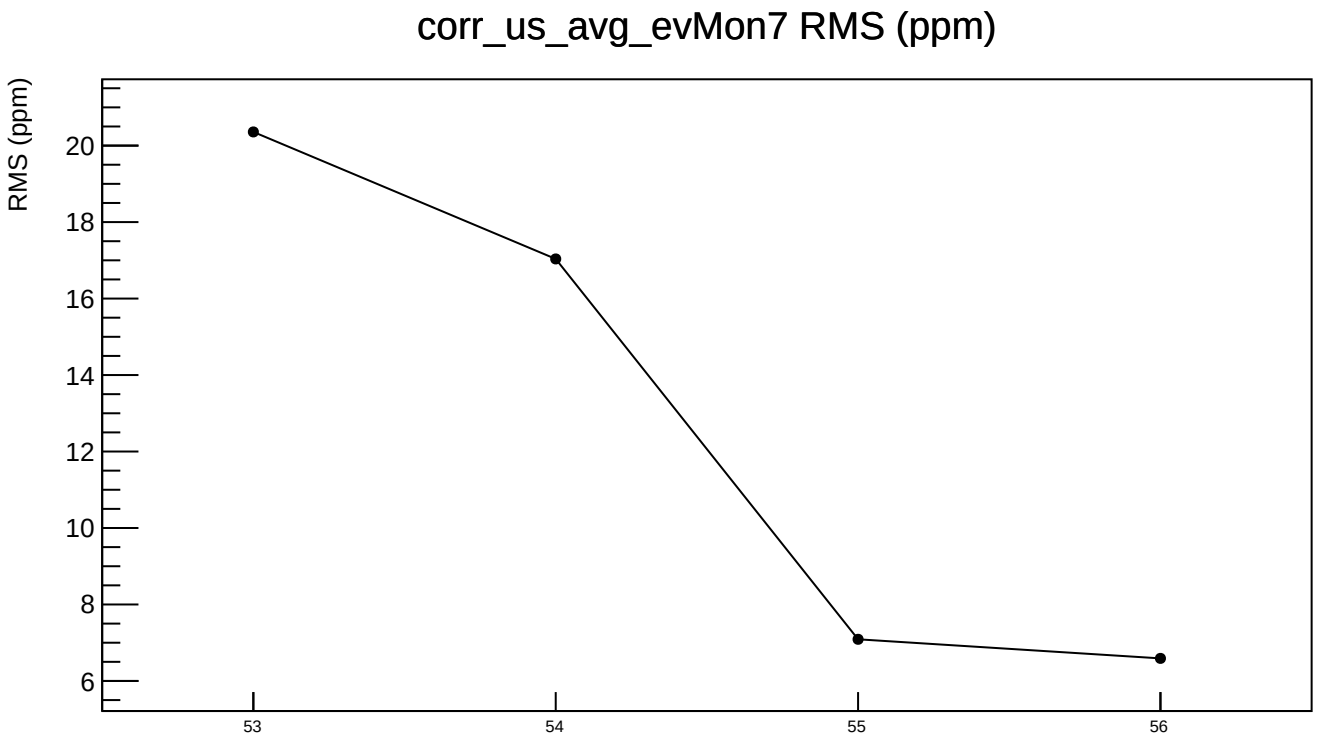
corr_us_avg_evMon7 RMS (ppm)
RMS (ppm)
20
18
16
14
12
10
8
6
53
54
55
56

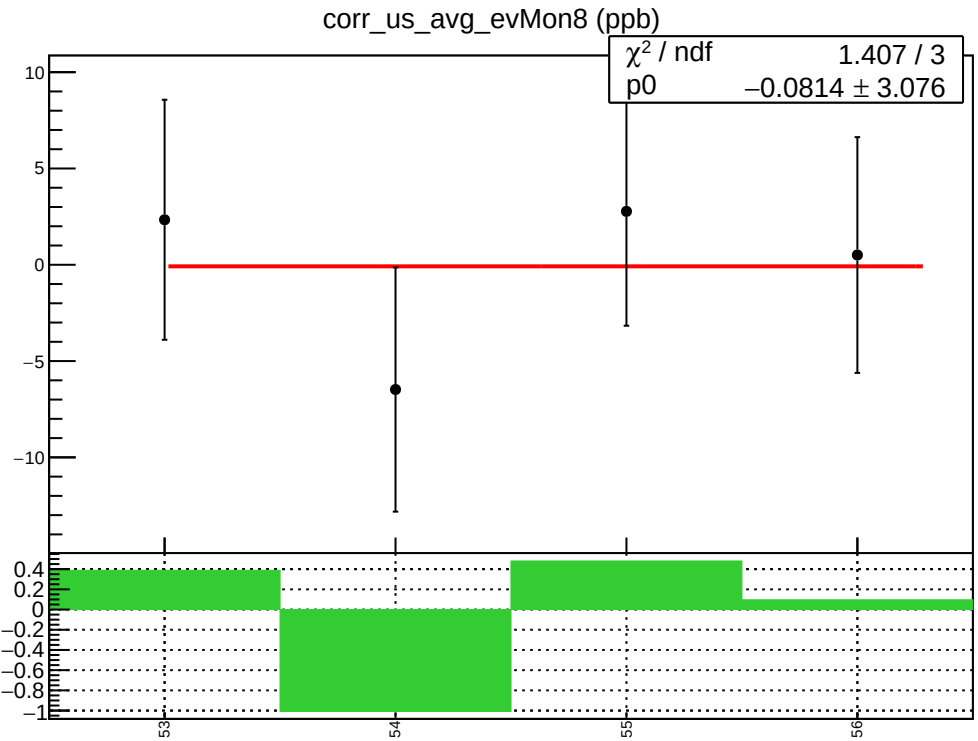
corr_us_avg_evMon8 (ppb)
χ² / ndf 1.407 / 3
p0 −0.0814 ± 3.076
10
5
0
−5
−10
0.4
0.2
0
−0.2
−0.4
−0.6
−0.8
−1
53
54
55
56

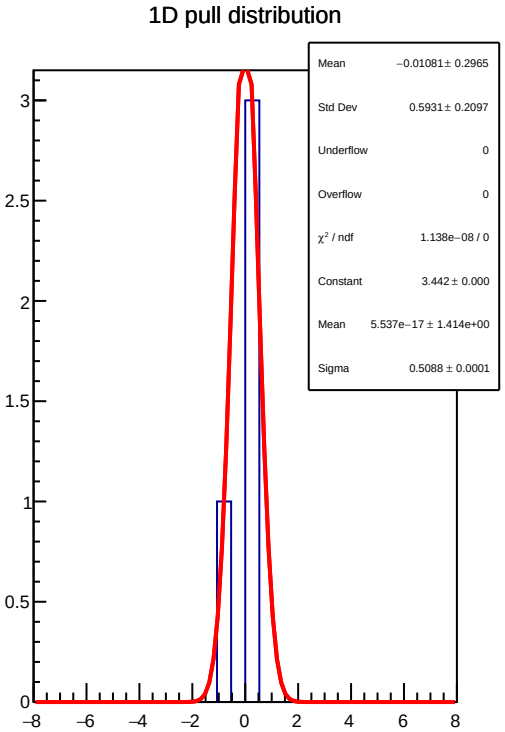
1D pull distribution
Mean −0.01081 ± 0.2965
Std Dev 0.5931 ± 0.2097
Underflow 0
Overflow 0
χ² / ndf 1.138e−08 / 0
Constant 3.442 ± 0.000
Mean 5.537e−17 ± 1.414e+00
Sigma 0.5088 ± 0.0001
3
2.5
2
1.5
1
0.5
0
−8
−6
−4
−2
0
2
4
6
8

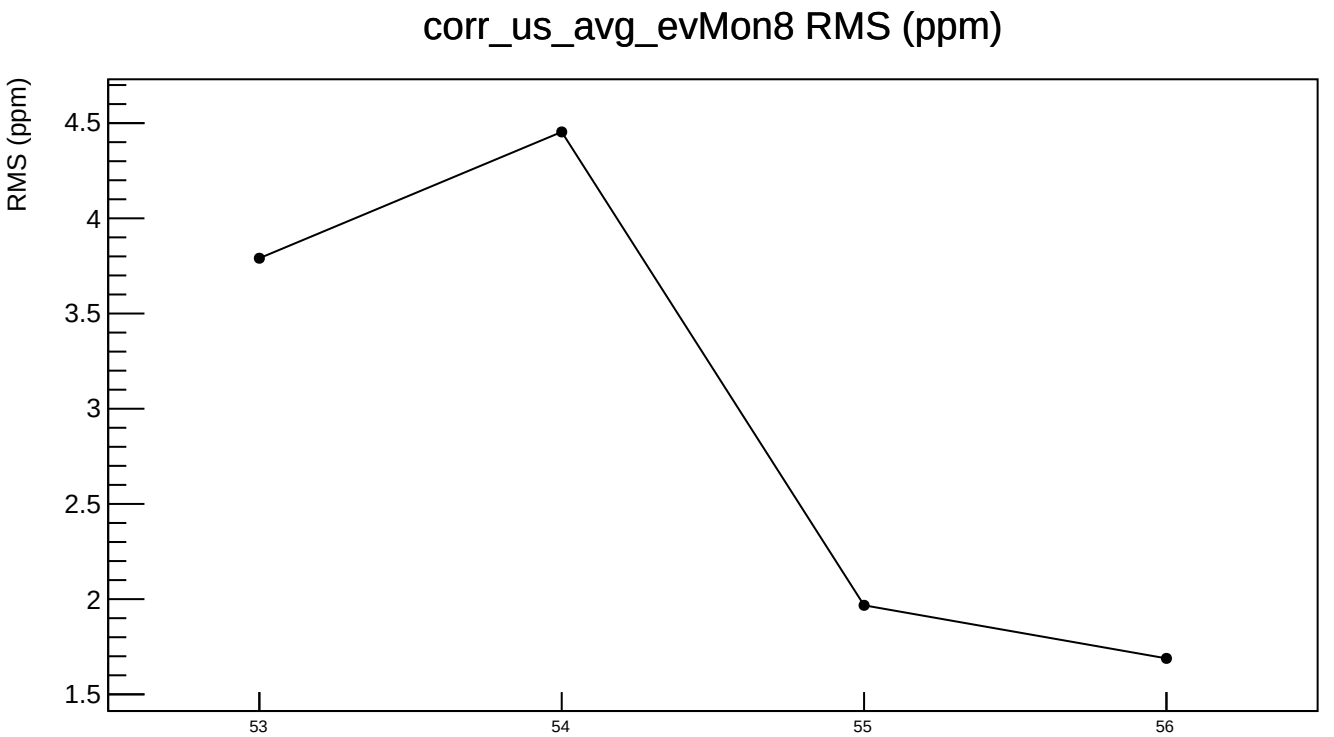
corr_us_avg_evMon8 RMS (ppm)
RMS (ppm)
4.5
4
3.5
3
2.5
2
1.5
53
54
55
56

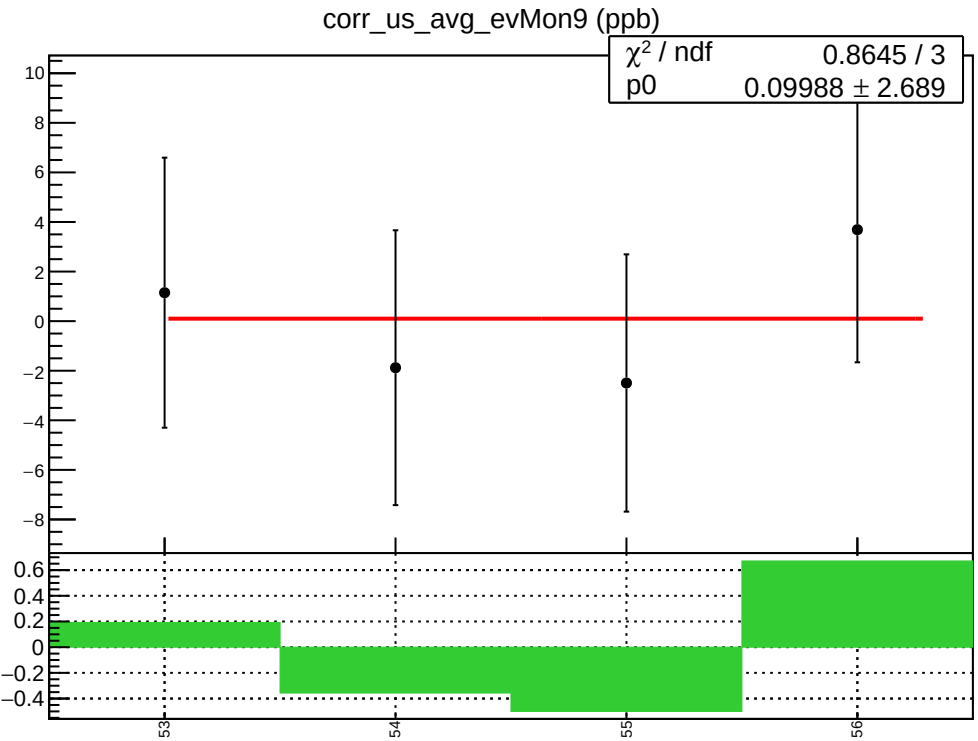
corr_us_avg_evMon9 (ppb)
χ² / ndf 0.8645 / 3
p0 0.09988 ± 2.689
10
8
6
4
2
0
−2
−4
−6
−8
0.6
0.4
0.2
0
−0.2
−0.4
53
54
55
56

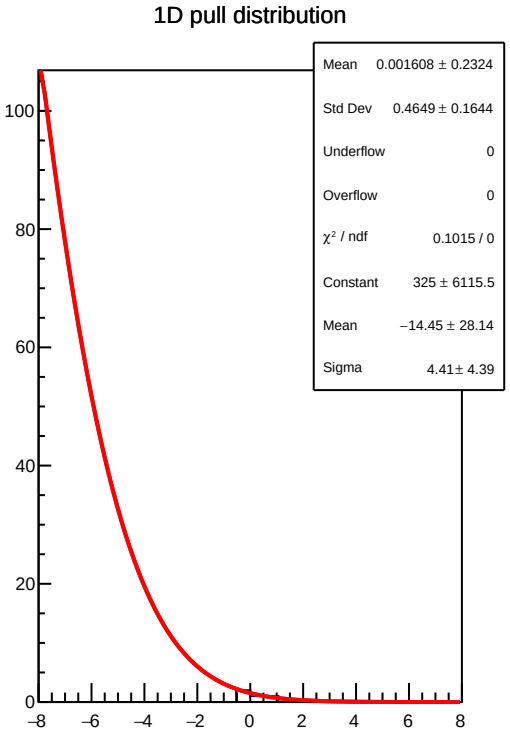
1D pull distribution
Mean 0.001608 ± 0.2324
Std Dev 0.4649 ± 0.1644
Underflow 0
Overflow 0
χ² / ndf 0.1015 / 0
Constant 325 ± 6115.5
Mean −14.45 ± 28.14
Sigma 4.41± 4.39
100
80
60
40
20
0
−8
−6
−4
−2
0
2
4
6
8

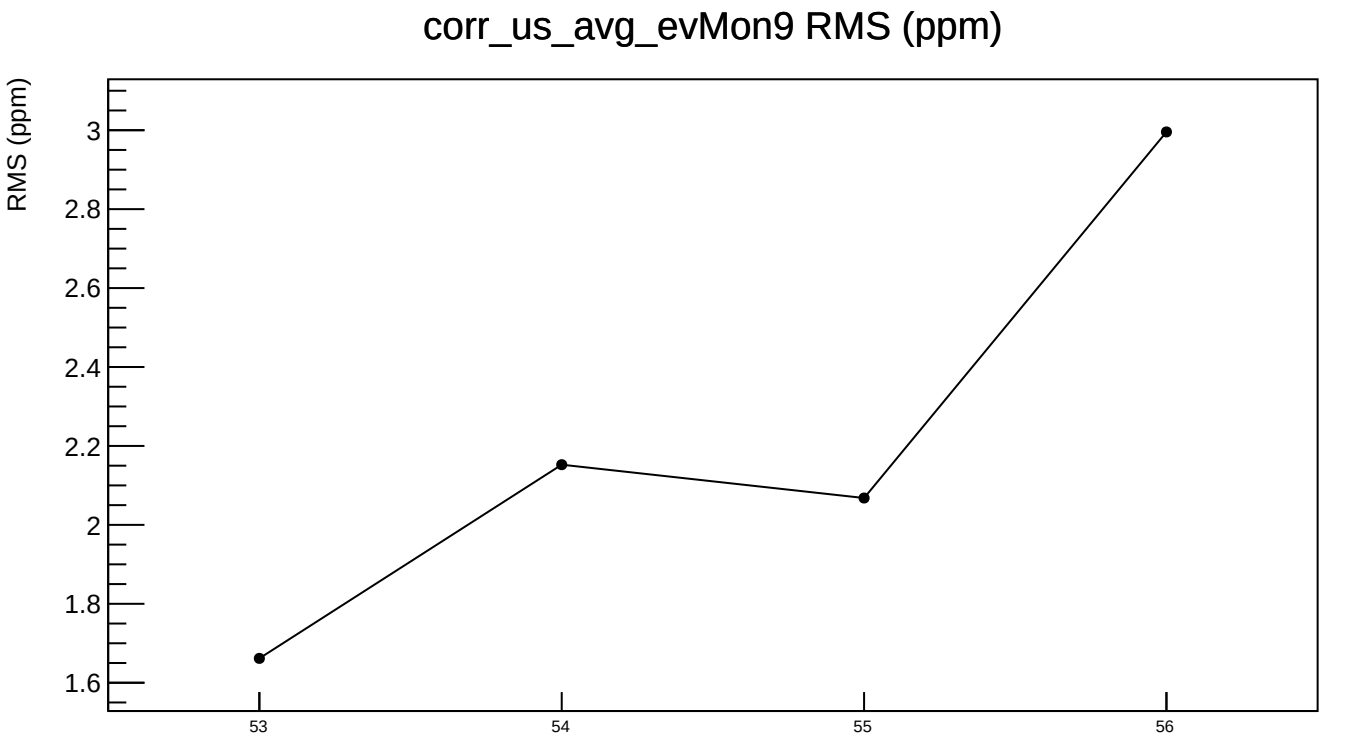
corr_us_avg_evMon9 RMS (ppm)
RMS (ppm)
3
2.8
2.6
2.4
2.2
2
1.8
1.6
53
54
55
56

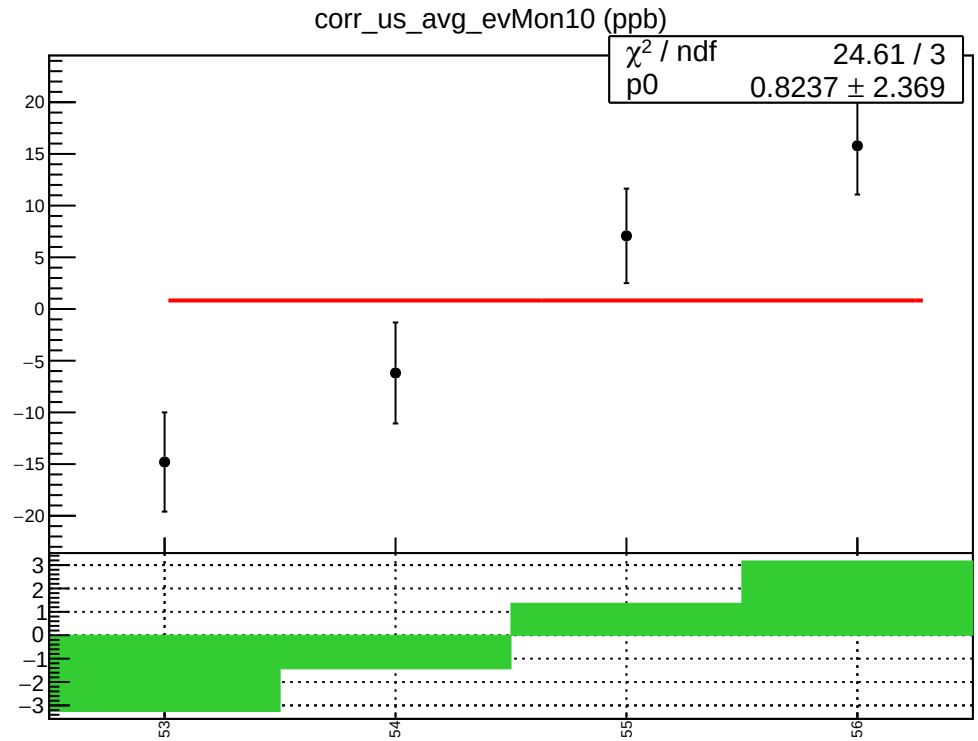
corr_us_avg_evMon10 (ppb)
χ² / ndf 24.61 / 3
p0 0.8237 ± 2.369
20
15
10
5
0
−5
−10
−15
−20
3
2
1
0
−1
−2
−3
53
54
55
56

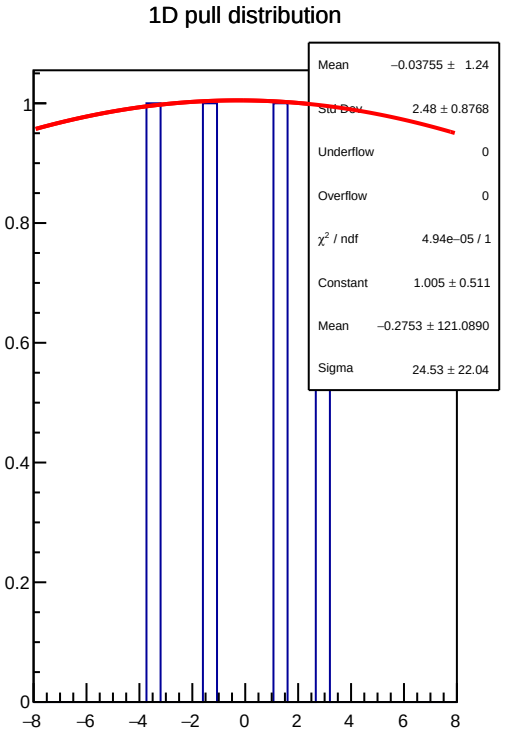
1D pull distribution
Mean −0.03755 ± 1.24
Std Dev 2.48 ± 0.8768
Underflow 0
Overflow 0
χ² / ndf 4.94e−05 / 1
Constant 1.005 ± 0.511
Mean −0.2753 ± 121.0890
Sigma 24.53 ± 22.04
1
0.8
0.6
0.4
0.2
0
−8
−6
−4
−2
0
2
4
6
8

corr_us_avg_evMon10 RMS (ppm)

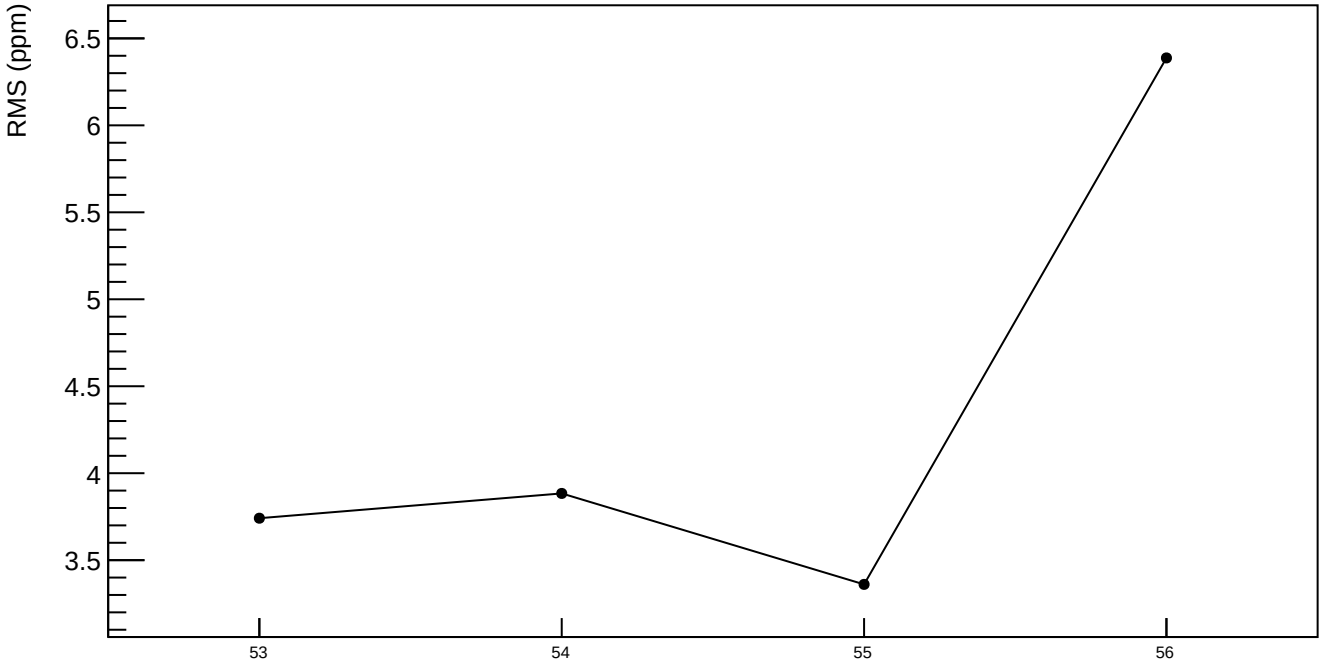

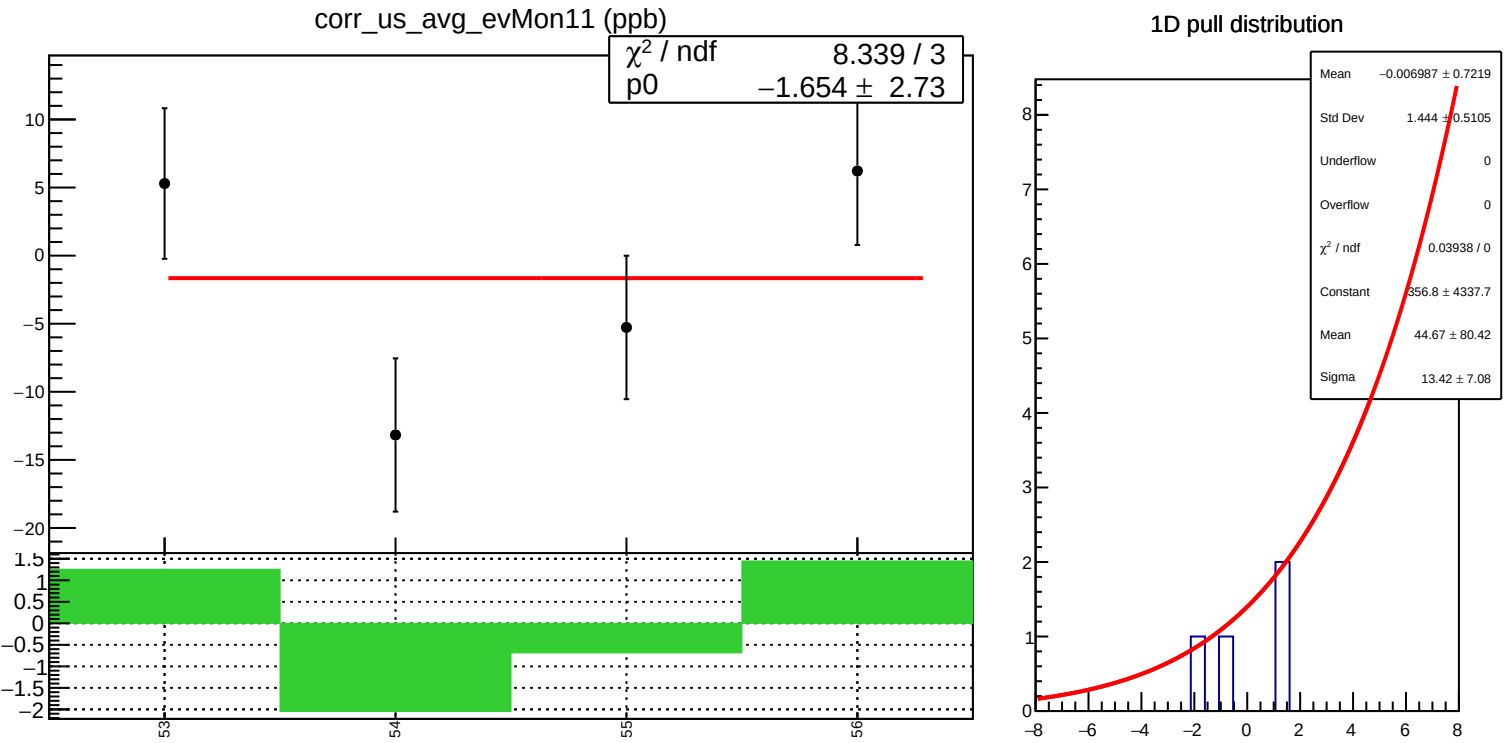
corr_us_avg_evMon11 (ppb)
χ² / ndf 8.339 / 3
p0 −1.654 ± 2.73
1D pull distribution
Mean −0.006987 ± 0.7219
Std Dev 1.444 ± 0.5105
Underflow 0
Overflow 0
χ² / ndf 0.03938 / 0
Constant 356.8 ± 4337.7
Mean 44.67 ± 80.42
Sigma 13.42 ± 7.08

corr_us_avg_evMon11 RMS (ppm)

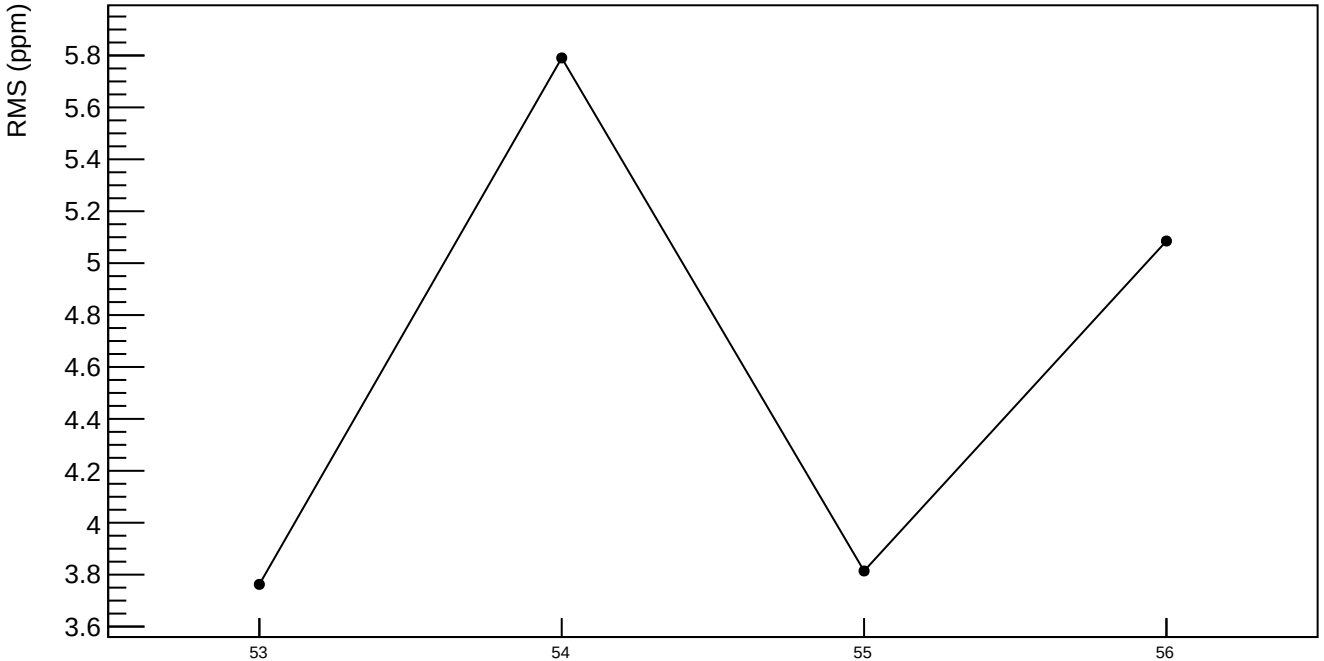

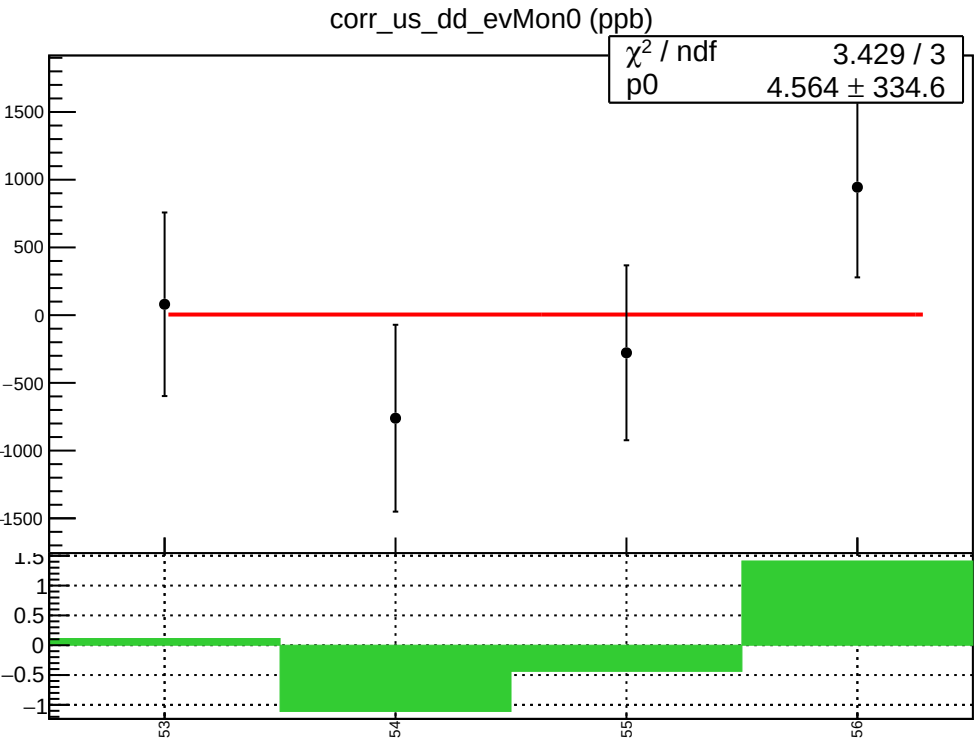
corr_us_dd_evMon0 (ppb)
χ² / ndf 3.429 / 3
p0 4.564 ± 334.6
1500
1000
500
0
−500
−1000
−1500
1.5
1
0.5
0
−0.5
−1
53
54
55
56

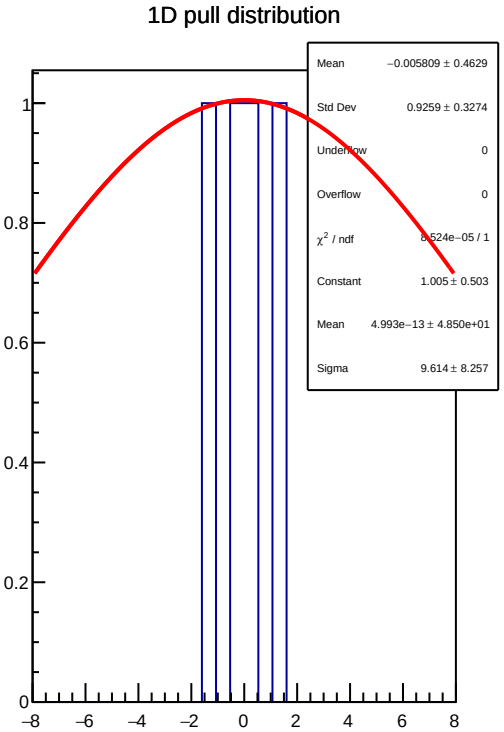
1D pull distribution
Mean −0.005809 ± 0.4629
Std Dev 0.9259 ± 0.3274
Underflow 0
Overflow 0
χ² / ndf 6.524e−05 / 1
Constant 1.005 ± 0.503
Mean 4.993e−13 ± 4.850e+01
Sigma 9.614 ± 8.257
1
0.8
0.6
0.4
0.2
0
−8
−6
−4
−2
0
2
4
6
8

corr_us_dd_evMon0 RMS (ppm)

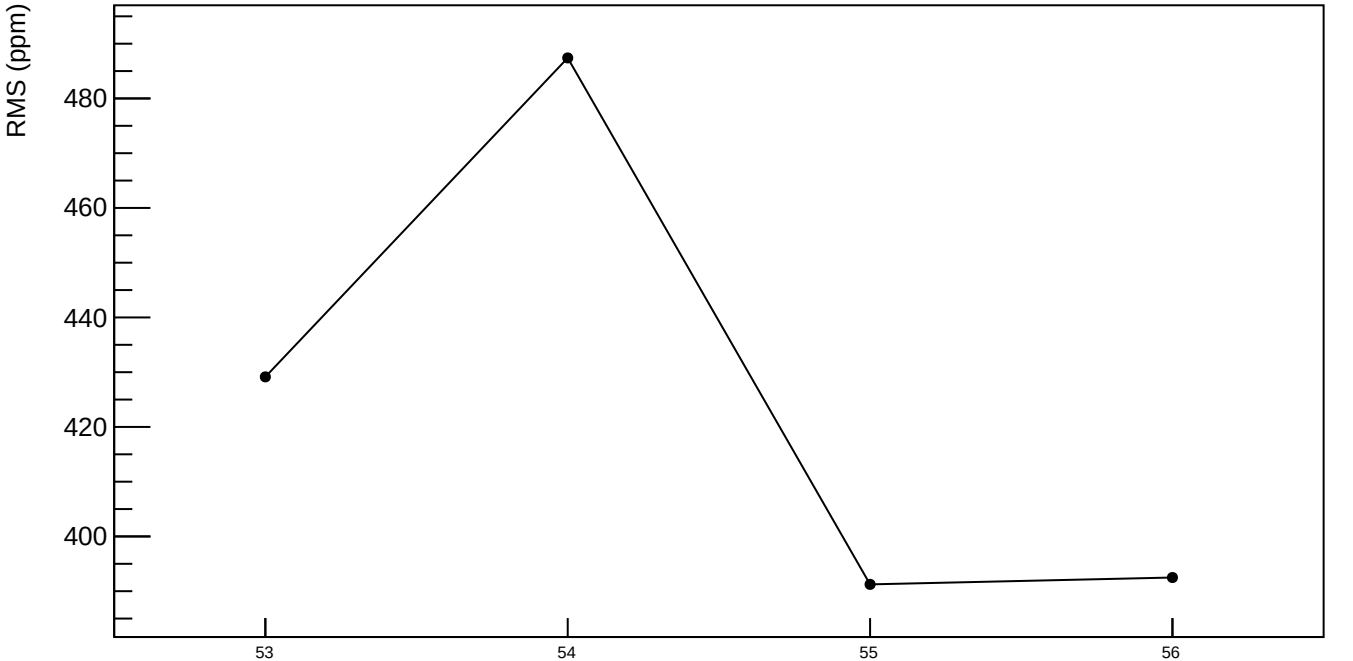

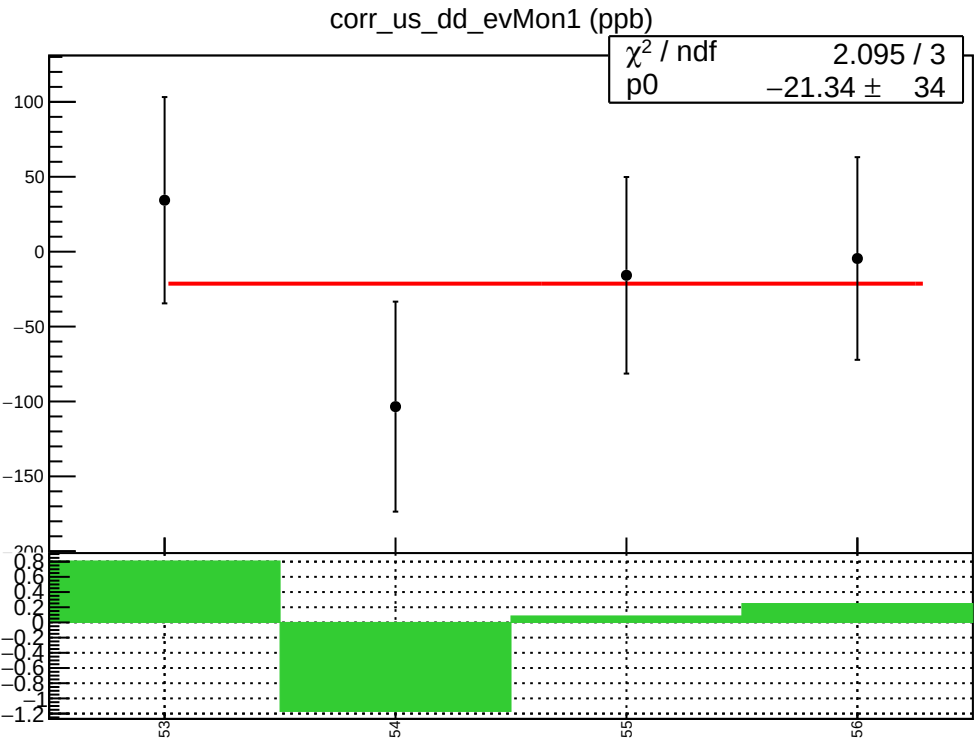
corr_us_dd_evMon1 (ppb)
χ² / ndf 2.095 / 3
p0 −21.34 ± 34
100
50
0
−50
−100
−150
200
0.8
0.6
0.4
0.2
0
−0.2
−0.4
−0.6
−0.8
−1
−1.2
53
54
55
56

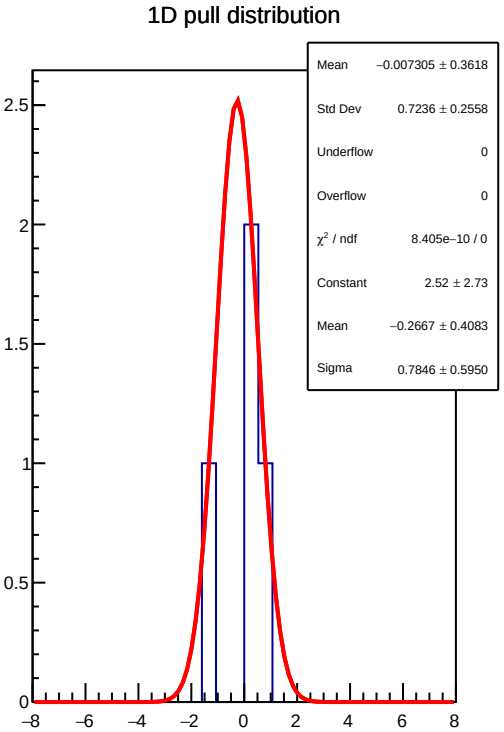
1D pull distribution
Mean −0.007305 ± 0.3618
Std Dev 0.7236 ± 0.2558
Underflow 0
Overflow 0
χ² / ndf 8.405e−10 / 0
Constant 2.52 ± 2.73
Mean −0.2667 ± 0.4083
Sigma 0.7846 ± 0.5950
2.5
2
1.5
1
0.5
0
−8
−6
−4
−2
0
2
4
6
8

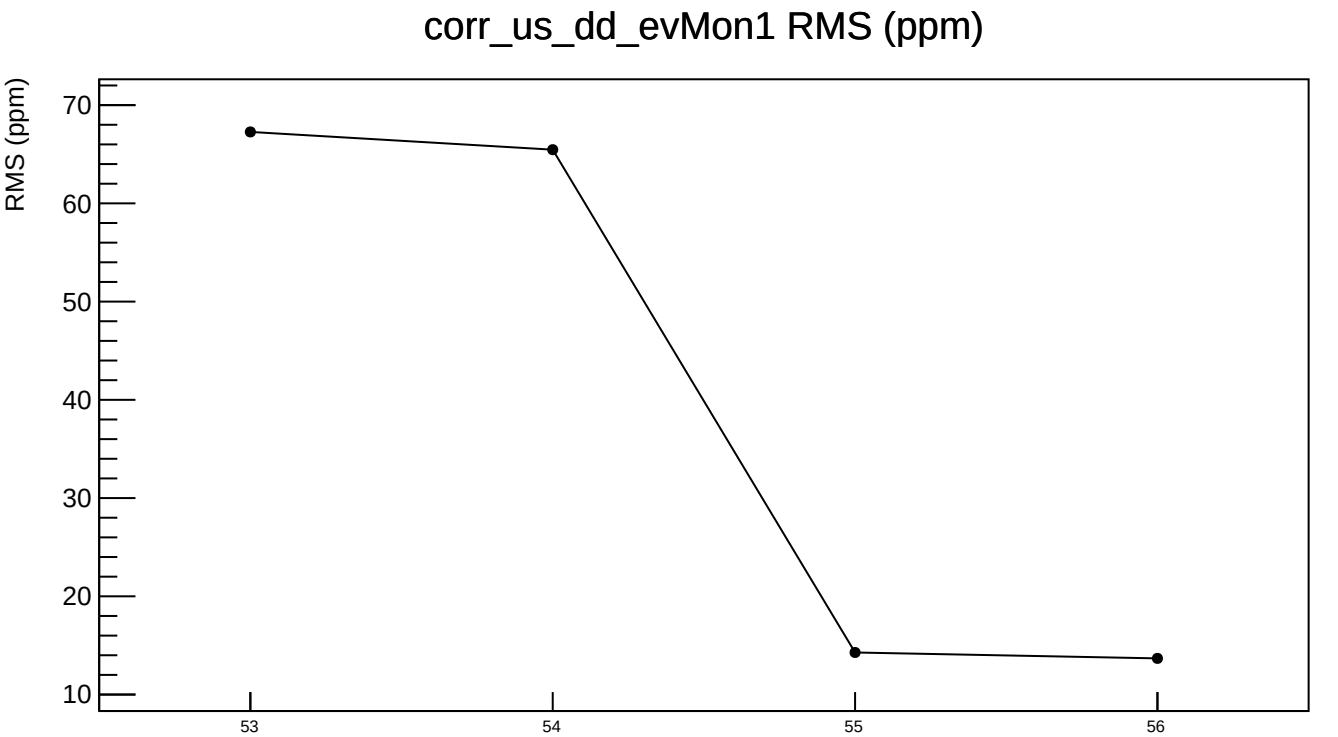
corr_us_dd_evMon1 RMS (ppm)
RMS (ppm)
70
60
50
40
30
20
10
53
54
55
56

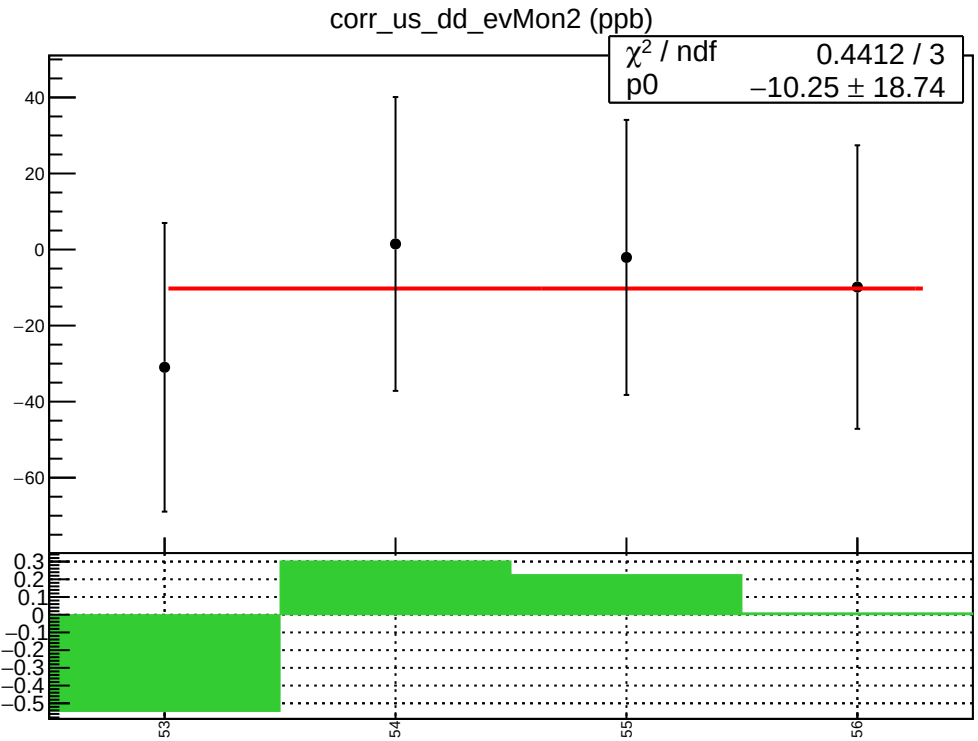
corr_us_dd_evMon2 (ppb)
χ² / ndf 0.4412 / 3
p0 −10.25 ± 18.74
40
20
0
−20
−40
−60
0.3
0.2
0.1
0
−0.1
−0.2
−0.3
−0.4
−0.5
53
54
55
56

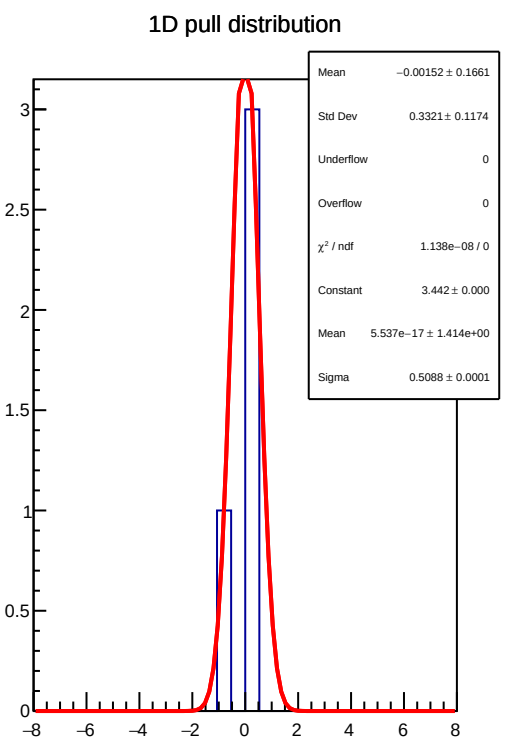
1D pull distribution
Mean −0.00152 ± 0.1661
Std Dev 0.3321 ± 0.1174
Underflow 0
Overflow 0
χ² / ndf 1.138e−08 / 0
Constant 3.442 ± 0.000
Mean 5.537e−17 ± 1.414e+00
Sigma 0.5088 ± 0.0001
3
2.5
2
1.5
1
0.5
0
−8
−6
−4
−2
0
2
4
6
8

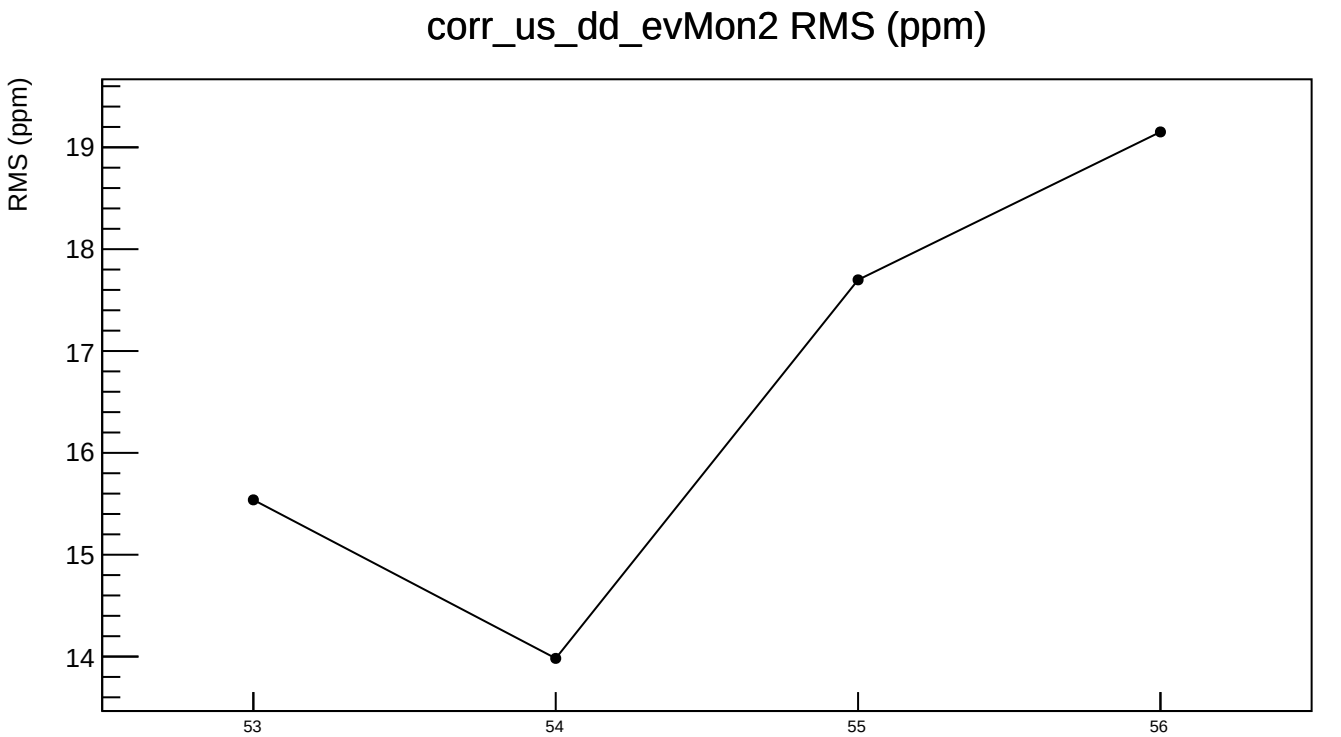
corr_us_dd_evMon2 RMS (ppm)
RMS (ppm)
19
18
17
16
15
14
53
54
55
56

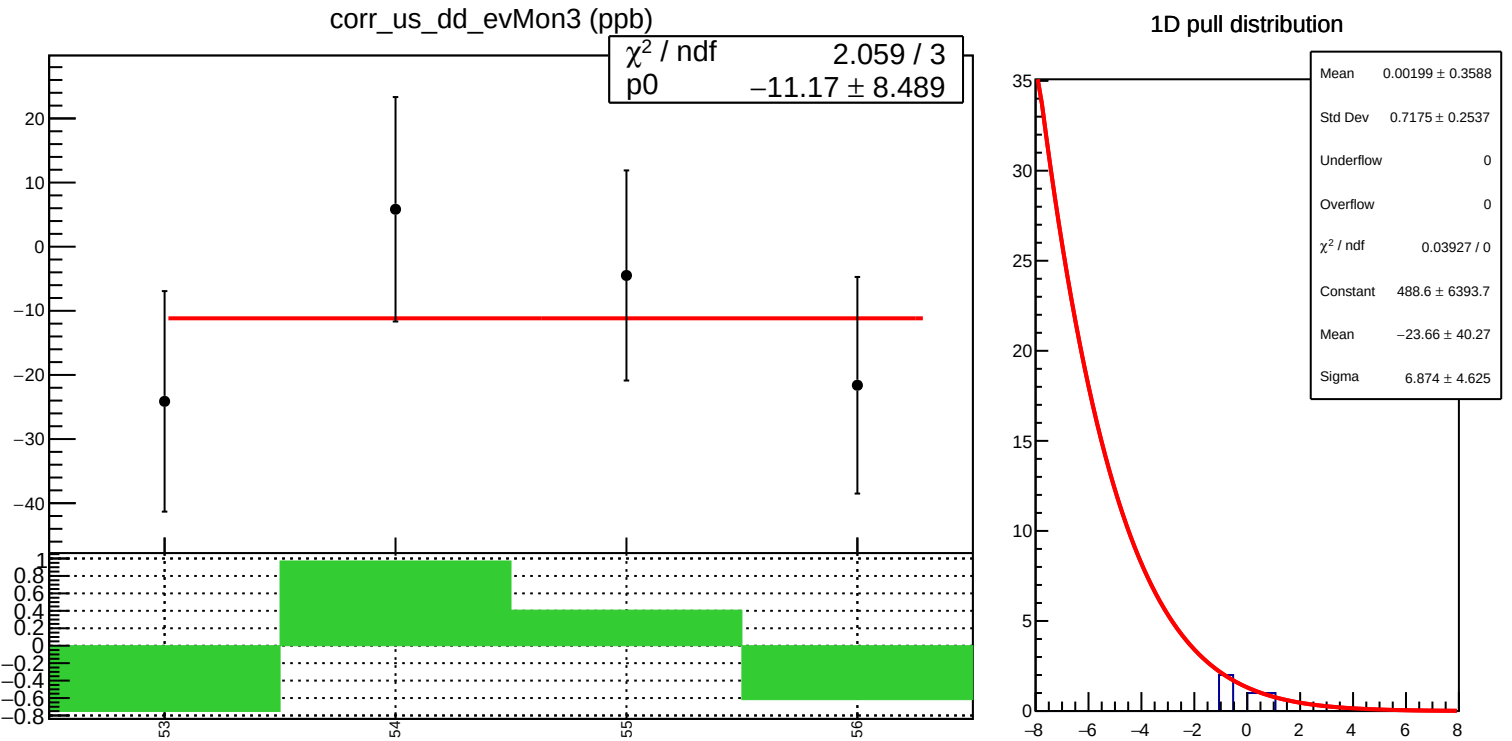
corr_us_dd_evMon3 (ppb)
χ² / ndf 2.059 / 3
p0 −11.17 ± 8.489
1D pull distribution
Mean 0.00199 ± 0.3588
Std Dev 0.7175 ± 0.2537
Underflow 0
Overflow 0
χ² / ndf 0.03927 / 0
Constant 488.6 ± 6393.7
Mean −23.66 ± 40.27
Sigma 6.874 ± 4.625

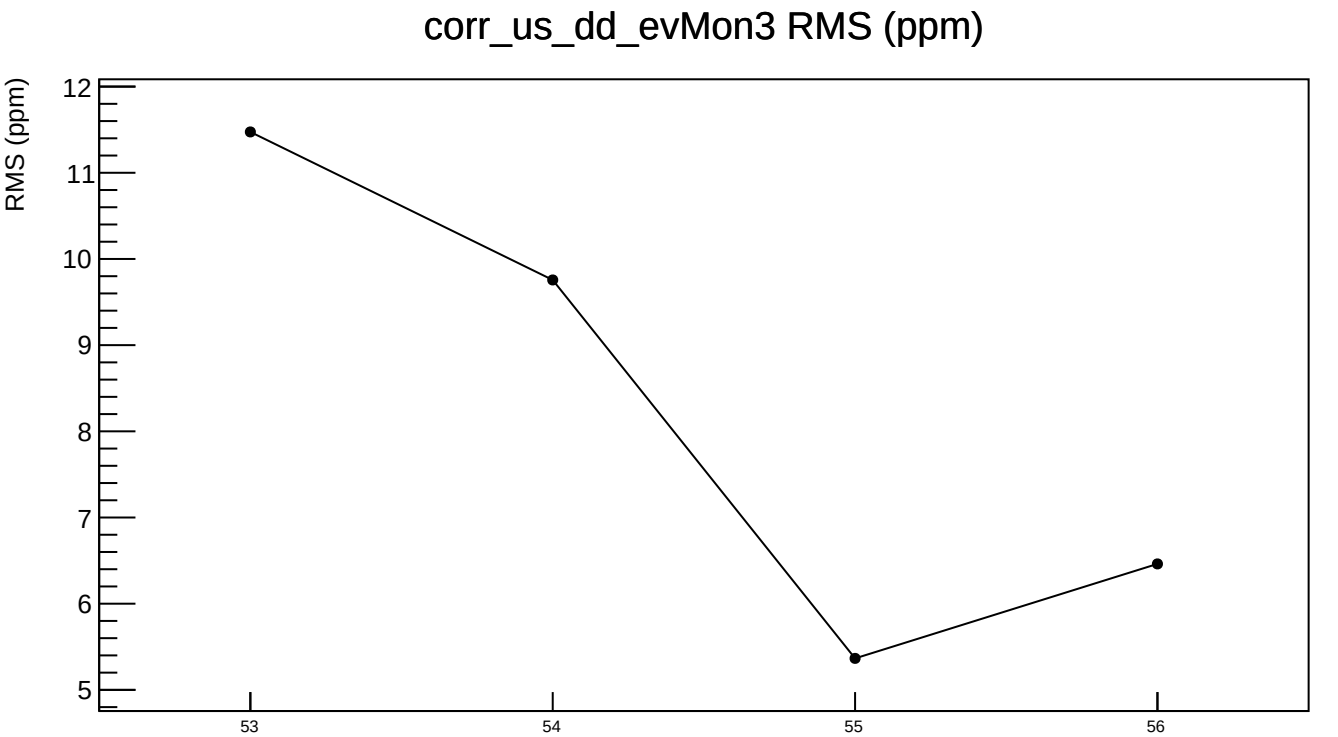
corr_us_dd_evMon3 RMS (ppm)
RMS (ppm)
12
11
10
9
8
7
6
5
53
54
55
56

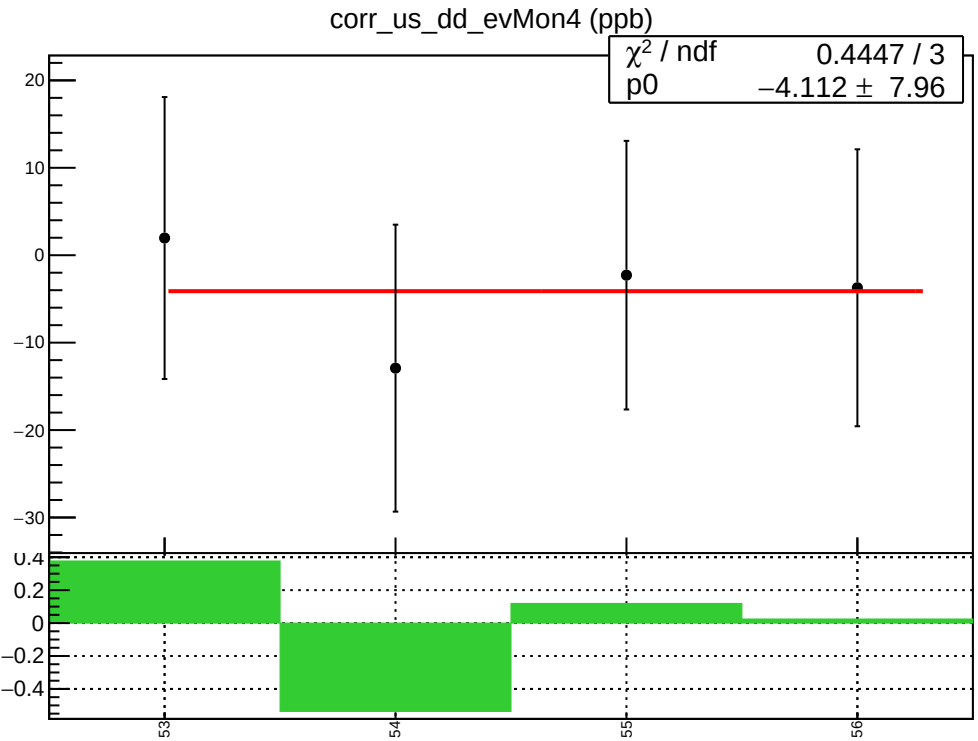
corr_us_dd_evMon4 (ppb)
χ² / ndf 0.4447 / 3
p0 −4.112 ± 7.96
20
10
0
−10
−20
−30
0.4
0.2
0
−0.2
−0.4
53
54
55
56

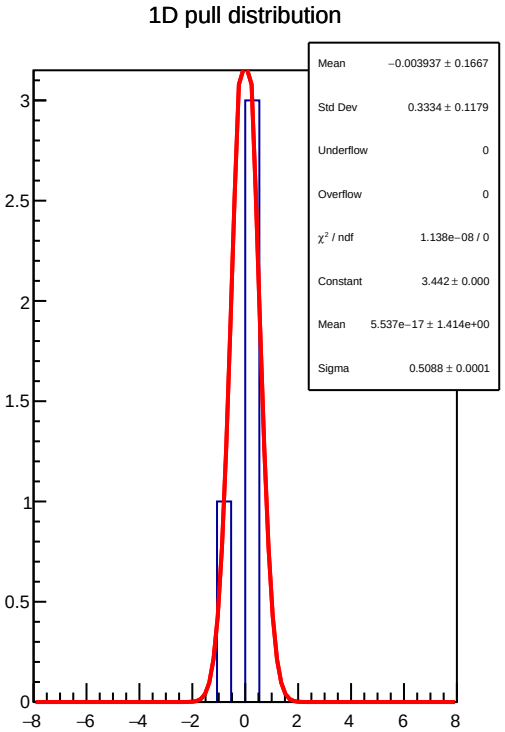
1D pull distribution
Mean −0.003937 ± 0.1667
Std Dev 0.3334 ± 0.1179
Underflow 0
Overflow 0
χ² / ndf 1.138e−08 / 0
Constant 3.442 ± 0.000
Mean 5.537e−17 ± 1.414e+00
Sigma 0.5088 ± 0.0001
3
2.5
2
1.5
1
0.5
0
−8
−6
−4
−2
0
2
4
6
8

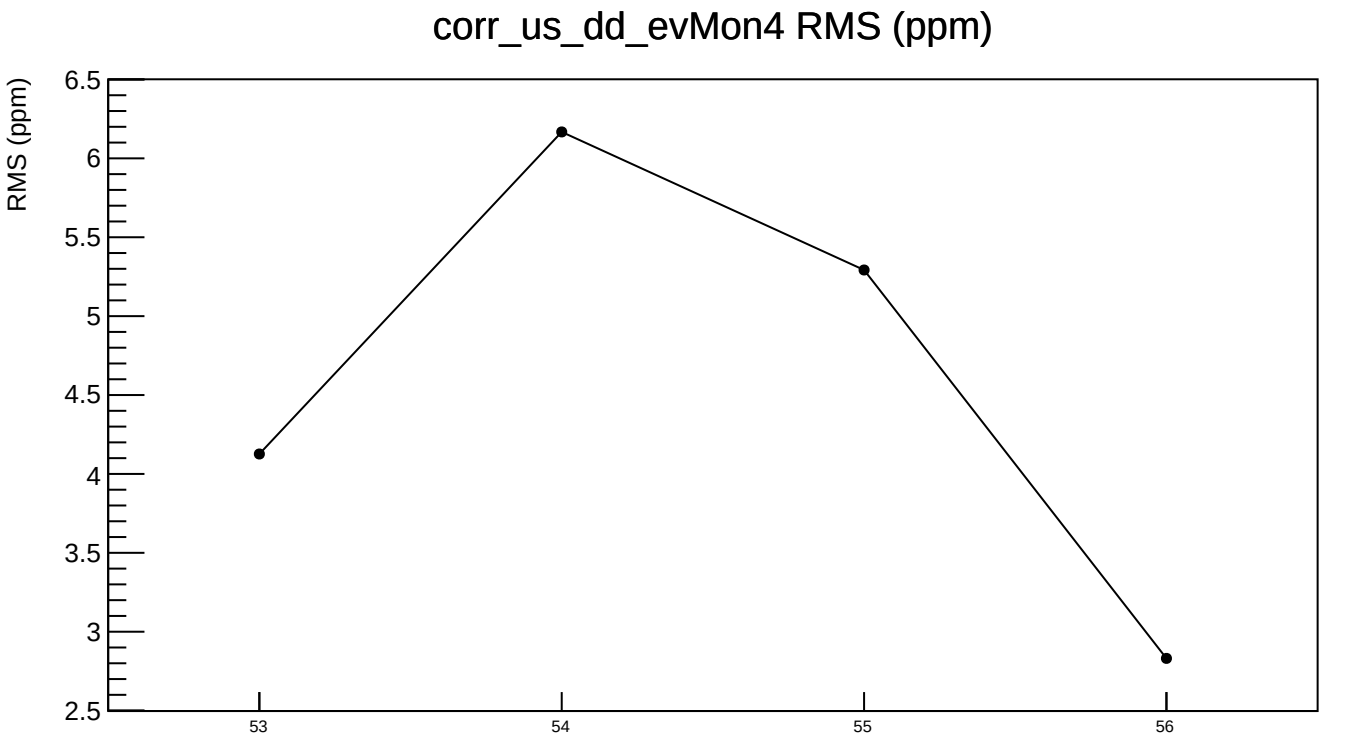
corr_us_dd_evMon4 RMS (ppm)
RMS (ppm)
6.5
6
5.5
5
4.5
4
3.5
3
2.5
53
54
55
56

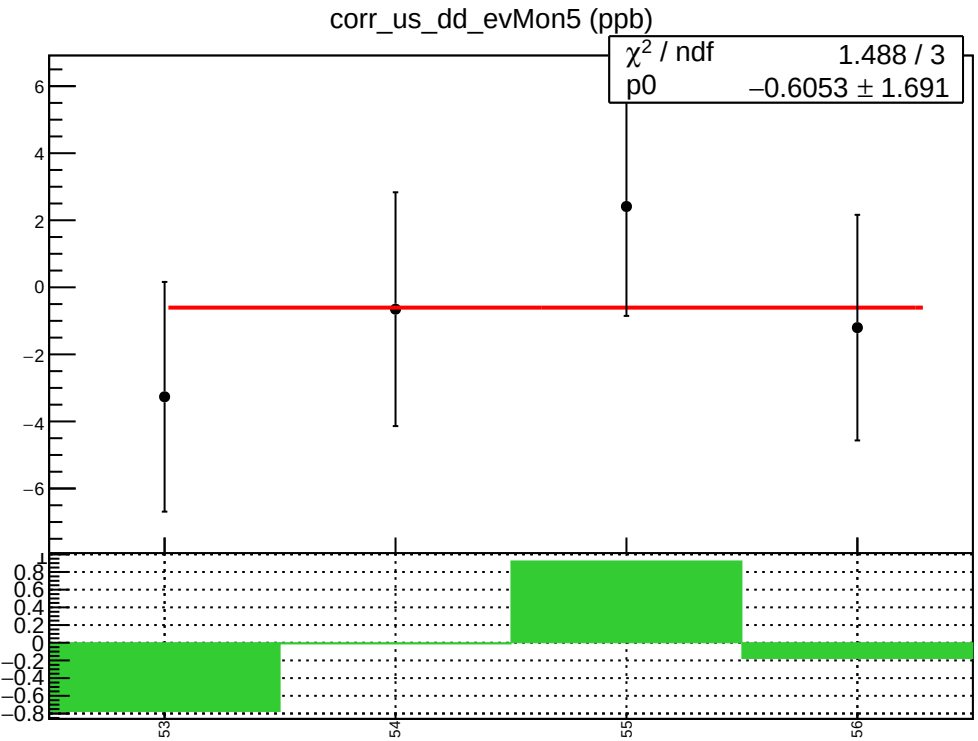
corr_us_dd_evMon5 (ppb)
χ² / ndf 1.488 / 3
p0 −0.6053 ± 1.691
53
54
55
56

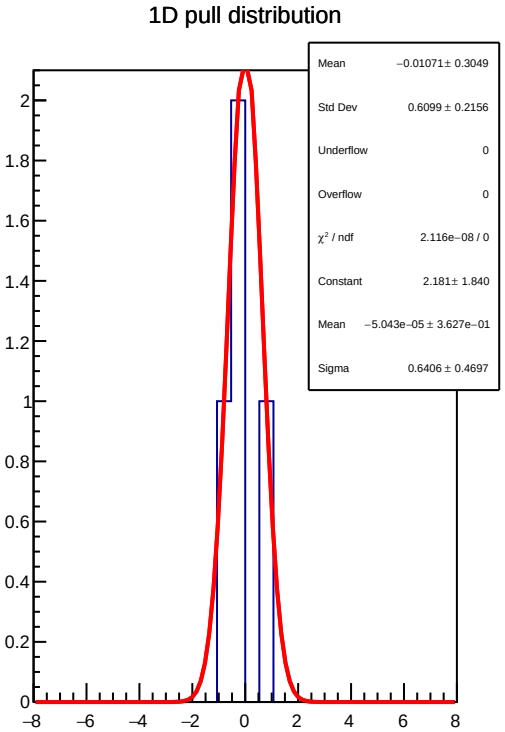
1D pull distribution
Mean −0.01071 ± 0.3049
Std Dev 0.6099 ± 0.2156
Underflow 0
Overflow 0
χ² / ndf 2.116e−08 / 0
Constant 2.181 ± 1.840
Mean −5.043e−05 ± 3.627e−01
Sigma 0.6406 ± 0.4697

corr_us_dd_evMon5 RMS (ppm)

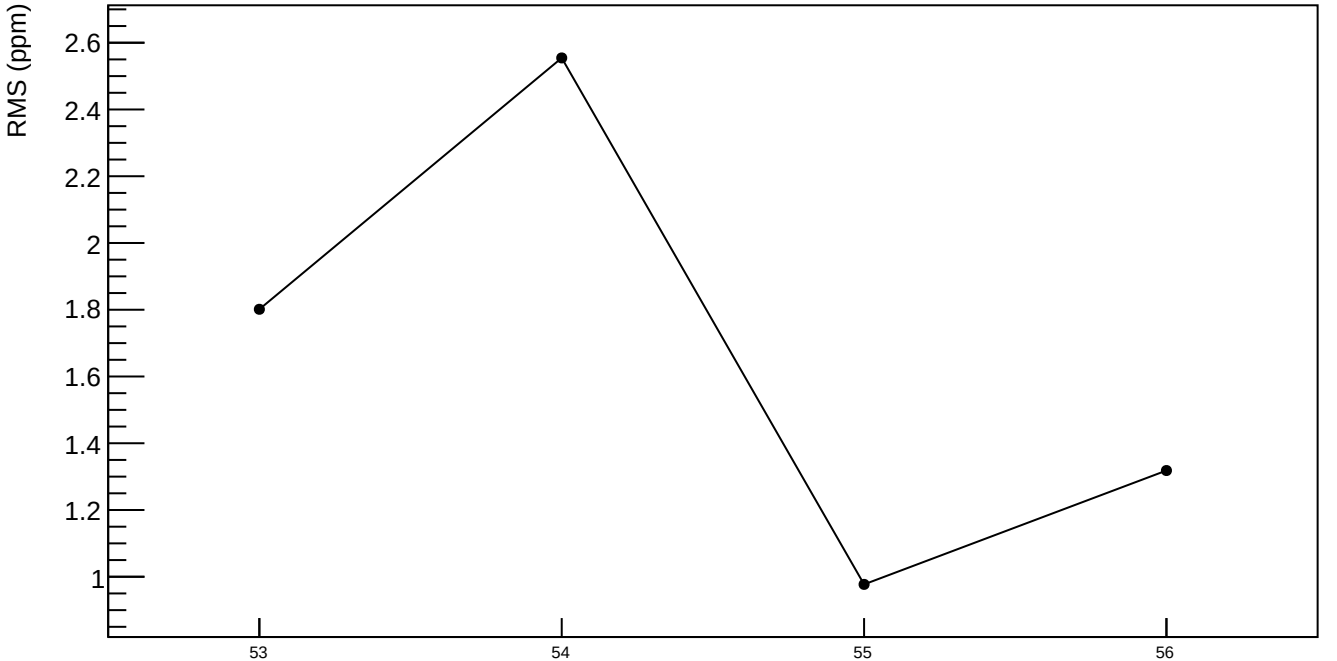

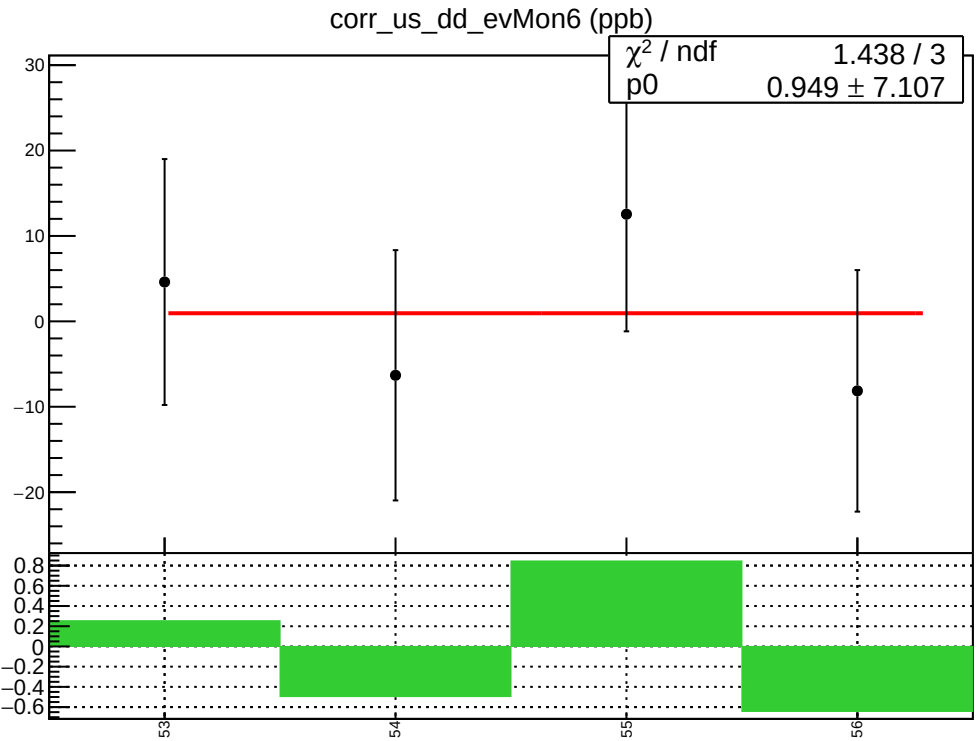
corr_us_dd_evMon6 (ppb)
χ² / ndf 1.438 / 3
p0 0.949 ± 7.107
30
20
10
0
−10
−20
0.8
0.6
0.4
0.2
0
−0.2
−0.4
−0.6
53
54
55
56

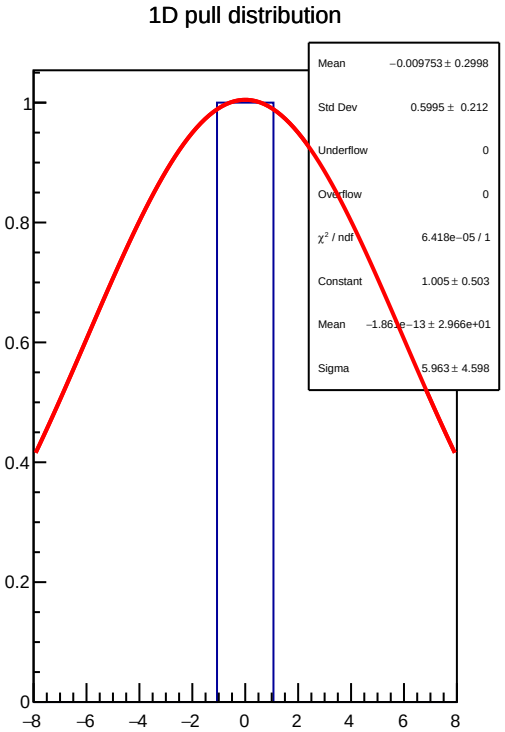
1D pull distribution
Mean −0.009753 ± 0.2998
Std Dev 0.5995 ± 0.212
Underflow 0
Overflow 0
χ² / ndf 6.418e−05 / 1
Constant 1.005 ± 0.503
Mean −1.861e−13 ± 2.966e+01
Sigma 5.963 ± 4.598
1
0.8
0.6
0.4
0.2
0
−8
−6
−4
−2
0
2
4
6
8

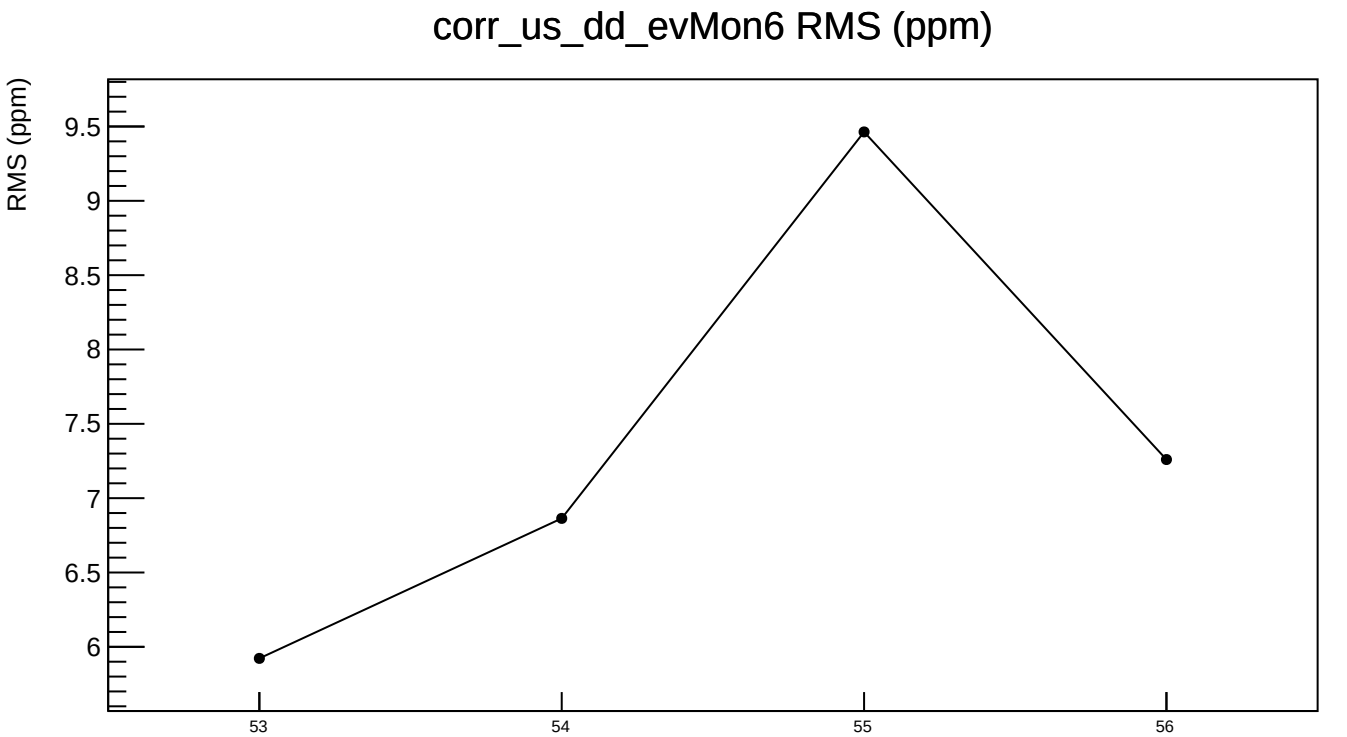
corr_us_dd_evMon6 RMS (ppm)
RMS (ppm)
9.5
9
8.5
8
7.5
7
6.5
6
53
54
55
56

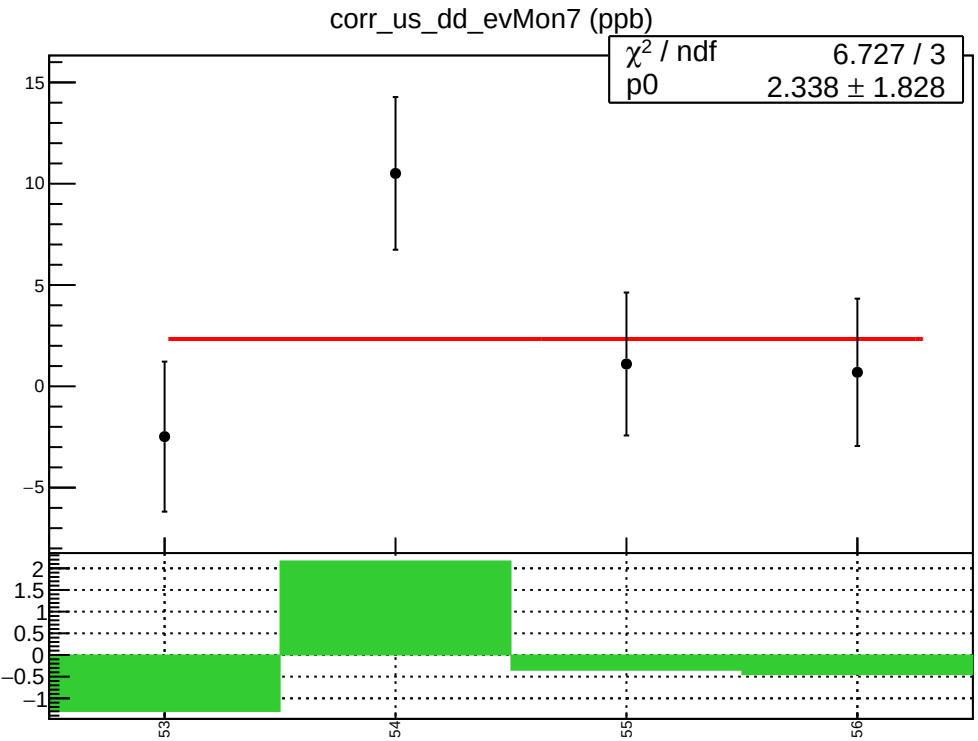
corr_us_dd_evMon7 (ppb)
χ² / ndf 6.727 / 3
p0 2.338 ± 1.828
15
10
5
0
−5
2
1.5
1
0.5
0
−0.5
−1
53
54
55
56

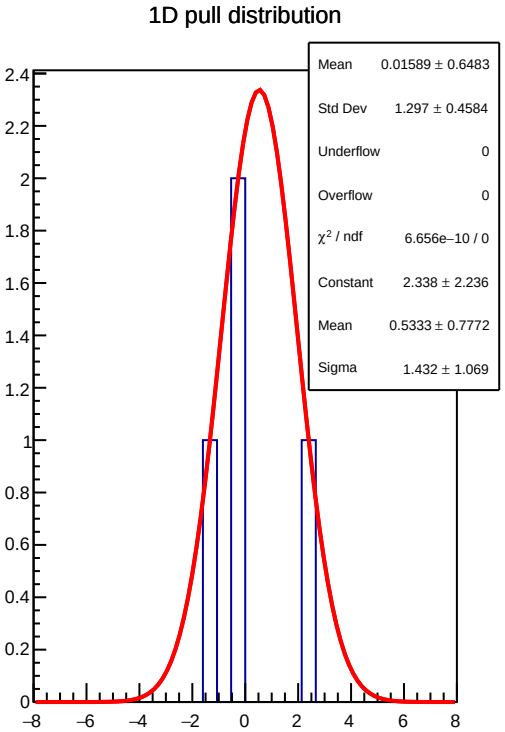
1D pull distribution
Mean 0.01589 ± 0.6483
Std Dev 1.297 ± 0.4584
Underflow 0
Overflow 0
χ² / ndf 6.656e−10 / 0
Constant 2.338 ± 2.236
Mean 0.5333 ± 0.7772
Sigma 1.432 ± 1.069
2.4
2.2
2
1.8
1.6
1.4
1.2
1
0.8
0.6
0.4
0.2
0
−8
−6
−4
−2
0
2
4
6
8

corr_us_dd_evMon7 RMS (ppm)

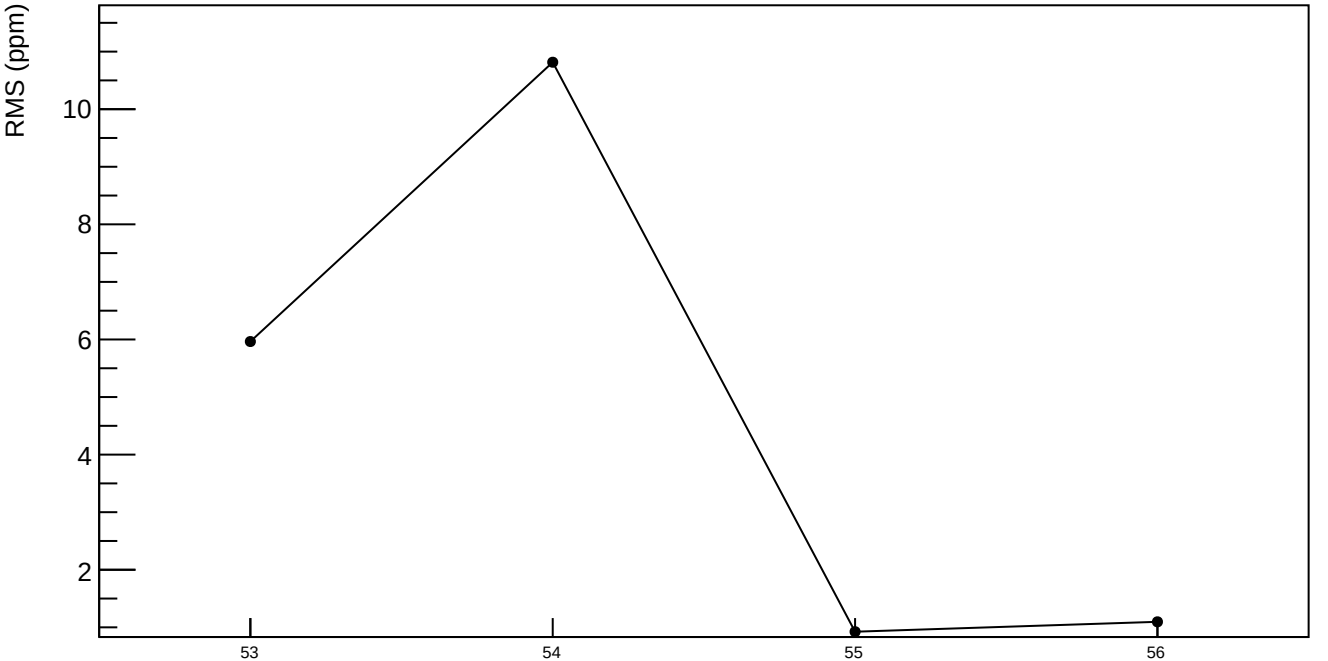

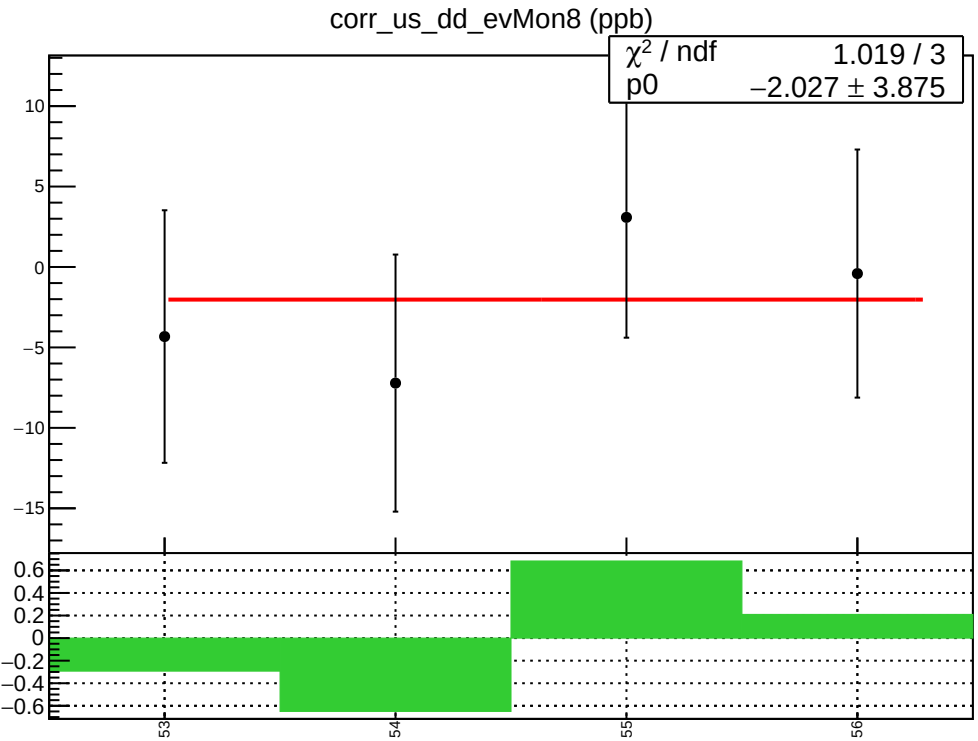
corr_us_dd_evMon8 (ppb)
χ² / ndf 1.019 / 3
p0 −2.027 ± 3.875
10
5
0
−5
−10
−15
0.6
0.4
0.2
0
−0.2
−0.4
−0.6
53
54
55
56

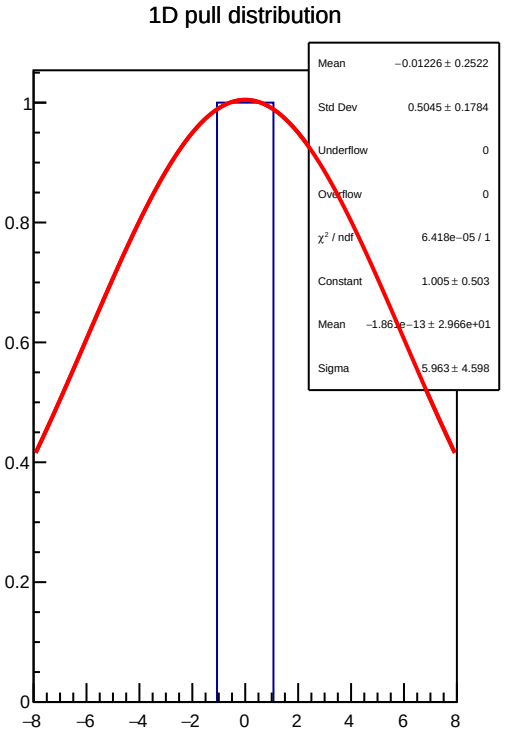
1D pull distribution
Mean −0.01226 ± 0.2522
Std Dev 0.5045 ± 0.1784
Underflow 0
Overflow 0
χ² / ndf 6.418e−05 / 1
Constant 1.005 ± 0.503
Mean −1.861e−13 ± 2.966e+01
Sigma 5.963 ± 4.598
1
0.8
0.6
0.4
0.2
0
−8
−6
−4
−2
0
2
4
6
8

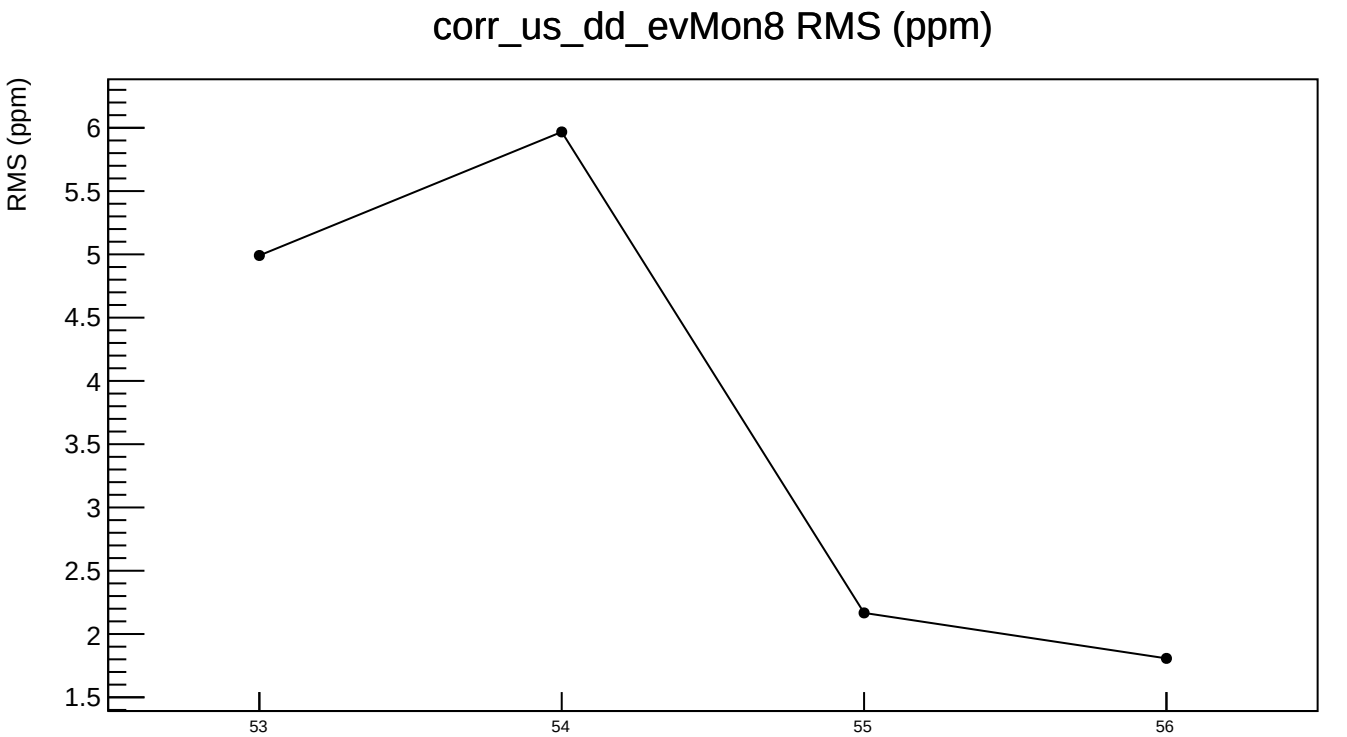
corr_us_dd_evMon8 RMS (ppm)
RMS (ppm)
6
5.5
5
4.5
4
3.5
3
2.5
2
1.5
53
54
55
56

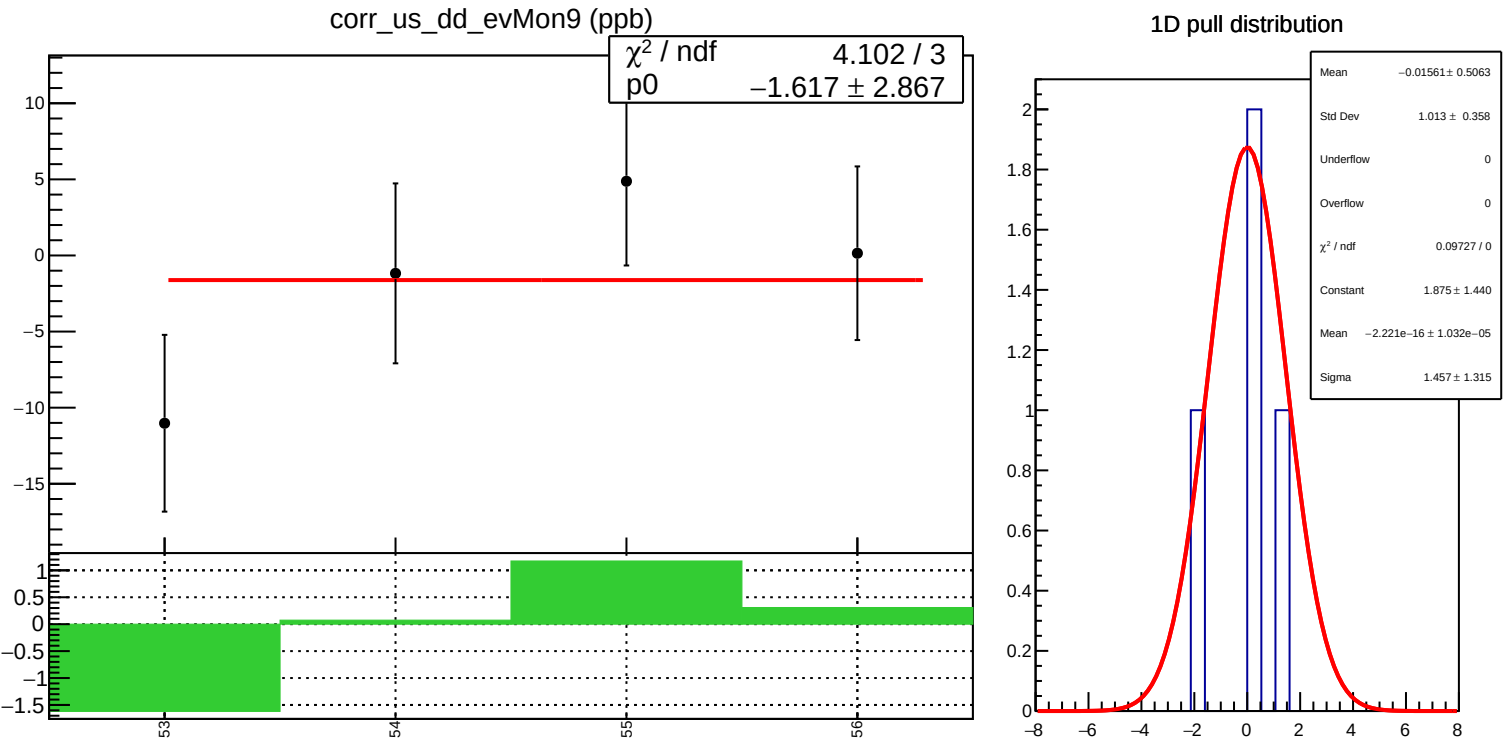
corr_us_dd_evMon9 (ppb)
χ² / ndf 4.102 / 3
p0 −1.617 ± 2.867
1D pull distribution
Mean −0.01561 ± 0.5063
Std Dev 1.013 ± 0.358
Underflow 0
Overflow 0
χ² / ndf 0.09727 / 0
Constant 1.875 ± 1.440
Mean −2.221e−16 ± 1.032e−05
Sigma 1.457 ± 1.315

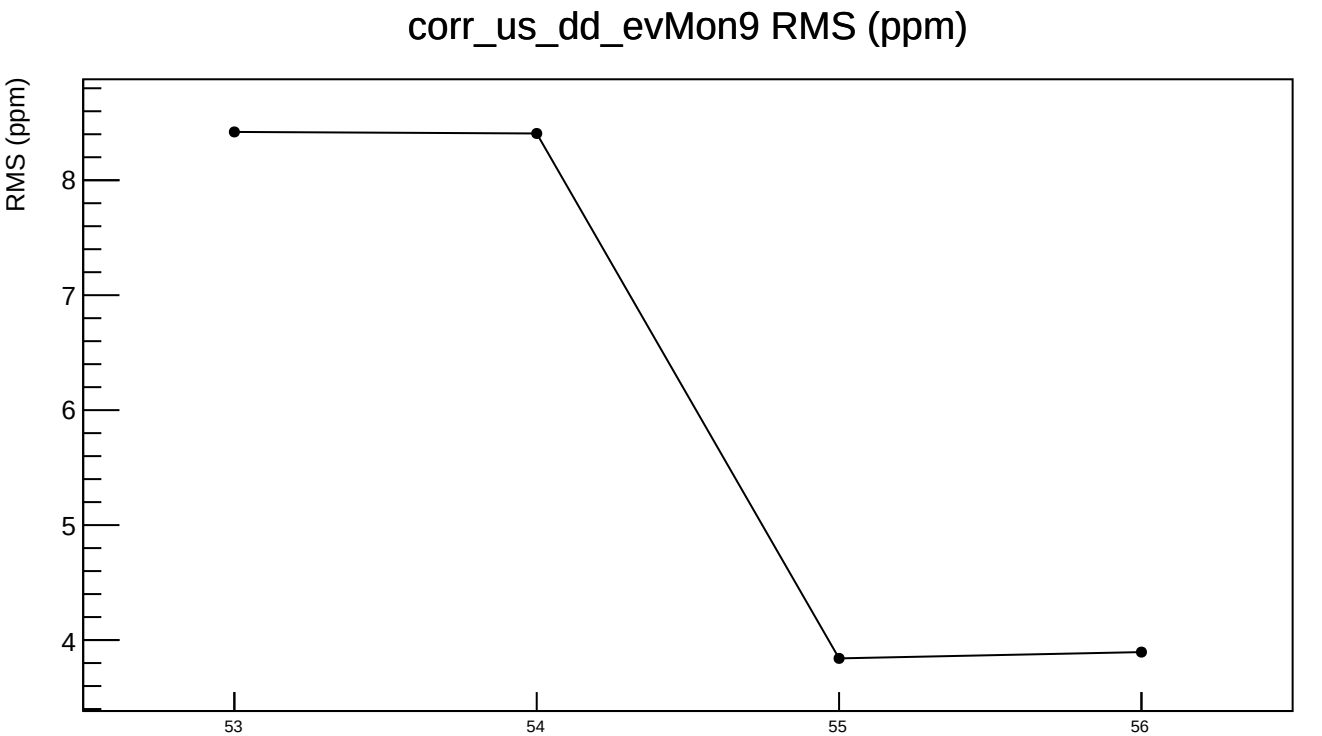
corr_us_dd_evMon9 RMS (ppm)
RMS (ppm)
8
7
6
5
4
53
54
55
56

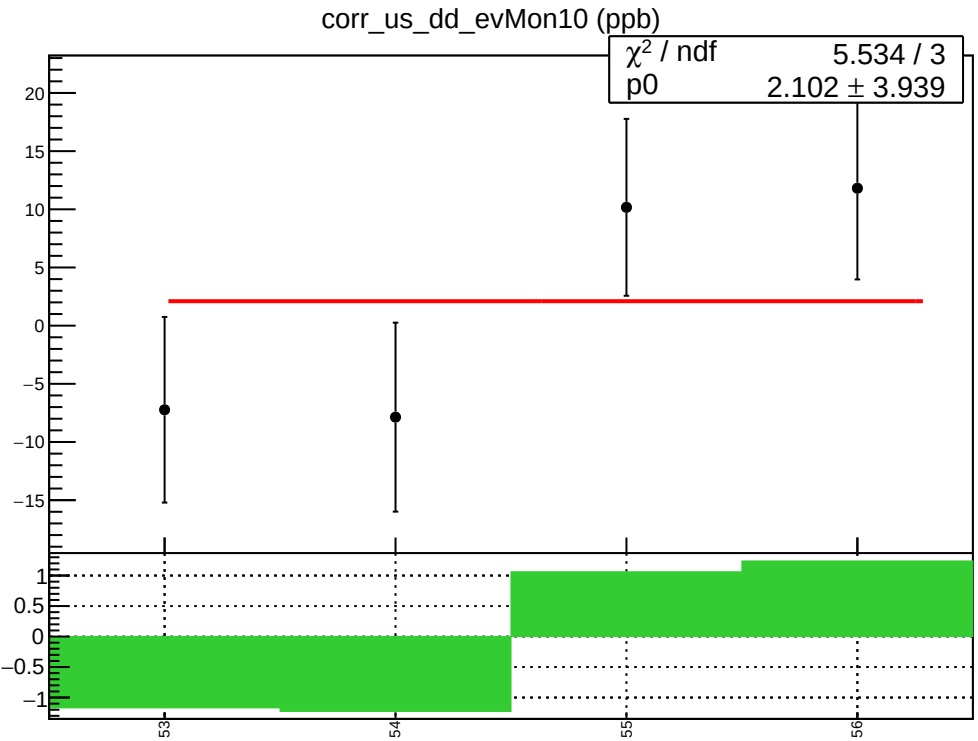
corr_us_dd_evMon10 (ppb)
χ² / ndf 5.534 / 3
p0 2.102 ± 3.939
20
15
10
5
0
−5
−10
−15
1
0.5
0
−0.5
−1
53
54
55
56

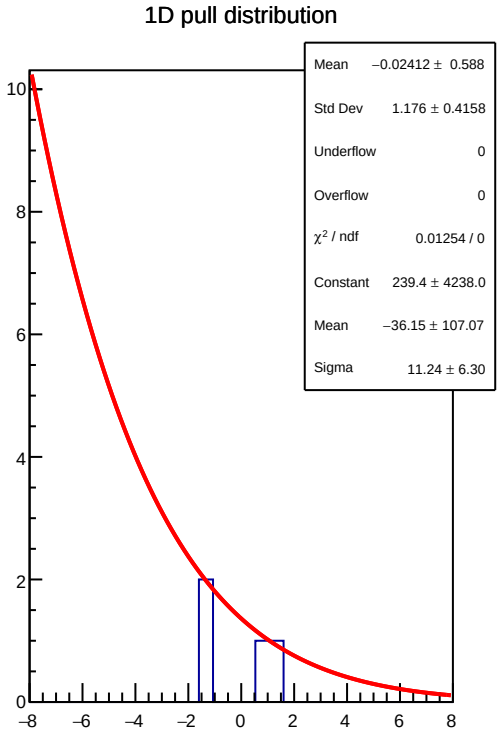
1D pull distribution
Mean −0.02412 ± 0.588
Std Dev 1.176 ± 0.4158
Underflow 0
Overflow 0
χ² / ndf 0.01254 / 0
Constant 239.4 ± 4238.0
Mean −36.15 ± 107.07
Sigma 11.24 ± 6.30
10
8
6
4
2
0
−8
−6
−4
−2
0
2
4
6
8

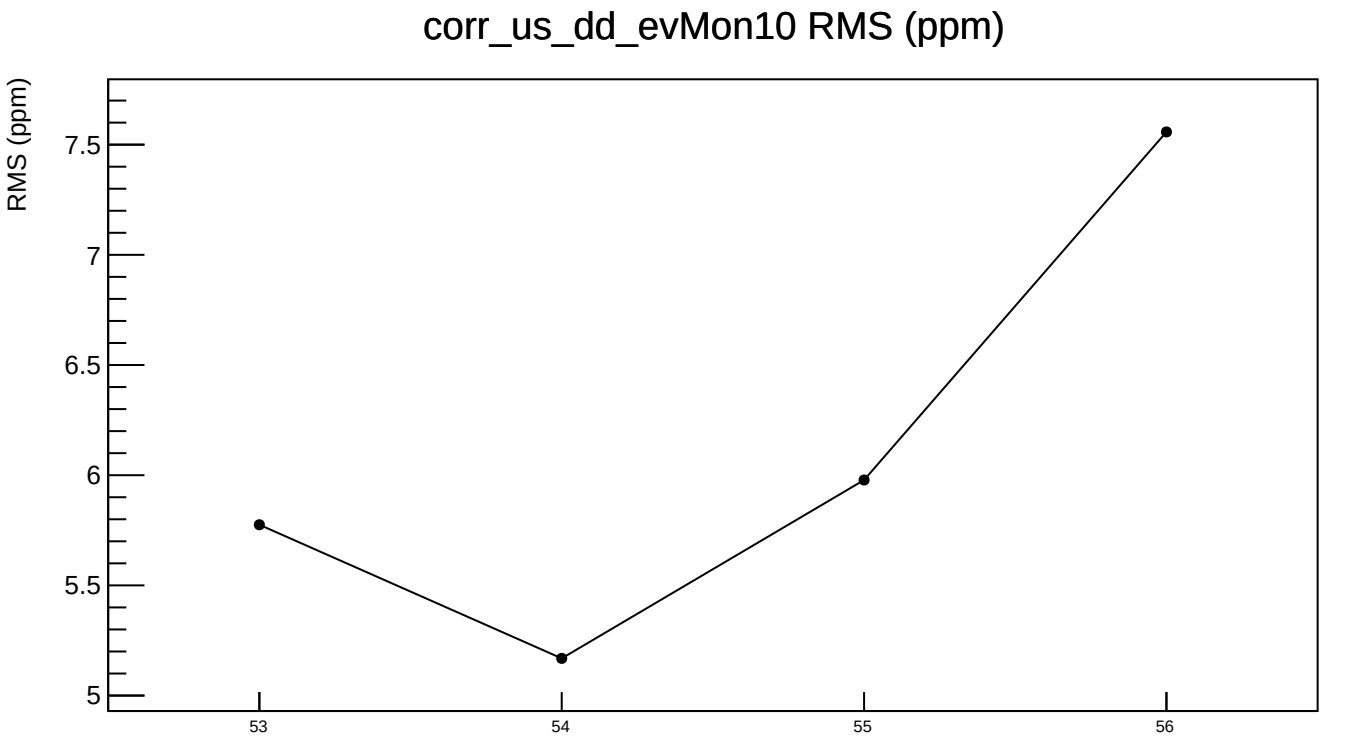
corr_us_dd_evMon10 RMS (ppm)
RMS (ppm)
7.5
7
6.5
6
5.5
5
53
54
55
56

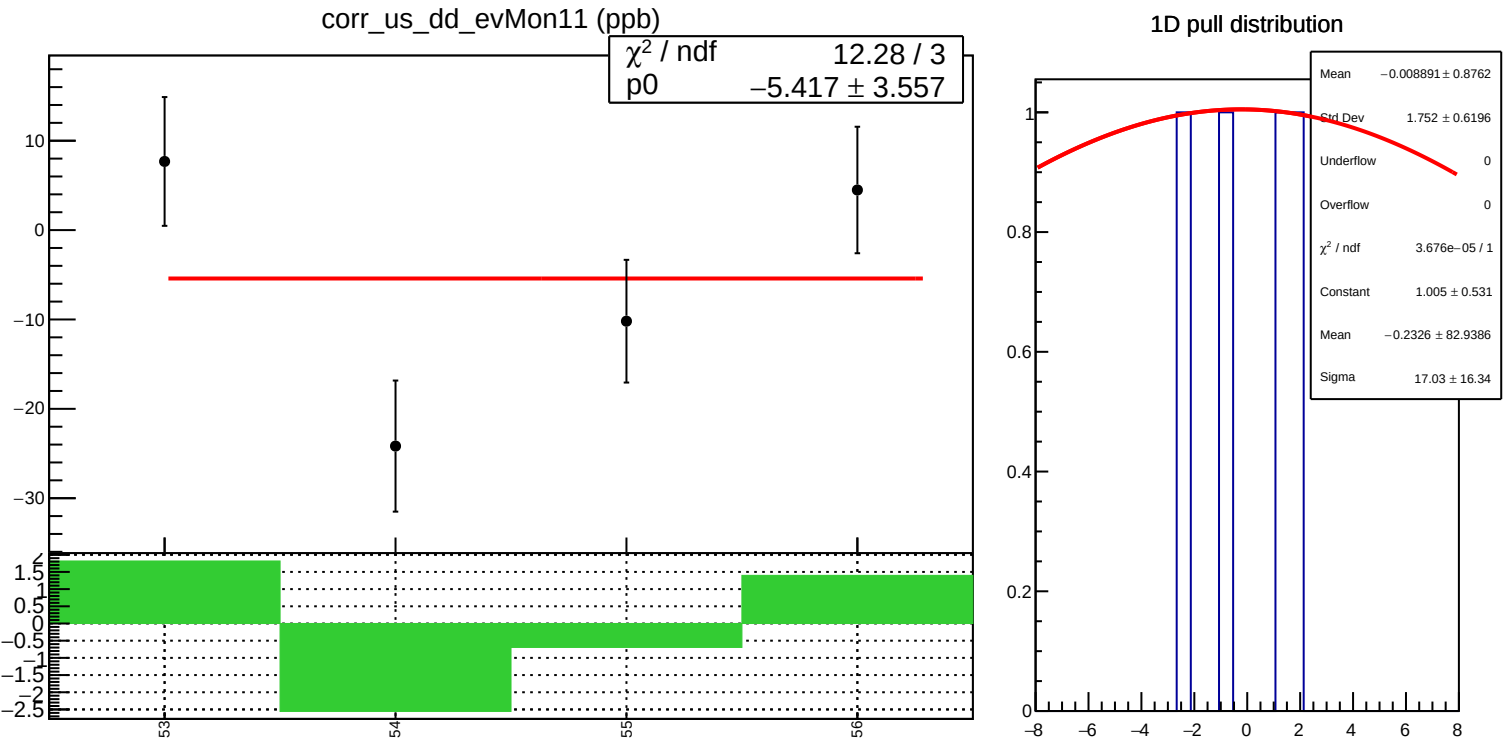
corr_us_dd_evMon11 (ppb)
χ² / ndf 12.28 / 3
p0 −5.417 ± 3.557
1D pull distribution
Mean −0.008891 ± 0.8762
Std Dev 1.752 ± 0.6196
Underflow 0
Overflow 0
χ² / ndf 3.676e−05 / 1
Constant 1.005 ± 0.531
Mean −0.2326 ± 82.9386
Sigma 17.03 ± 16.34

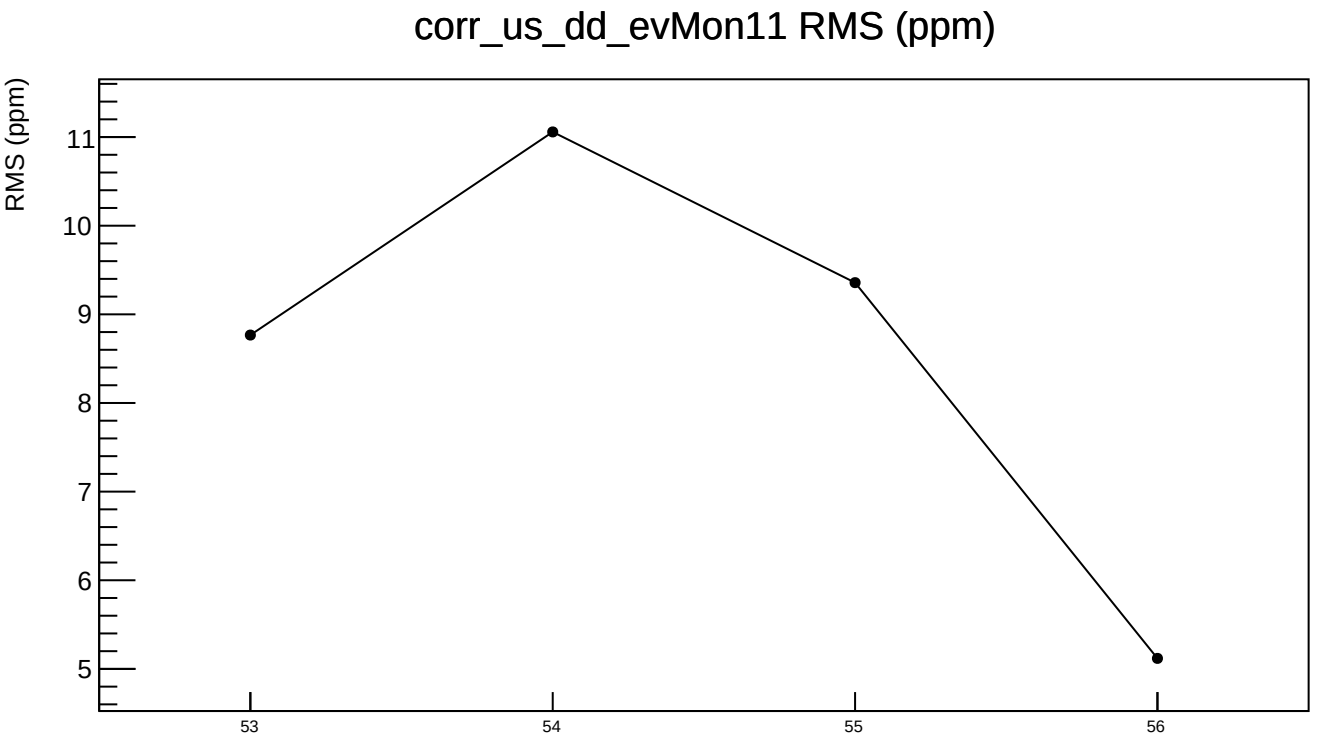
corr_us_dd_evMon11 RMS (ppm)
RMS (ppm)
11
10
9
8
7
6
5
53
54
55
56

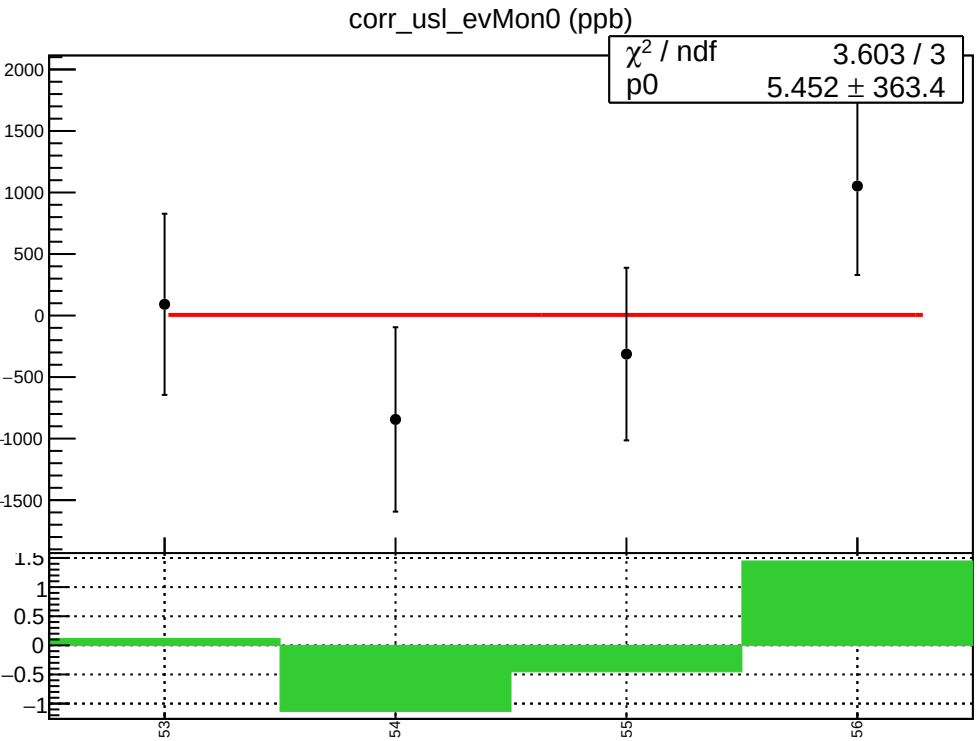
corr_usl_evMon0 (ppb)
χ² / ndf 3.603 / 3
p0 5.452 ± 363.4
2000
1500
1000
500
0
−500
−1000
−1500
1.5
1
0.5
0
−0.5
−1
53
54
55
56

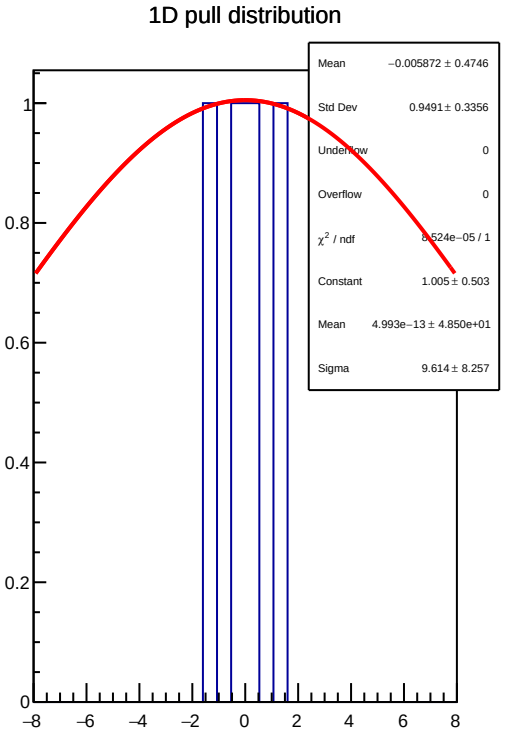
1D pull distribution
Mean −0.005872 ± 0.4746
Std Dev 0.9491 ± 0.3356
Underflow 0
Overflow 0
χ² / ndf 8.524e−05 / 1
Constant 1.005 ± 0.503
Mean 4.993e−13 ± 4.850e+01
Sigma 9.614 ± 8.257
1
0.8
0.6
0.4
0.2
0
−8
−6
−4
−2
0
2
4
6
8

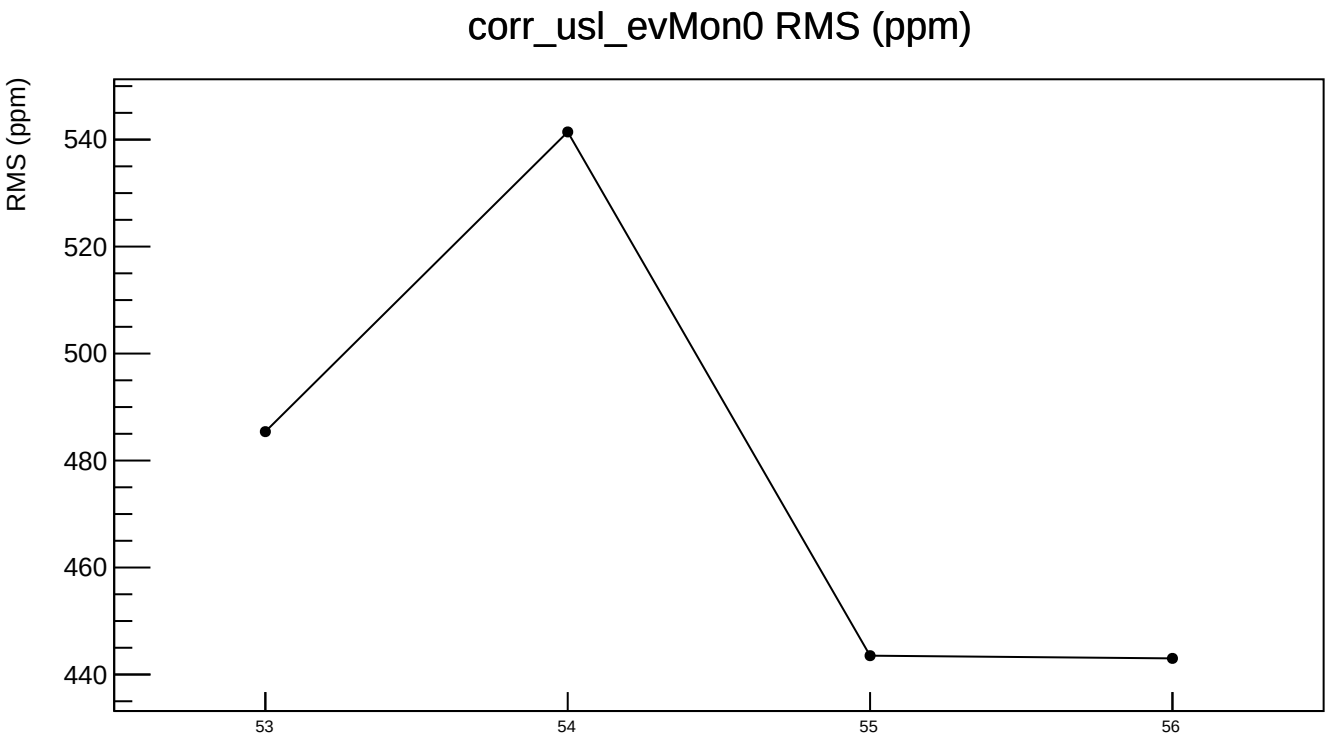
corr_usl_evMon0 RMS (ppm)
RMS (ppm)
540
520
500
480
460
440
53
54
55
56

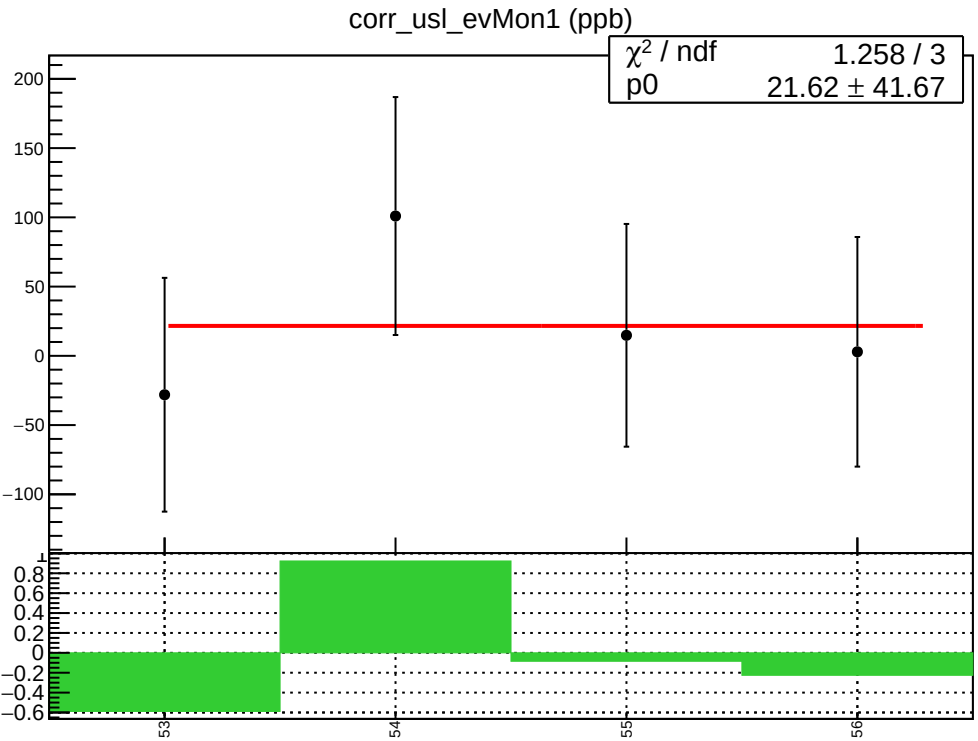
corr_usl_evMon1 (ppb)
χ² / ndf 1.258 / 3
p0 21.62 ± 41.67
200
150
100
50
0
−50
−100
0.8
0.6
0.4
0.2
0
−0.2
−0.4
−0.6
53
54
55
56

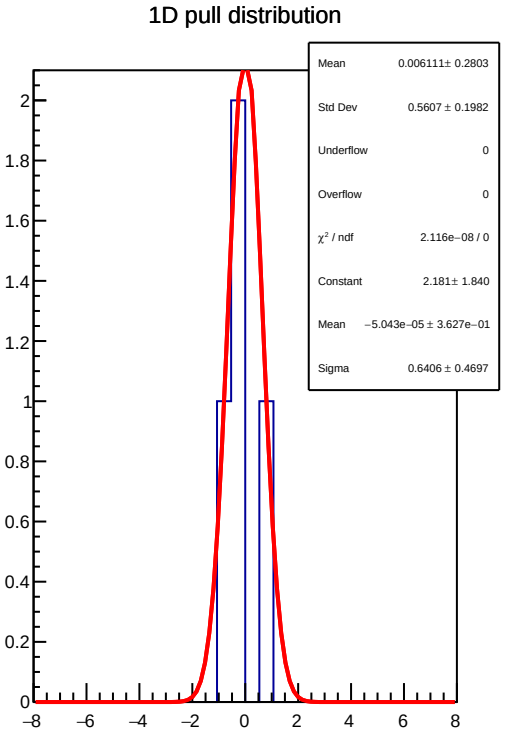
1D pull distribution
Mean 0.006111 ± 0.2803
Std Dev 0.5607 ± 0.1982
Underflow 0
Overflow 0
χ² / ndf 2.116e−08 / 0
Constant 2.181 ± 1.840
Mean −5.043e−05 ± 3.627e−01
Sigma 0.6406 ± 0.4697
2
1.8
1.6
1.4
1.2
1
0.8
0.6
0.4
0.2
0
−8
−6
−4
−2
0
2
4
6
8

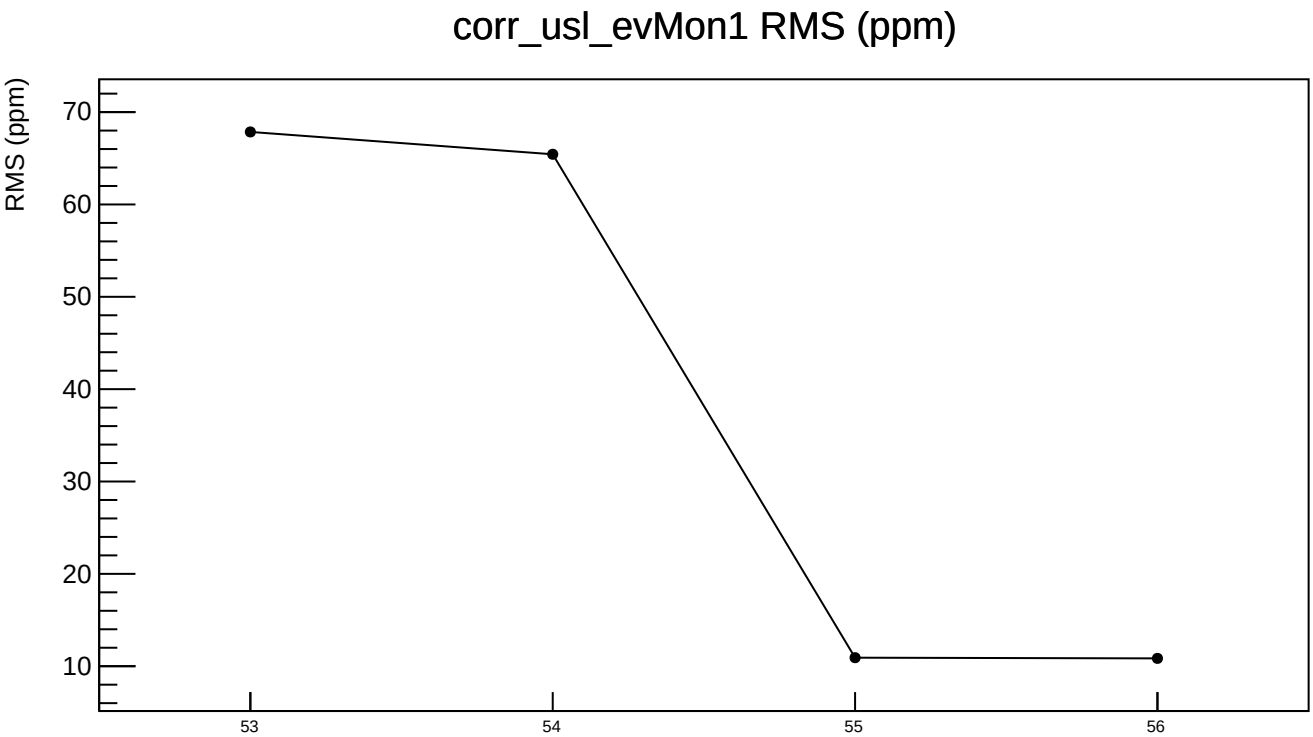
corr_usl_evMon1 RMS (ppm)
RMS (ppm)
70
60
50
40
30
20
10
53
54
55
56

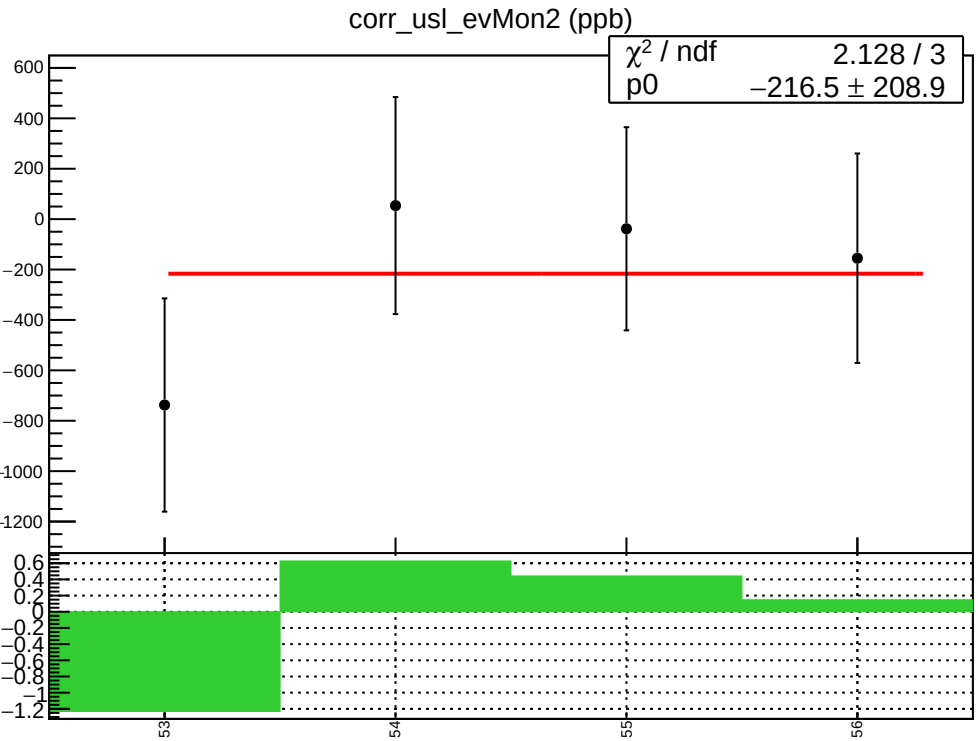
corr_usl_evMon2 (ppb)
χ² / ndf 2.128 / 3
p0 −216.5 ± 208.9
600
400
200
0
−200
−400
−600
−800
−1000
−1200
0.6
0.4
0.2
0
−0.2
−0.4
−0.6
−0.8
−1
−1.2
53
54
55
56

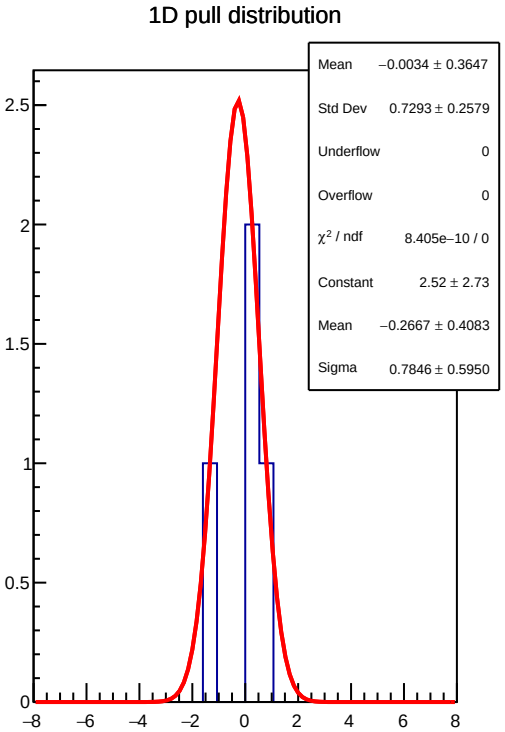
1D pull distribution
Mean −0.0034 ± 0.3647
Std Dev 0.7293 ± 0.2579
Underflow 0
Overflow 0
χ² / ndf 8.405e−10 / 0
Constant 2.52 ± 2.73
Mean −0.2667 ± 0.4083
Sigma 0.7846 ± 0.5950
2.5
2
1.5
1
0.5
0
−8
−6
−4
−2
0
2
4
6
8

corr_usl_evMon2 RMS (ppm)

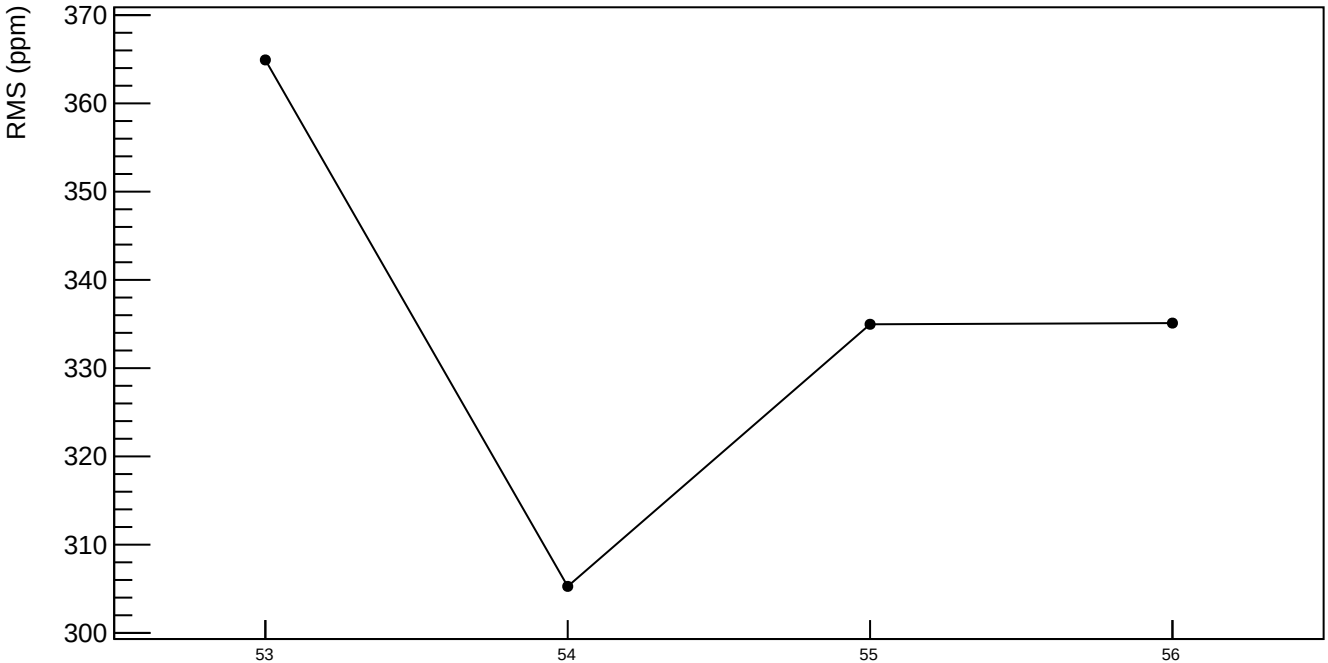

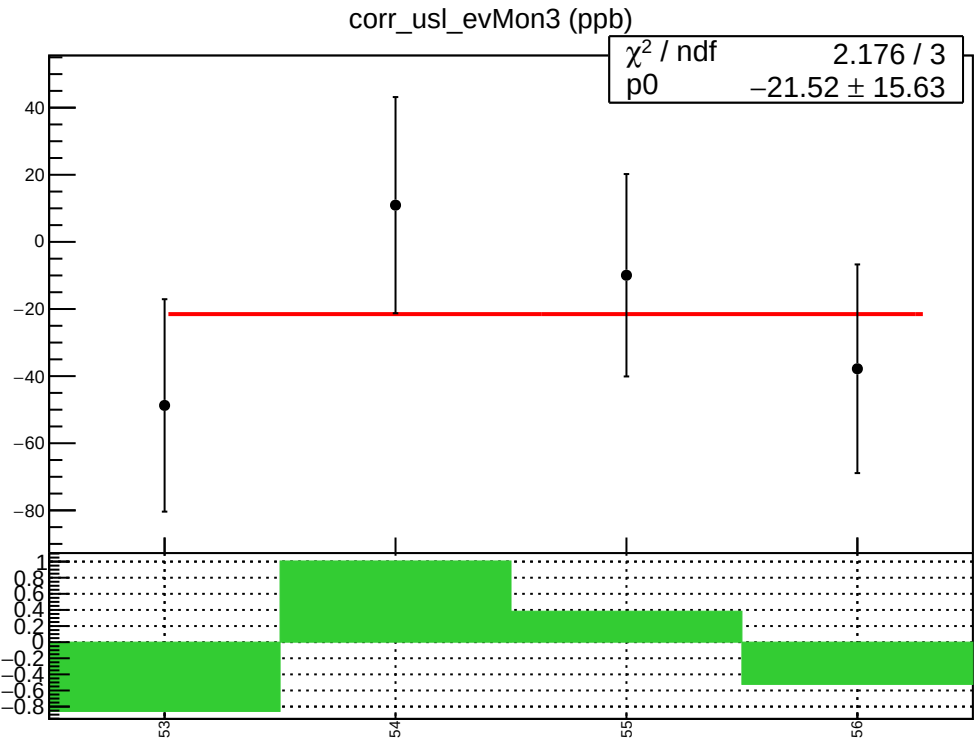
corr_usl_evMon3 (ppb)
χ² / ndf 2.176 / 3
p0 −21.52 ± 15.63
40
20
0
−20
−40
−60
−80
1
0.8
0.6
0.4
0.2
0
−0.2
−0.4
−0.6
−0.8
53
54
55
56

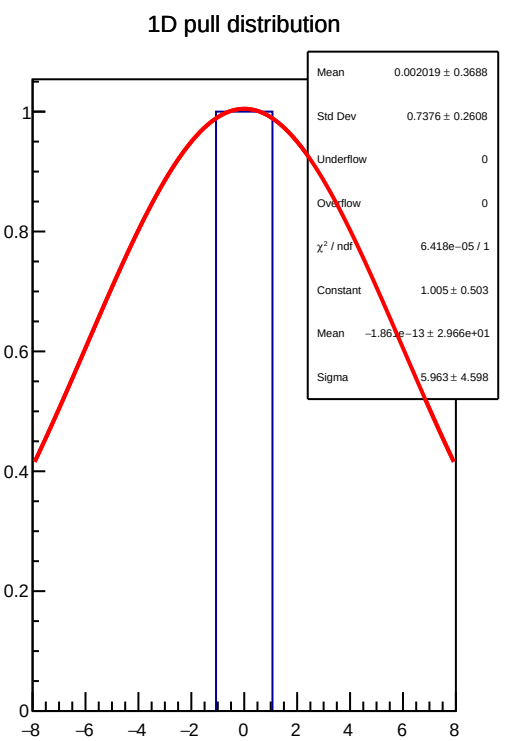
1D pull distribution
Mean 0.002019 ± 0.3688
Std Dev 0.7376 ± 0.2608
Underflow 0
Overflow 0
χ² / ndf 6.418e−05 / 1
Constant 1.005 ± 0.503
Mean −1.861e−13 ± 2.966e+01
Sigma 5.963 ± 4.598
1
0.8
0.6
0.4
0.2
0
−8
−6
−4
−2
0
2
4
6
8

corr_usl_evMon3 RMS (ppm)

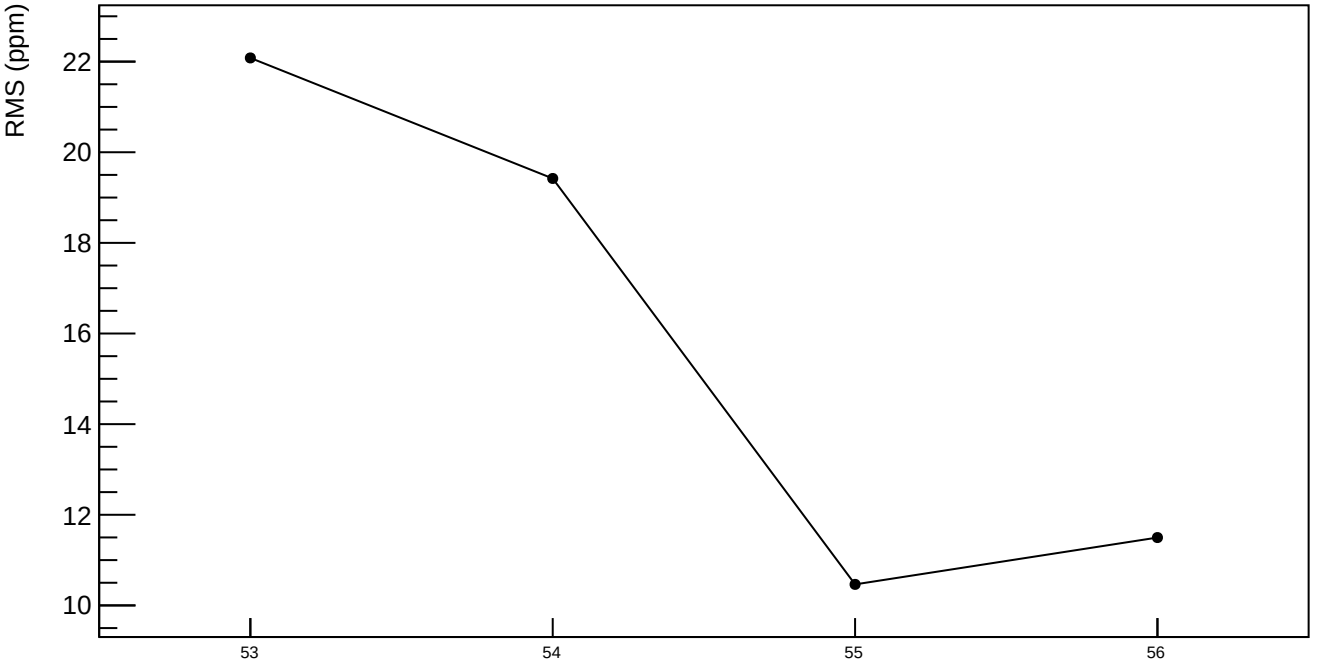

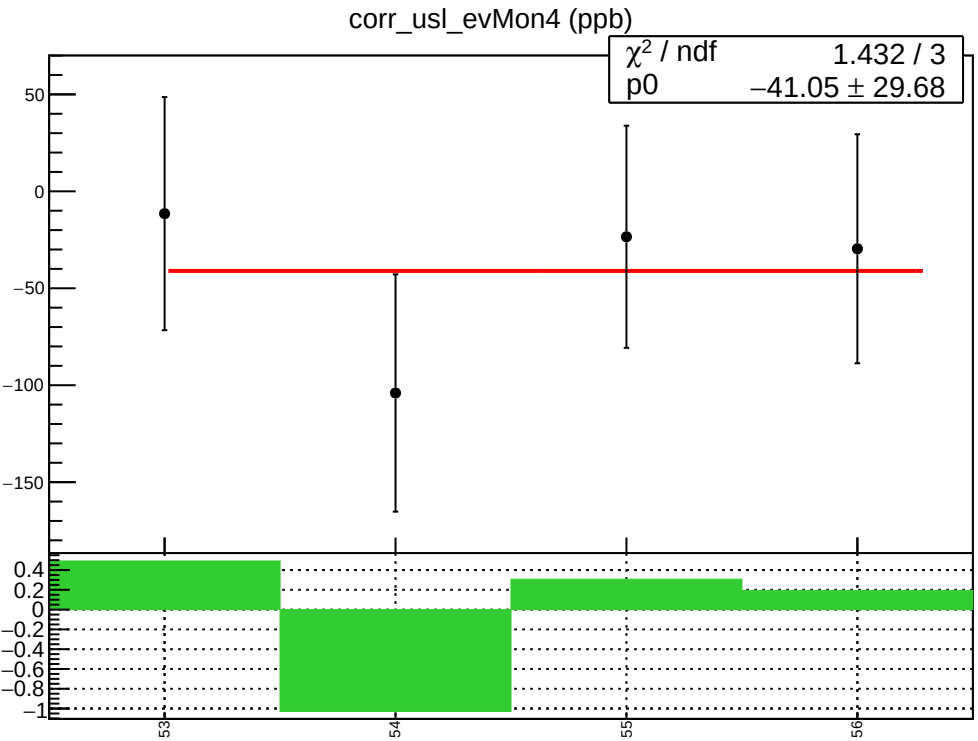
corr_usl_evMon4 (ppb)
χ² / ndf 1.432 / 3
p0 −41.05 ± 29.68
50
0
−50
−100
−150
0.4
0.2
0
−0.2
−0.4
−0.6
−0.8
−1
53
54
55
56

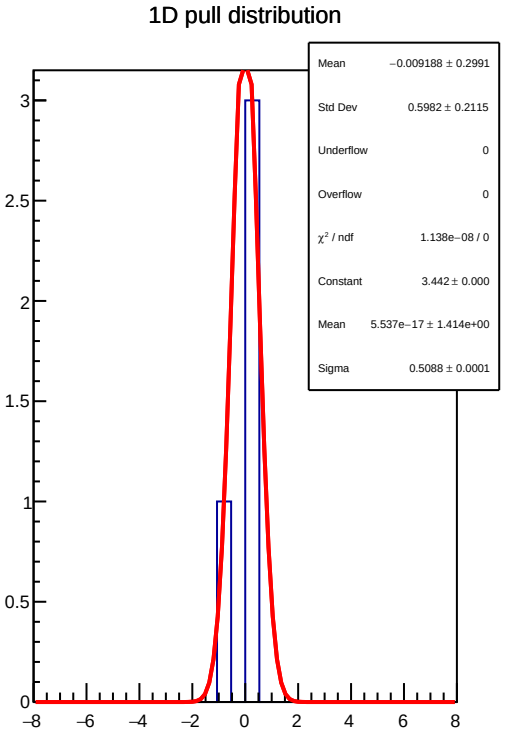
1D pull distribution
Mean −0.009188 ± 0.2991
Std Dev 0.5982 ± 0.2115
Underflow 0
Overflow 0
χ² / ndf 1.138e−08 / 0
Constant 3.442 ± 0.000
Mean 5.537e−17 ± 1.414e+00
Sigma 0.5088 ± 0.0001
3
2.5
2
1.5
1
0.5
0
−8
−6
−4
−2
0
2
4
6
8

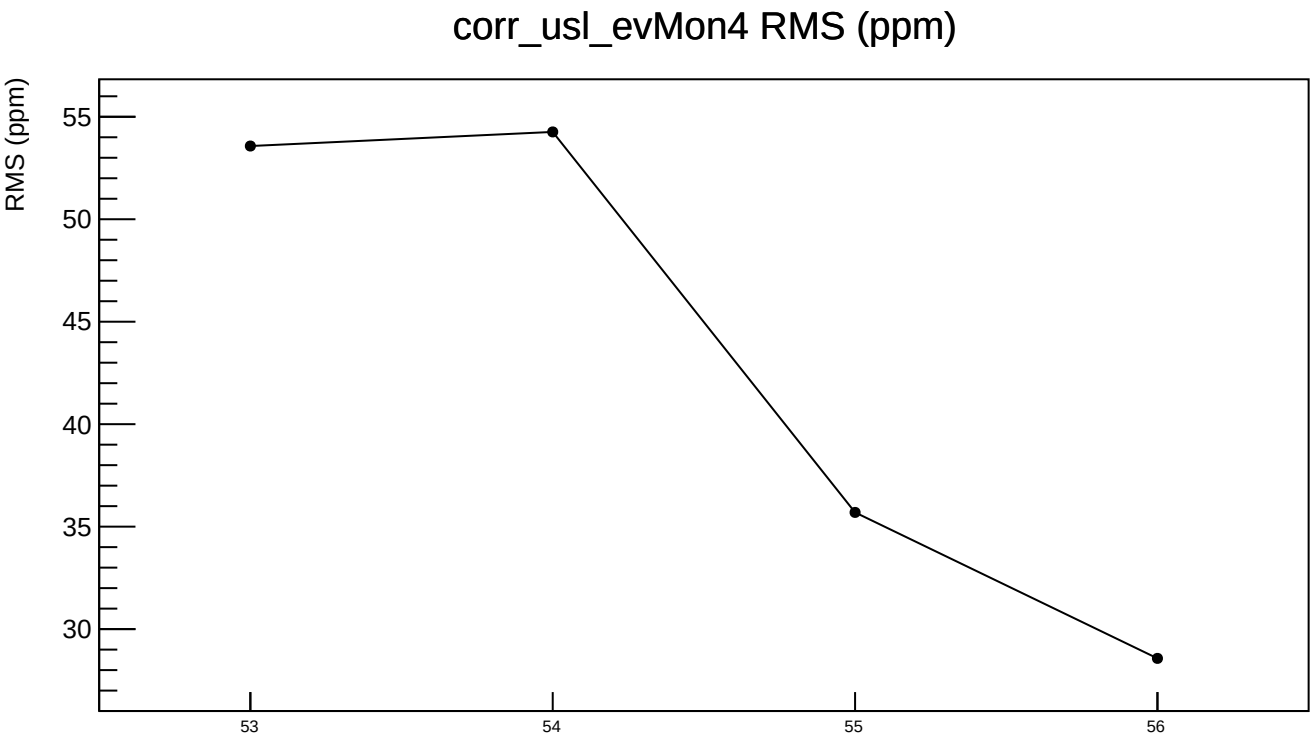
corr_usl_evMon4 RMS (ppm)
RMS (ppm)
55
50
45
40
35
30
53
54
55
56

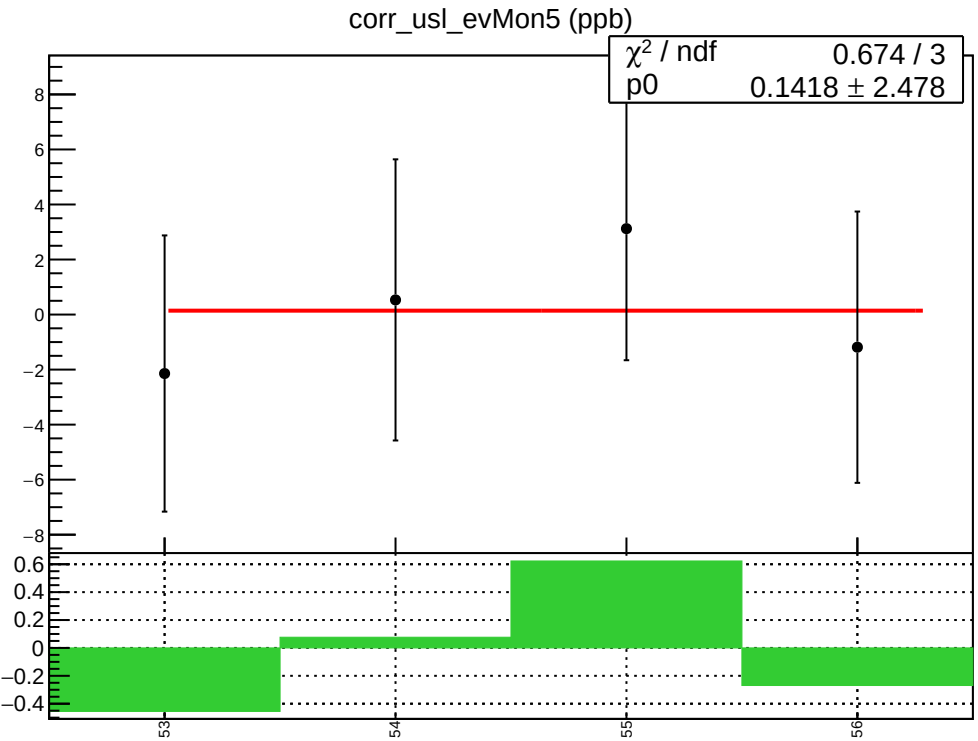
corr_usl_evMon5 (ppb)
χ² / ndf 0.674 / 3
p0 0.1418 ± 2.478
8
6
4
2
0
−2
−4
−6
−8
0.6
0.4
0.2
0
−0.2
−0.4
53
54
55
56

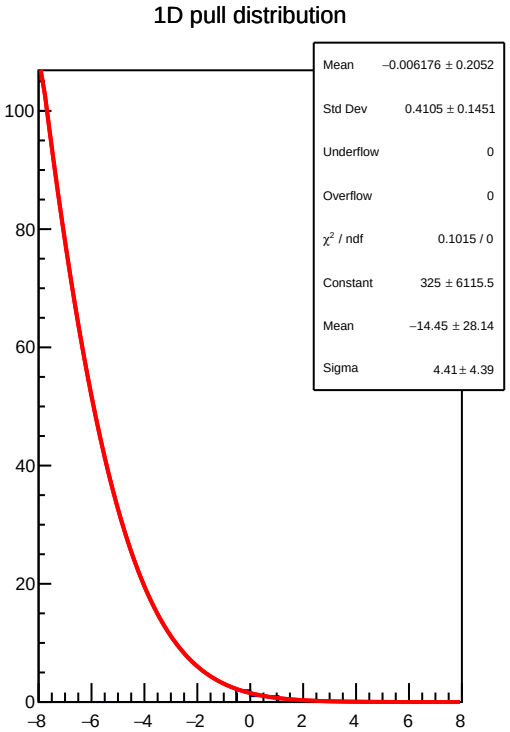
1D pull distribution
Mean −0.006176 ± 0.2052
Std Dev 0.4105 ± 0.1451
Underflow 0
Overflow 0
χ² / ndf 0.1015 / 0
Constant 325 ± 6115.5
Mean −14.45 ± 28.14
Sigma 4.41 ± 4.39
100
80
60
40
20
0
−8
−6
−4
−2
0
2
4
6
8

corr_usl_evMon5 RMS (ppm)

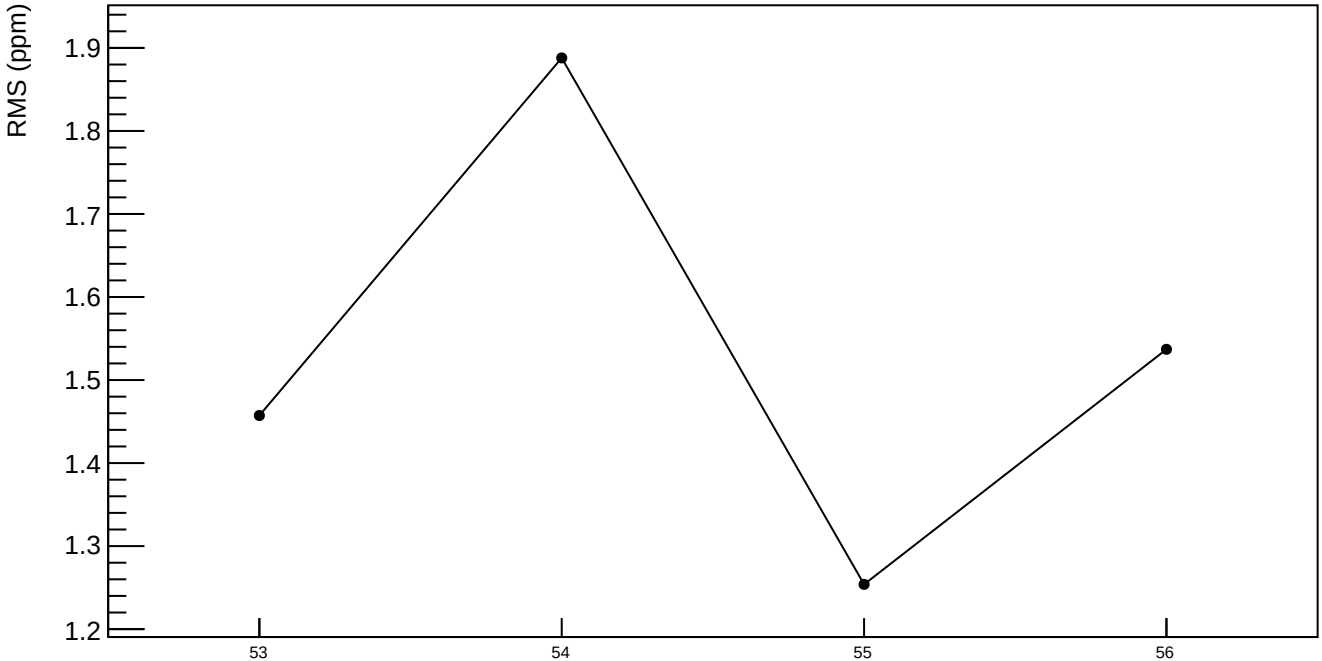

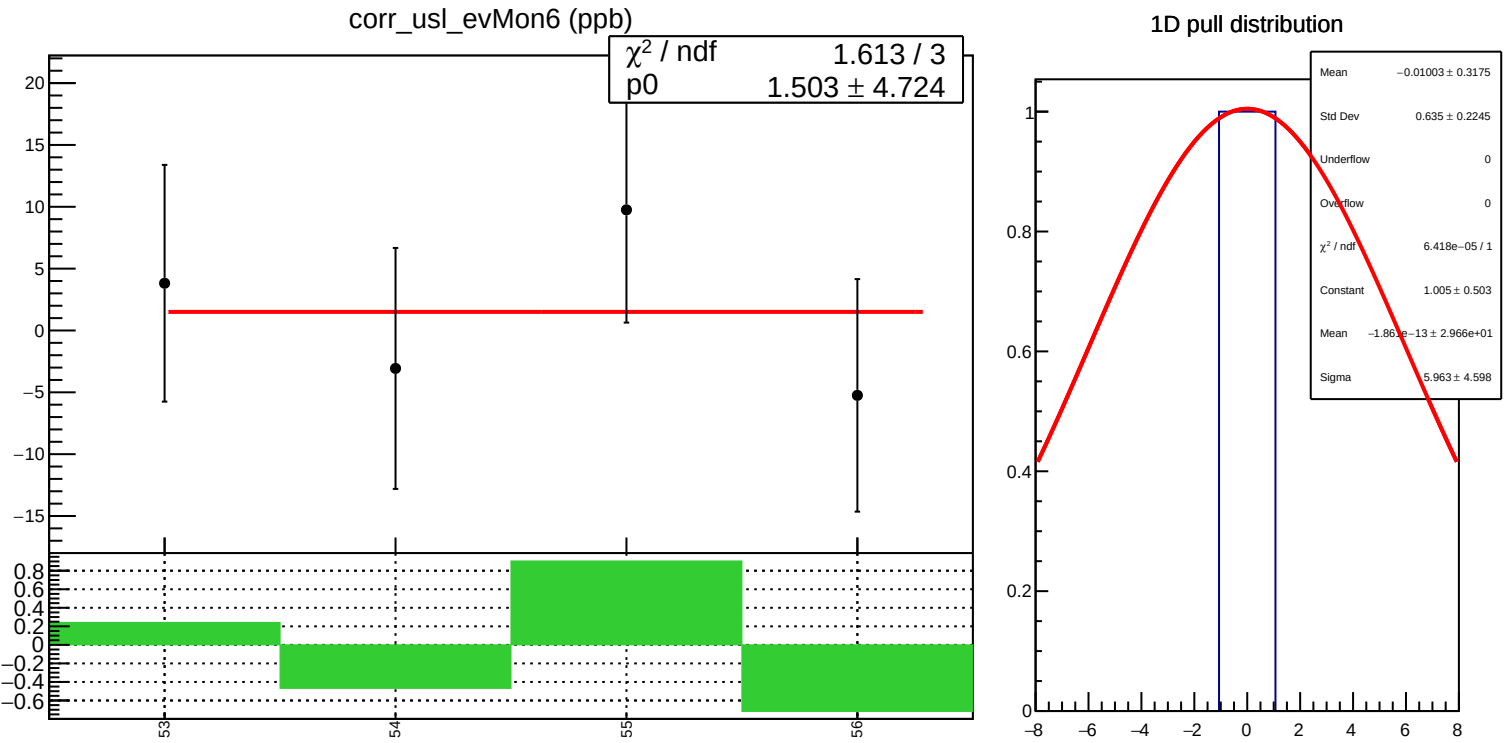
corr_usl_evMon6 (ppb)
χ² / ndf 1.613 / 3
p0 1.503 ± 4.724
1D pull distribution
Mean −0.01003 ± 0.3175
Std Dev 0.635 ± 0.2245
Underflow 0
Overflow 0
χ² / ndf 6.418e−05 / 1
Constant 1.005 ± 0.503
Mean −1.861e−13 ± 2.966e+01
Sigma 5.963 ± 4.598

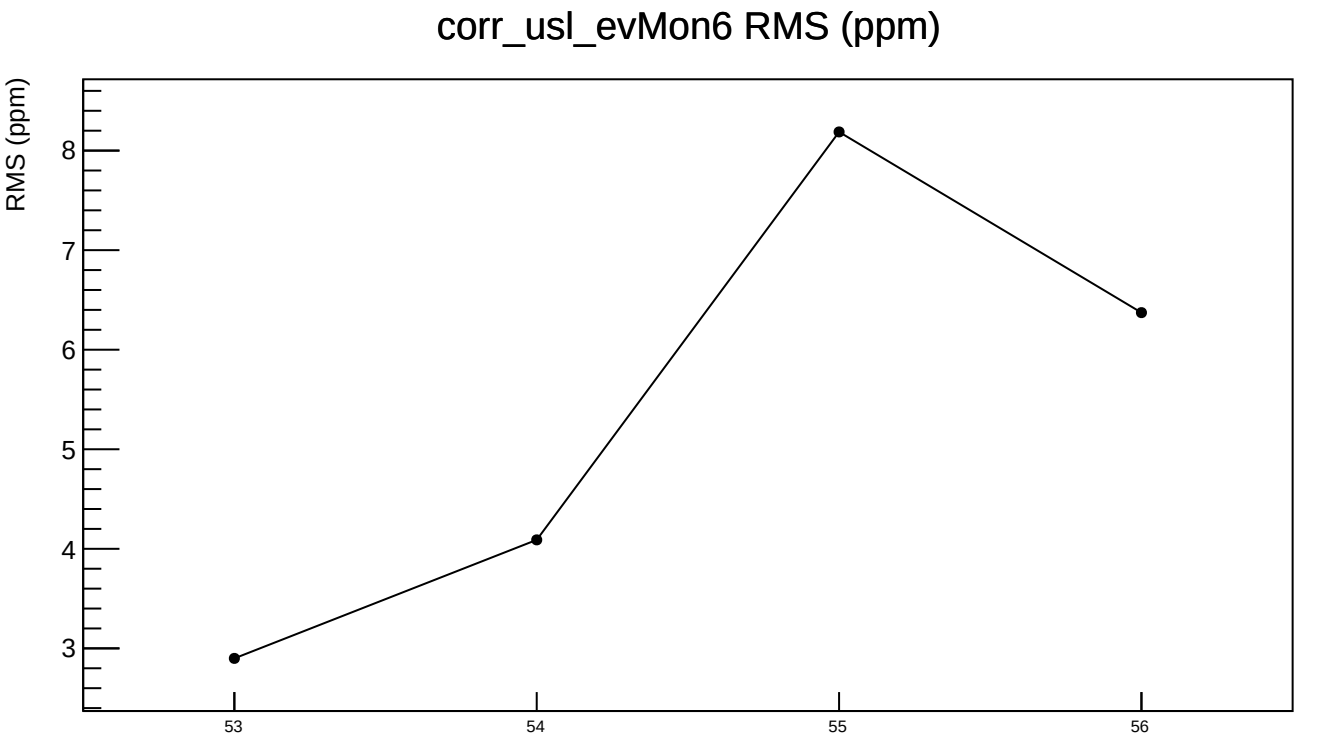
corr_usl_evMon6 RMS (ppm)
RMS (ppm)
8
7
6
5
4
3
53
54
55
56

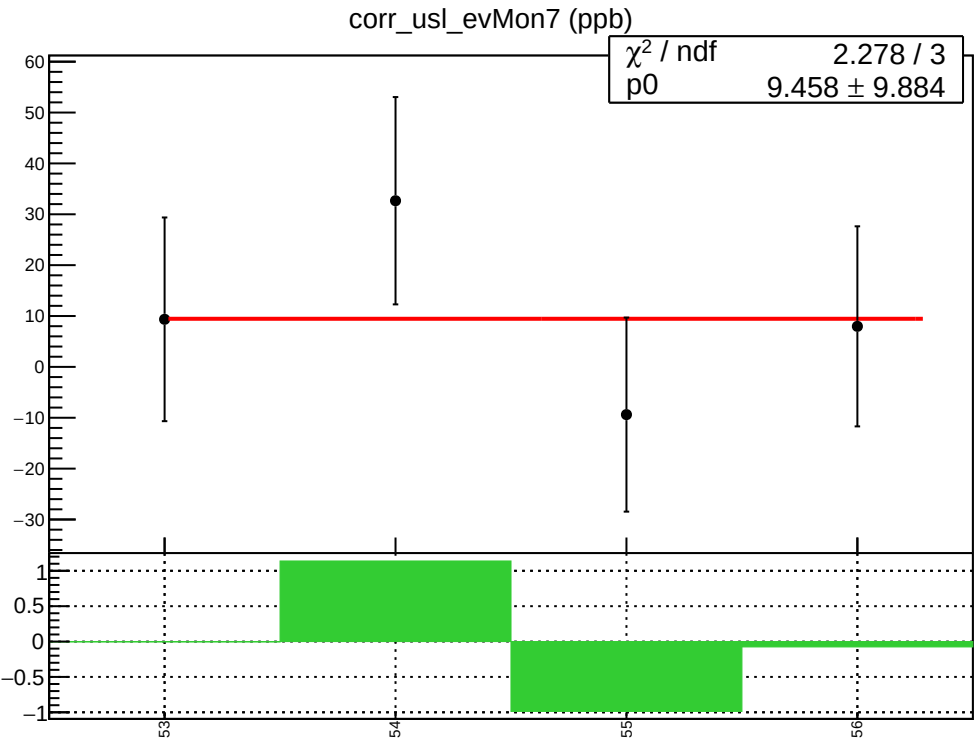
corr_usl_evMon7 (ppb)
χ² / ndf 2.278 / 3
p0 9.458 ± 9.884
60
50
40
30
20
10
0
−10
−20
−30
1
0.5
0
−0.5
−1
53
54
55
56

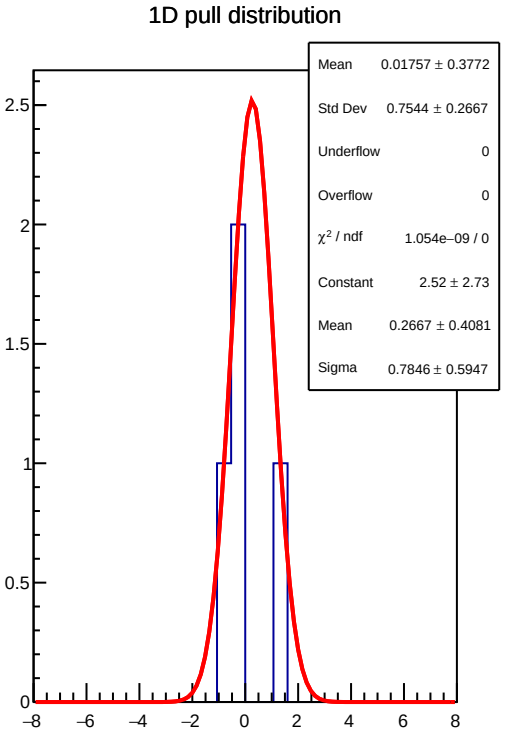
1D pull distribution
Mean 0.01757 ± 0.3772
Std Dev 0.7544 ± 0.2667
Underflow 0
Overflow 0
χ² / ndf 1.054e−09 / 0
Constant 2.52 ± 2.73
Mean 0.2667 ± 0.4081
Sigma 0.7846 ± 0.5947
2.5
2
1.5
1
0.5
0
−8
−6
−4
−2
0
2
4
6
8

corr_usl_evMon7 RMS (ppm)

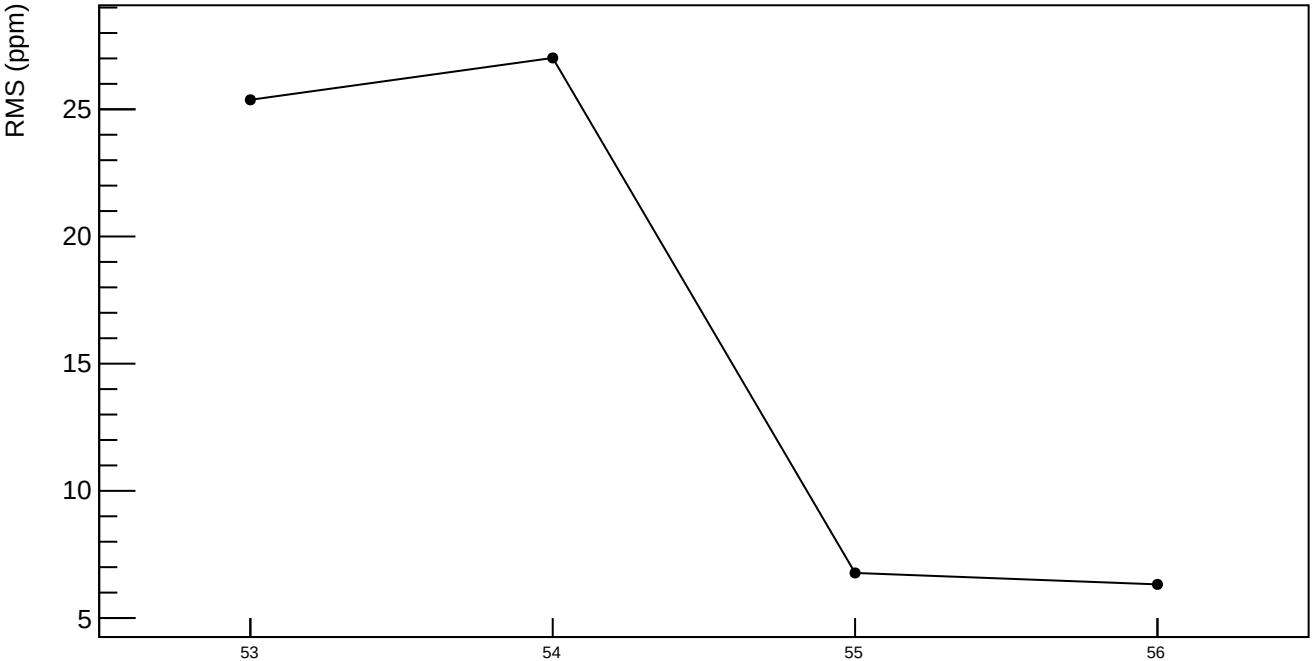

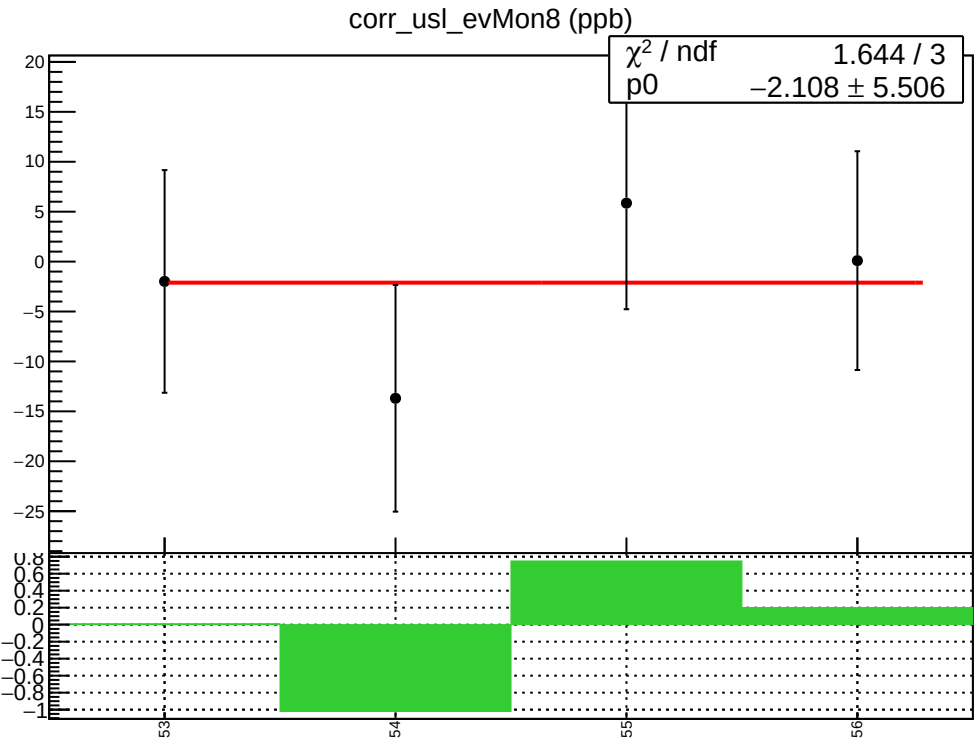
corr_usl_evMon8 (ppb)
χ² / ndf 1.644 / 3
p0 −2.108 ± 5.506
20
15
10
5
0
−5
−10
−15
−20
−25
0.8
0.6
0.4
0.2
0
−0.2
−0.4
−0.6
−0.8
−1
53
54
55
56

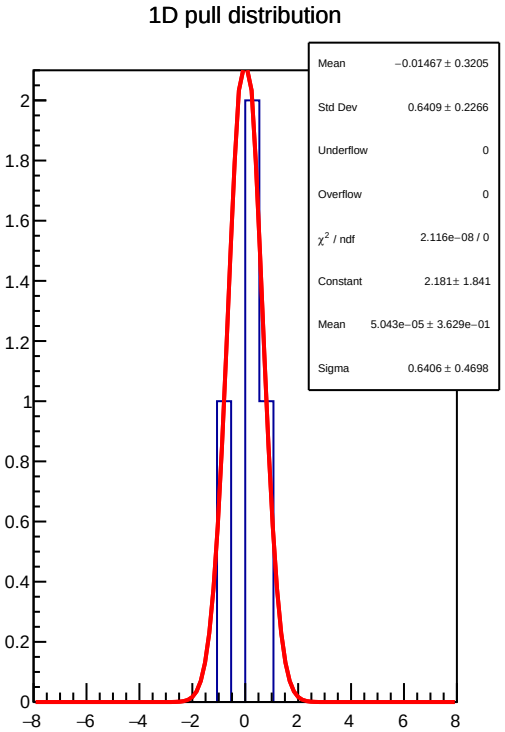
1D pull distribution
Mean −0.01467 ± 0.3205
Std Dev 0.6409 ± 0.2266
Underflow 0
Overflow 0
χ² / ndf 2.116e−08 / 0
Constant 2.181± 1.841
Mean 5.043e−05 ± 3.629e−01
Sigma 0.6406 ± 0.4698
2
1.8
1.6
1.4
1.2
1
0.8
0.6
0.4
0.2
0
−8
−6
−4
−2
0
2
4
6
8

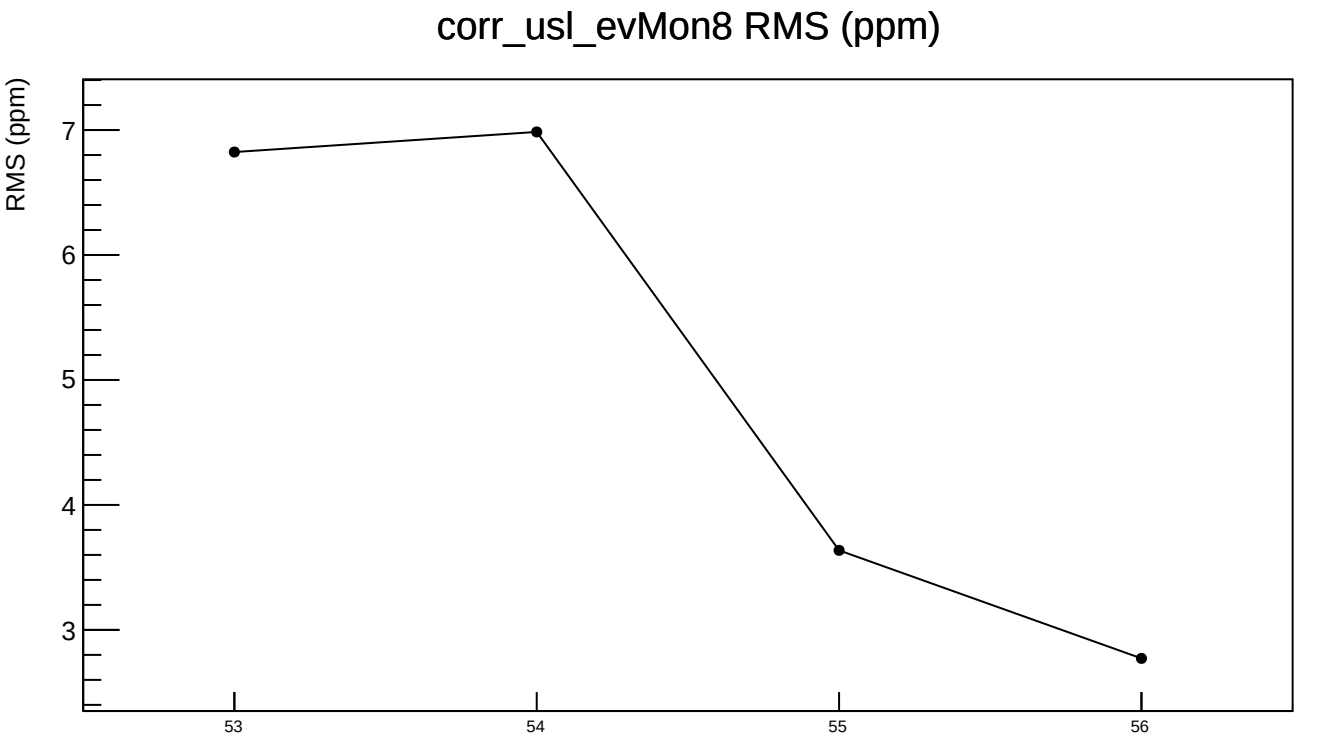
corr_usl_evMon8 RMS (ppm)
RMS (ppm)
7
6
5
4
3
53
54
55
56

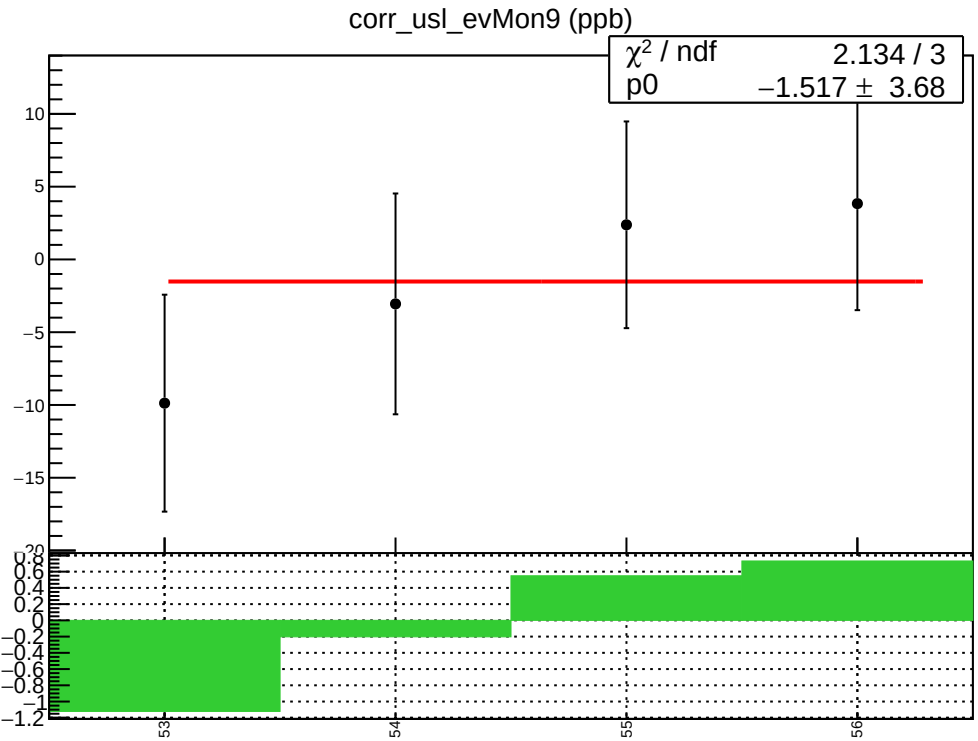
corr_usl_evMon9 (ppb)
χ² / ndf 2.134 / 3
p0 −1.517 ± 3.68
10
5
0
−5
−10
−15
−20
0.8
0.6
0.4
0.2
0
−0.2
−0.4
−0.6
−0.8
−1
−1.2
53
54
55
56

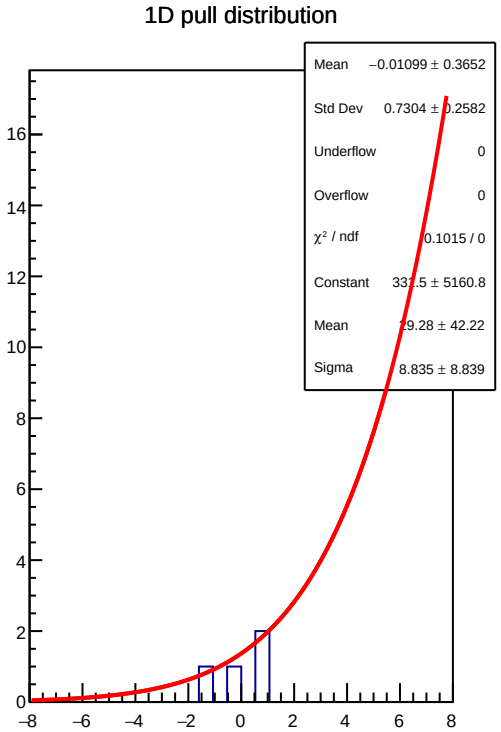
1D pull distribution
Mean −0.01099 ± 0.3652
Std Dev 0.7304 ± 0.2582
Underflow 0
Overflow 0
χ² / ndf 0.1015 / 0
Constant 331.5 ± 5160.8
Mean 29.28 ± 42.22
Sigma 8.835 ± 8.839
16
14
12
10
8
6
4
2
0
−8
−6
−4
−2
0
2
4
6
8

corr_usl_evMon9 RMS (ppm)

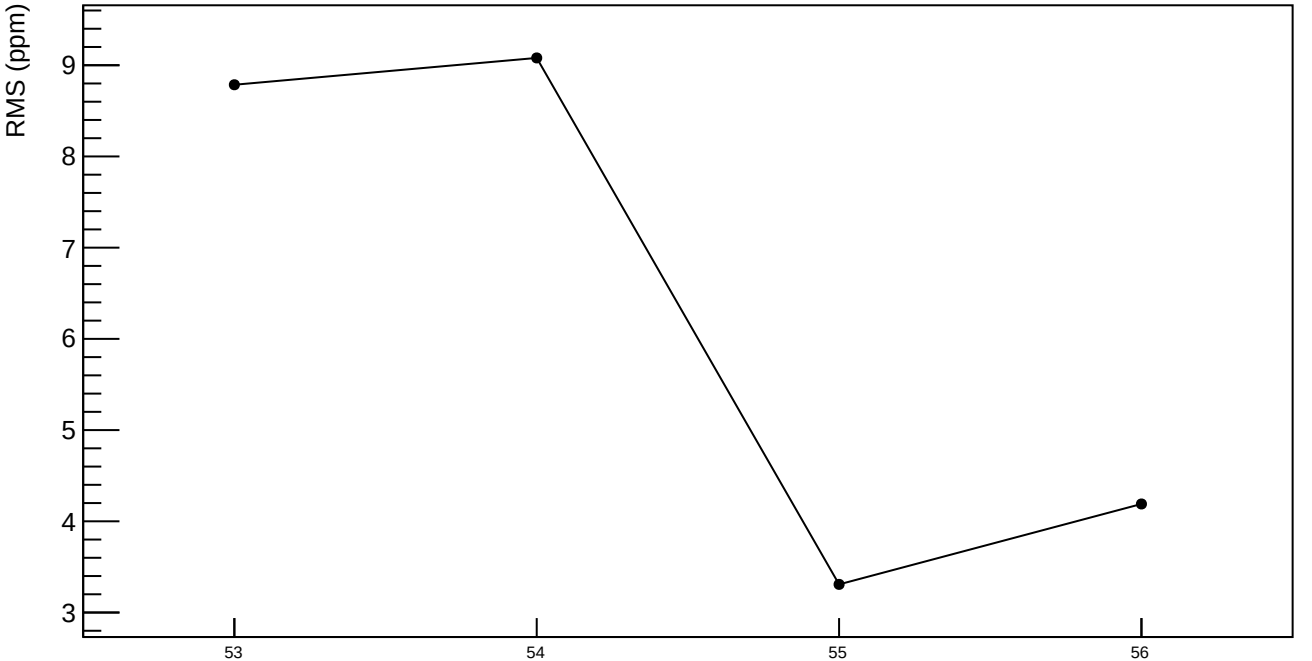

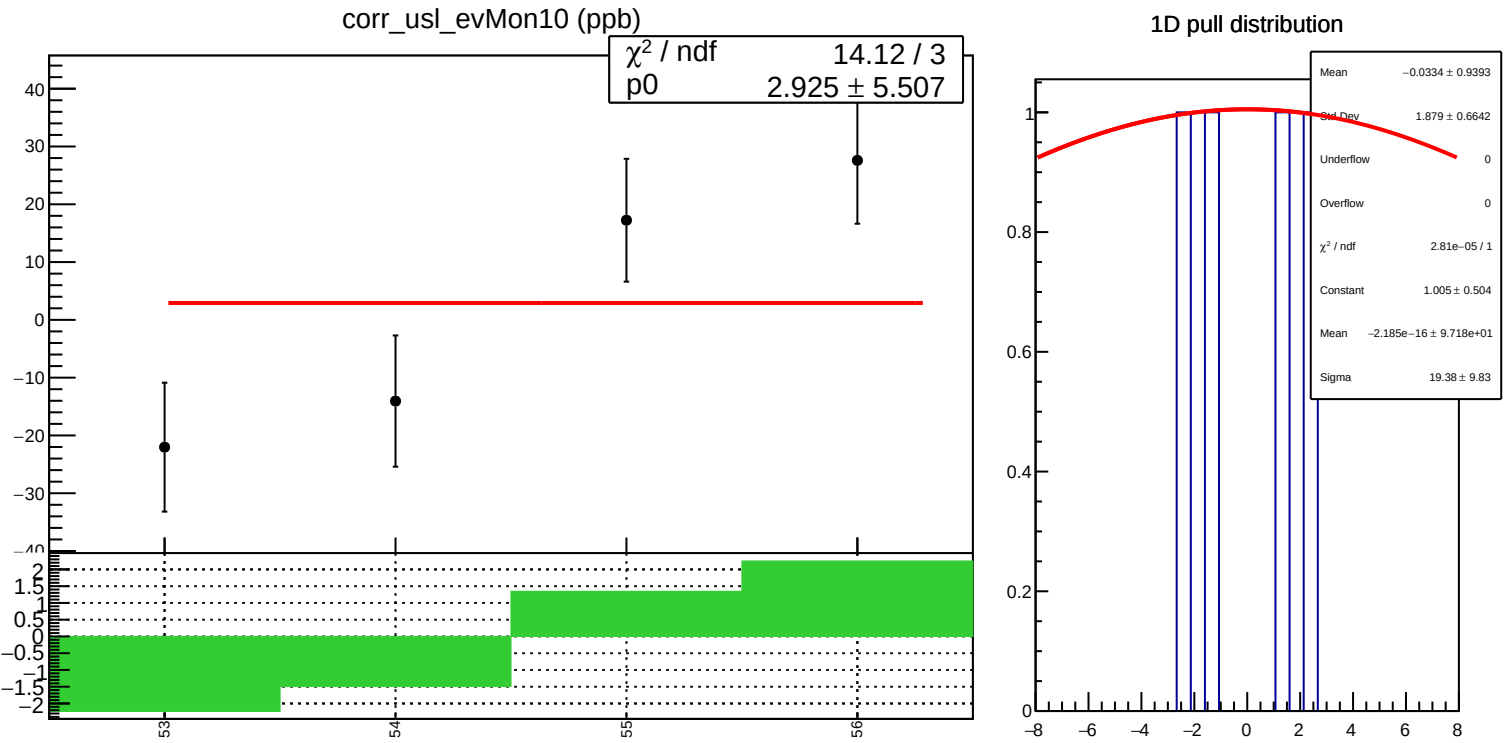
corr_usl_evMon10 (ppb)
χ² / ndf 14.12 / 3
p0 2.925 ± 5.507
1D pull distribution
Mean −0.0334 ± 0.9393
Std Dev 1.879 ± 0.6642
Underflow 0
Overflow 0
χ² / ndf 2.81e−05 / 1
Constant 1.005 ± 0.504
Mean −2.185e−16 ± 9.718e+01
Sigma 19.38 ± 9.83

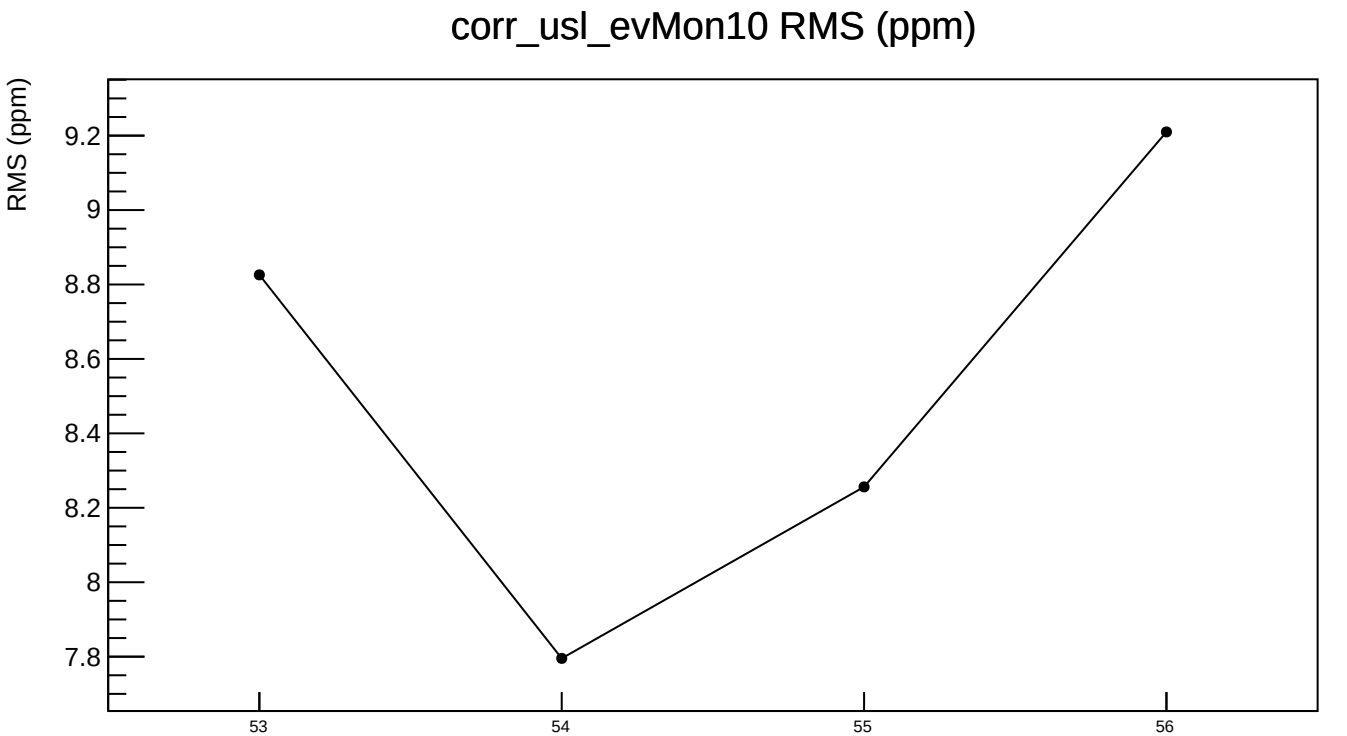
corr_usl_evMon10 RMS (ppm)
RMS (ppm)
9.2
9
8.8
8.6
8.4
8.2
8
7.8
53
54
55
56

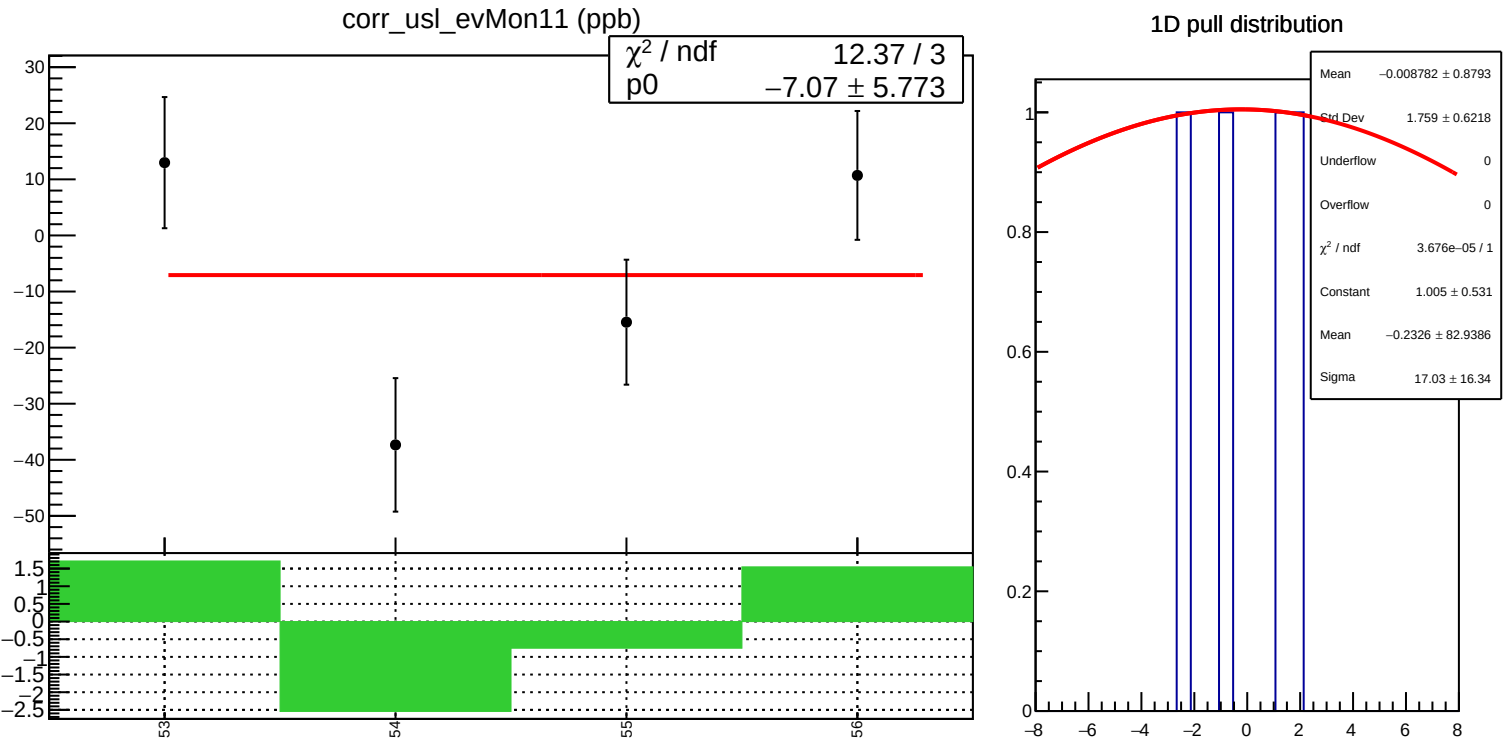
corr_usl_evMon11 (ppb)
χ² / ndf 12.37 / 3
p0 −7.07 ± 5.773
1D pull distribution
Mean −0.008782 ± 0.8793
Std Dev 1.759 ± 0.6218
Underflow 0
Overflow 0
χ² / ndf 3.676e−05 / 1
Constant 1.005 ± 0.531
Mean −0.2326 ± 82.9386
Sigma 17.03 ± 16.34

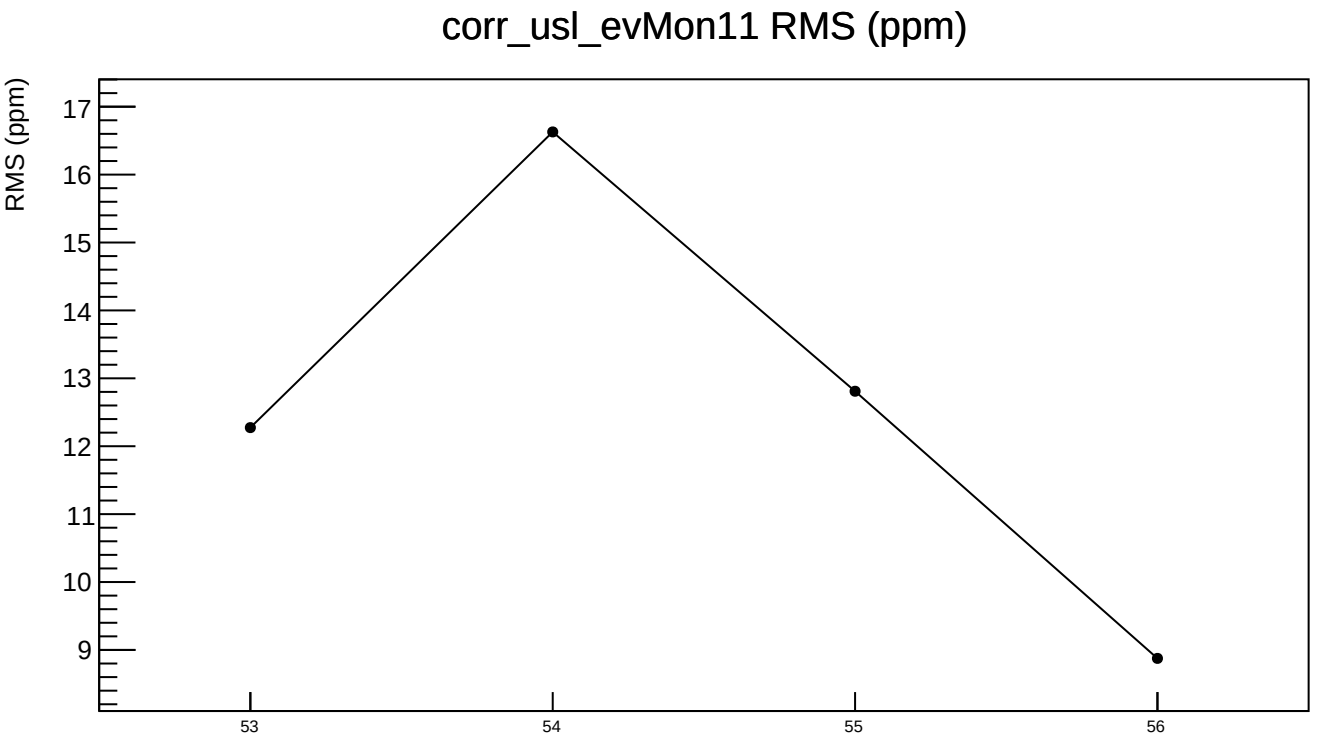
corr_usl_evMon11 RMS (ppm)
RMS (ppm)
17
16
15
14
13
12
11
10
9
53
54
55
56

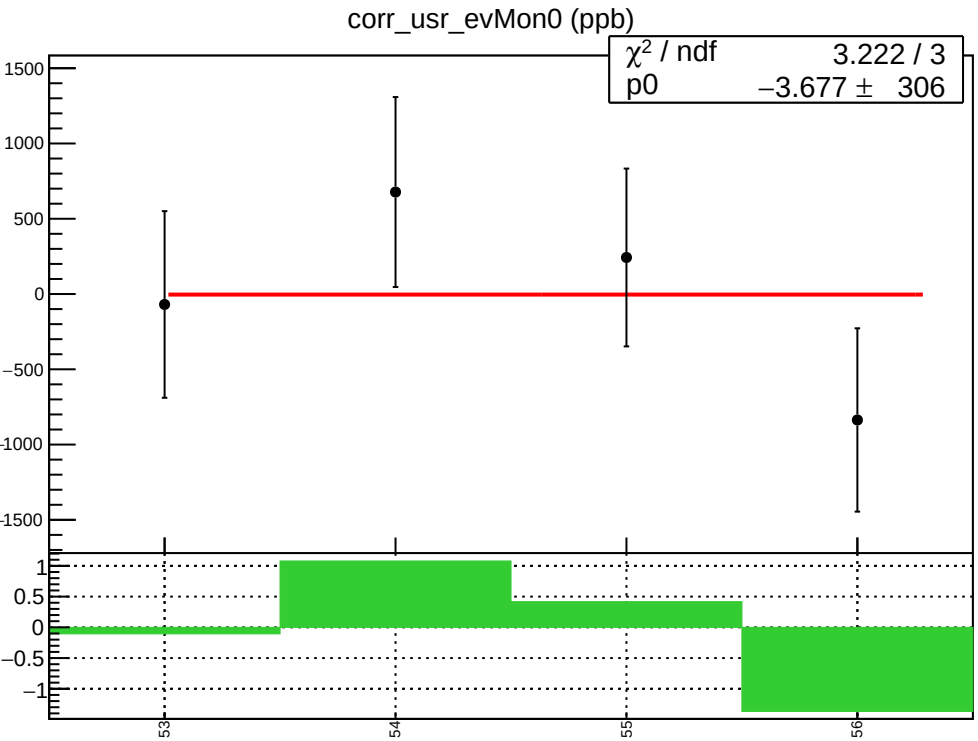
corr_usr_evMon0 (ppb)
χ² / ndf 3.222 / 3
p0 −3.677 ± 306
1500
1000
500
0
−500
−1000
−1500
1
0.5
0
−0.5
−1
53
54
55
56

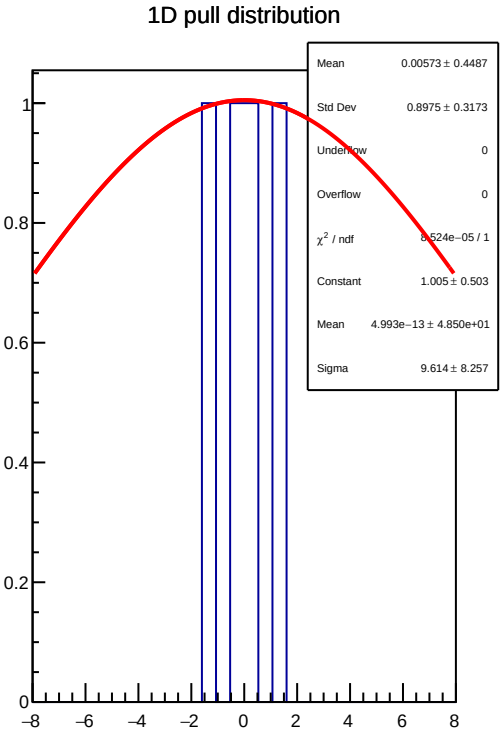
1D pull distribution
Mean 0.00573 ± 0.4487
Std Dev 0.8975 ± 0.3173
Underflow 0
Overflow 0
χ² / ndf 6.524e−05 / 1
Constant 1.005 ± 0.503
Mean 4.993e−13 ± 4.850e+01
Sigma 9.614 ± 8.257
1
0.8
0.6
0.4
0.2
0
−8
−6
−4
−2
0
2
4
6
8

corr_usr_evMon0 RMS (ppm)

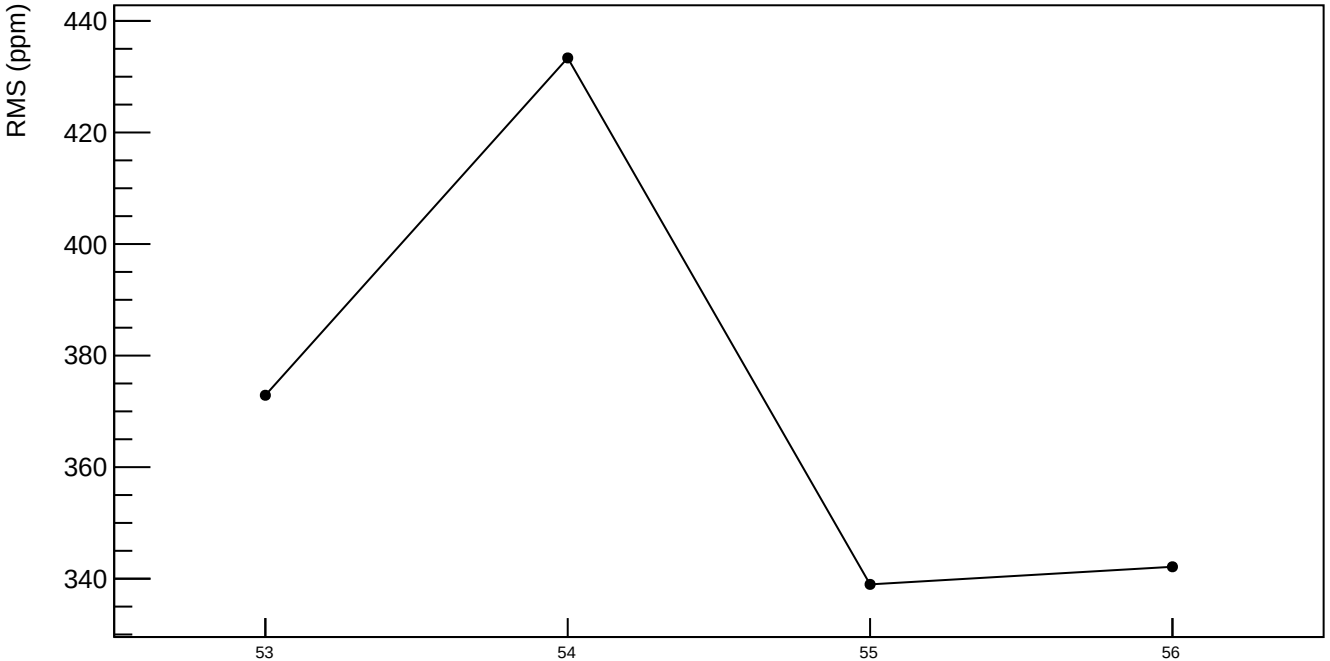

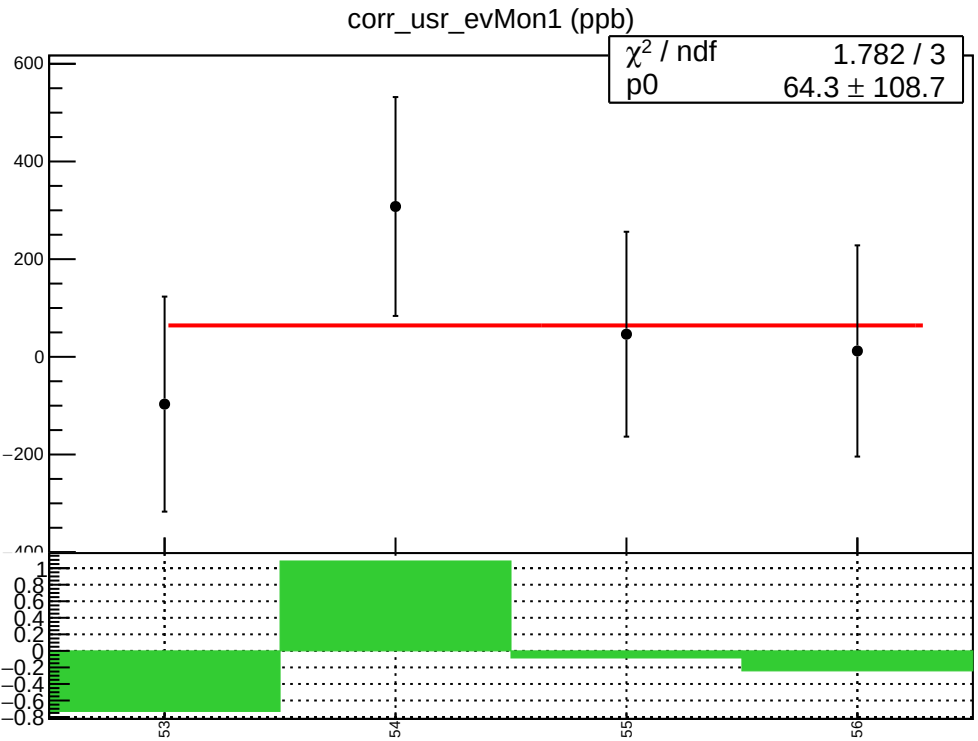
corr_usr_evMon1 (ppb)
χ² / ndf 1.782 / 3
p0 64.3 ± 108.7
600
400
200
0
−200
−400
1
0.8
0.6
0.4
0.2
0
−0.2
−0.4
−0.6
−0.8
53
54
55
56

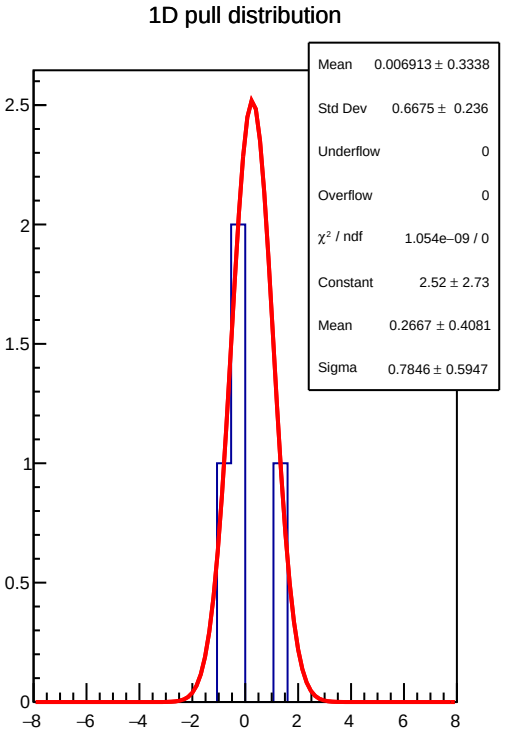
1D pull distribution
Mean 0.006913 ± 0.3338
Std Dev 0.6675 ± 0.236
Underflow 0
Overflow 0
χ² / ndf 1.054e−09 / 0
Constant 2.52 ± 2.73
Mean 0.2667 ± 0.4081
Sigma 0.7846 ± 0.5947
2.5
2
1.5
1
0.5
0
−8
−6
−4
−2
0
2
4
6
8

corr_usr_evMon1 RMS (ppm)

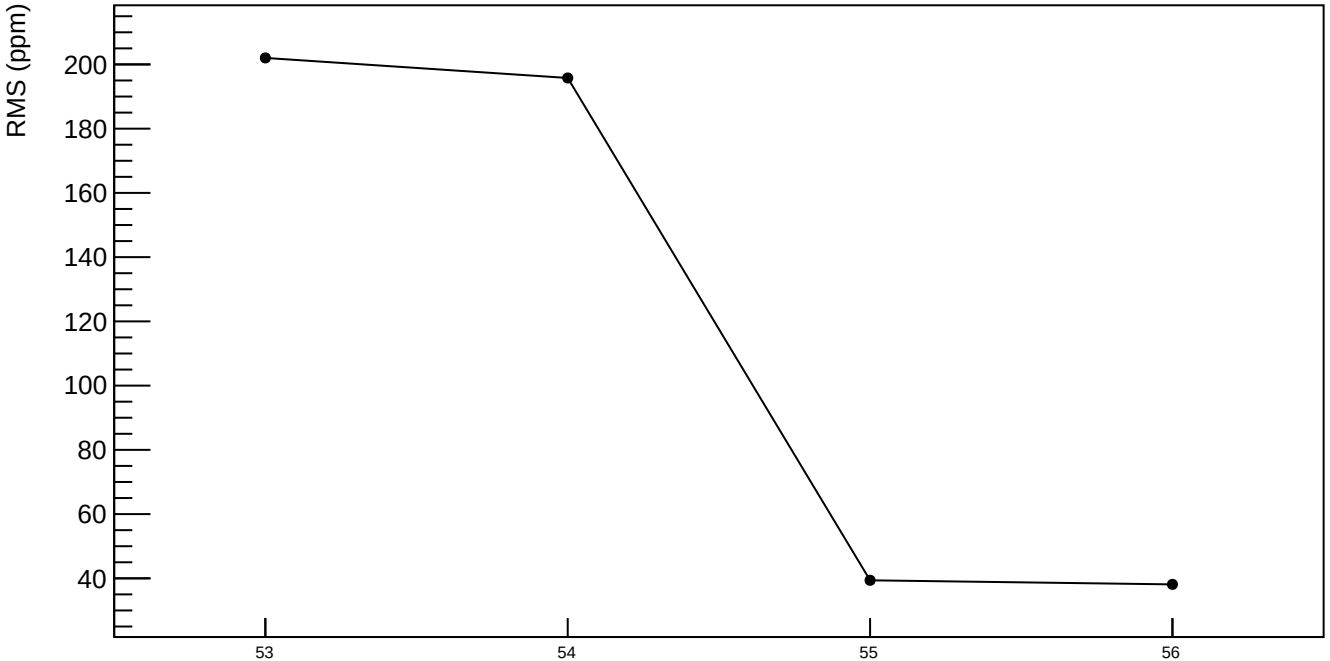

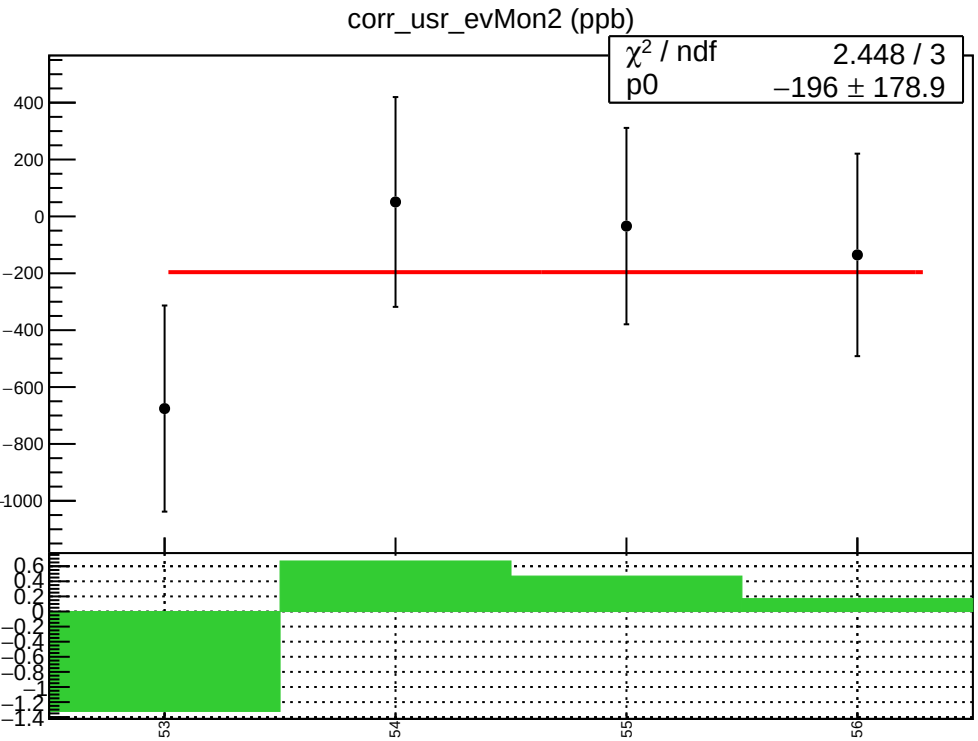
corr_usr_evMon2 (ppb)
χ² / ndf 2.448 / 3
p0 −196 ± 178.9
400
200
0
−200
−400
−600
−800
−1000
0.6
0.4
0.2
0
−0.2
−0.4
−0.6
−0.8
−1
−1.2
−1.4
53
54
55
56

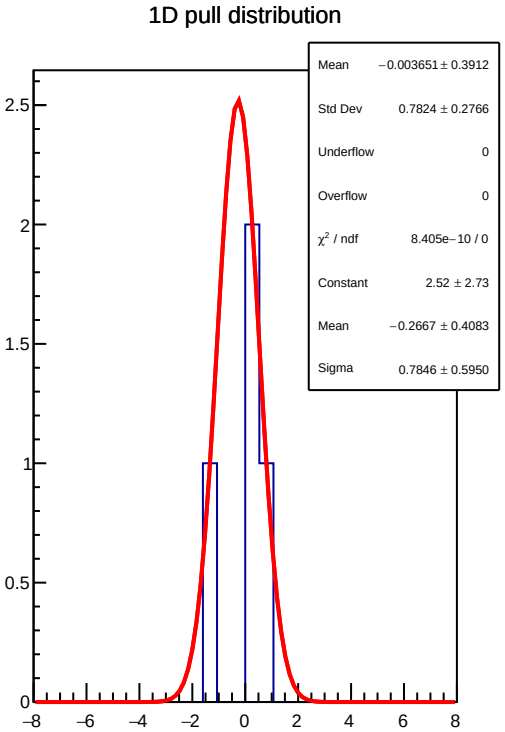
1D pull distribution
Mean −0.003651 ± 0.3912
Std Dev 0.7824 ± 0.2766
Underflow 0
Overflow 0
χ² / ndf 8.405e−10 / 0
Constant 2.52 ± 2.73
Mean −0.2667 ± 0.4083
Sigma 0.7846 ± 0.5950
2.5
2
1.5
1
0.5
0
−8
−6
−4
−2
0
2
4
6
8

corr_usr_evMon2 RMS (ppm)

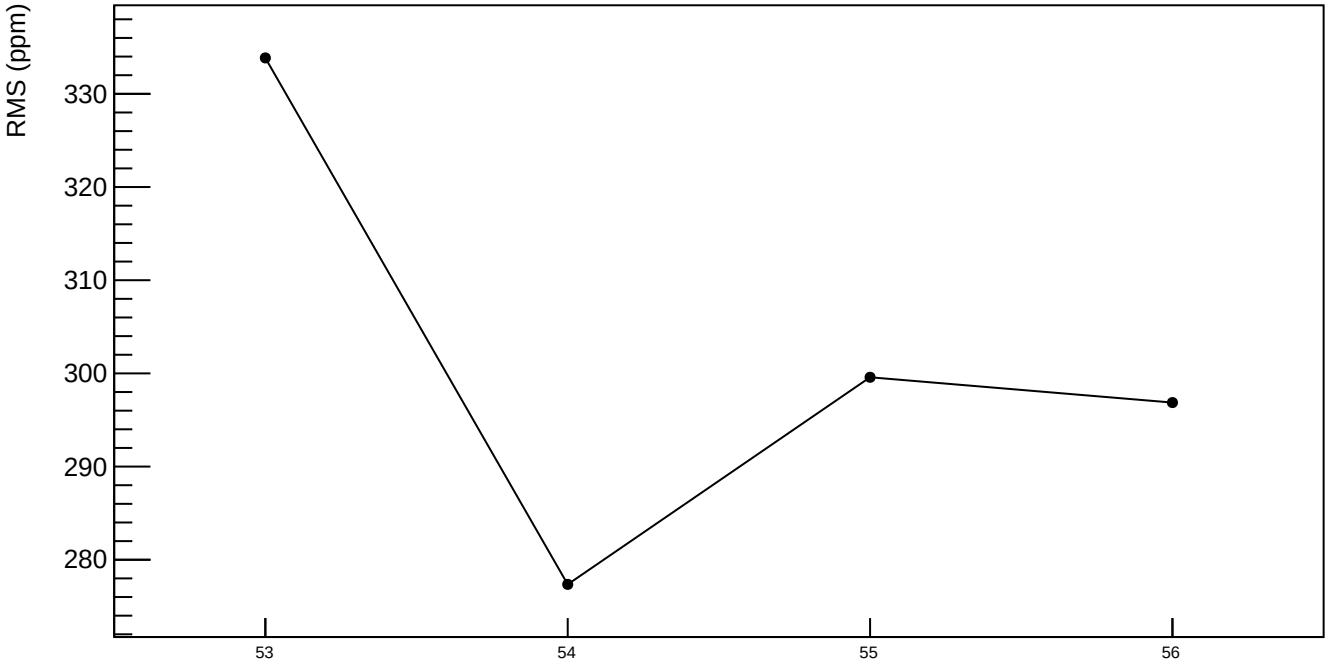

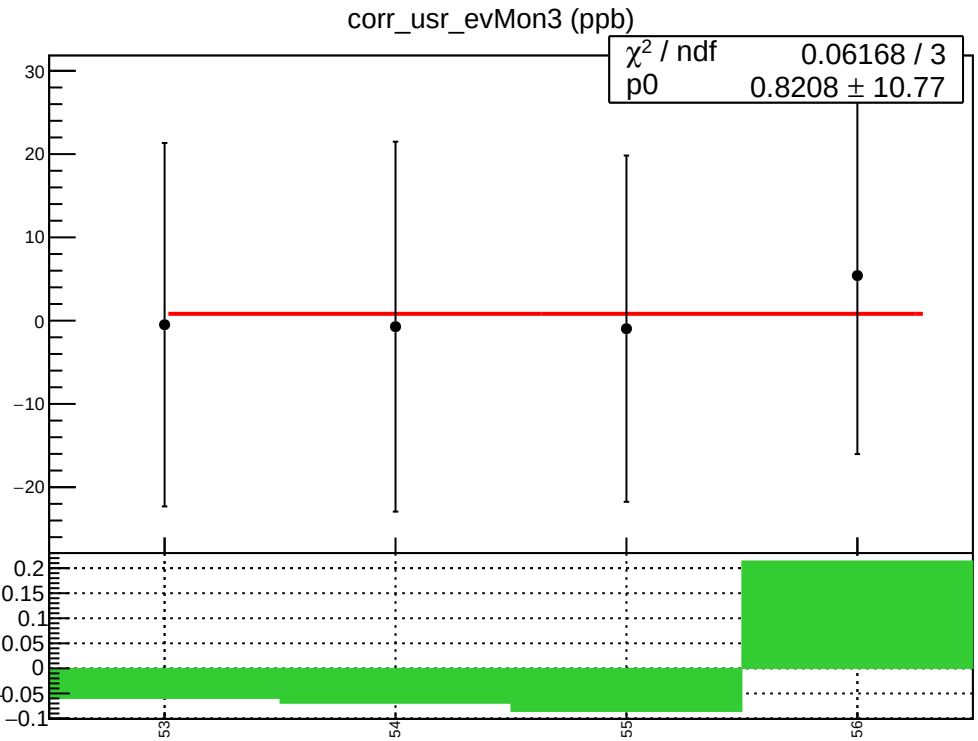
corr_usr_evMon3 (ppb)
χ² / ndf 0.06168 / 3
p0 0.8208 ± 10.77
30
20
10
0
−10
−20
0.2
0.15
0.1
0.05
0
−0.05
−0.1
53
54
55
56

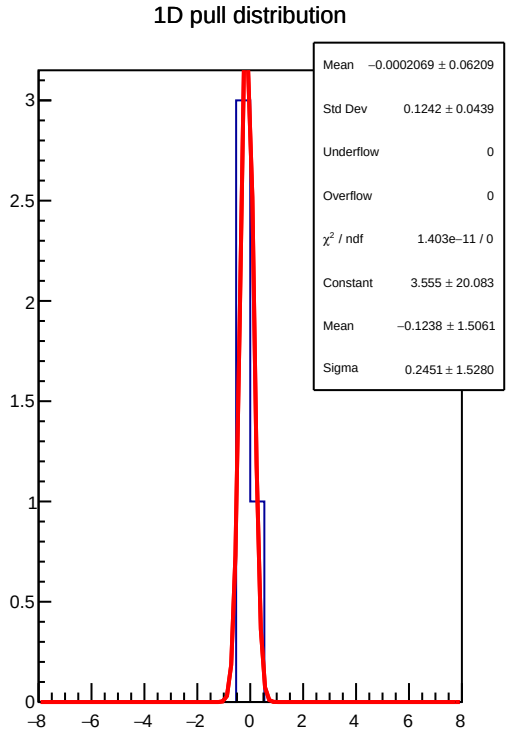
1D pull distribution
Mean −0.0002069 ± 0.06209
Std Dev 0.1242 ± 0.0439
Underflow 0
Overflow 0
χ² / ndf 1.403e−11 / 0
Constant 3.555 ± 20.083
Mean −0.1238 ± 1.5061
Sigma 0.2451 ± 1.5280
3
2.5
2
1.5
1
0.5
0
−8
−6
−4
−2
0
2
4
6
8

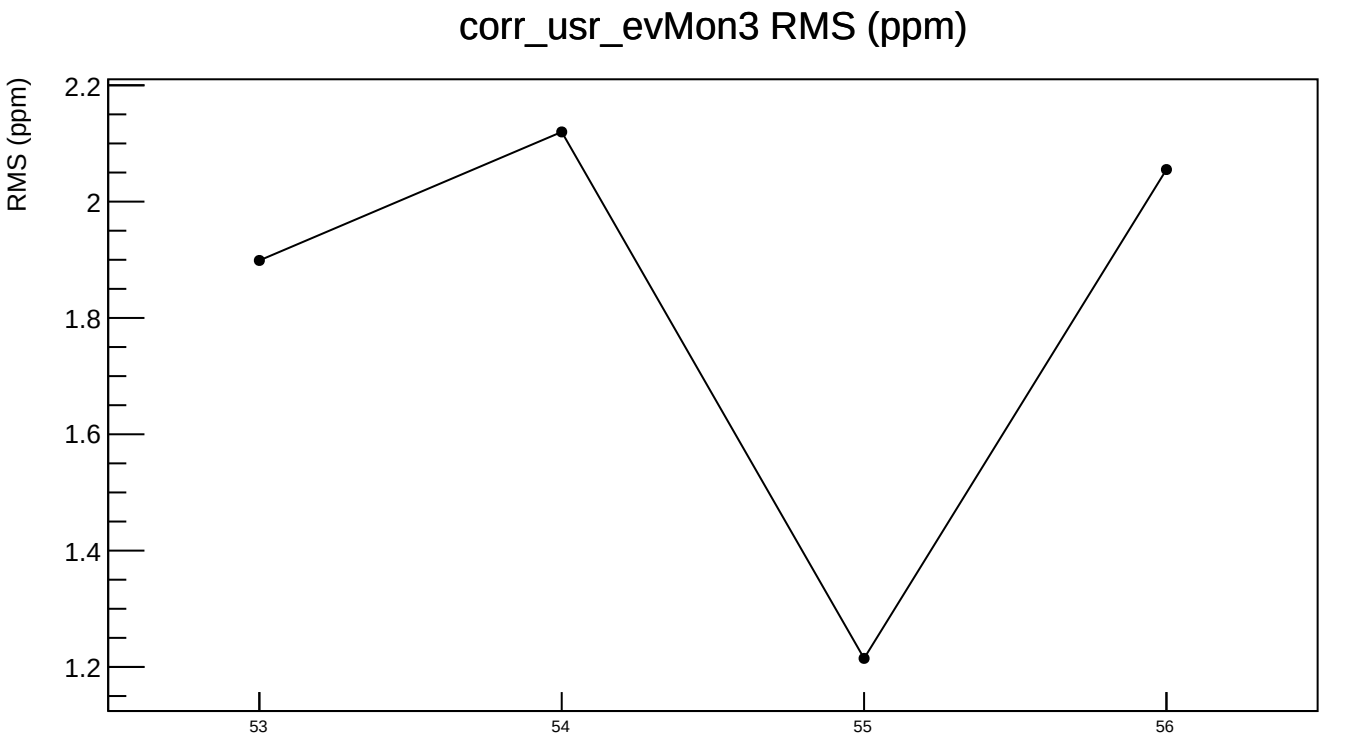
corr_usr_evMon3 RMS (ppm)
RMS (ppm)
2.2
2
1.8
1.6
1.4
1.2
53
54
55
56

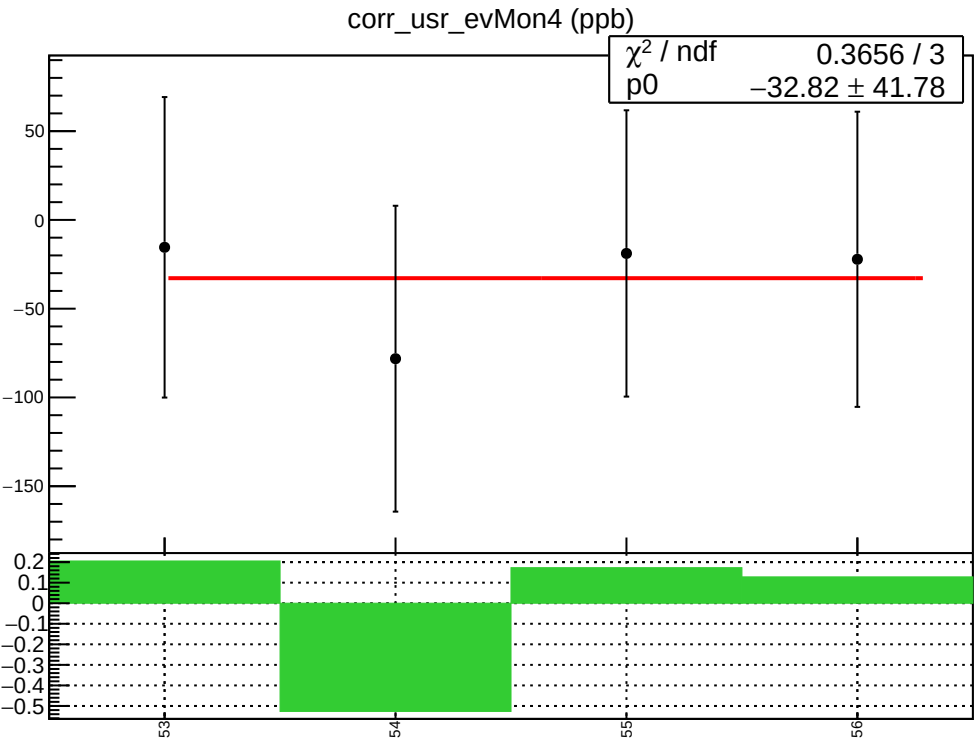
corr_usr_evMon4 (ppb)
χ² / ndf 0.3656 / 3
p0 −32.82 ± 41.78
50
0
−50
−100
−150
0.2
0.1
0
−0.1
−0.2
−0.3
−0.4
−0.5
53
54
55
56

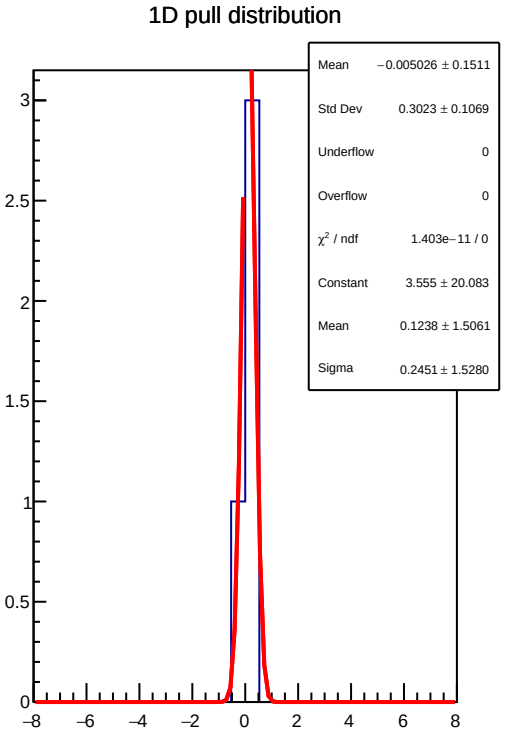
1D pull distribution
Mean −0.005026 ± 0.1511
Std Dev 0.3023 ± 0.1069
Underflow 0
Overflow 0
χ² / ndf 1.403e−11 / 0
Constant 3.555 ± 20.083
Mean 0.1238 ± 1.5061
Sigma 0.2451 ± 1.5280
3
2.5
2
1.5
1
0.5
0
−8
−6
−4
−2
0
2
4
6
8

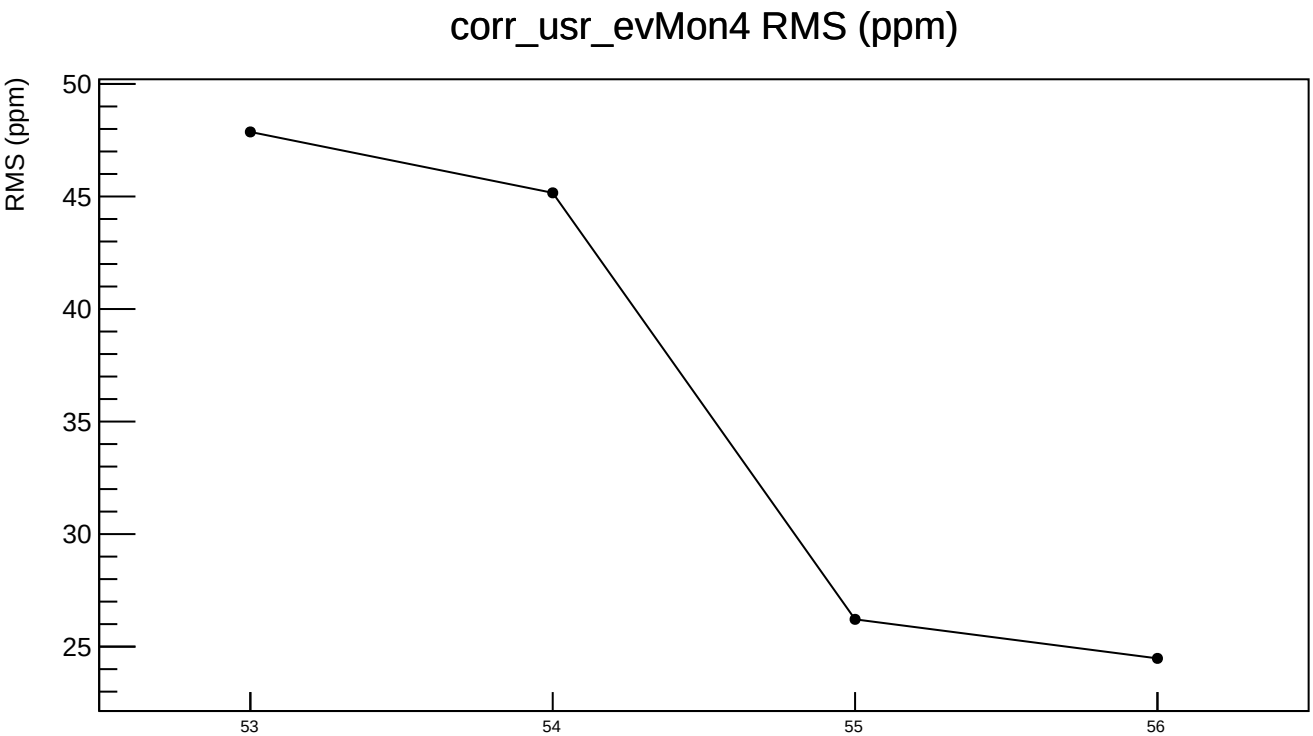
corr_usr_evMon4 RMS (ppm)
RMS (ppm)
50
45
40
35
30
25
53
54
55
56

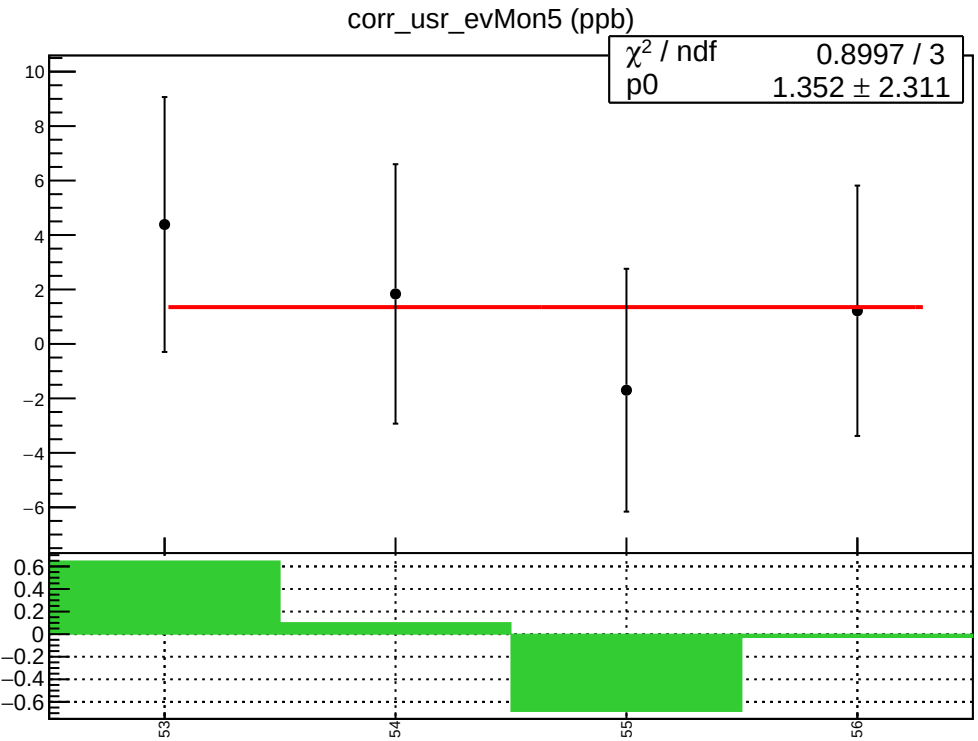
corr_usr_evMon5 (ppb)
χ² / ndf 0.8997 / 3
p0 1.352 ± 2.311
10
8
6
4
2
0
−2
−4
−6
0.6
0.4
0.2
0
−0.2
−0.4
−0.6
53
54
55
56

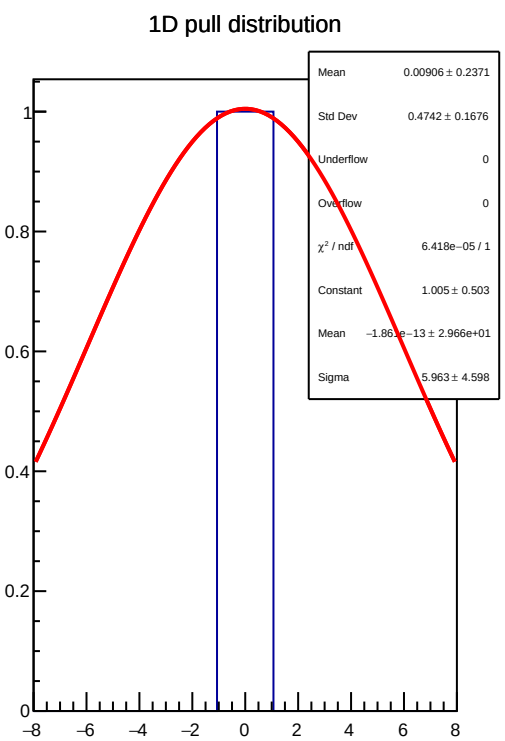
1D pull distribution
Mean 0.00906 ± 0.2371
Std Dev 0.4742 ± 0.1676
Underflow 0
Overflow 0
χ² / ndf 6.418e−05 / 1
Constant 1.005 ± 0.503
Mean −1.861e−13 ± 2.966e+01
Sigma 5.963 ± 4.598
1
0.8
0.6
0.4
0.2
0
−8
−6
−4
−2
0
2
4
6
8

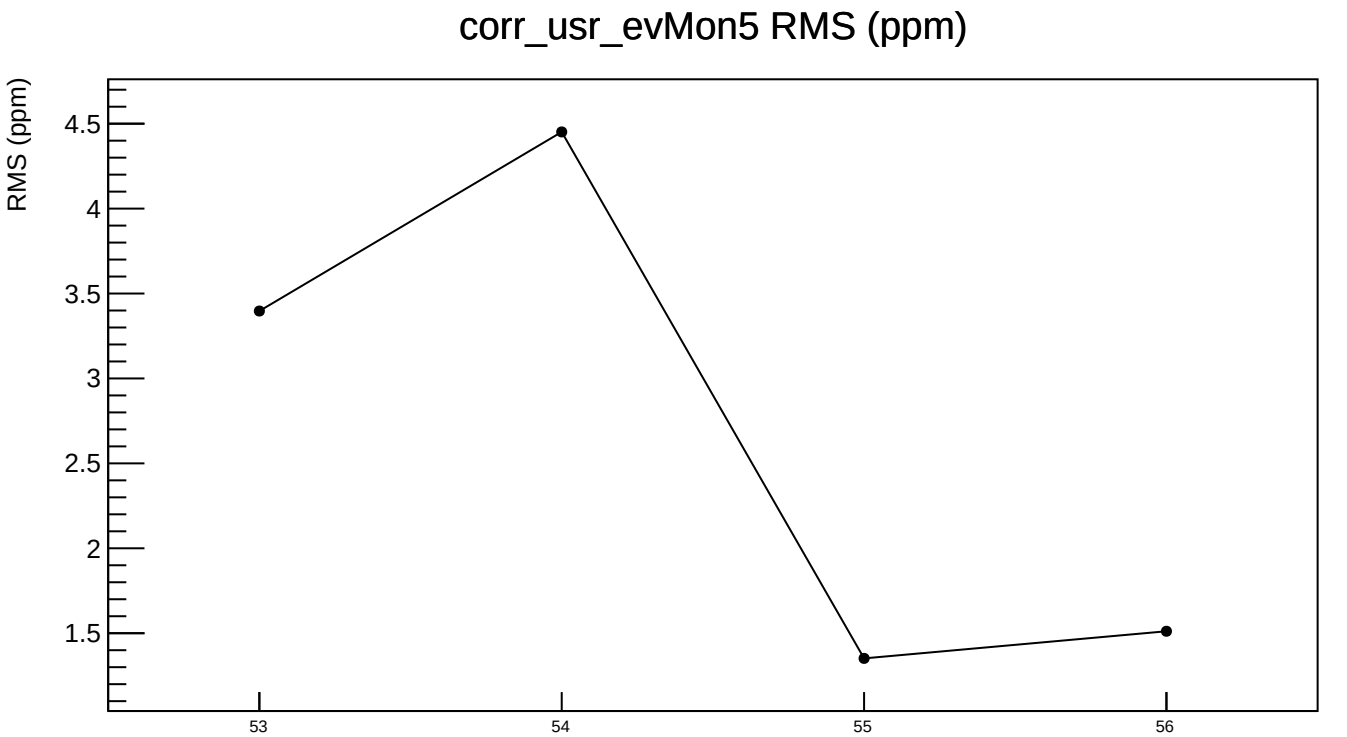
corr_usr_evMon5 RMS (ppm)
RMS (ppm)
4.5
4
3.5
3
2.5
2
1.5
53
54
55
56

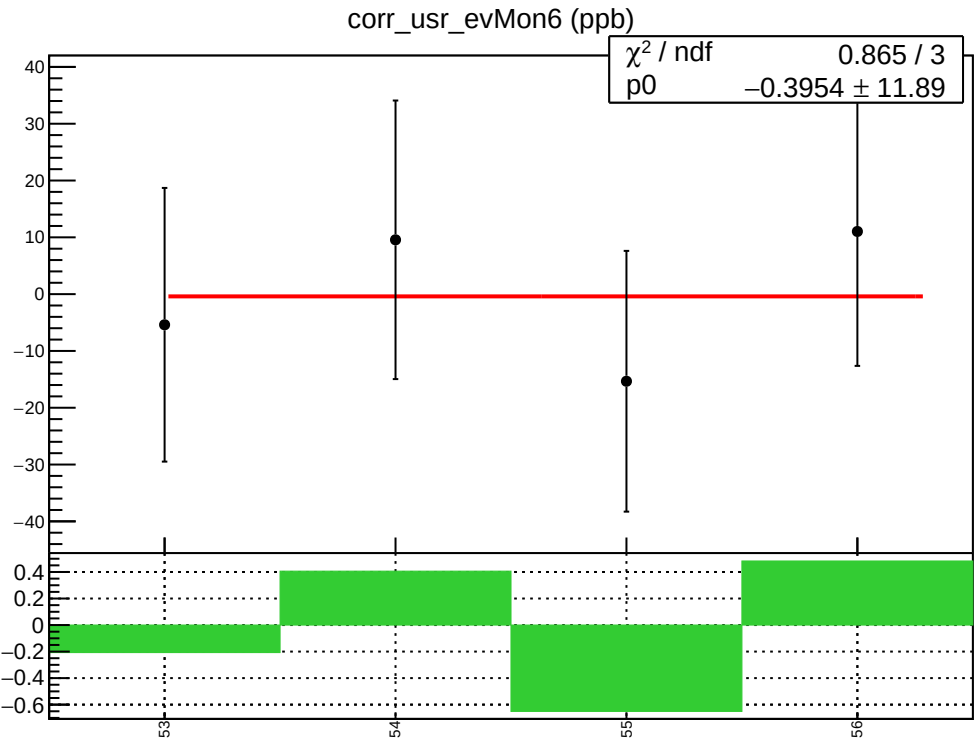
corr_usr_evMon6 (ppb)
χ² / ndf 0.865 / 3
p0 −0.3954 ± 11.89
40
30
20
10
0
−10
−20
−30
−40
0.4
0.2
0
−0.2
−0.4
−0.6
53
54
55
56

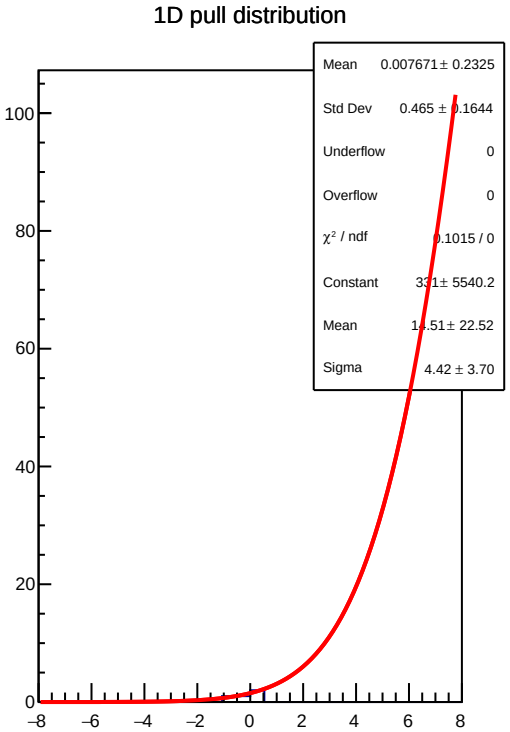
1D pull distribution
Mean 0.007671 ± 0.2325
Std Dev 0.465 ± 0.1644
Underflow 0
Overflow 0
χ² / ndf 0.1015 / 0
Constant 331 ± 5540.2
Mean 14.51 ± 22.52
Sigma 4.42 ± 3.70
100
80
60
40
20
0
−8
−6
−4
−2
0
2
4
6
8

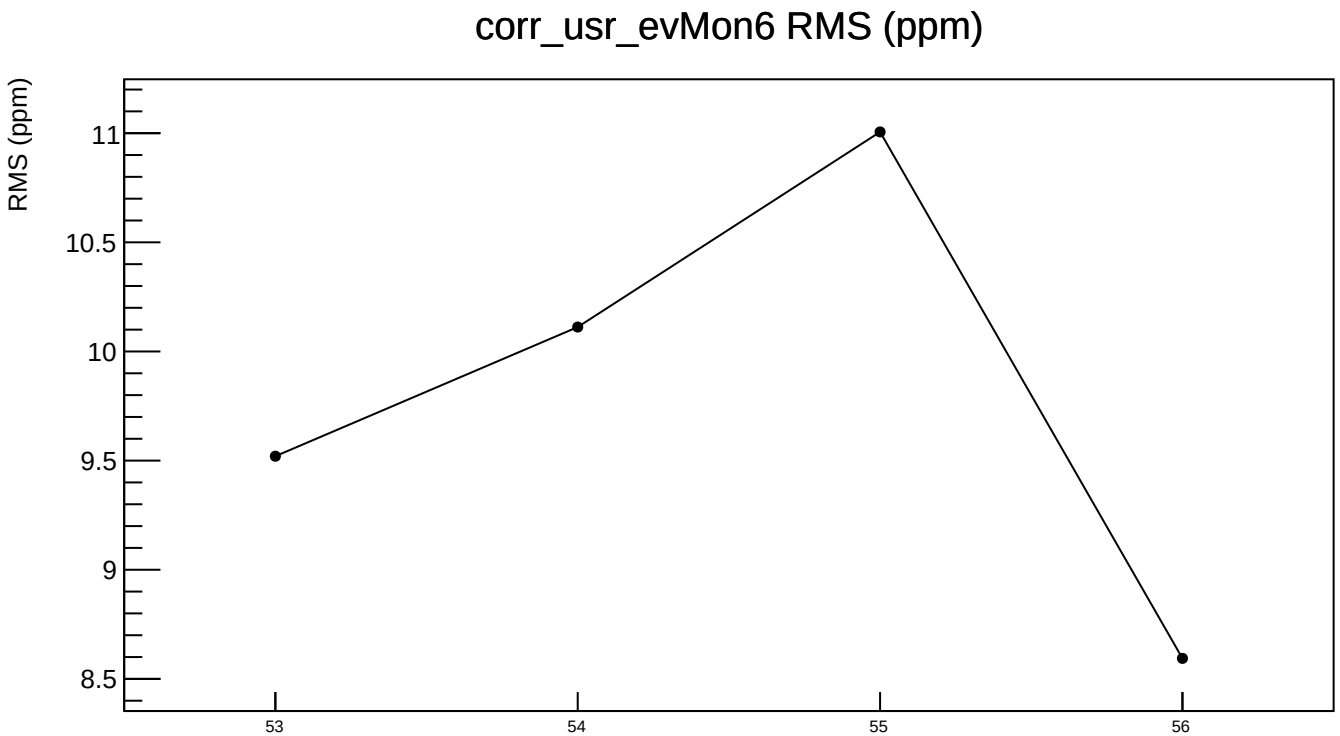
corr_usr_evMon6 RMS (ppm)
RMS (ppm)
11
10.5
10
9.5
9
8.5
53
54
55
56

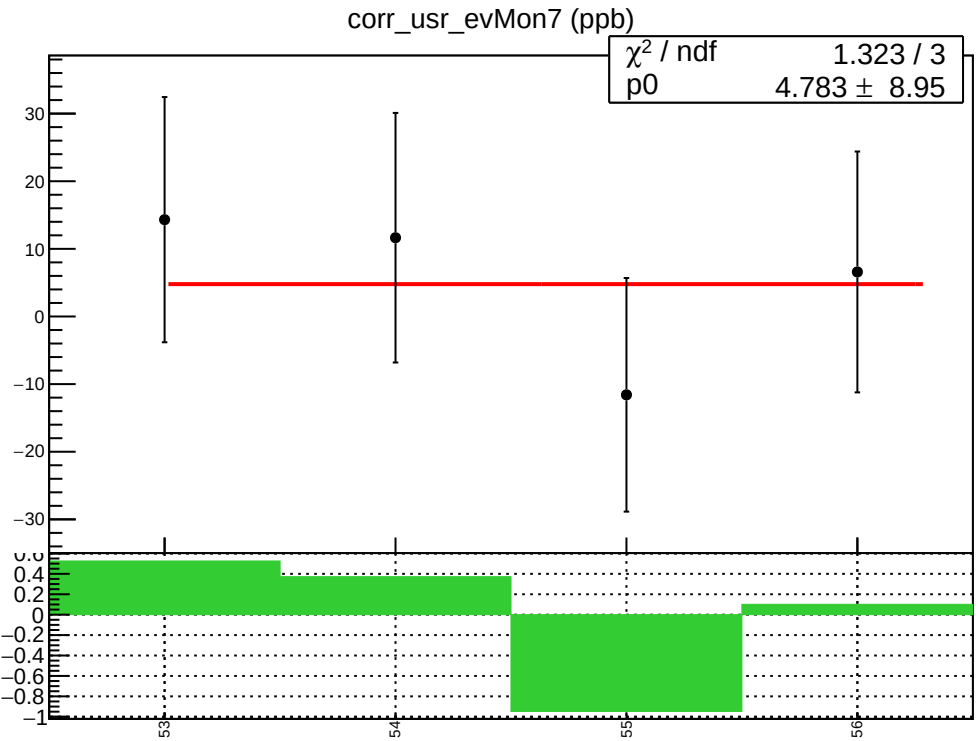
corr_usr_evMon7 (ppb)
χ² / ndf 1.323 / 3
p0 4.783 ± 8.95
30
20
10
0
−10
−20
−30
0.6
0.4
0.2
0
−0.2
−0.4
−0.6
−0.8
−1
53
54
55
56

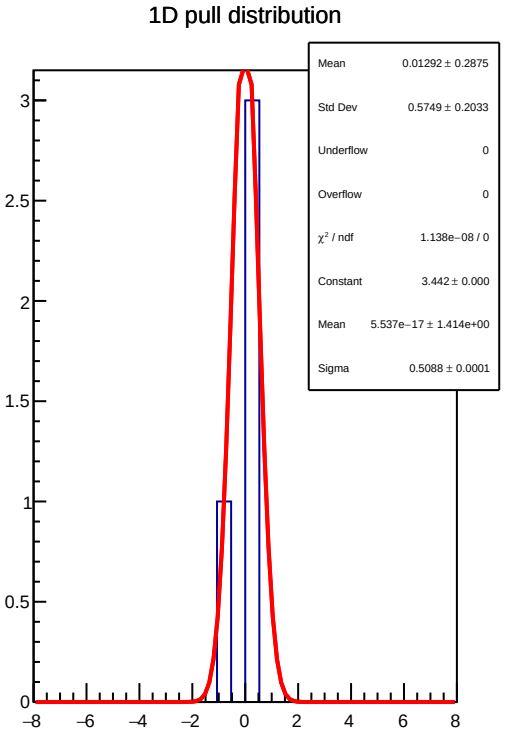
1D pull distribution
Mean 0.01292 ± 0.2875
Std Dev 0.5749 ± 0.2033
Underflow 0
Overflow 0
χ² / ndf 1.138e−08 / 0
Constant 3.442 ± 0.000
Mean 5.537e−17 ± 1.414e+00
Sigma 0.5088 ± 0.0001
3
2.5
2
1.5
1
0.5
0
−8
−6
−4
−2
0
2
4
6
8

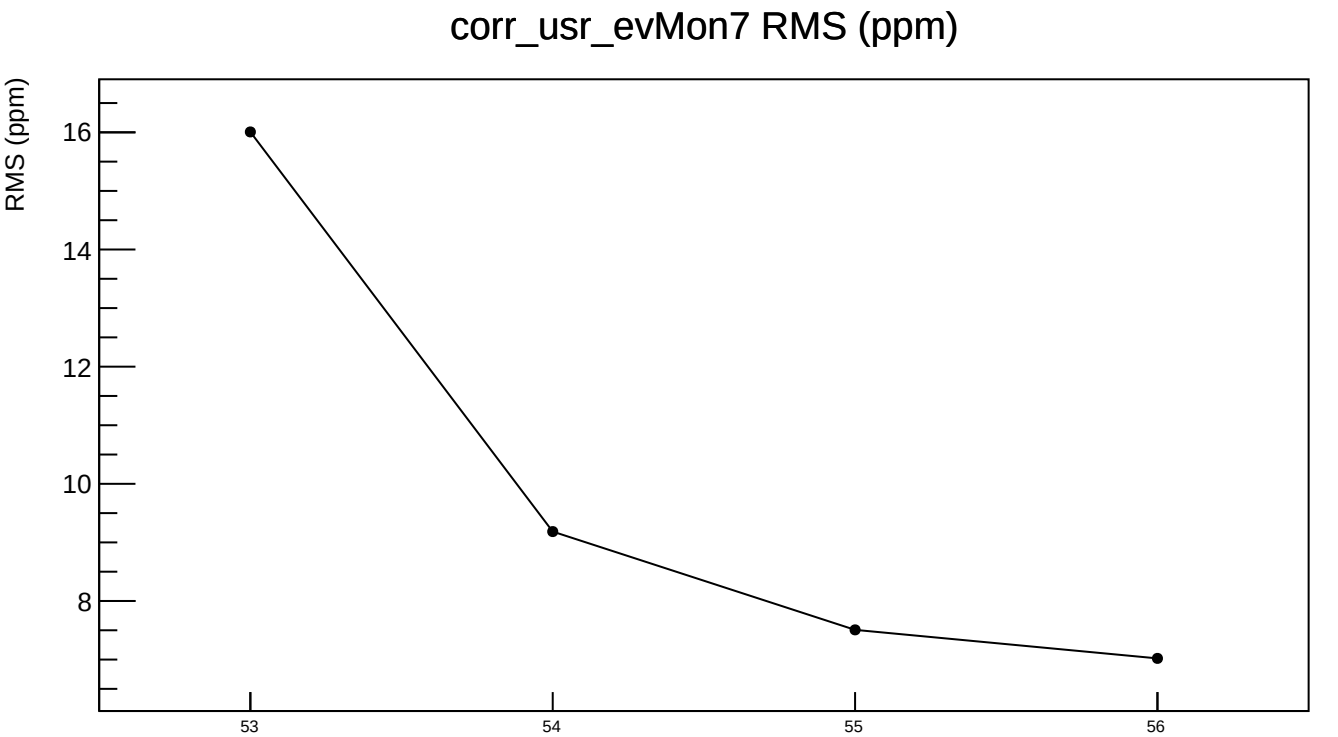
corr_usr_evMon7 RMS (ppm)
RMS (ppm)
16
14
12
10
8
53
54
55
56

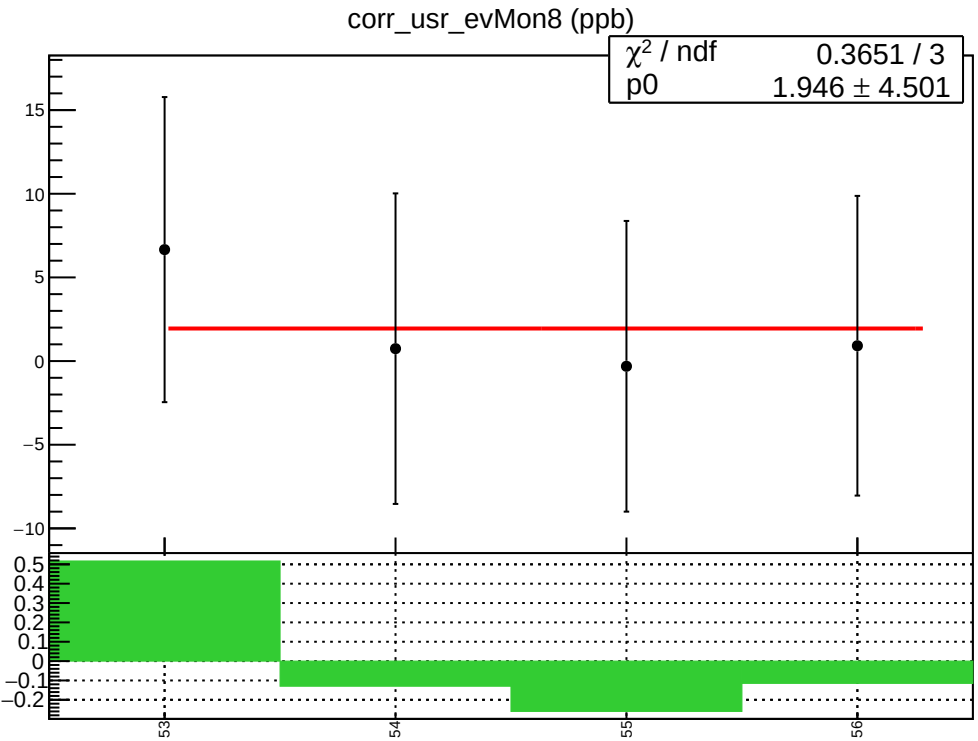
corr_usr_evMon8 (ppb)
χ² / ndf 0.3651 / 3
p0 1.946 ± 4.501
15
10
5
0
−5
−10
0.5
0.4
0.3
0.2
0.1
0
−0.1
−0.2
53
54
55
56

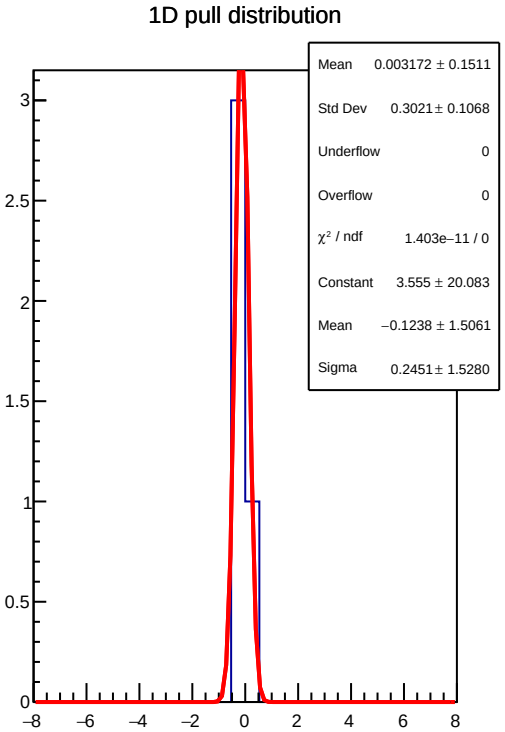
1D pull distribution
Mean 0.003172 ± 0.1511
Std Dev 0.3021 ± 0.1068
Underflow 0
Overflow 0
χ² / ndf 1.403e−11 / 0
Constant 3.555 ± 20.083
Mean −0.1238 ± 1.5061
Sigma 0.2451 ± 1.5280
3
2.5
2
1.5
1
0.5
0
−8
−6
−4
−2
0
2
4
6
8

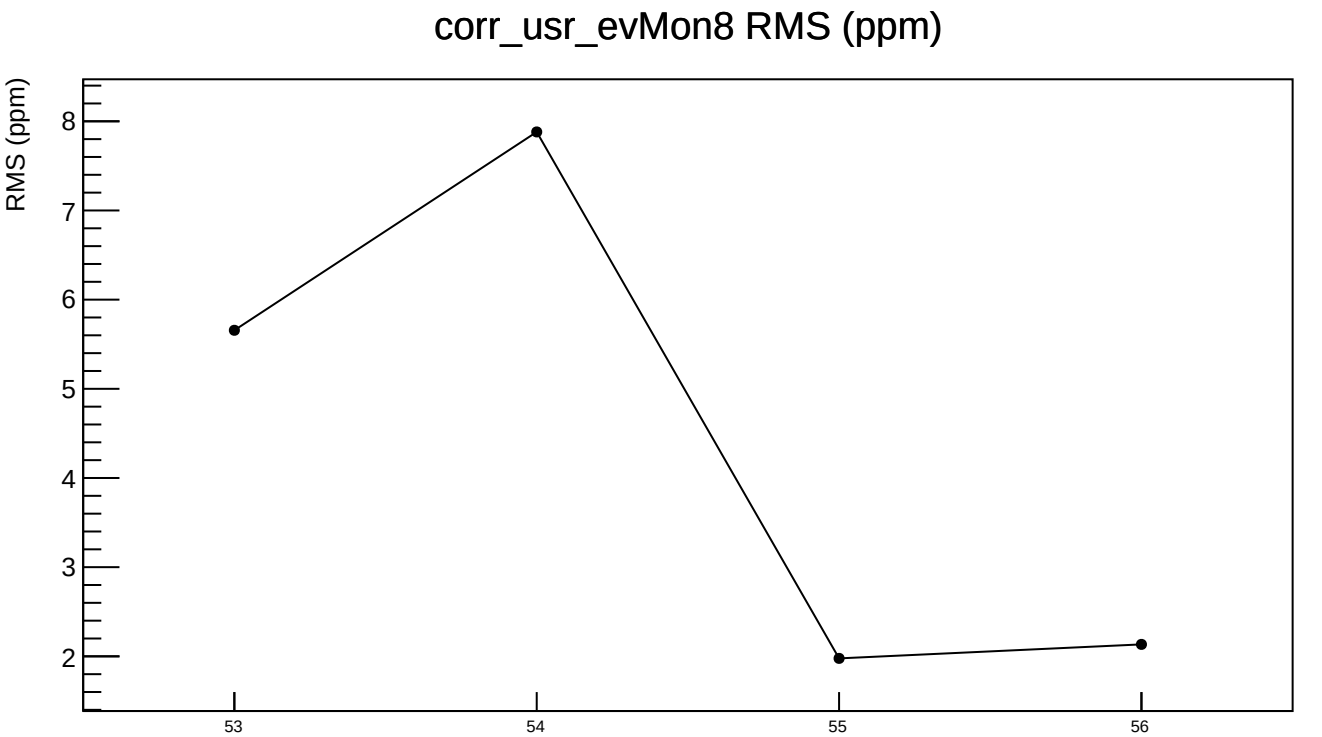
corr_usr_evMon8 RMS (ppm)
RMS (ppm)
8
7
6
5
4
3
2
53
54
55
56

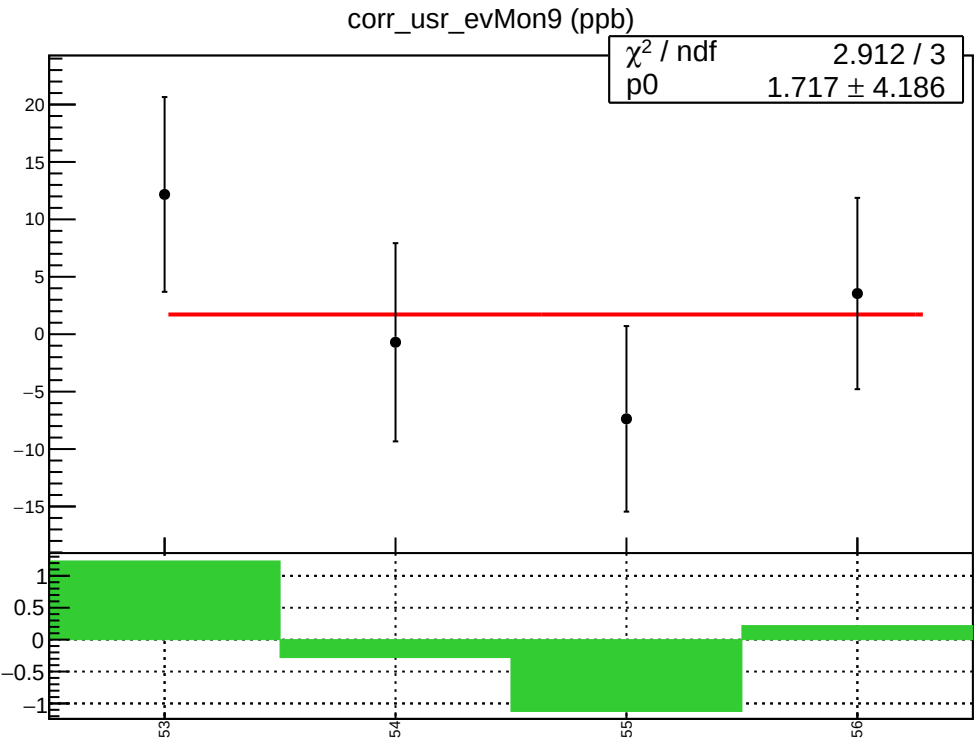
corr_usr_evMon9 (ppb)
χ² / ndf 2.912 / 3
p0 1.717 ± 4.186
20
15
10
5
0
−5
−10
−15
1
0.5
0
−0.5
−1
53
54
55
56

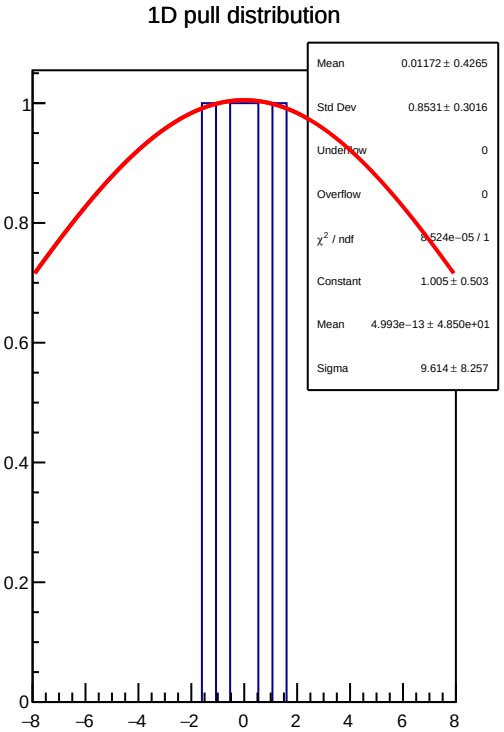
1D pull distribution
Mean 0.01172 ± 0.4265
Std Dev 0.8531 ± 0.3016
Underflow 0
Overflow 0
χ² / ndf 8.524e−05 / 1
Constant 1.005 ± 0.503
Mean 4.993e−13 ± 4.850e+01
Sigma 9.614 ± 8.257
1
0.8
0.6
0.4
0.2
0
−8
−6
−4
−2
0
2
4
6
8

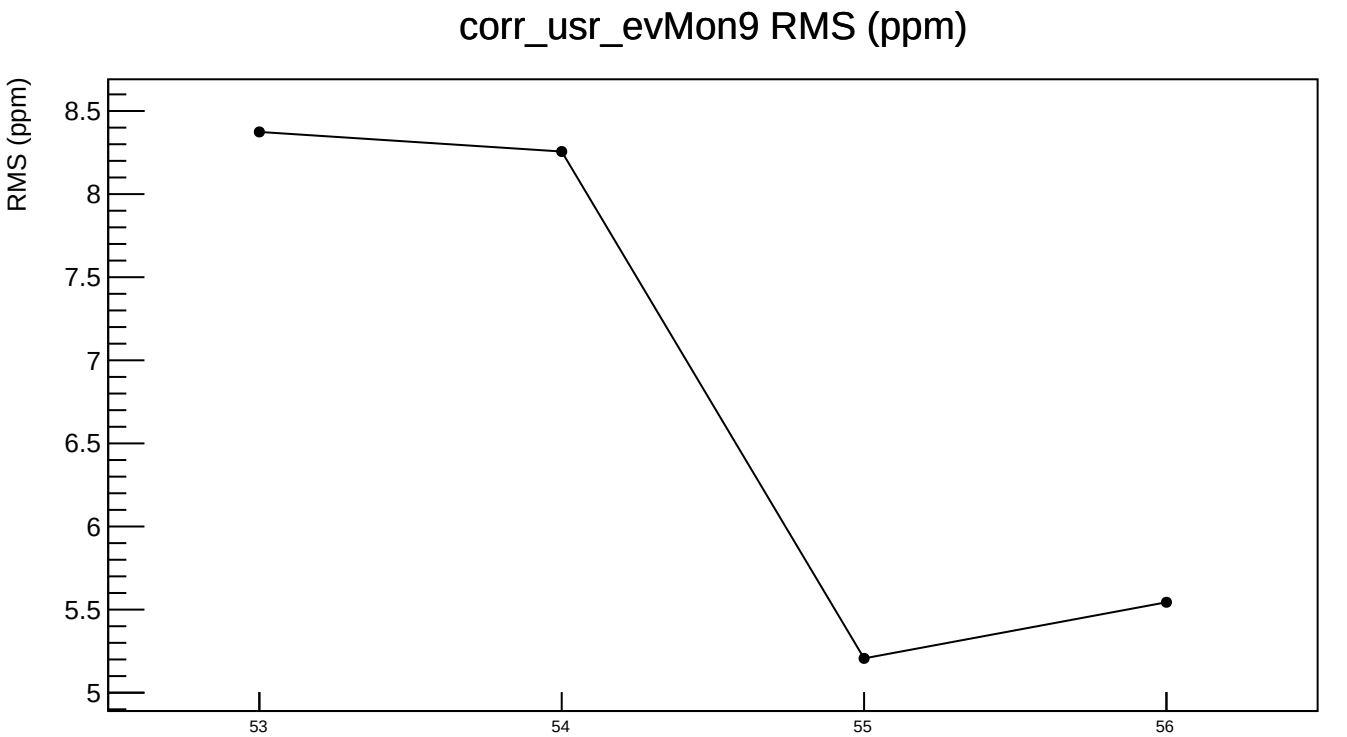
corr_usr_evMon9 RMS (ppm)
RMS (ppm)
8.5
8
7.5
7
6.5
6
5.5
5
53
54
55
56

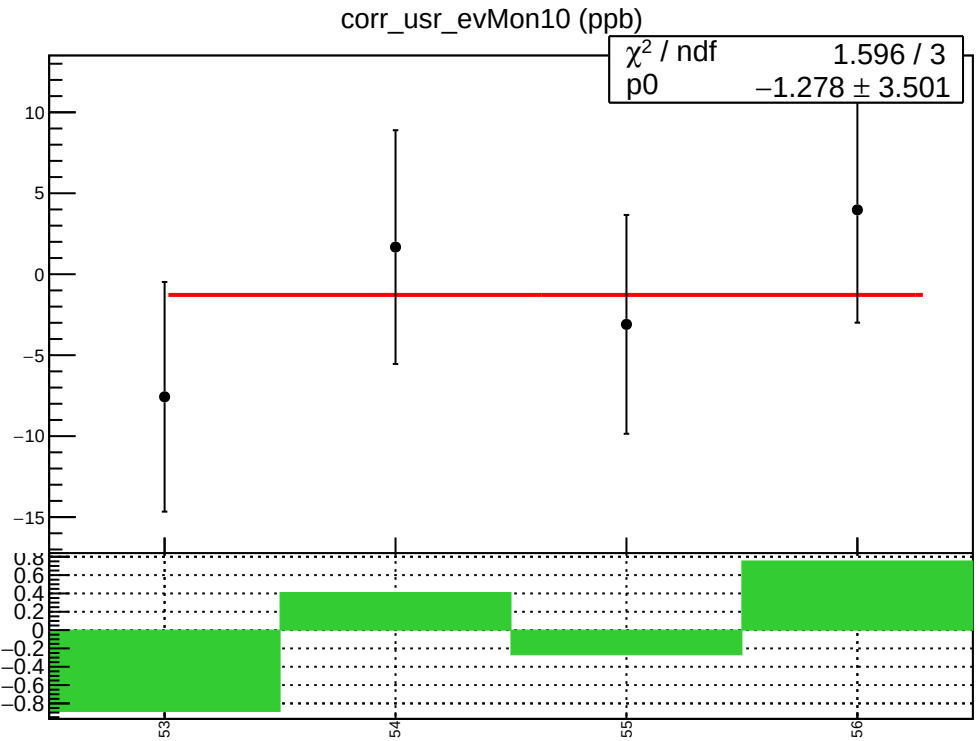
corr_usr_evMon10 (ppb)
χ² / ndf 1.596 / 3
p0 −1.278 ± 3.501
10
5
0
−5
−10
−15
0.8
0.6
0.4
0.2
0
−0.2
−0.4
−0.6
−0.8
53
54
55
56

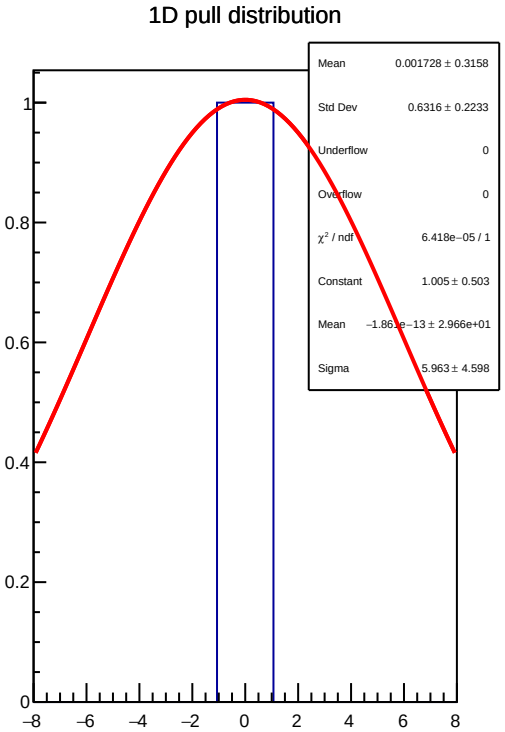
1D pull distribution
Mean 0.001728 ± 0.3158
Std Dev 0.6316 ± 0.2233
Underflow 0
Overflow 0
χ² / ndf 6.418e−05 / 1
Constant 1.005 ± 0.503
Mean −1.861e−13 ± 2.966e+01
Sigma 5.963 ± 4.598
1
0.8
0.6
0.4
0.2
0
−8
−6
−4
−2
0
2
4
6
8

corr_usr_evMon10 RMS (ppm)

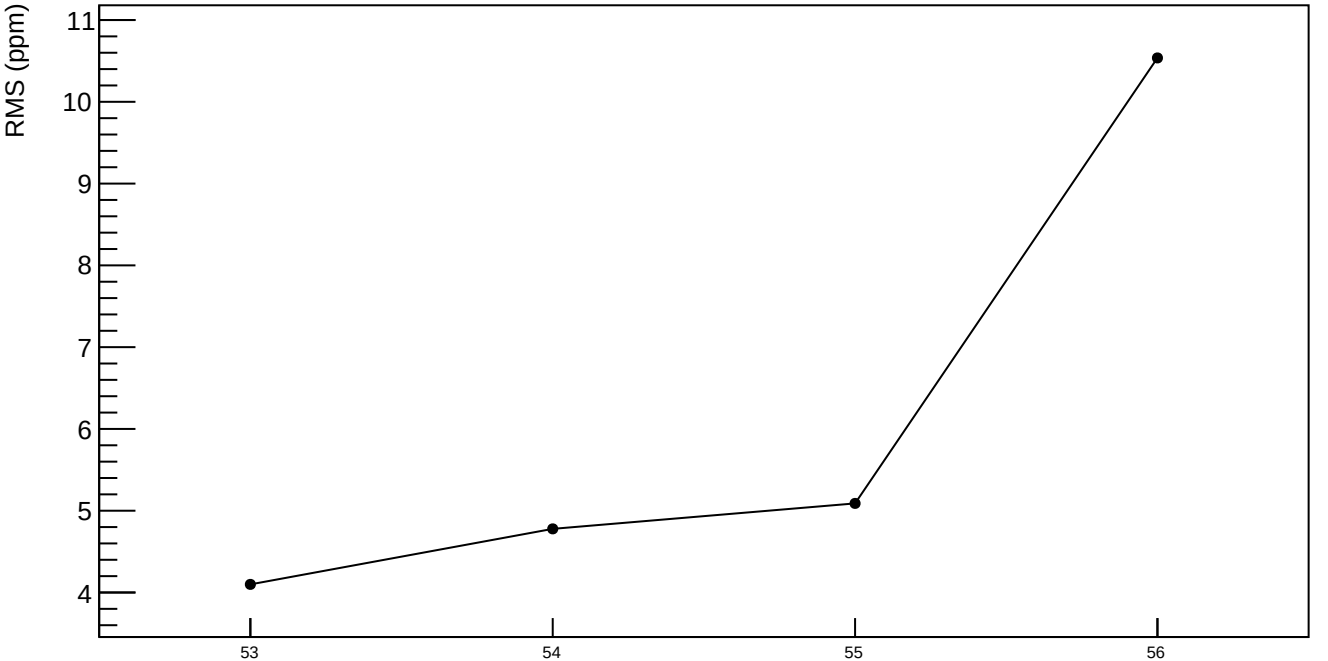

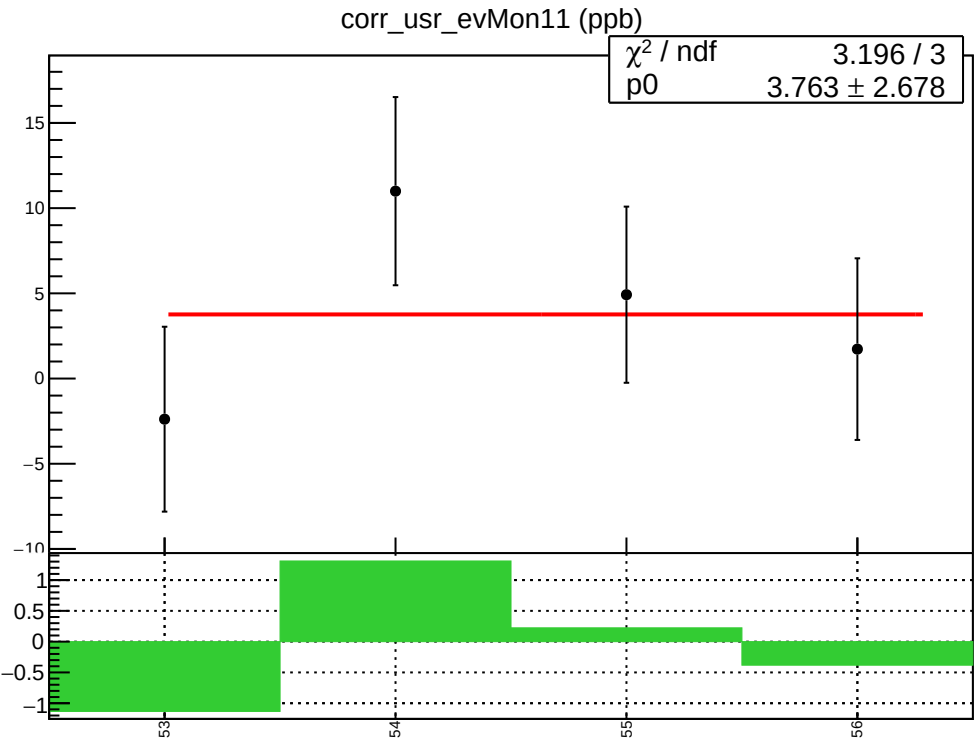
corr_usr_evMon11 (ppb)
χ² / ndf 3.196 / 3
p0 3.763 ± 2.678
15
10
5
0
−5
−10
1
0.5
0
−0.5
−1
53
54
55
56

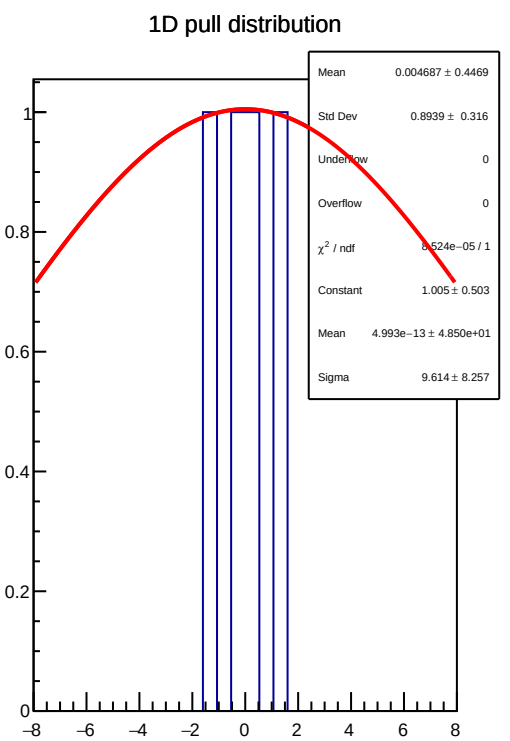
1D pull distribution
Mean 0.004687 ± 0.4469
Std Dev 0.8939 ± 0.316
Underflow 0
Overflow 0
χ² / ndf 8.524e−05 / 1
Constant 1.005 ± 0.503
Mean 4.993e−13 ± 4.850e+01
Sigma 9.614 ± 8.257
1
0.8
0.6
0.4
0.2
0
−8
−6
−4
−2
0
2
4
6
8

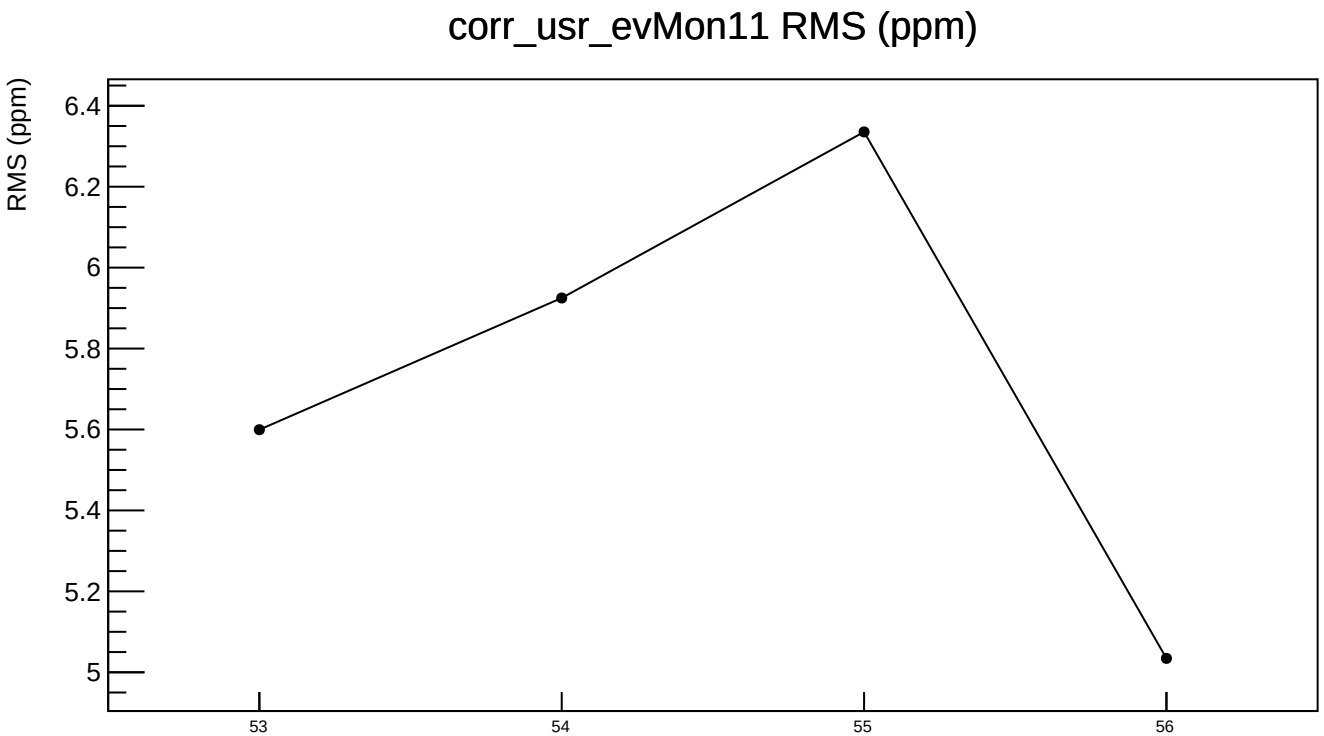
corr_usr_evMon11 RMS (ppm)
RMS (ppm)
6.4
6.2
6
5.8
5.6
5.4
5.2
5
53
54
55
56