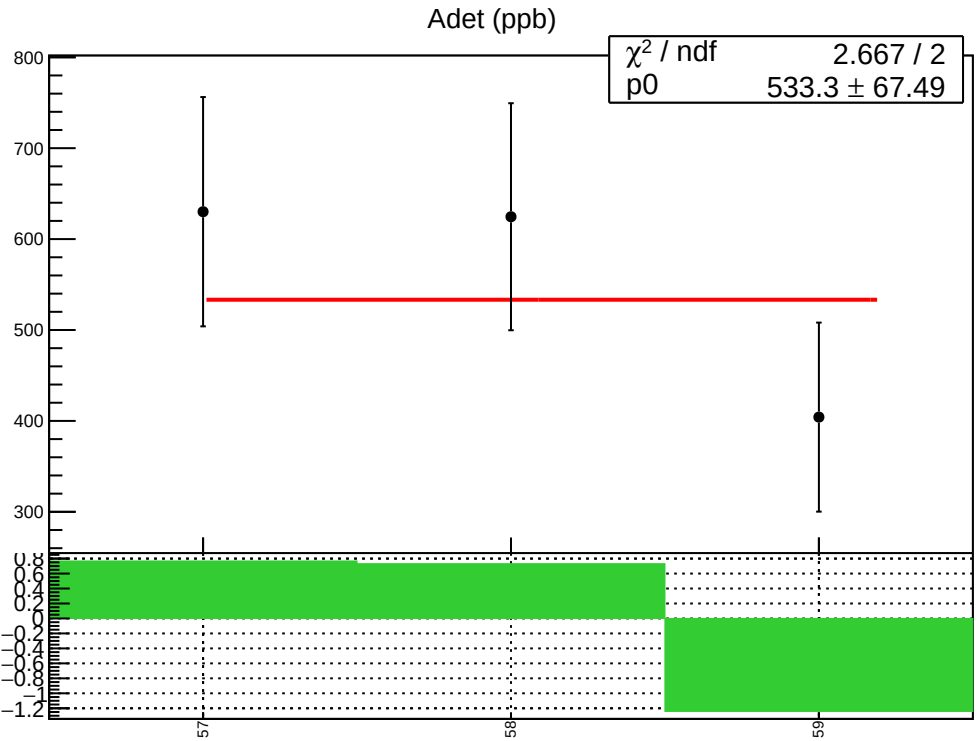
Adet (ppb)
χ² / ndf 2.667 / 2
p0 533.3 ± 67.49
800
700
600
500
400
300
0.8
0.6
0.4
0.2
0
−0.2
−0.4
−0.6
−0.8
−1
−1.2
57
58
59

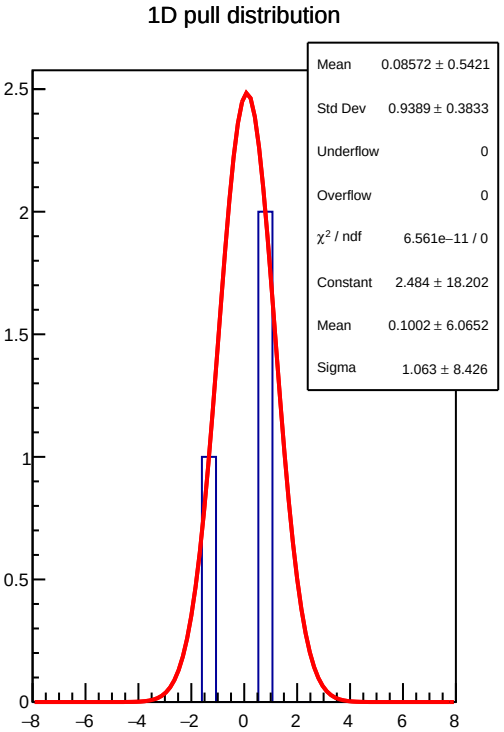
1D pull distribution
Mean 0.08572 ± 0.5421
Std Dev 0.9389 ± 0.3833
Underflow 0
Overflow 0
χ² / ndf 6.561e−11 / 0
Constant 2.484 ± 18.202
Mean 0.1002 ± 6.0652
Sigma 1.063 ± 8.426
2.5
2
1.5
1
0.5
0
−8
−6
−4
−2
0
2
4
6
8

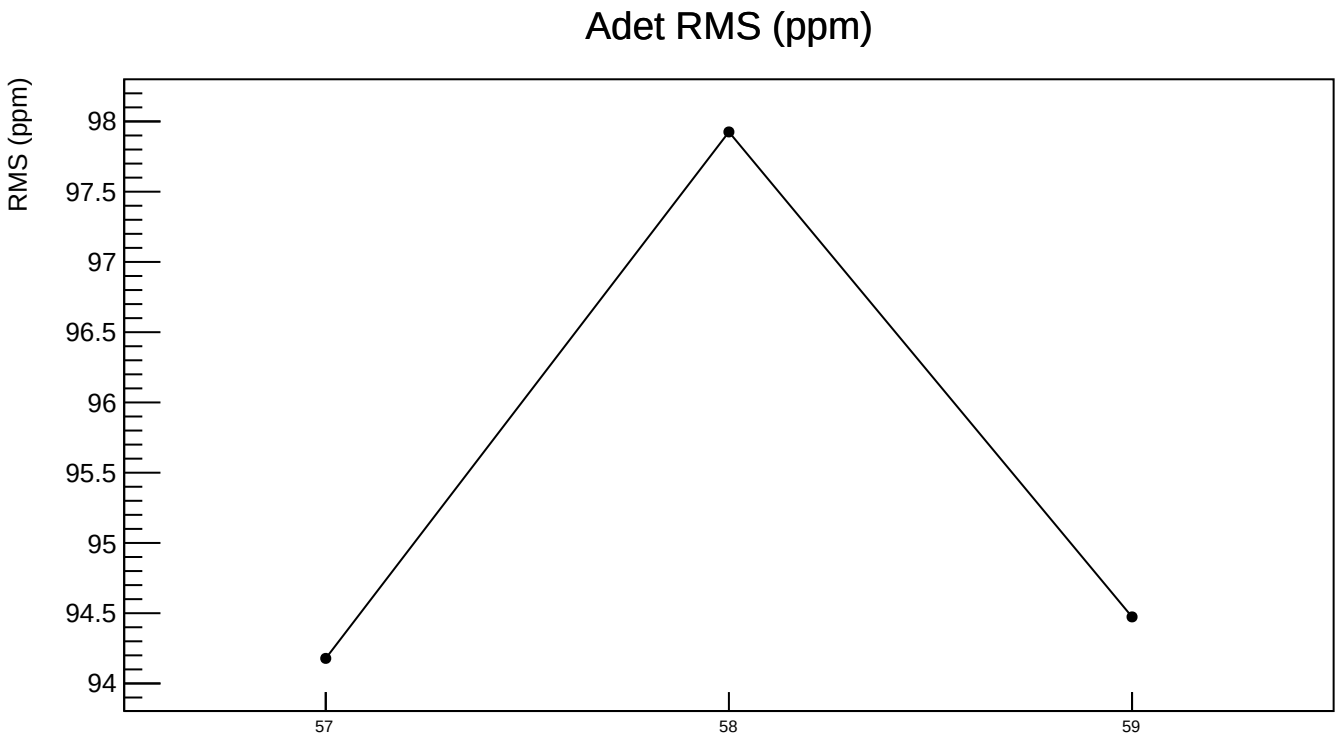
Adet RMS (ppm)
RMS (ppm)
98
97.5
97
96.5
96
95.5
95
94.5
94
57
58
59

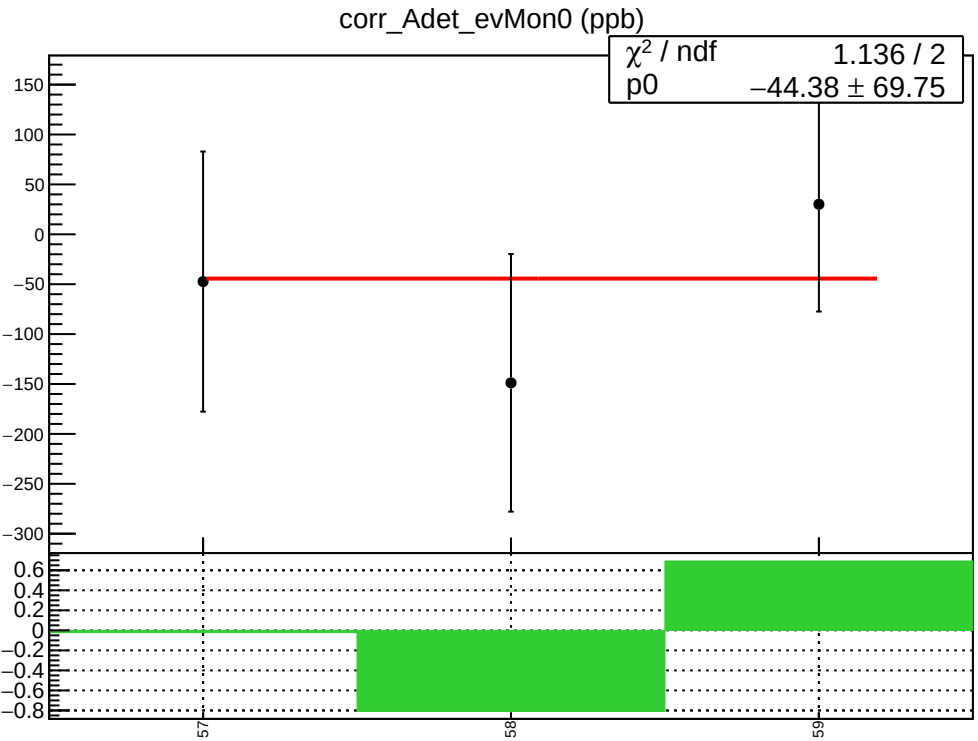
corr_Adet_evMon0 (ppb)
χ² / ndf 1.136 / 2
p0 −44.38 ± 69.75
150
100
50
0
−50
−100
−150
−200
−250
−300
0.6
0.4
0.2
0
−0.2
−0.4
−0.6
−0.8
57
58
59

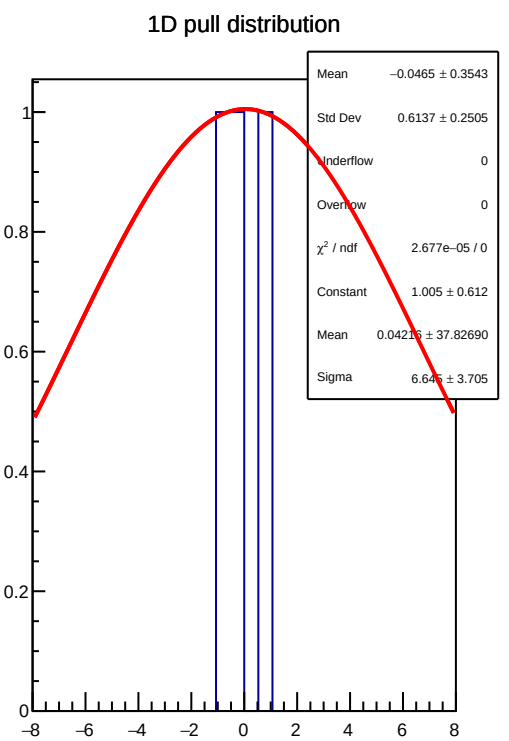
1D pull distribution
Mean −0.0465 ± 0.3543
Std Dev 0.6137 ± 0.2505
Underflow 0
Overflow 0
χ² / ndf 2.677e−05 / 0
Constant 1.005 ± 0.612
Mean 0.04216 ± 37.82690
Sigma 6.645 ± 3.705
1
0.8
0.6
0.4
0.2
0
−8
−6
−4
−2
0
2
4
6
8

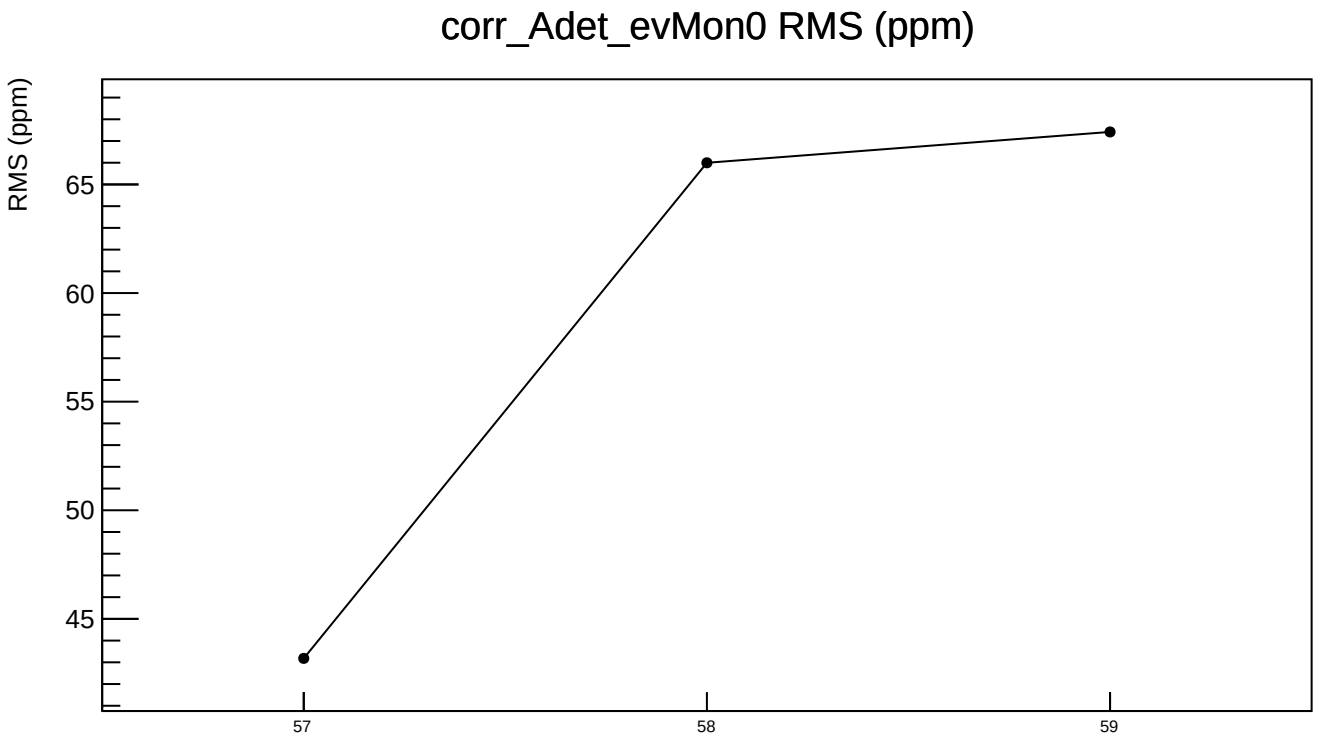
corr_Adet_evMon0 RMS (ppm)
RMS (ppm)
65
60
55
50
45
57
58
59

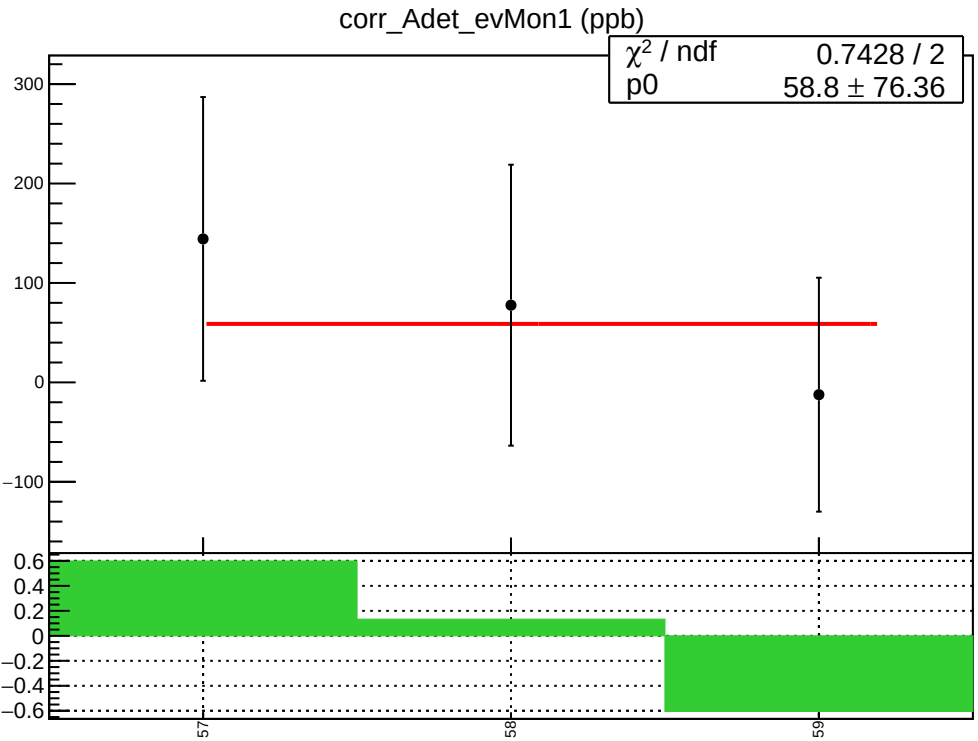
corr_Adet_evMon1 (ppb)
χ² / ndf 0.7428 / 2
p0 58.8 ± 76.36
300
200
100
0
−100
0.6
0.4
0.2
0
−0.2
−0.4
−0.6
57
58
59

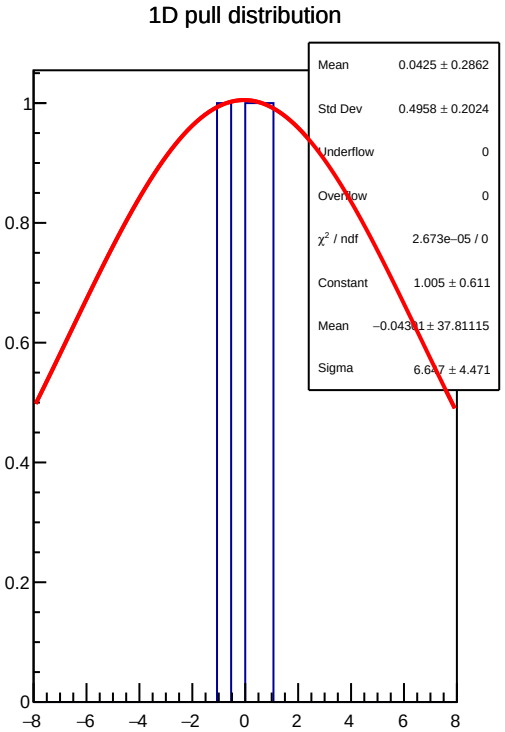
1D pull distribution
Mean 0.0425 ± 0.2862
Std Dev 0.4958 ± 0.2024
Underflow 0
Overflow 0
χ² / ndf 2.673e−05 / 0
Constant 1.005 ± 0.611
Mean −0.0431 ± 37.81115
Sigma 6.67 ± 4.471
1
0.8
0.6
0.4
0.2
0
−8
−6
−4
−2
0
2
4
6
8

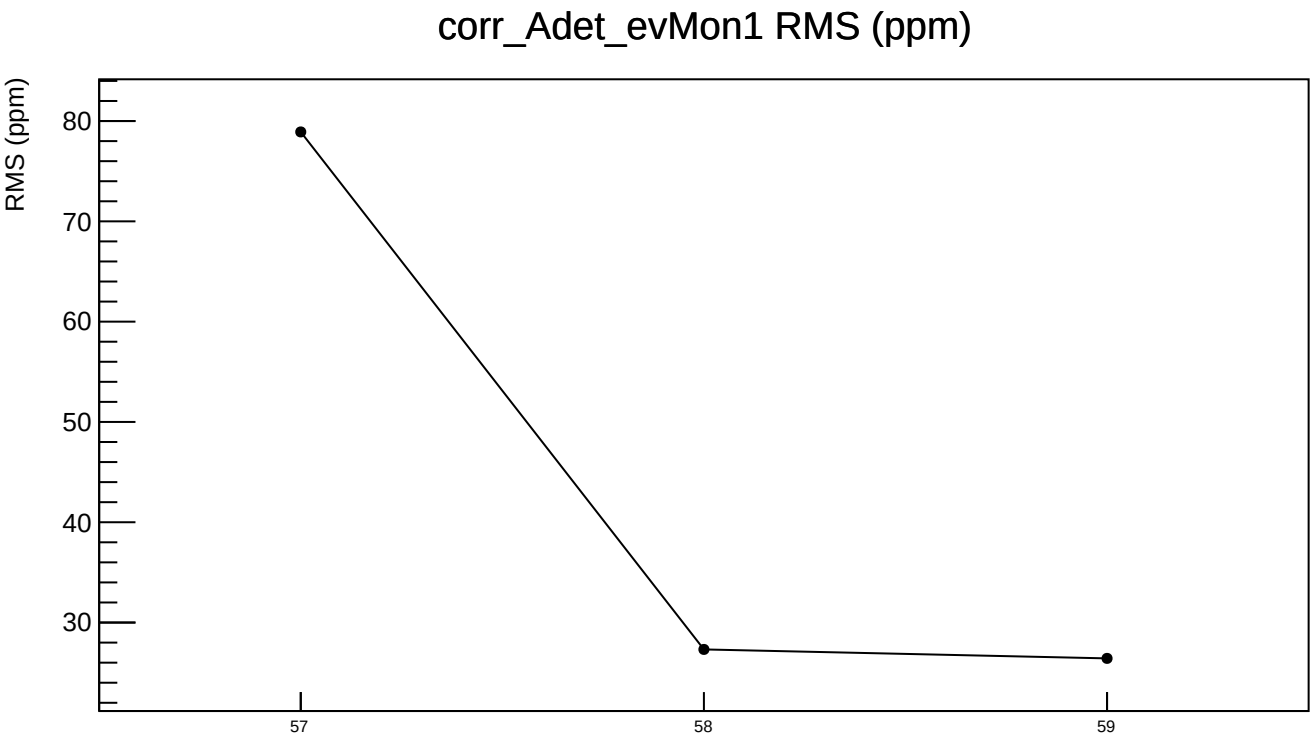
corr_Adet_evMon1 RMS (ppm)
RMS (ppm)
80
70
60
50
40
30
57
58
59

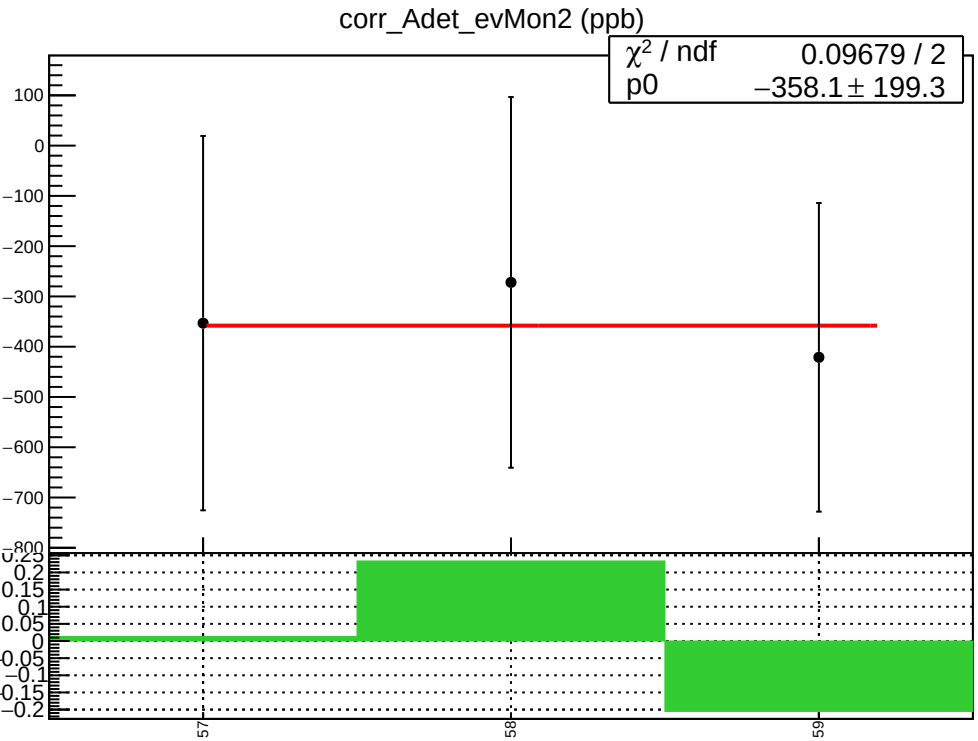
corr_Adet_evMon2 (ppb)
χ² / ndf 0.09679 / 2
p0 −358.1 ± 199.3
100
0
−100
−200
−300
−400
−500
−600
−700
−800
0.2
0.15
0.1
0.05
0
−0.05
−0.1
−0.15
−0.2
57
58
59

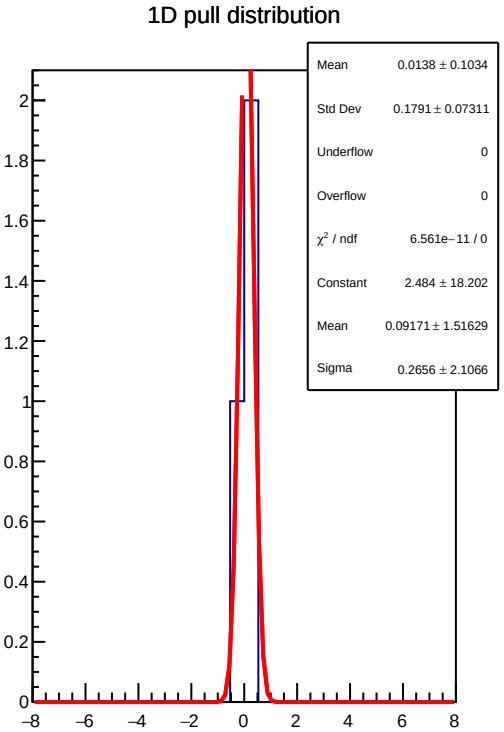
1D pull distribution
Mean 0.0138 ± 0.1034
Std Dev 0.1791 ± 0.07311
Underflow 0
Overflow 0
χ² / ndf 6.561e−11 / 0
Constant 2.484 ± 18.202
Mean 0.09171 ± 1.51629
Sigma 0.2656 ± 2.1066
2
1.8
1.6
1.4
1.2
1
0.8
0.6
0.4
0.2
0
−8
−6
−4
−2
0
2
4
6
8

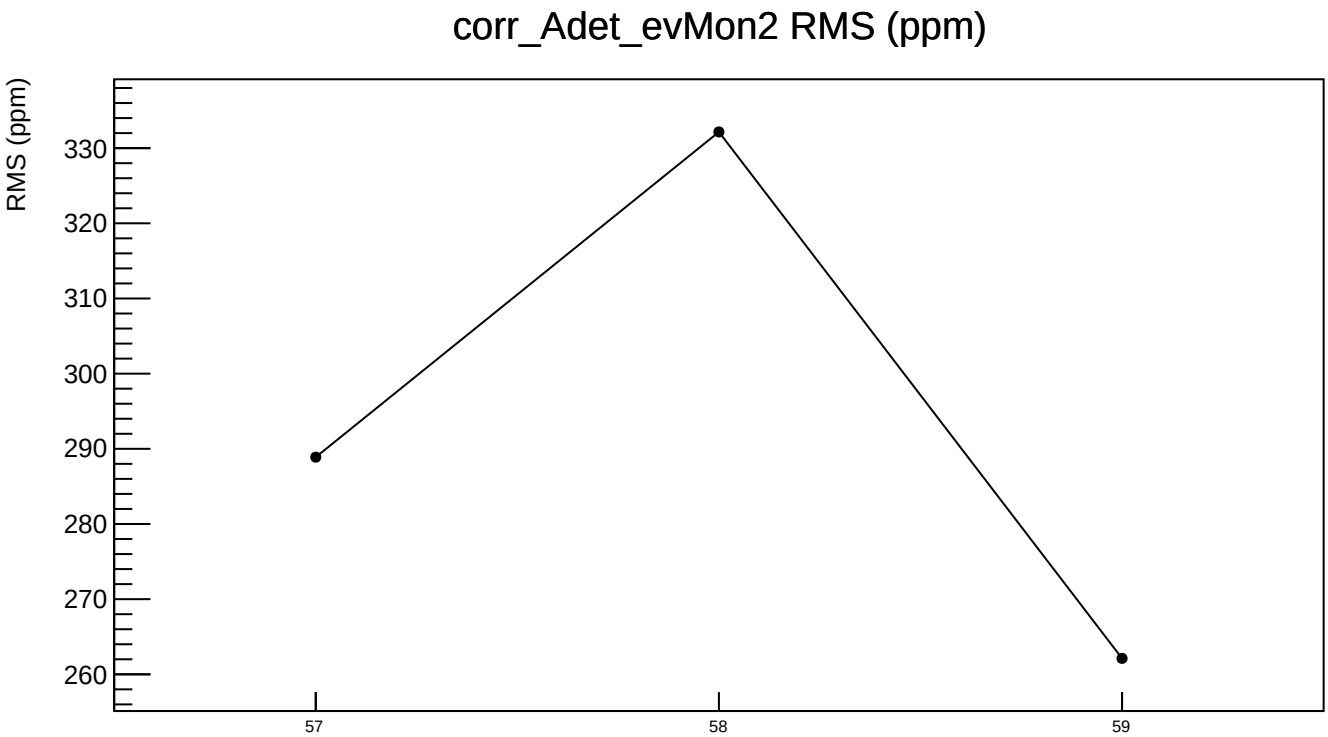
corr_Adet_evMon2 RMS (ppm)
RMS (ppm)
330
320
310
300
290
280
270
260
57
58
59

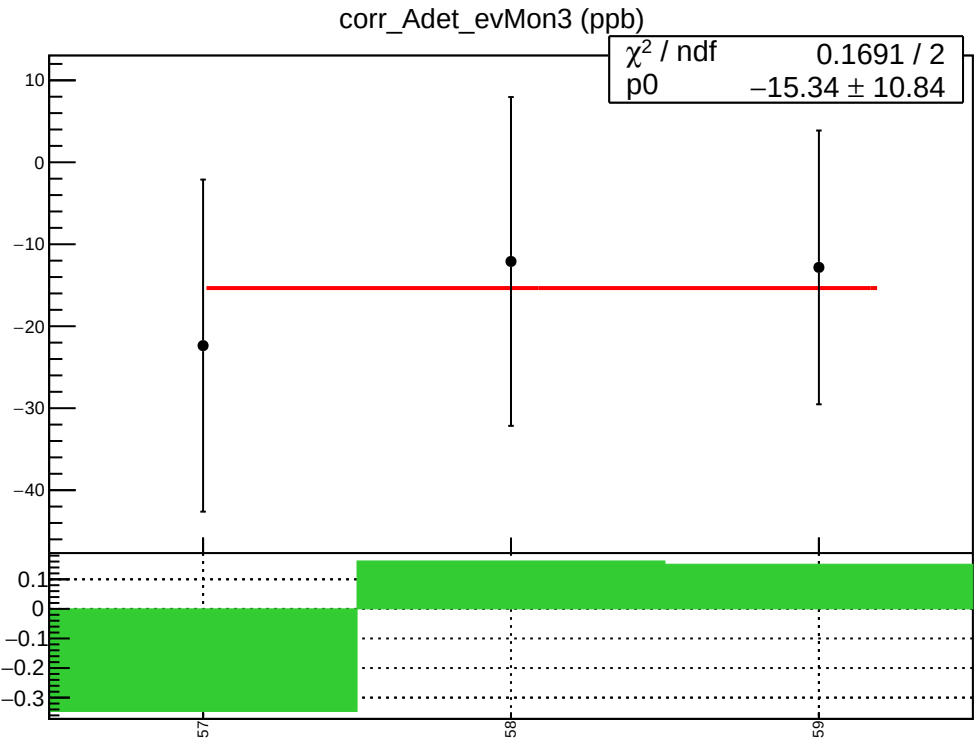
corr_Adet_evMon3 (ppb)
χ² / ndf 0.1691 / 2
p0 −15.34 ± 10.84
10
0
−10
−20
−30
−40
0.1
0
−0.1
−0.2
−0.3
57
58
59

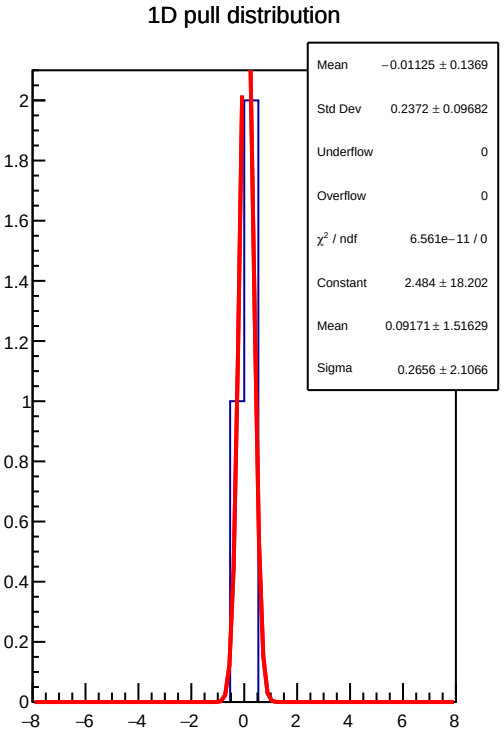
1D pull distribution
Mean −0.01125 ± 0.1369
Std Dev 0.2372 ± 0.09682
Underflow 0
Overflow 0
χ² / ndf 6.561e−11 / 0
Constant 2.484 ± 18.202
Mean 0.09171 ± 1.51629
Sigma 0.2656 ± 2.1066
2
1.8
1.6
1.4
1.2
1
0.8
0.6
0.4
0.2
0
−8
−6
−4
−2
0
2
4
6
8

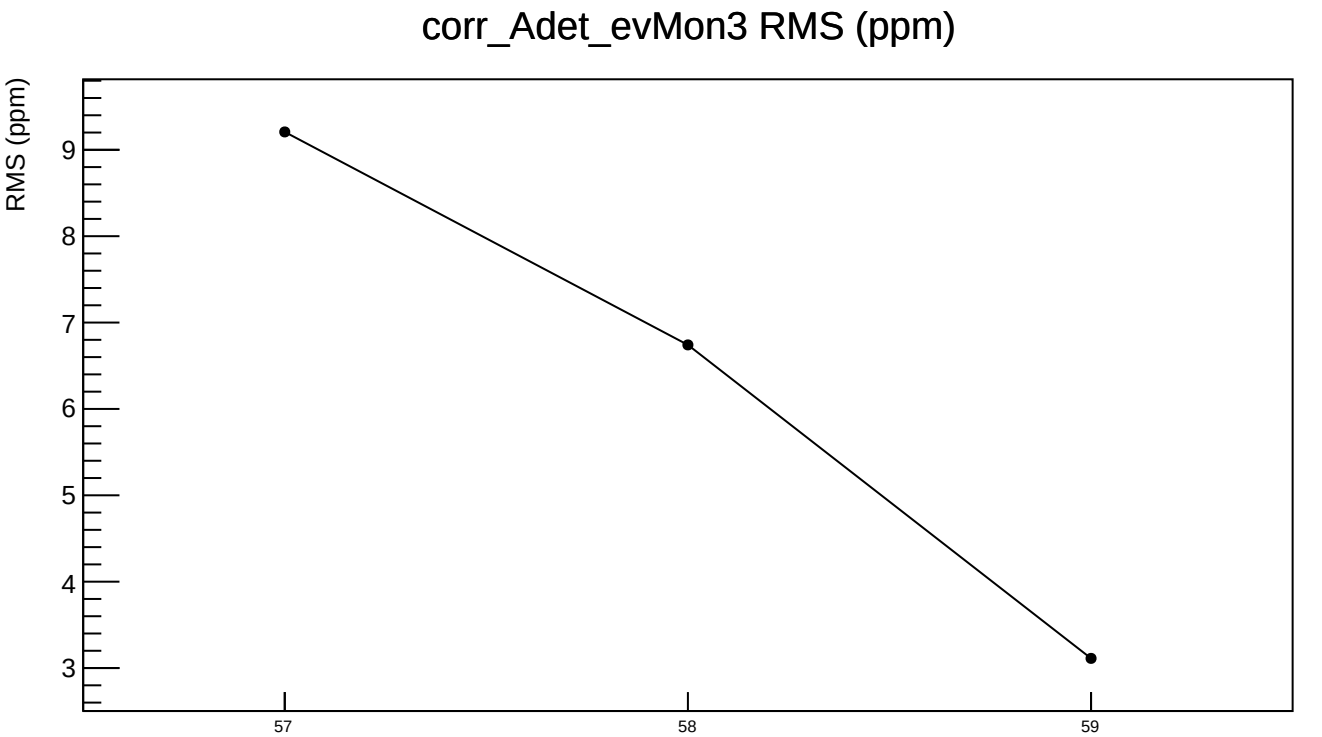
corr_Adet_evMon3 RMS (ppm)
RMS (ppm)
9
8
7
6
5
4
3
57
58
59

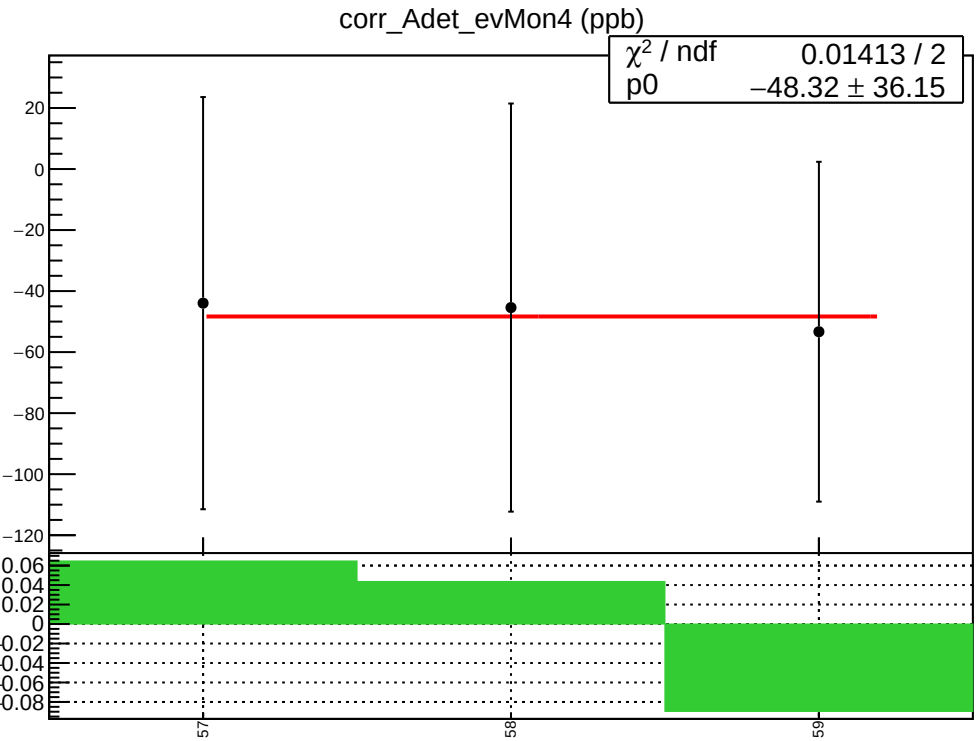
corr_Adet_evMon4 (ppb)
χ² / ndf 0.01413 / 2
p0 −48.32 ± 36.15
20
0
−20
−40
−60
−80
−100
−120
0.06
0.04
0.02
0
−0.02
−0.04
−0.06
−0.08
57
58
59

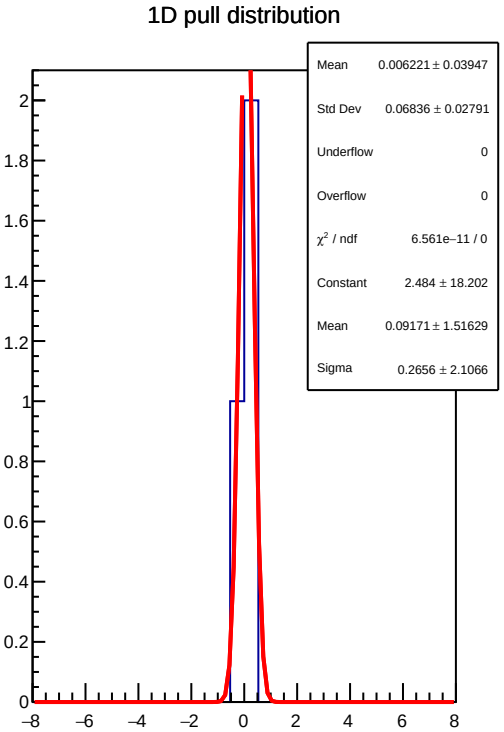
1D pull distribution
Mean 0.006221 ± 0.03947
Std Dev 0.06836 ± 0.02791
Underflow 0
Overflow 0
χ² / ndf 6.561e−11 / 0
Constant 2.484 ± 18.202
Mean 0.09171 ± 1.51629
Sigma 0.2656 ± 2.1066
2
1.8
1.6
1.4
1.2
1
0.8
0.6
0.4
0.2
0
−8
−6
−4
−2
0
2
4
6
8

corr_Adet_evMon4 RMS (ppm)

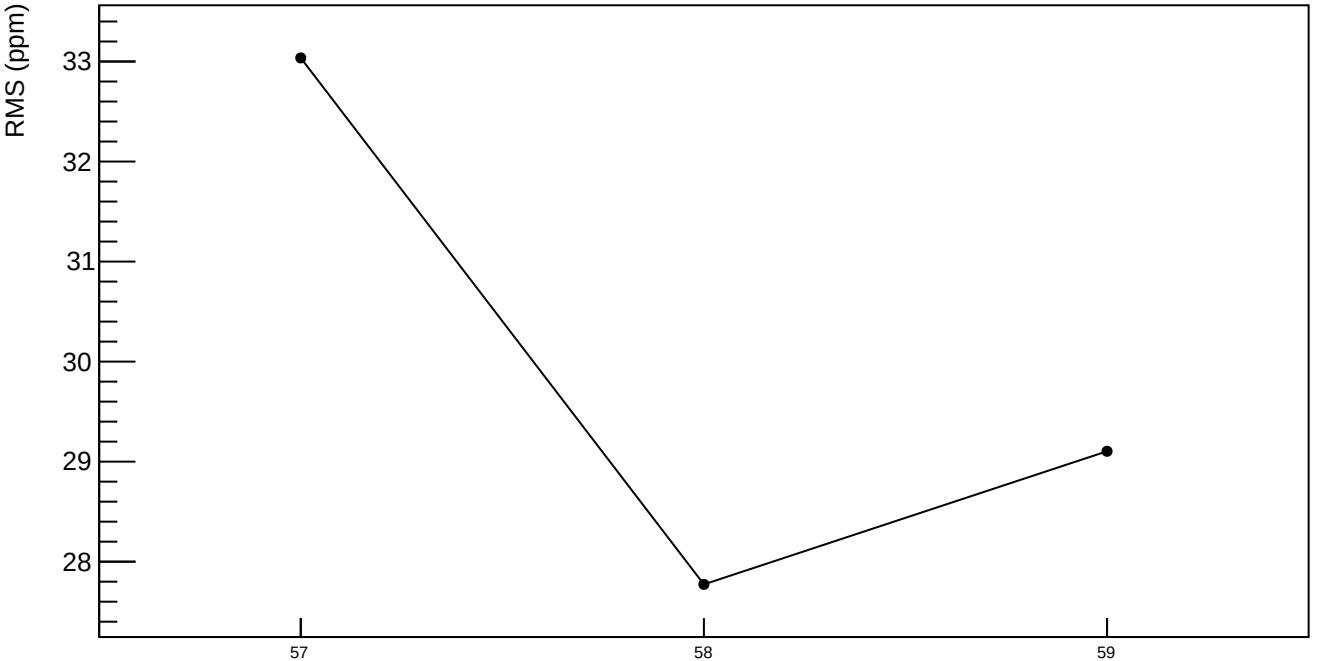

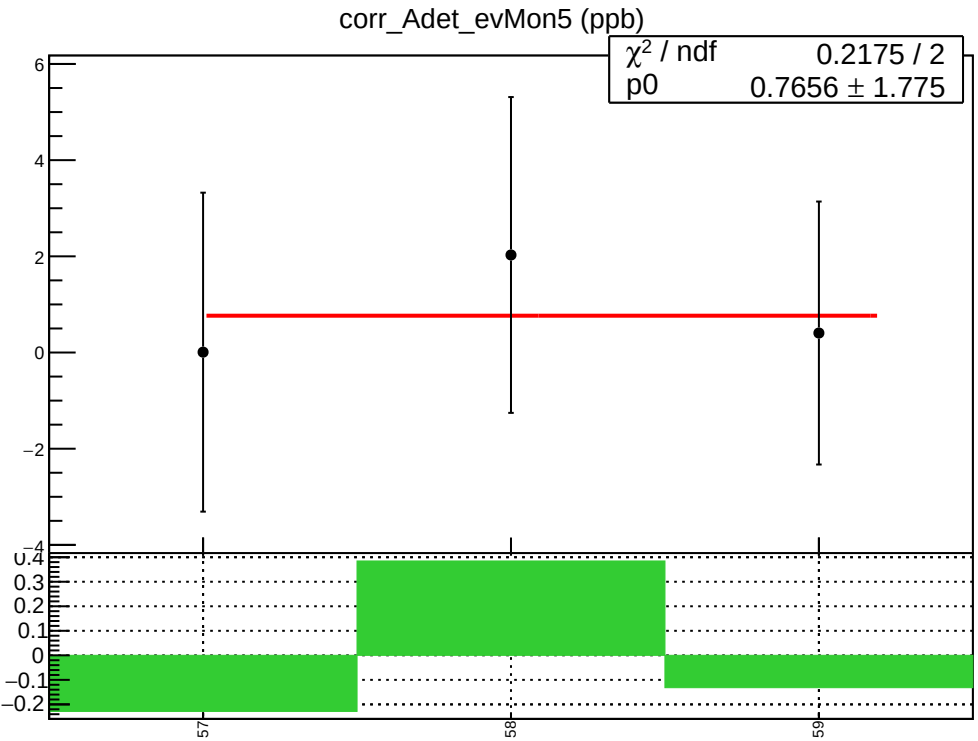
corr_Adet_evMon5 (ppb)
χ² / ndf 0.2175 / 2
p0 0.7656 ± 1.775
6
4
2
0
−2
−4
0.4
0.3
0.2
0.1
0
−0.1
−0.2
57
58
59

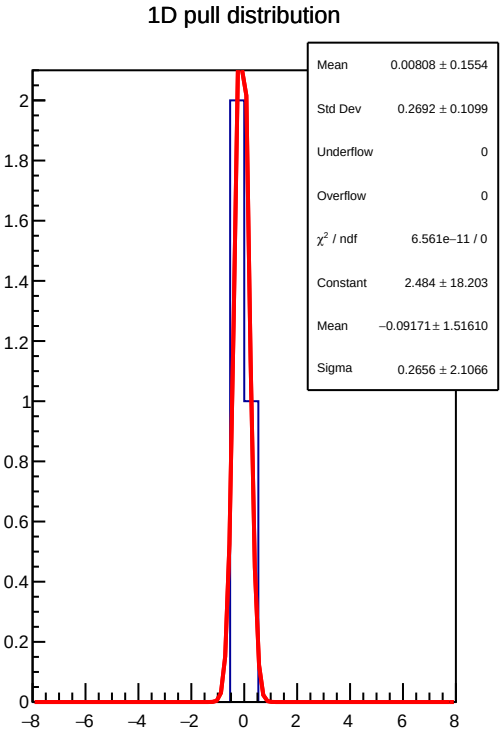
1D pull distribution
Mean 0.00808 ± 0.1554
Std Dev 0.2692 ± 0.1099
Underflow 0
Overflow 0
χ² / ndf 6.561e−11 / 0
Constant 2.484 ± 18.203
Mean −0.09171 ± 1.51610
Sigma 0.2656 ± 2.1066
2
1.8
1.6
1.4
1.2
1
0.8
0.6
0.4
0.2
0
−8
−6
−4
−2
0
2
4
6
8

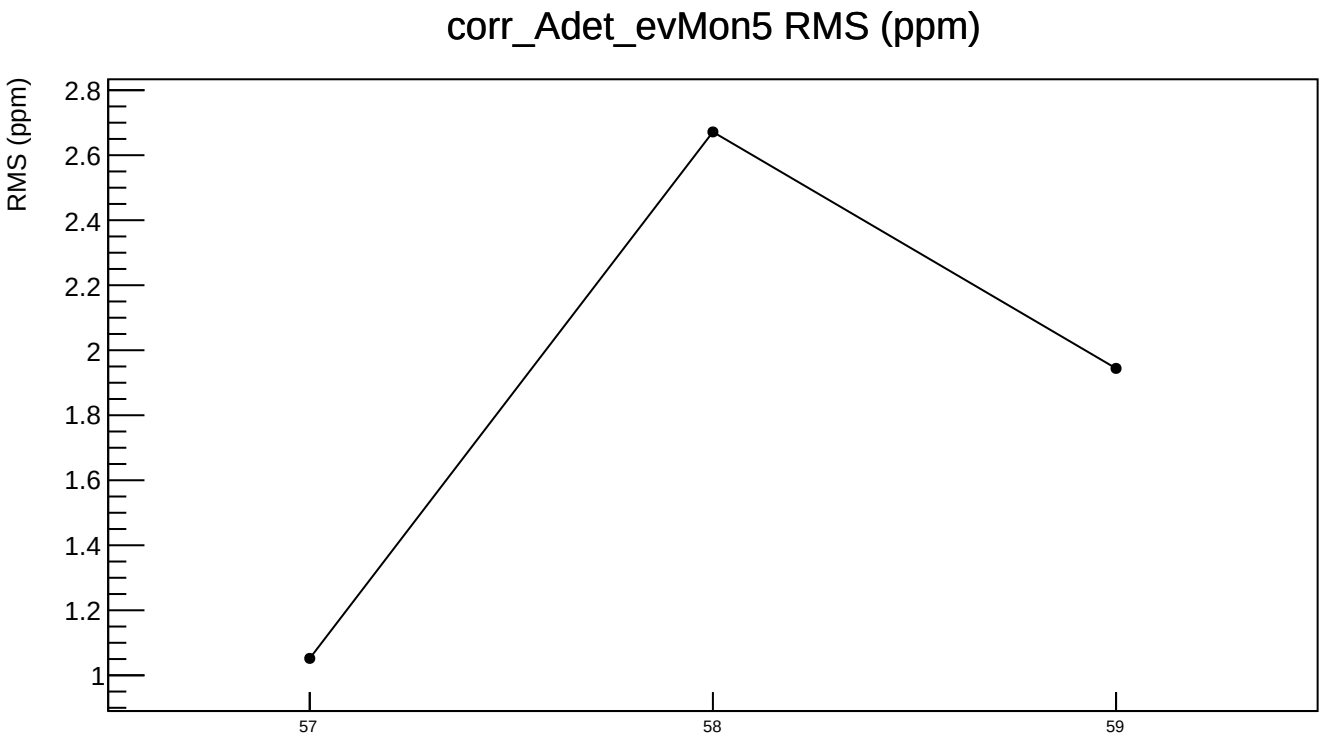
corr_Adet_evMon5 RMS (ppm)
RMS (ppm)
2.8
2.6
2.4
2.2
2
1.8
1.6
1.4
1.2
1
57
58
59

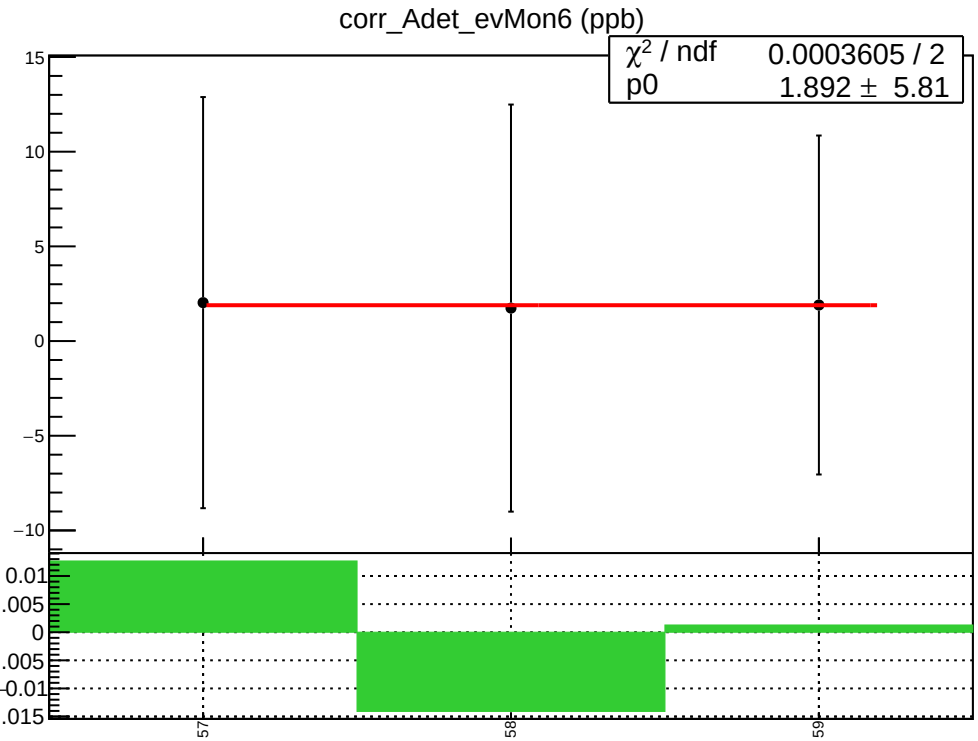
corr_Adet_evMon6 (ppb)
χ² / ndf 0.0003605 / 2
p0 1.892 ± 5.81
15
10
5
0
−5
−10
0.01
.005
0
.005
−0.01
.015
57
58
59

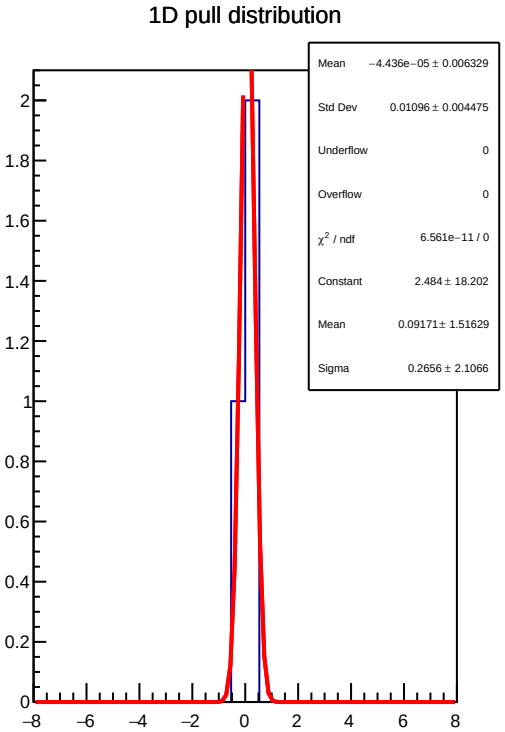
1D pull distribution
Mean −4.436e−05 ± 0.006329
Std Dev 0.01096 ± 0.004475
Underflow 0
Overflow 0
χ² / ndf 6.561e−11 / 0
Constant 2.484 ± 18.202
Mean 0.09171 ± 1.51629
Sigma 0.2656 ± 2.1066
2
1.8
1.6
1.4
1.2
1
0.8
0.6
0.4
0.2
0
−8
−6
−4
−2
0
2
4
6
8

corr_Adet_evMon6 RMS (ppm)

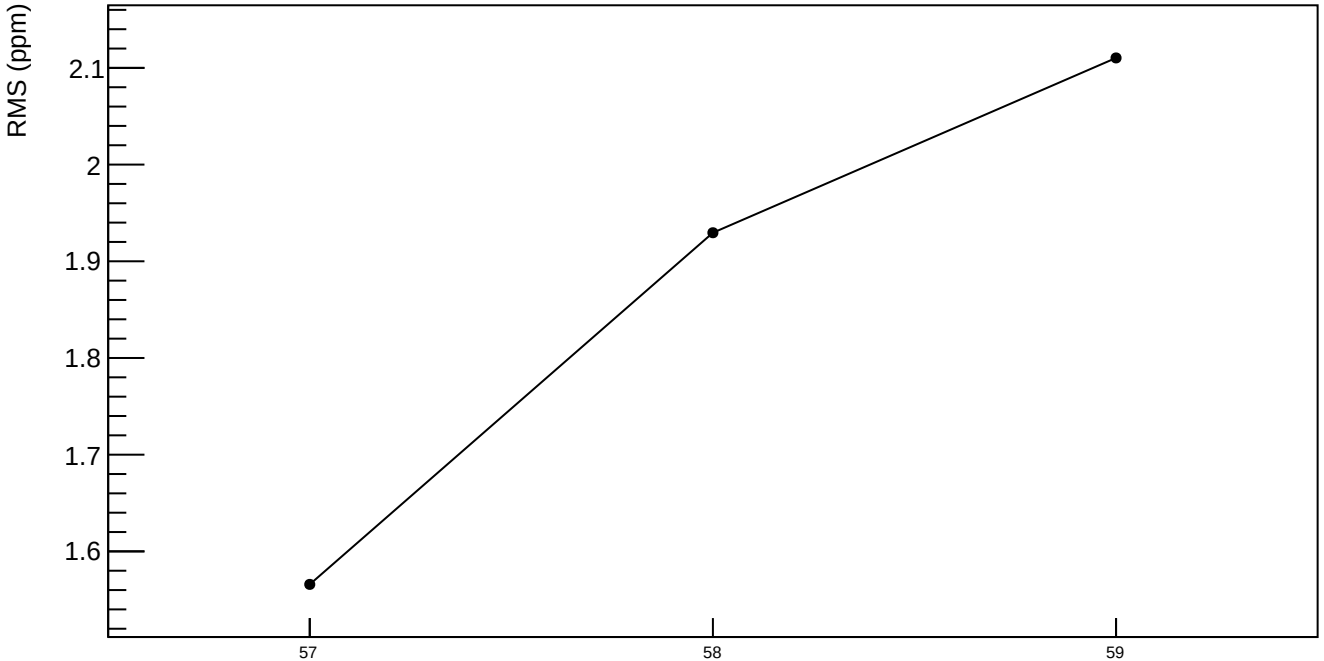

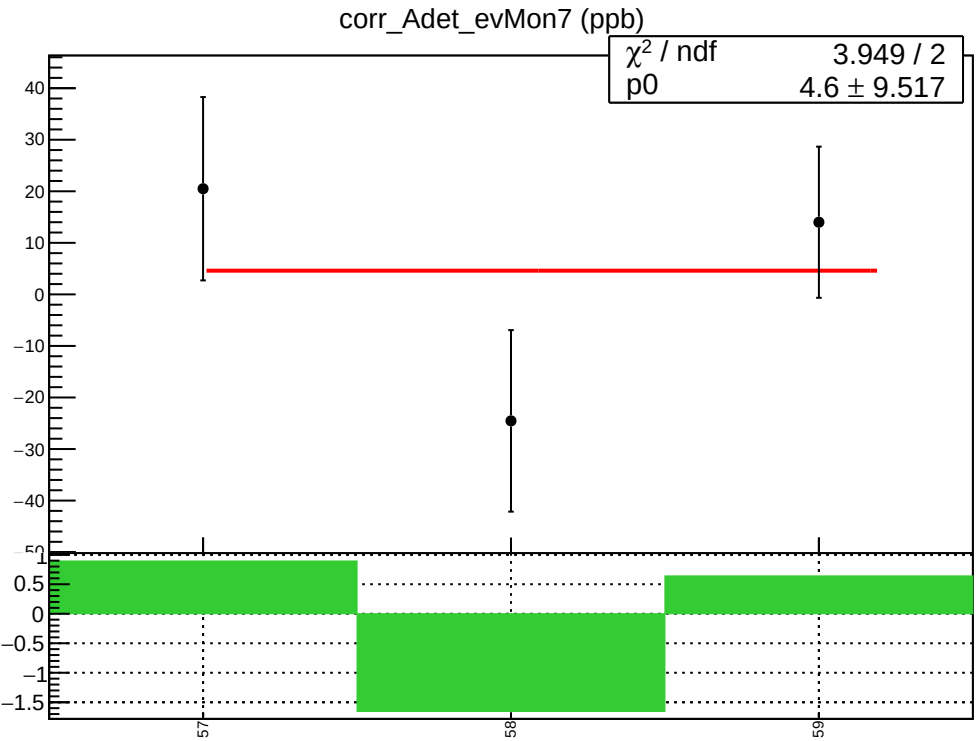
corr_Adet_evMon7 (ppb)
χ² / ndf 3.949 / 2
p0 4.6 ± 9.517
40
30
20
10
0
−10
−20
−30
−40
−50
1
0.5
0
−0.5
−1
−1.5
57
58
59

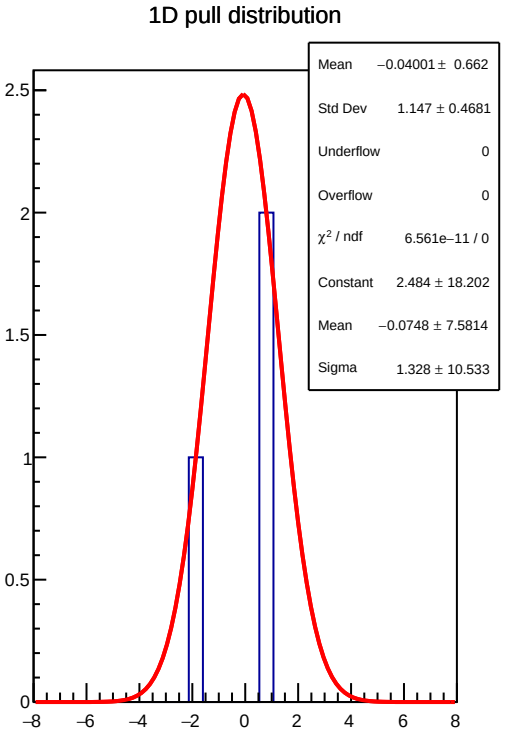
1D pull distribution
Mean −0.04001 ± 0.662
Std Dev 1.147 ± 0.4681
Underflow 0
Overflow 0
χ² / ndf 6.561e−11 / 0
Constant 2.484 ± 18.202
Mean −0.0748 ± 7.5814
Sigma 1.328 ± 10.533
2.5
2
1.5
1
0.5
0
−8
−6
−4
−2
0
2
4
6
8

corr_Adet_evMon7 RMS (ppm)

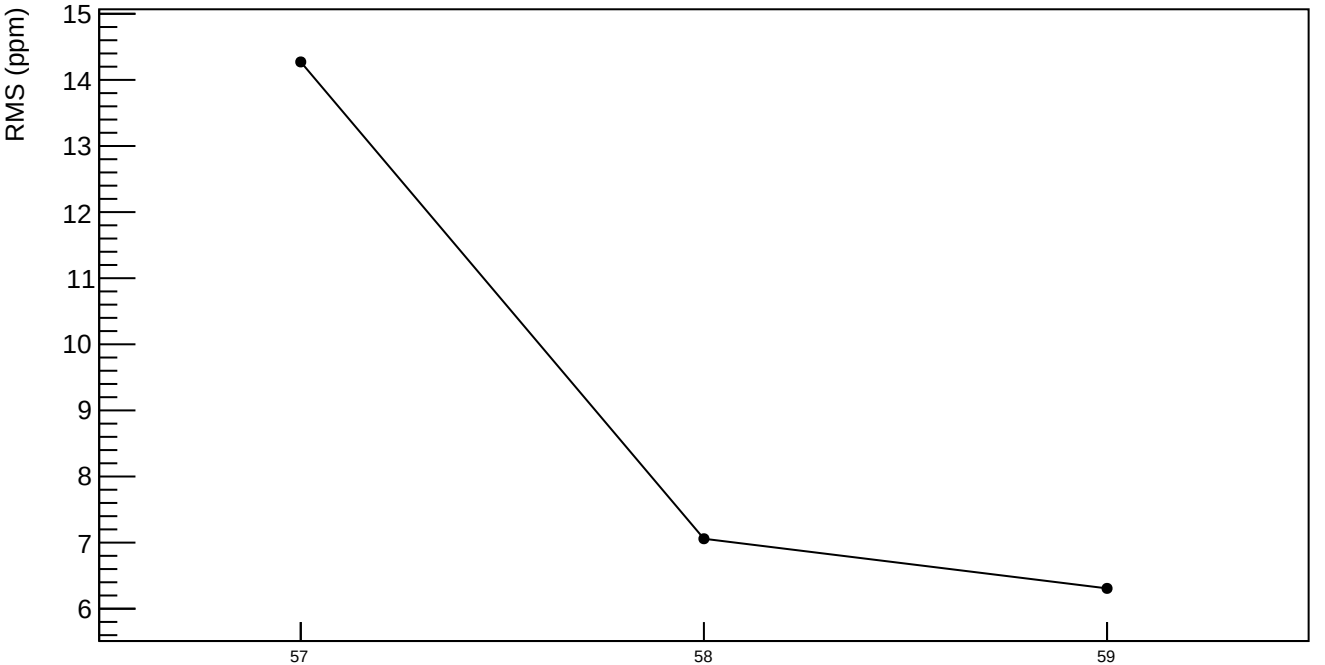

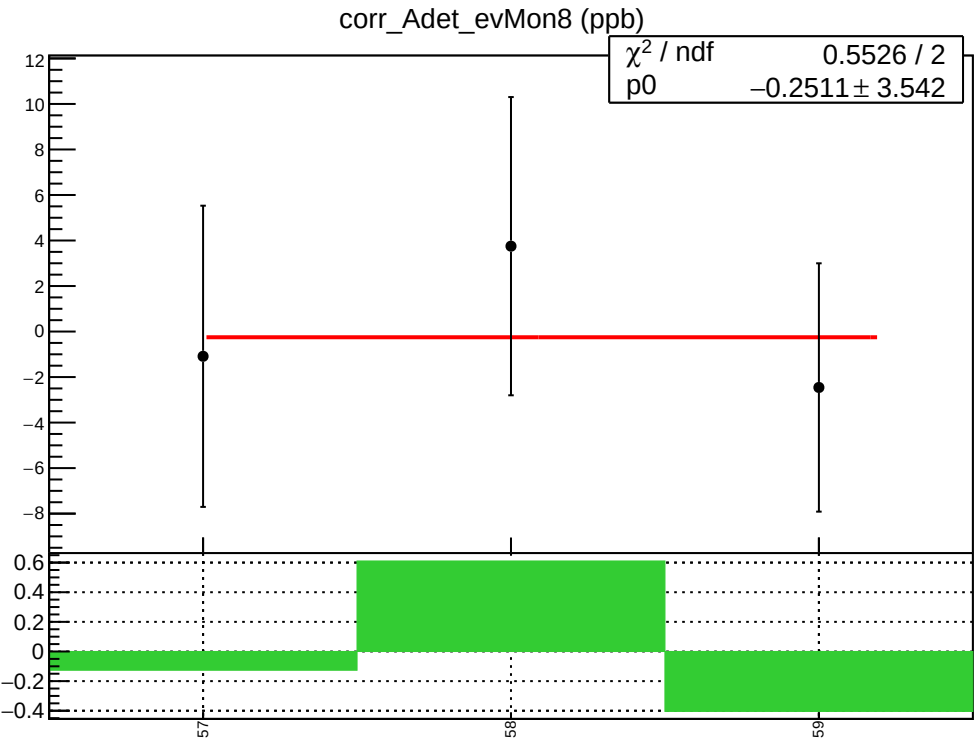
corr_Adet_evMon8 (ppb)
χ² / ndf 0.5526 / 2
p0 −0.2511 ± 3.542
12
10
8
6
4
2
0
−2
−4
−6
−8
0.6
0.4
0.2
0
−0.2
−0.4
57
58
59

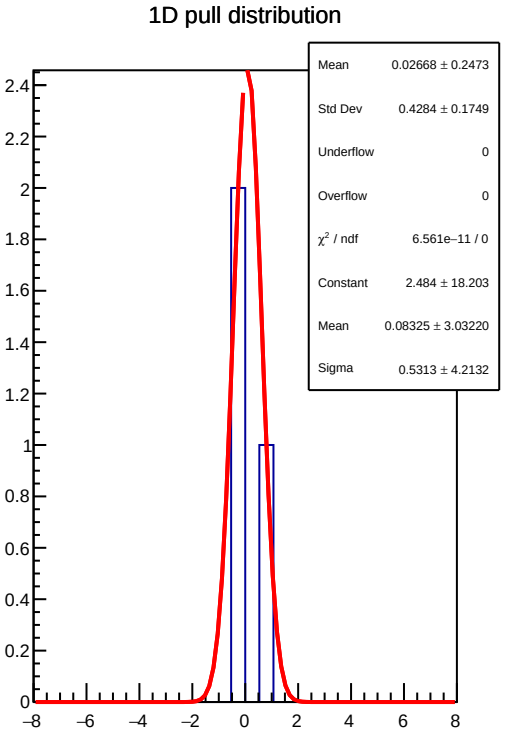
1D pull distribution
Mean 0.02668 ± 0.2473
Std Dev 0.4284 ± 0.1749
Underflow 0
Overflow 0
χ² / ndf 6.561e−11 / 0
Constant 2.484 ± 18.203
Mean 0.08325 ± 3.03220
Sigma 0.5313 ± 4.2132
2.4
2.2
2
1.8
1.6
1.4
1.2
1
0.8
0.6
0.4
0.2
0
−8
−6
−4
−2
0
2
4
6
8

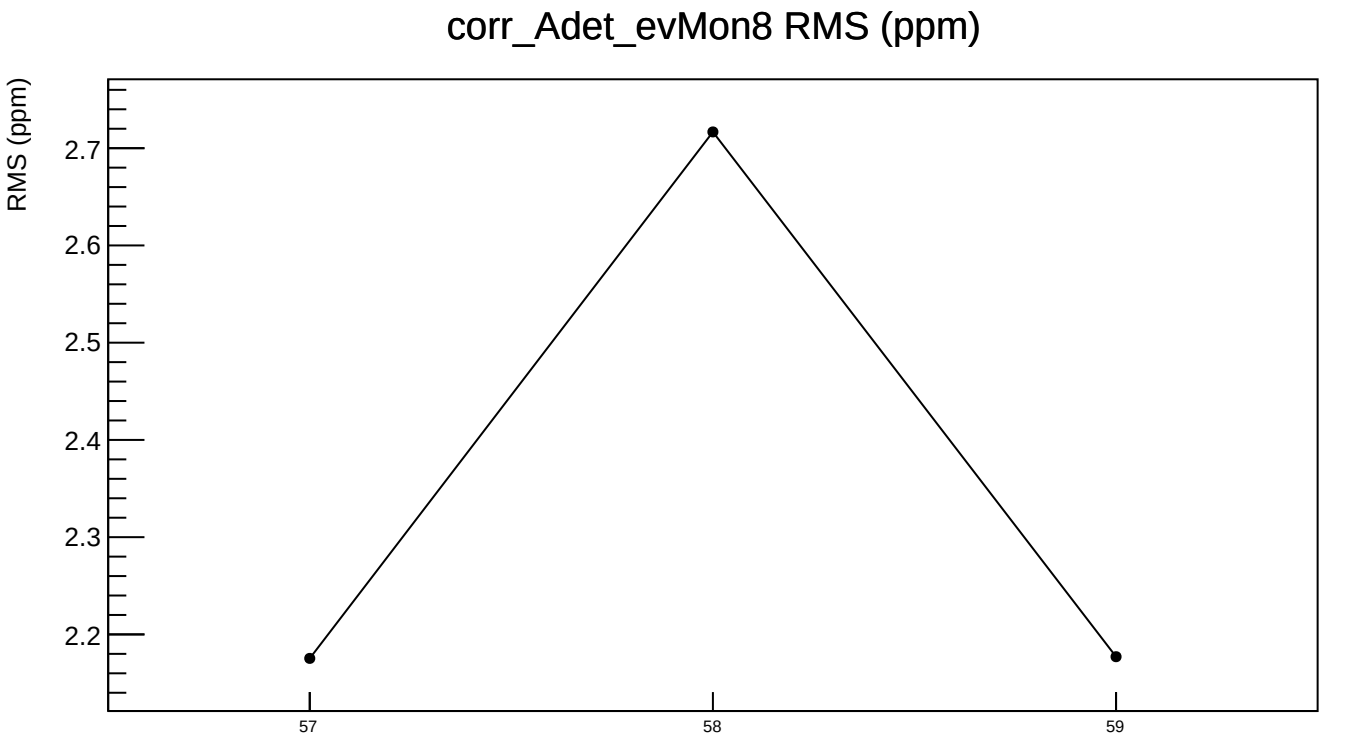
corr_Adet_evMon8 RMS (ppm)
RMS (ppm)
2.7
2.6
2.5
2.4
2.3
2.2
57
58
59

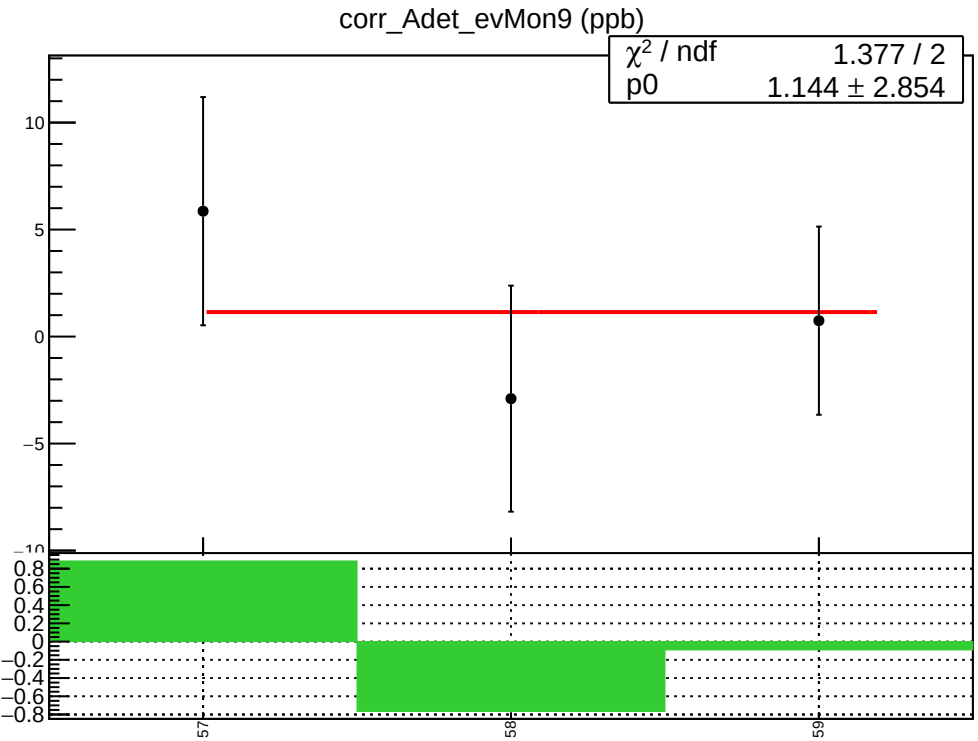
corr_Adet_evMon9 (ppb)
χ² / ndf 1.377 / 2
p0 1.144 ± 2.854
10
5
0
−5
−10
0.8
0.6
0.4
0.2
0
−0.2
−0.4
−0.6
−0.8
57
58
59

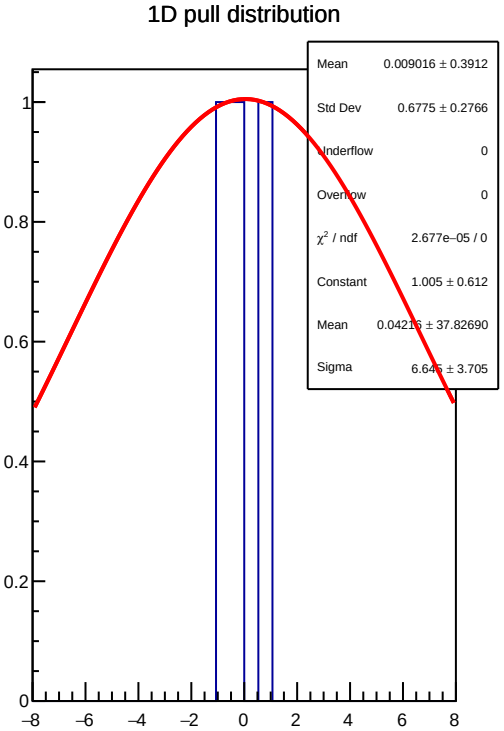
1D pull distribution
Mean 0.009016 ± 0.3912
Std Dev 0.6775 ± 0.2766
Underflow 0
Overflow 0
χ² / ndf 2.677e−05 / 0
Constant 1.005 ± 0.612
Mean 0.04216 ± 37.82690
Sigma 6.645 ± 3.705
1
0.8
0.6
0.4
0.2
0
−8
−6
−4
−2
0
2
4
6
8

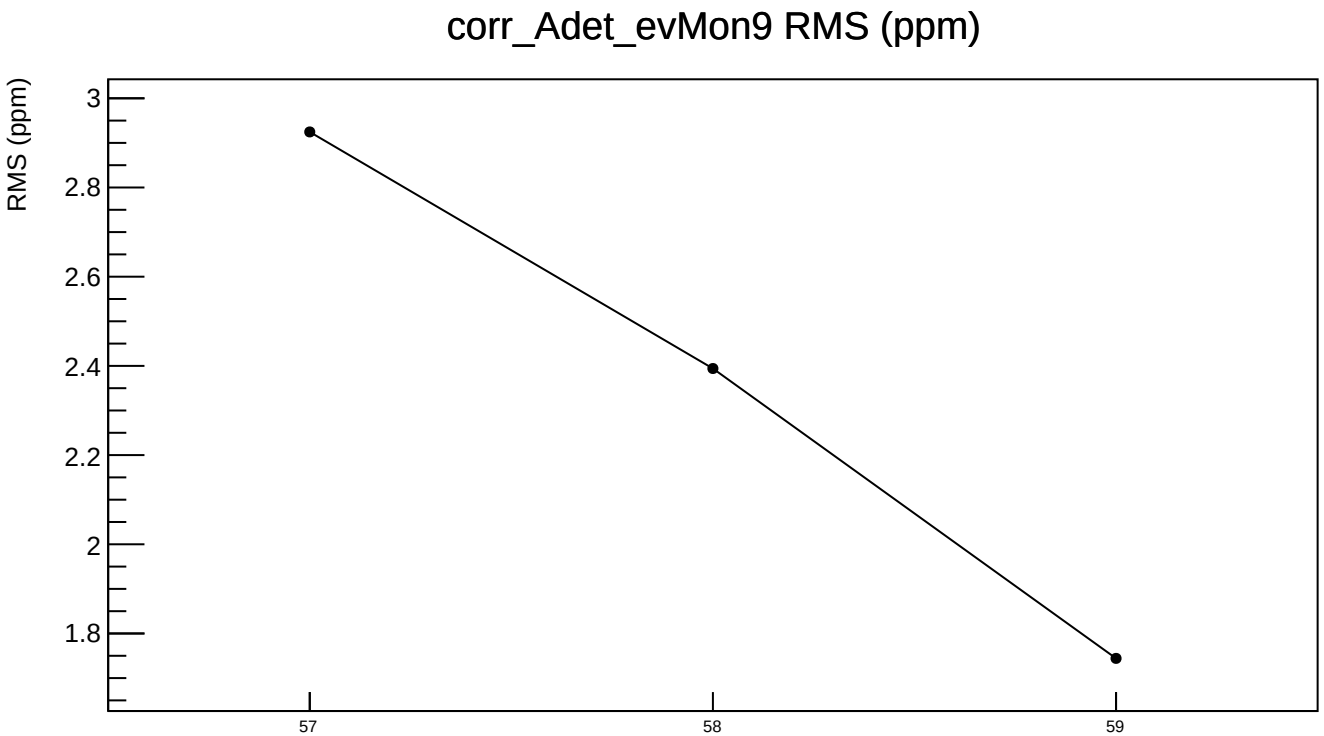
corr_Adet_evMon9 RMS (ppm)
RMS (ppm)
3
2.8
2.6
2.4
2.2
2
1.8
57
58
59

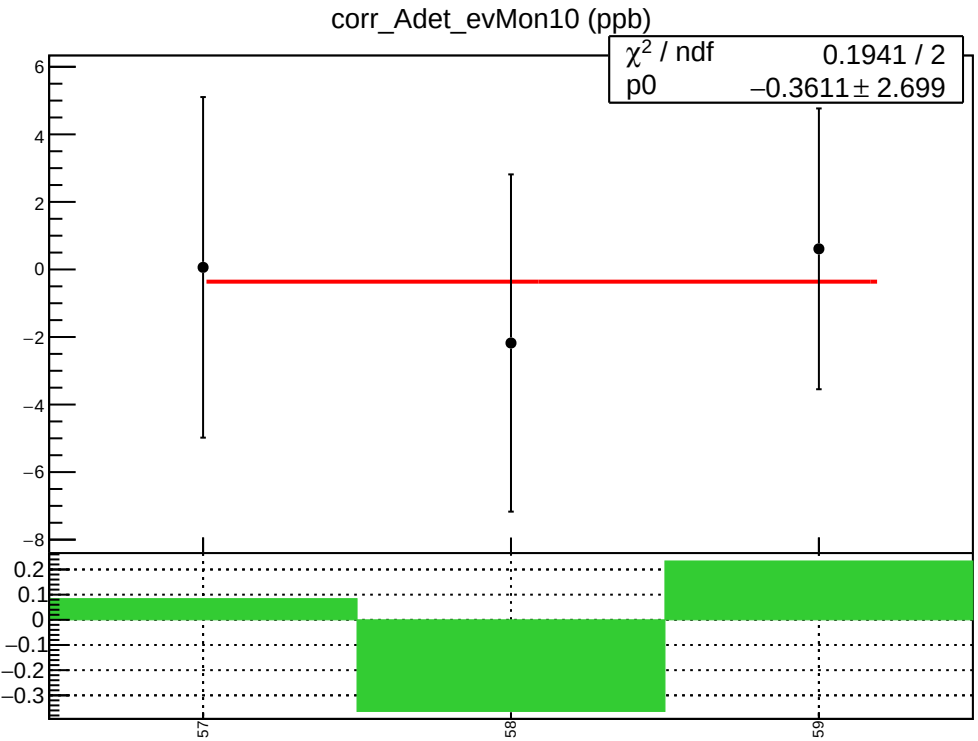
corr_Adet_evMon10 (ppb)
χ² / ndf 0.1941 / 2
p0 −0.3611 ± 2.699
57
58
59

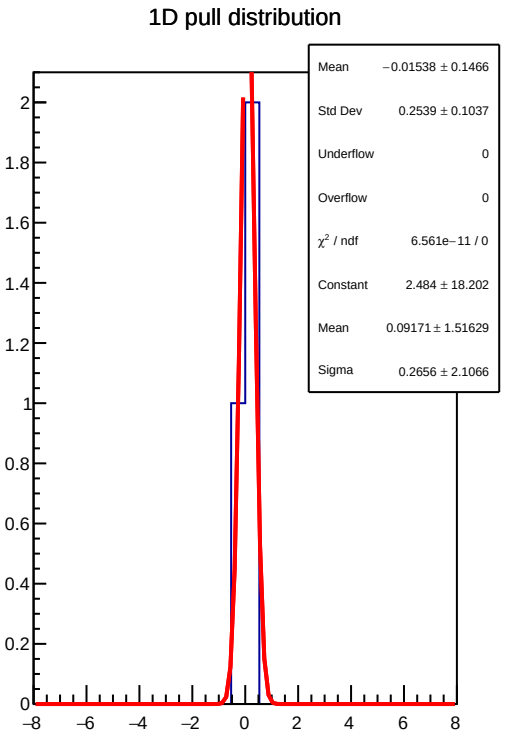
1D pull distribution
Mean −0.01538 ± 0.1466
Std Dev 0.2539 ± 0.1037
Underflow 0
Overflow 0
χ² / ndf 6.561e−11 / 0
Constant 2.484 ± 18.202
Mean 0.09171 ± 1.51629
Sigma 0.2656 ± 2.1066

corr_Adet_evMon10 RMS (ppm)

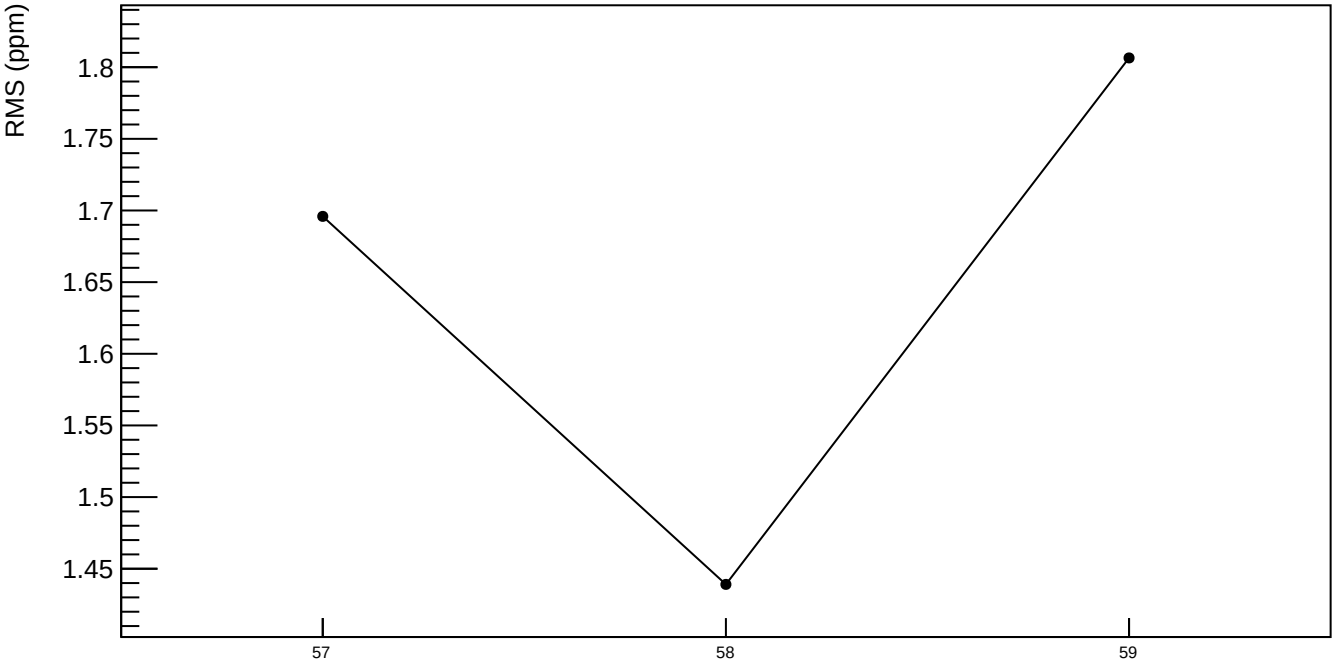

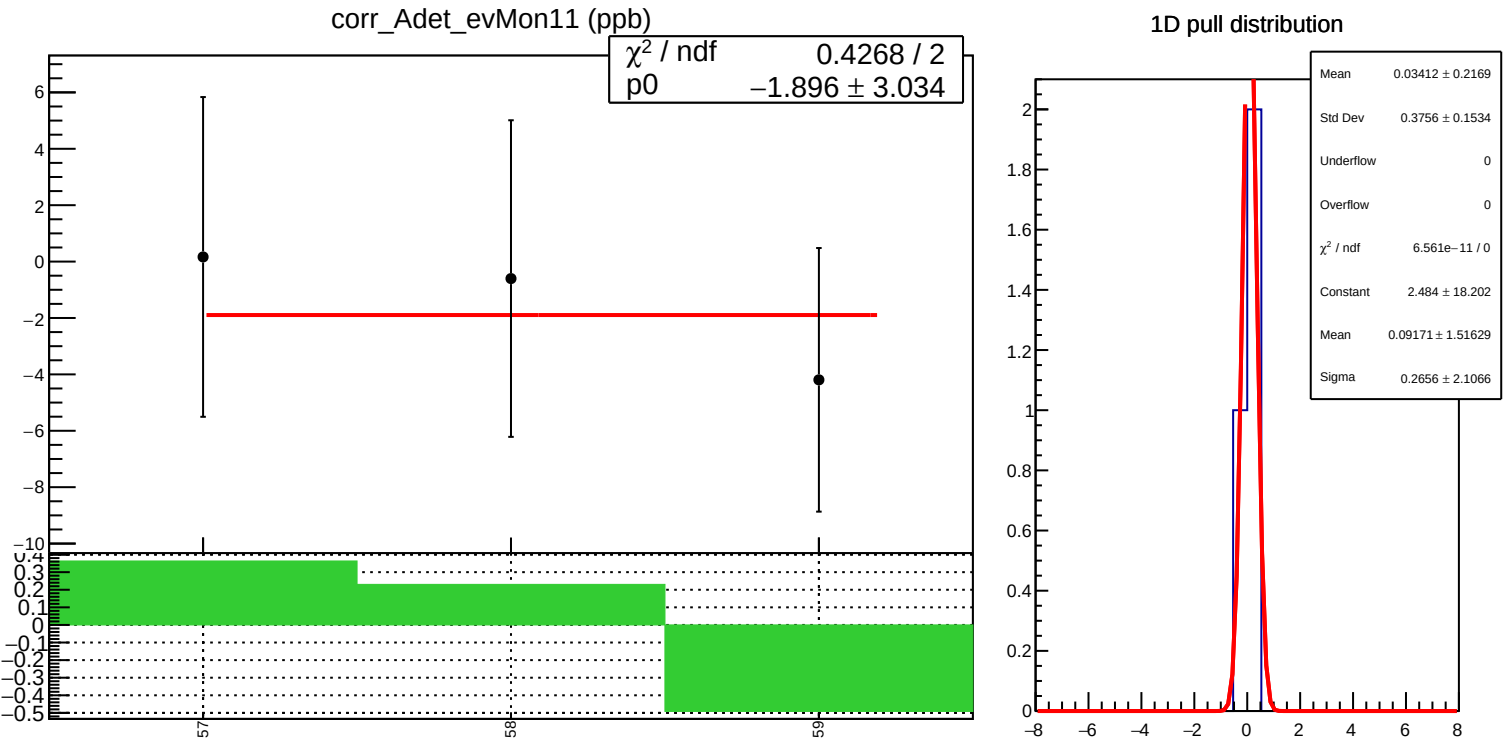
corr_Adet_evMon11 (ppb)
χ² / ndf 0.4268 / 2
p0 −1.896 ± 3.034
1D pull distribution
Mean 0.03412 ± 0.2169
Std Dev 0.3756 ± 0.1534
Underflow 0
Overflow 0
χ² / ndf 6.561e−11 / 0
Constant 2.484 ± 18.202
Mean 0.09171 ± 1.51629
Sigma 0.2656 ± 2.1066

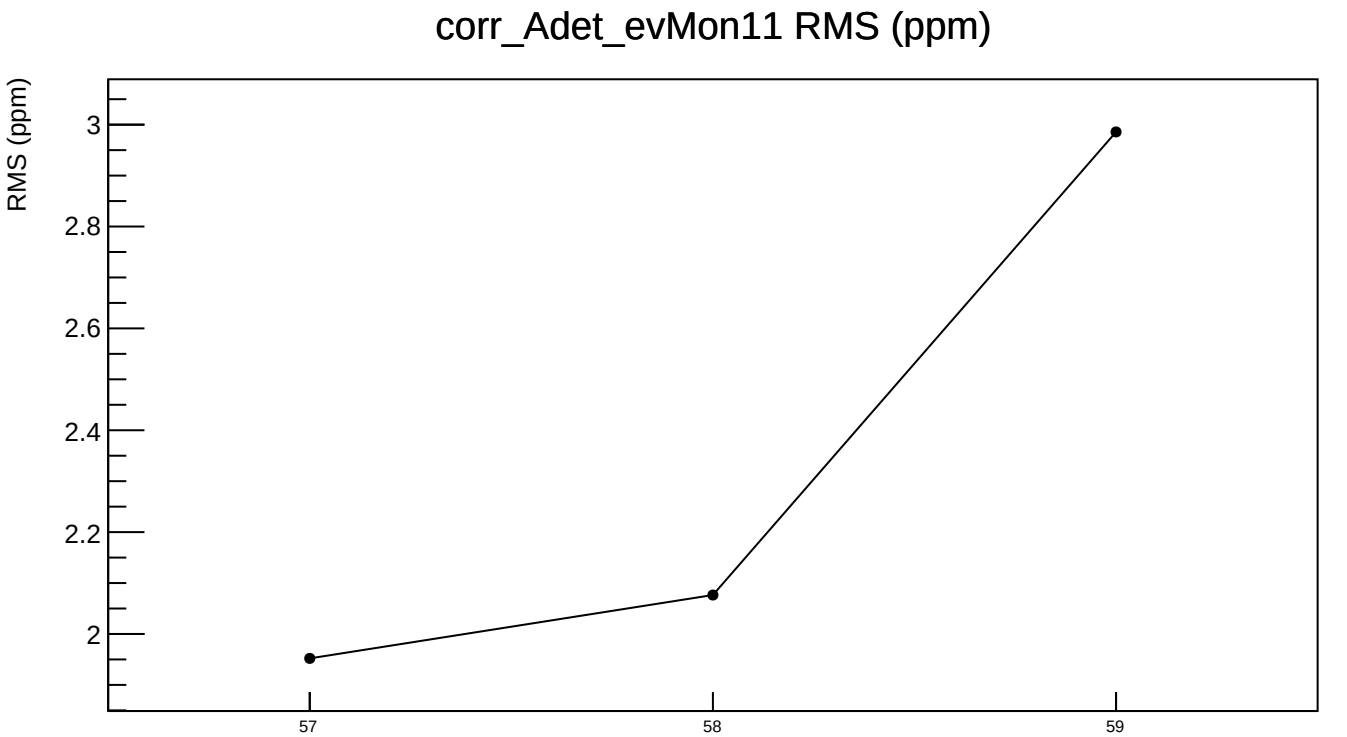
corr_Adet_evMon11 RMS (ppm)
RMS (ppm)
3
2.8
2.6
2.4
2.2
2
57
58
59

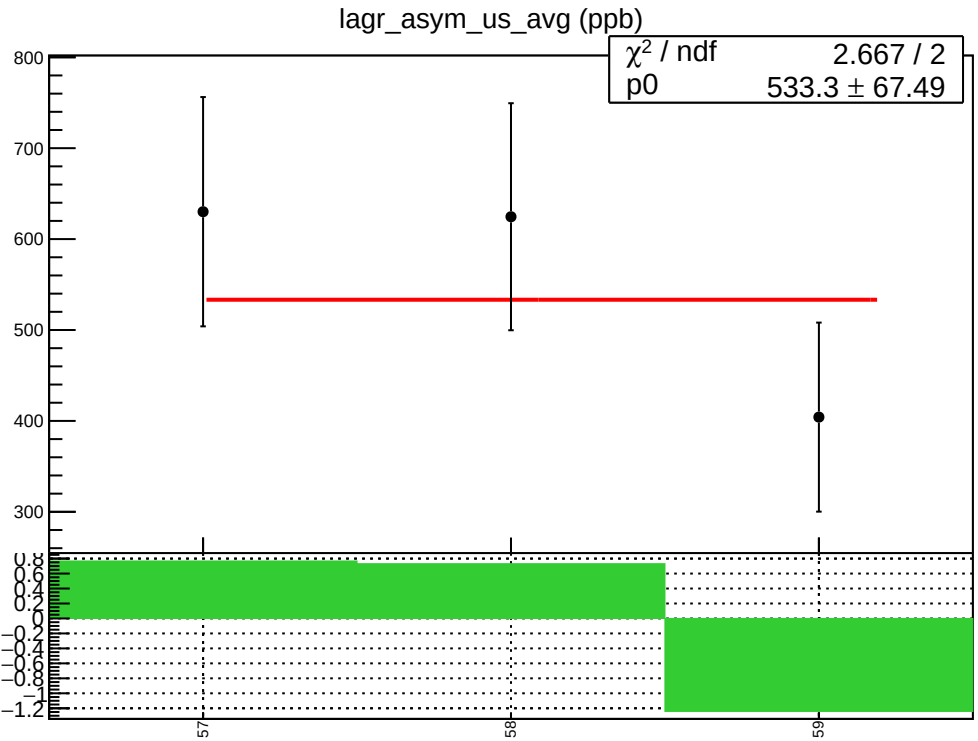
lagr_asym_us_avg (ppb)
χ² / ndf 2.667 / 2
p0 533.3 ± 67.49
800
700
600
500
400
300
0.8
0.6
0.4
0.2
0
−0.2
−0.4
−0.6
−0.8
−1
−1.2
57
58
59

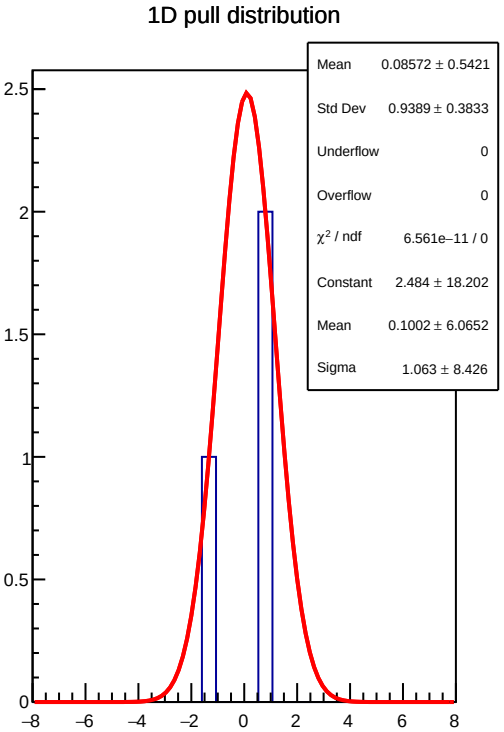
1D pull distribution
Mean 0.08572 ± 0.5421
Std Dev 0.9389 ± 0.3833
Underflow 0
Overflow 0
χ² / ndf 6.561e−11 / 0
Constant 2.484 ± 18.202
Mean 0.1002 ± 6.0652
Sigma 1.063 ± 8.426
2.5
2
1.5
1
0.5
0
−8
−6
−4
−2
0
2
4
6
8

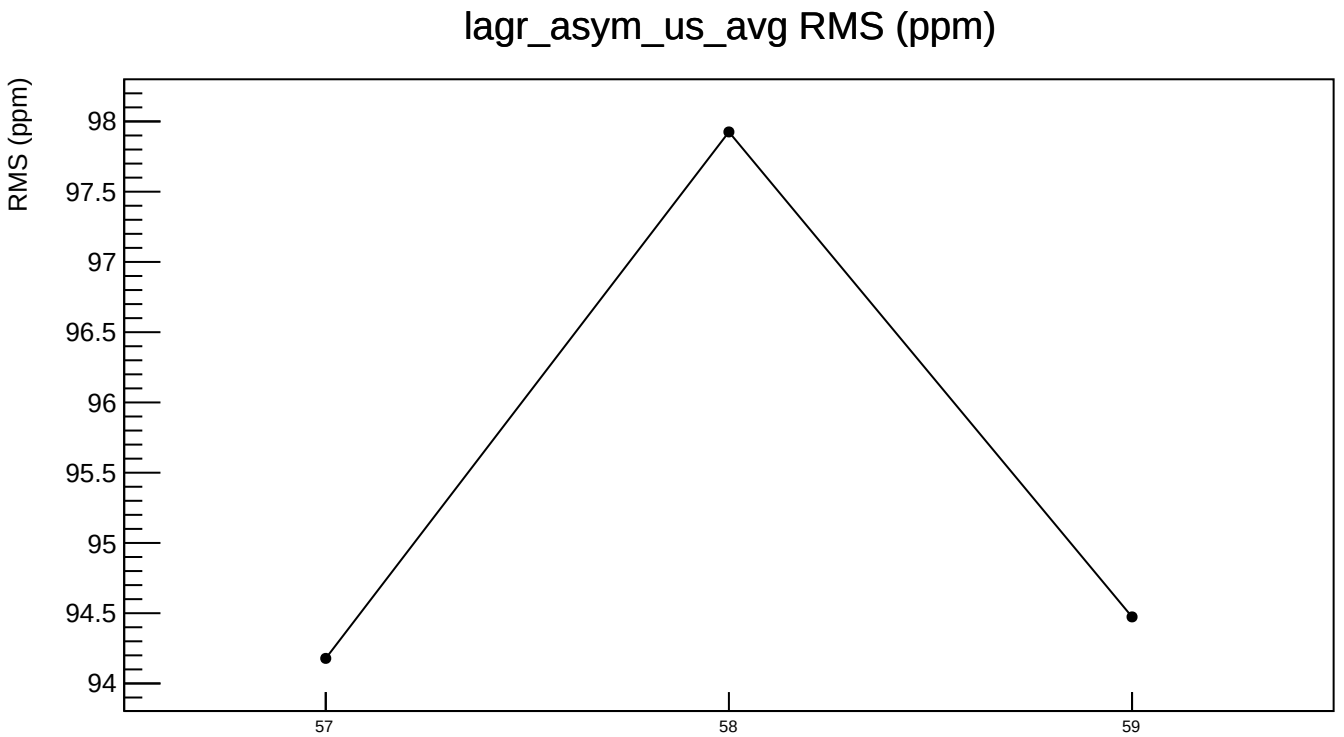
lagr_asym_us_avg RMS (ppm)
RMS (ppm)
98
97.5
97
96.5
96
95.5
95
94.5
94
57
58
59

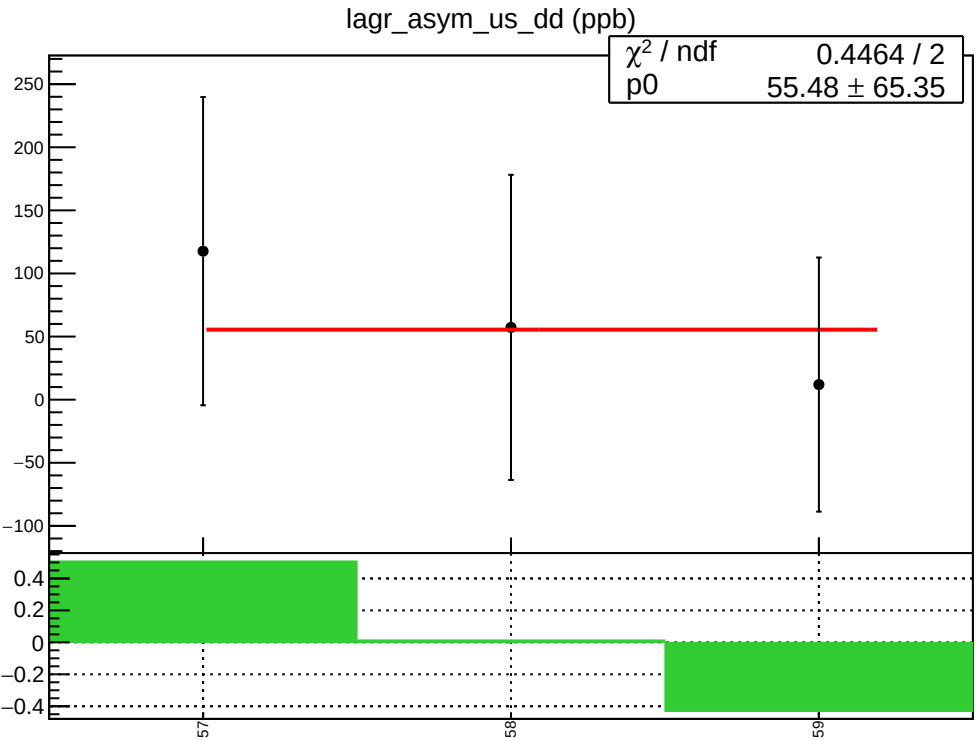
lagr_asym_us_dd (ppb)
χ² / ndf 0.4464 / 2
p0 55.48 ± 65.35
250
200
150
100
50
0
−50
−100
0.4
0.2
0
−0.2
−0.4
57
58
59

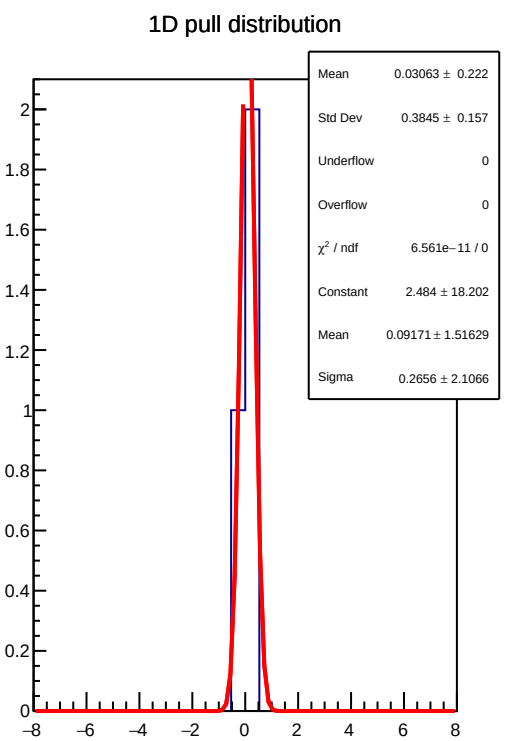
1D pull distribution
Mean 0.03063 ± 0.222
Std Dev 0.3845 ± 0.157
Underflow 0
Overflow 0
χ² / ndf 6.561e−11 / 0
Constant 2.484 ± 18.202
Mean 0.09171 ± 1.51629
Sigma 0.2656 ± 2.1066
2
1.8
1.6
1.4
1.2
1
0.8
0.6
0.4
0.2
0
−8
−6
−4
−2
0
2
4
6
8

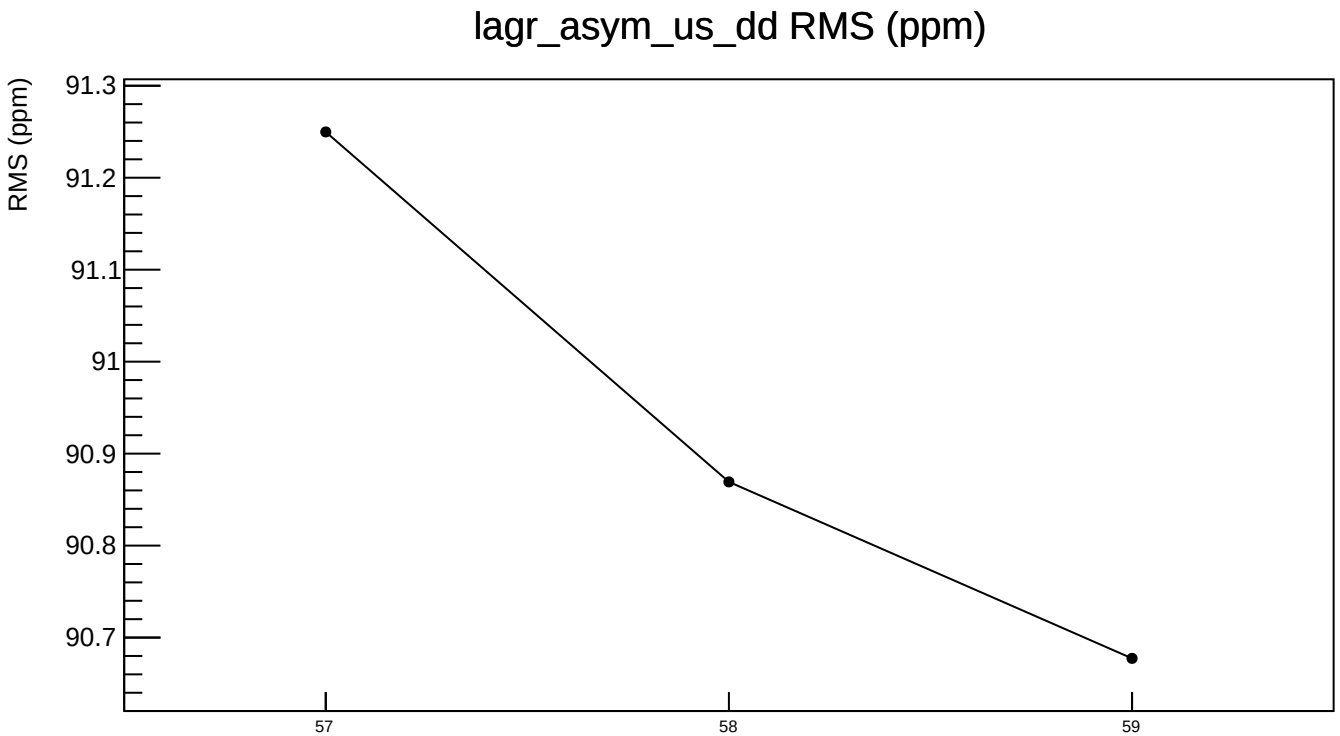
lagr_asym_us_dd RMS (ppm)
RMS (ppm)
91.3
91.2
91.1
91
90.9
90.8
90.7
57
58
59

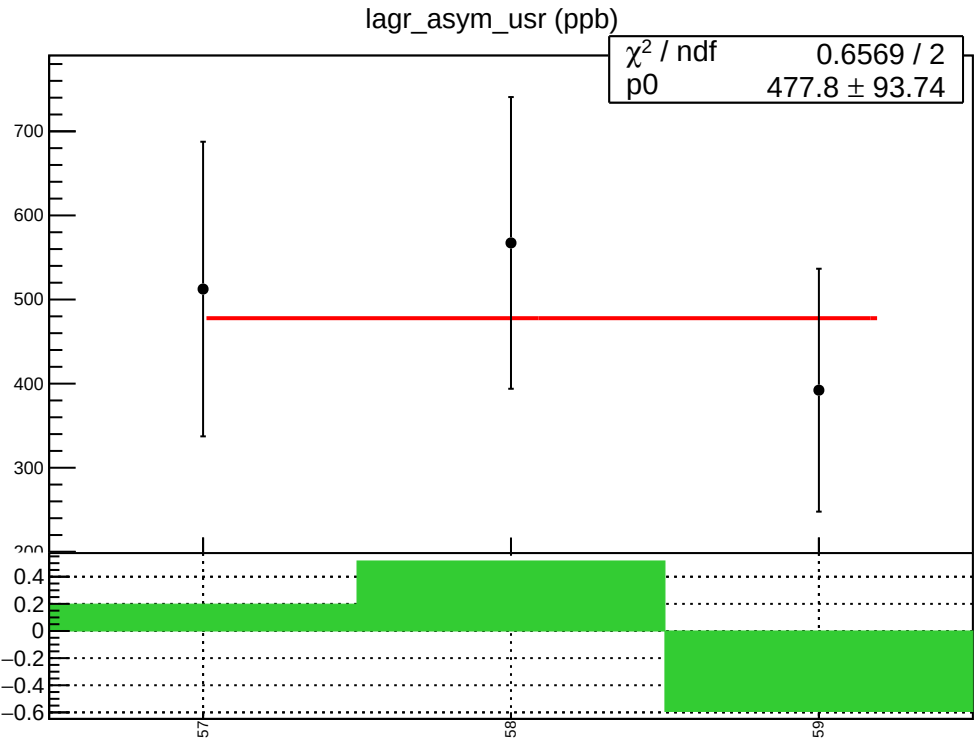
lagr_asym_usr (ppb)
χ² / ndf 0.6569 / 2
p0 477.8 ± 93.74
700
600
500
400
300
200
0.4
0.2
0
−0.2
−0.4
−0.6
57
58
59

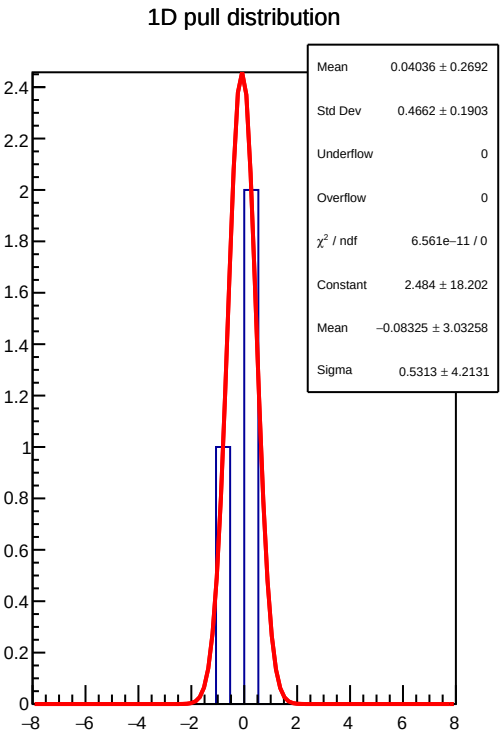
1D pull distribution
Mean 0.04036 ± 0.2692
Std Dev 0.4662 ± 0.1903
Underflow 0
Overflow 0
χ² / ndf 6.561e−11 / 0
Constant 2.484 ± 18.202
Mean −0.08325 ± 3.03258
Sigma 0.5313 ± 4.2131
2.4
2.2
2
1.8
1.6
1.4
1.2
1
0.8
0.6
0.4
0.2
0
−8
−6
−4
−2
0
2
4
6
8

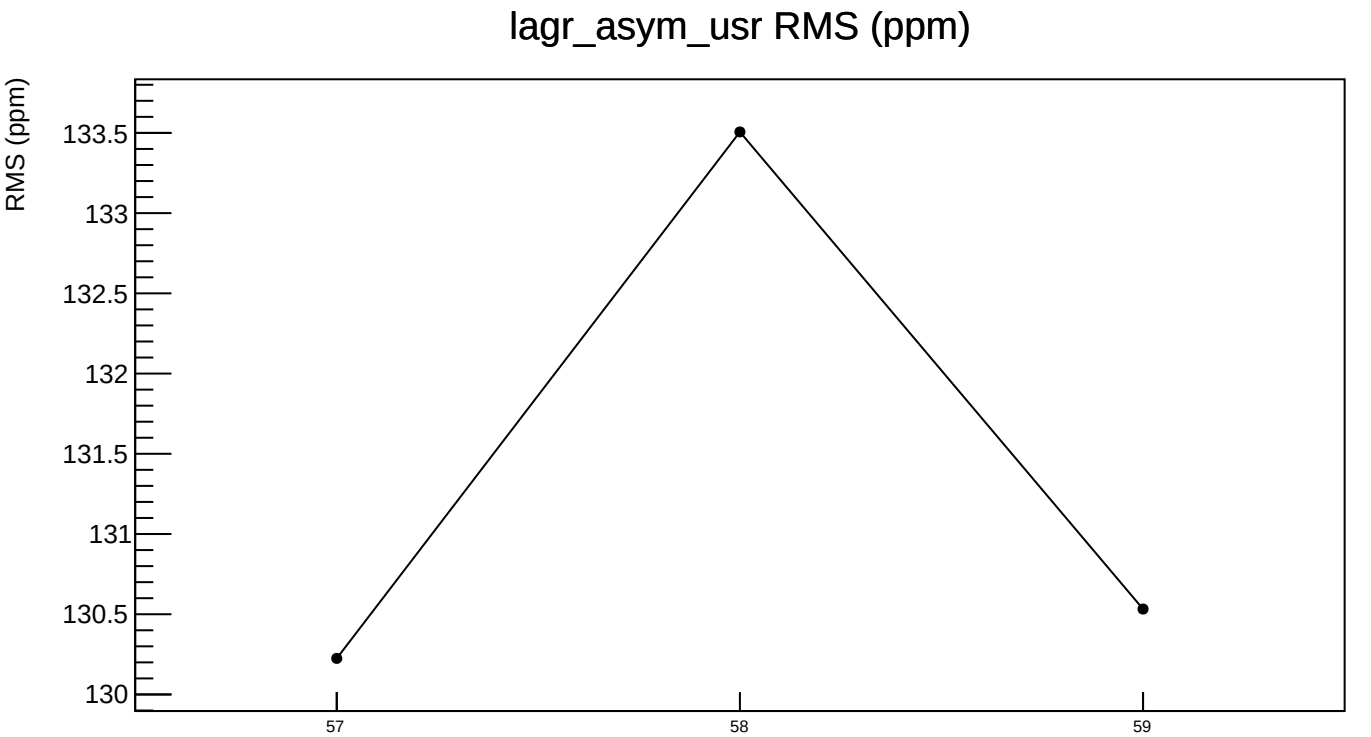
lagr_asym_usr RMS (ppm)
RMS (ppm)
133.5
133
132.5
132
131.5
131
130.5
130
57
58
59

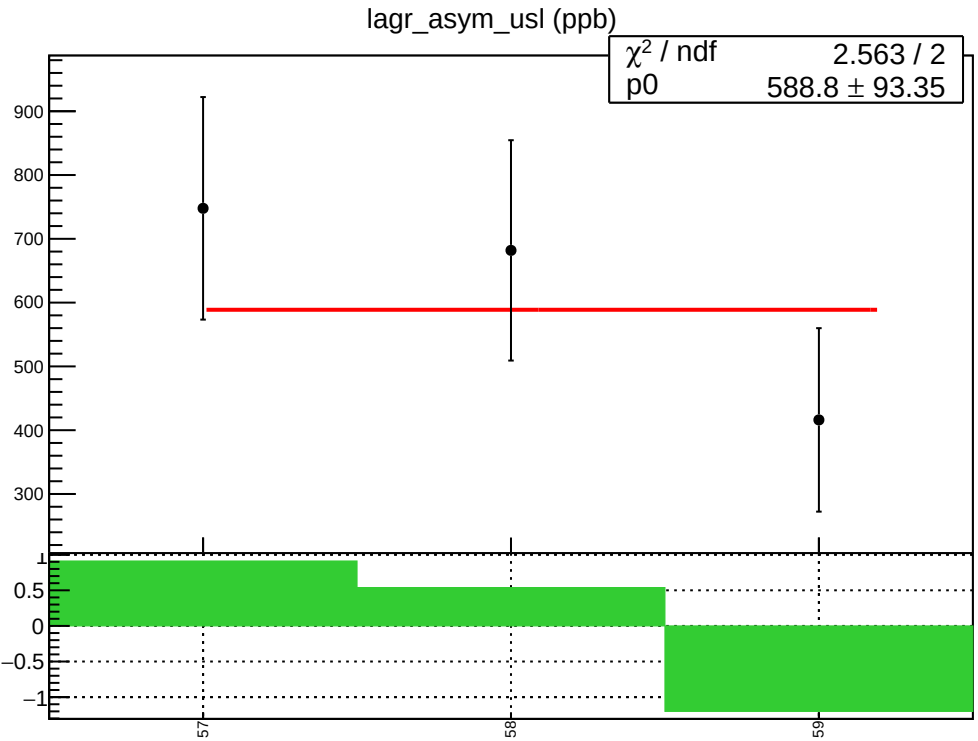
lagr_asym_usl (ppb)
χ² / ndf 2.563 / 2
p0 588.8 ± 93.35
900
800
700
600
500
400
300
0.5
0
−0.5
−1
57
58
59

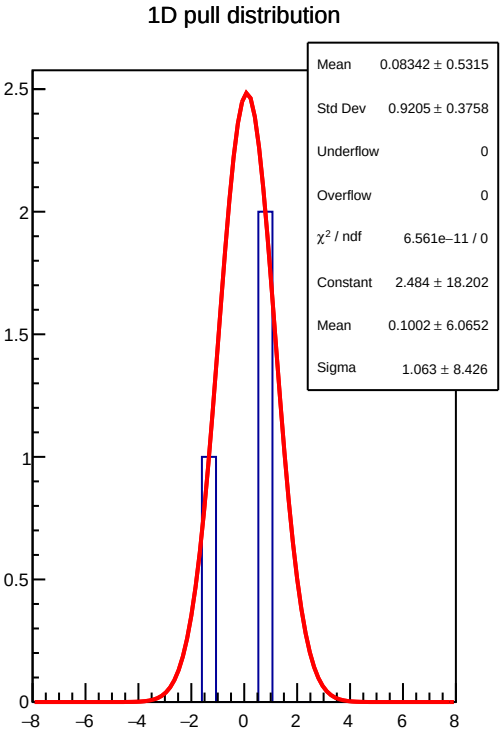
1D pull distribution
Mean 0.08342 ± 0.5315
Std Dev 0.9205 ± 0.3758
Underflow 0
Overflow 0
χ² / ndf 6.561e−11 / 0
Constant 2.484 ± 18.202
Mean 0.1002 ± 6.0652
Sigma 1.063 ± 8.426
2.5
2
1.5
1
0.5
0
−8
−6
−4
−2
0
2
4
6
8

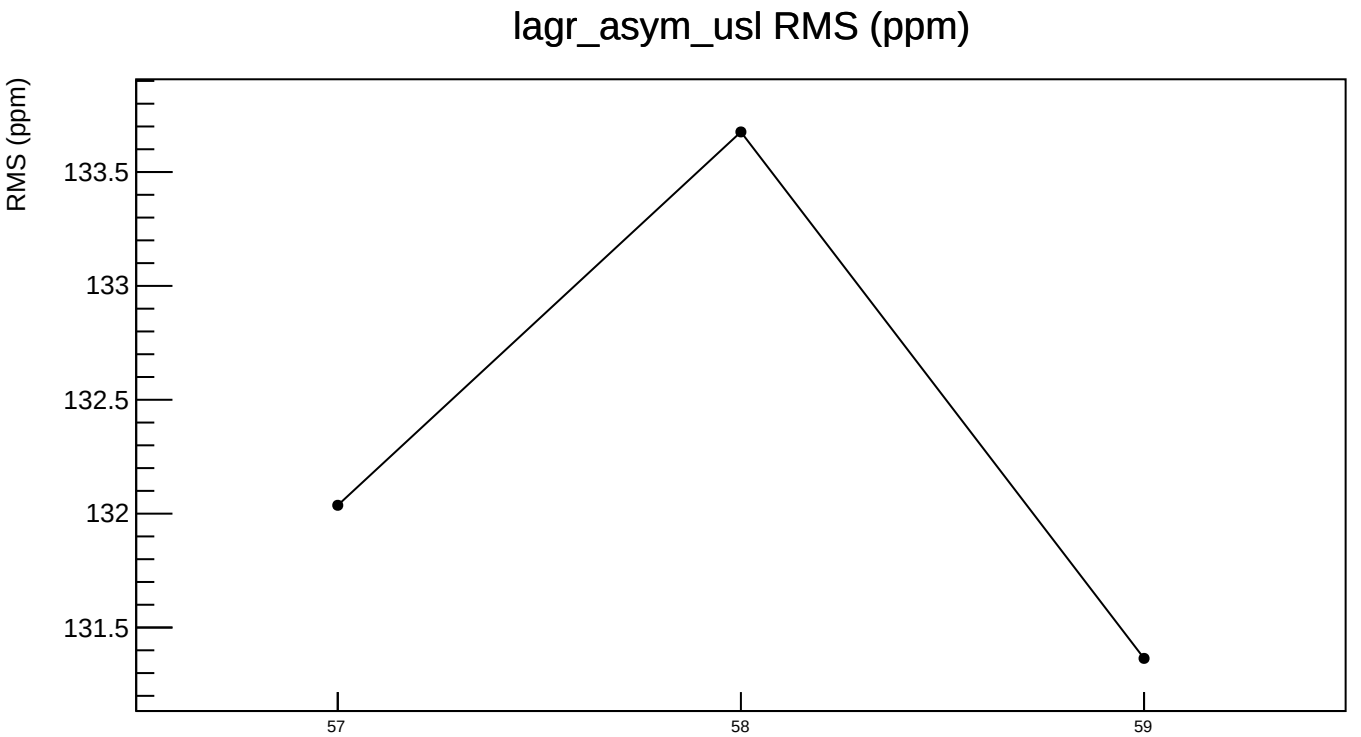
lagr_asym_usl RMS (ppm)
RMS (ppm)
133.5
133
132.5
132
131.5
57
58
59

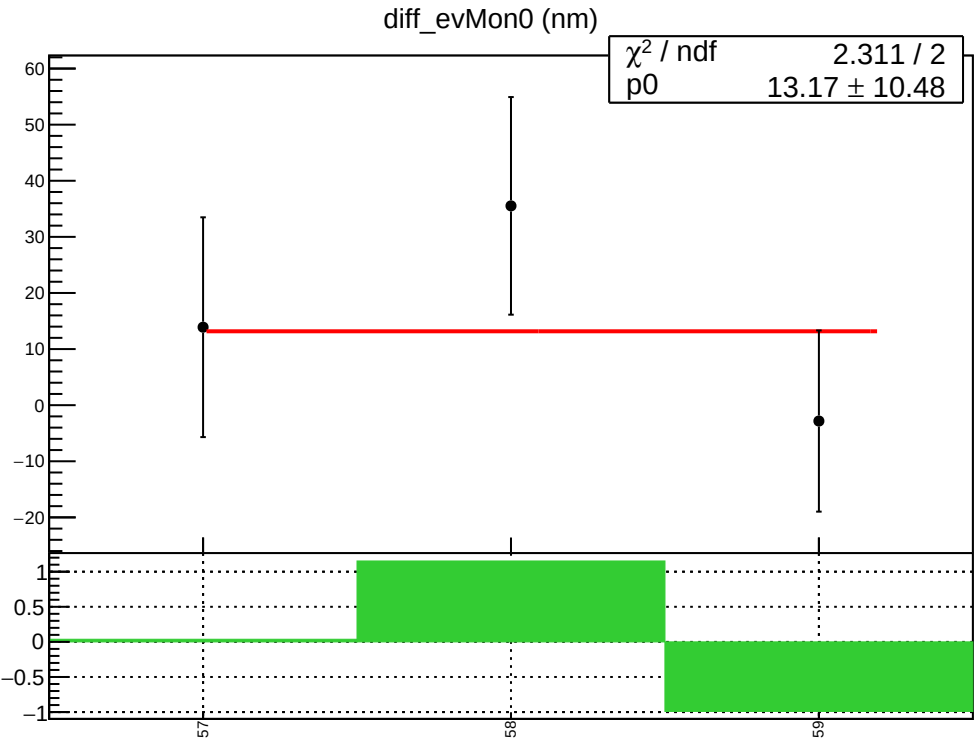
diff_evMon0 (nm)
χ² / ndf 2.311 / 2
p0 13.17 ± 10.48
60
50
40
30
20
10
0
−10
−20
1
0.5
0
−0.5
−1
57
58
59

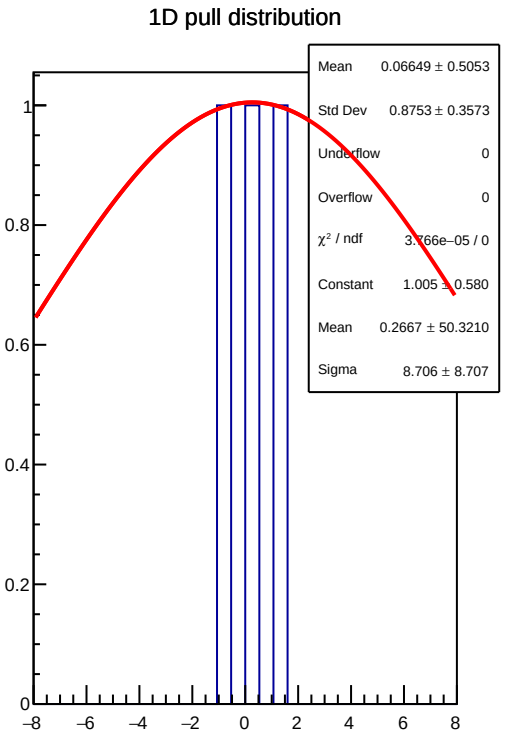
1D pull distribution
Mean 0.06649 ± 0.5053
Std Dev 0.8753 ± 0.3573
Underflow 0
Overflow 0
χ² / ndf 3.766e−05 / 0
Constant 1.005 ± 0.580
Mean 0.2667 ± 50.3210
Sigma 8.706 ± 8.707
1
0.8
0.6
0.4
0.2
0
−8
−6
−4
−2
0
2
4
6
8

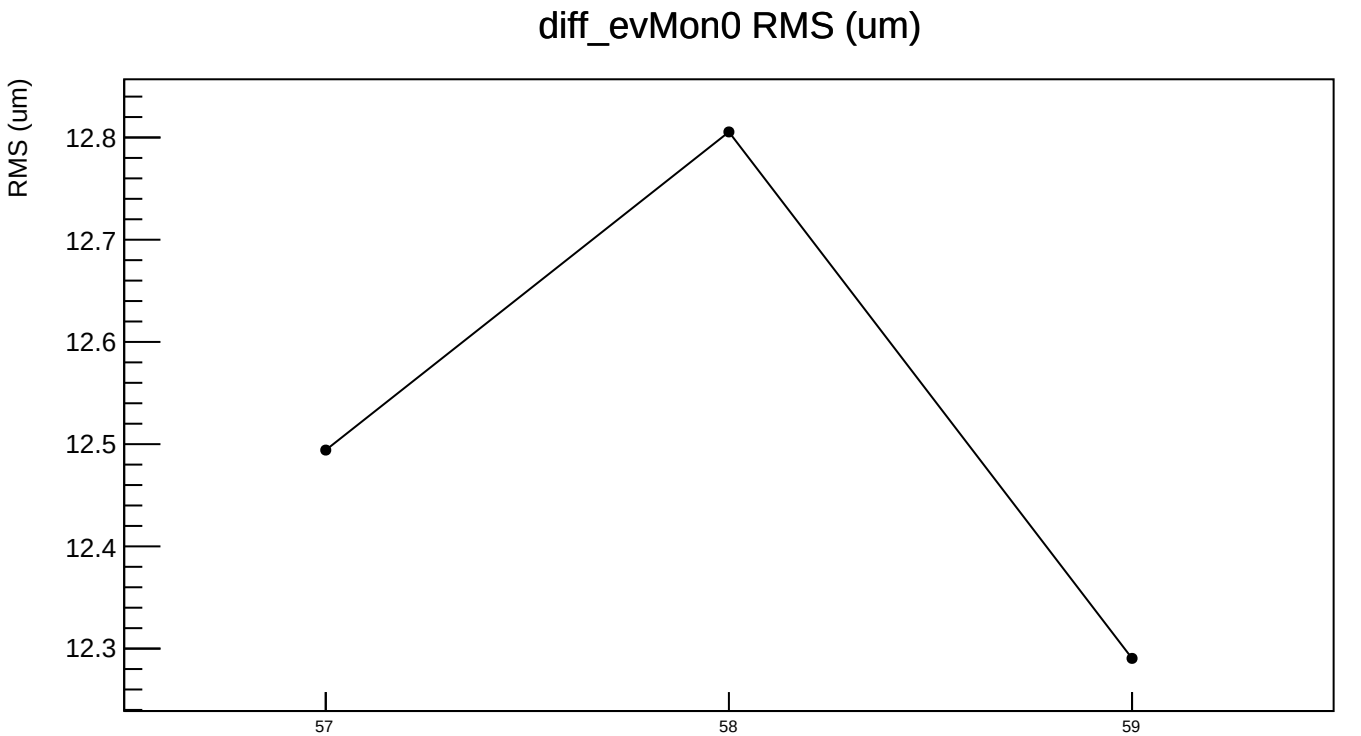
diff_evMon0 RMS (um)
RMS (um)
12.8
12.7
12.6
12.5
12.4
12.3
57
58
59

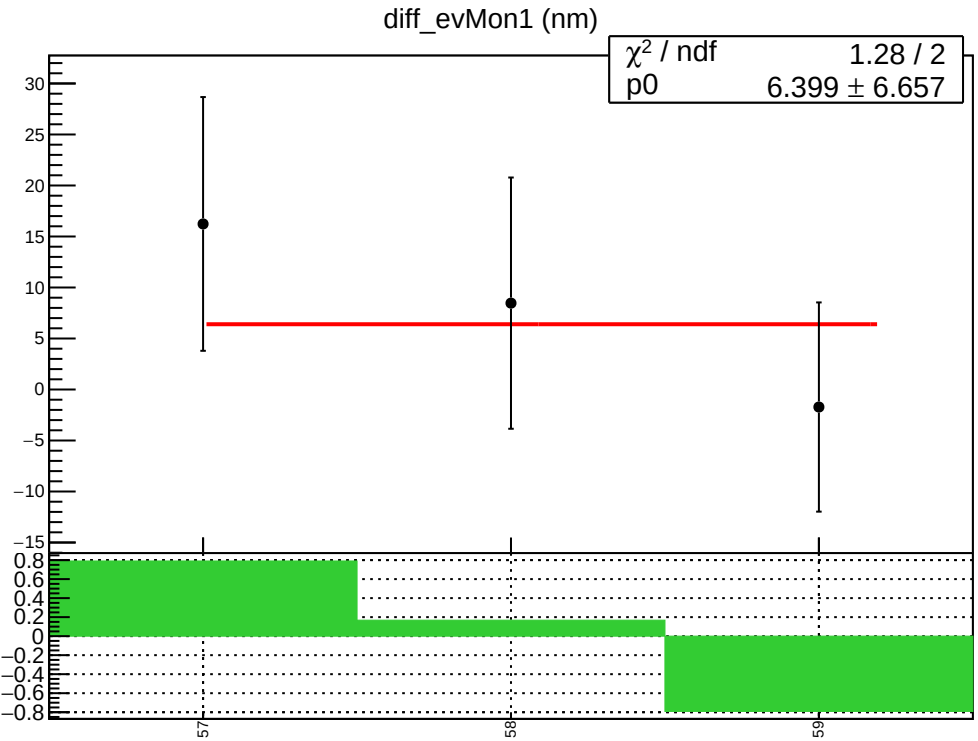
diff_evMon1 (nm)
χ² / ndf 1.28 / 2
p0 6.399 ± 6.657
30
25
20
15
10
5
0
−5
−10
−15
0.8
0.6
0.4
0.2
0
−0.2
−0.4
−0.6
−0.8
57
58
59

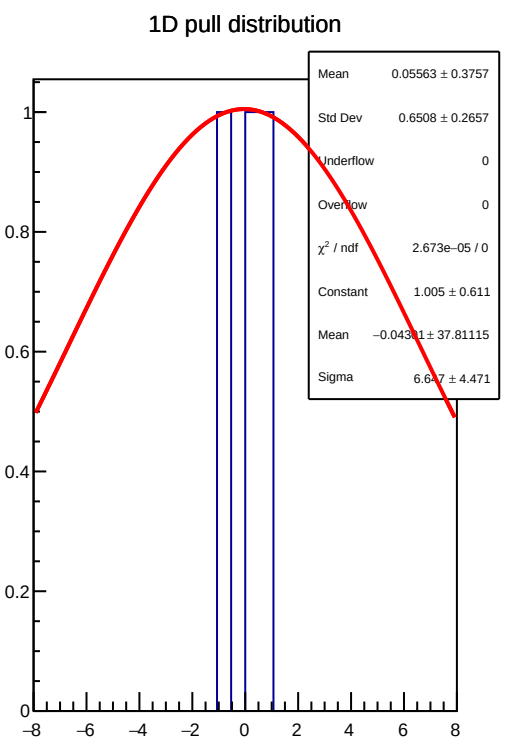
1D pull distribution
Mean 0.05563 ± 0.3757
Std Dev 0.6508 ± 0.2657
Underflow 0
Overflow 0
χ² / ndf 2.673e−05 / 0
Constant 1.005 ± 0.611
Mean −0.0431 ± 37.81115
Sigma 6.627 ± 4.471
1
0.8
0.6
0.4
0.2
0
−8
−6
−4
−2
0
2
4
6
8

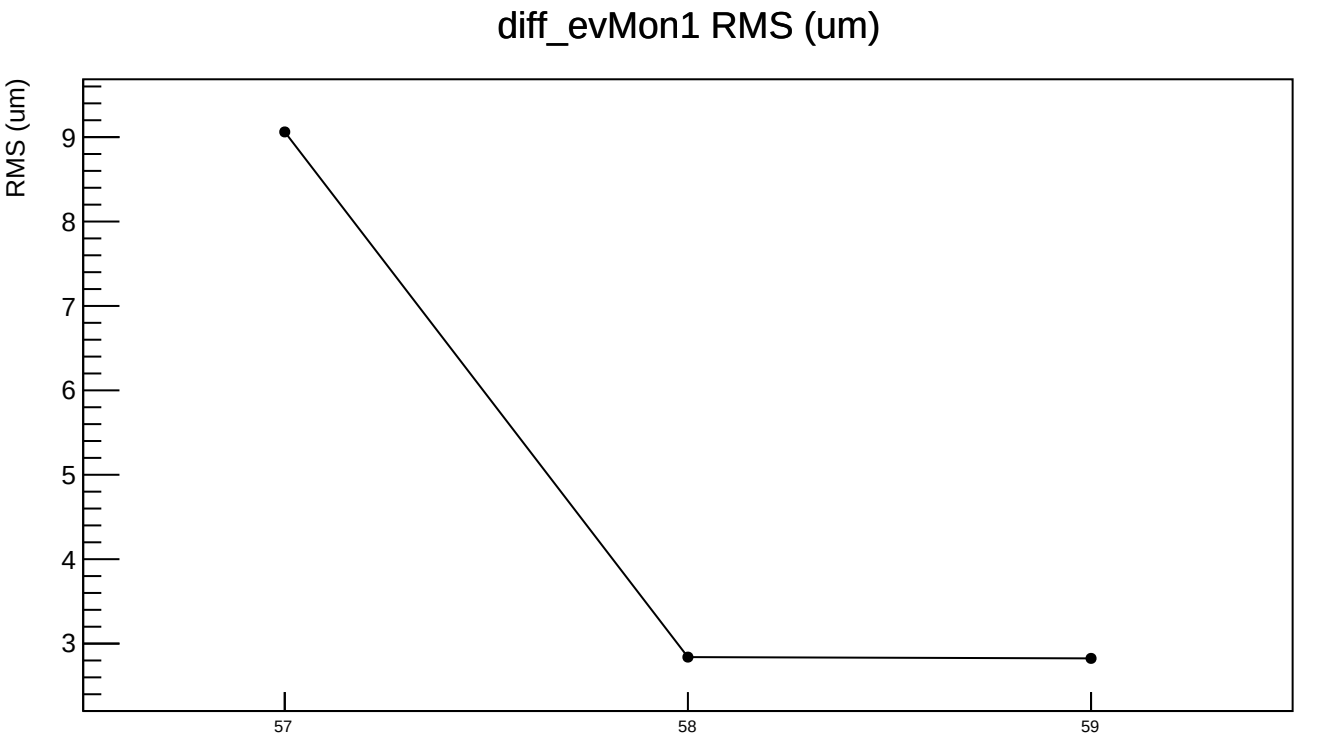
diff_evMon1 RMS (um)
RMS (um)
9
8
7
6
5
4
3
57
58
59

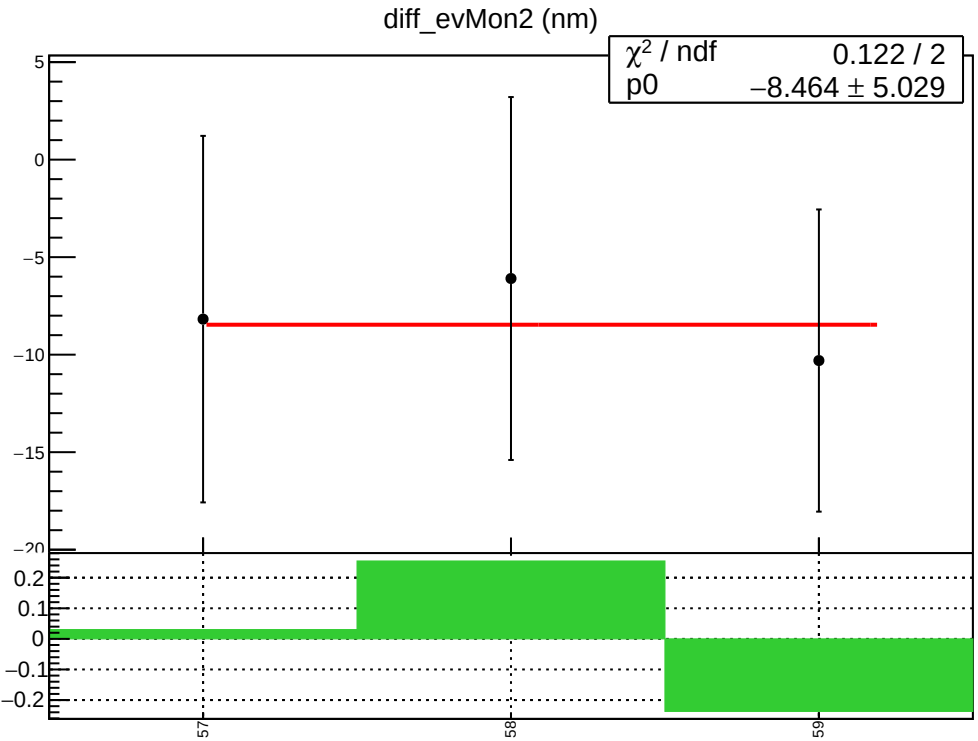
diff_evMon2 (nm)
χ² / ndf 0.122 / 2
p0 −8.464 ± 5.029
5
0
−5
−10
−15
−20
0.2
0.1
0
−0.1
−0.2
57
58
59

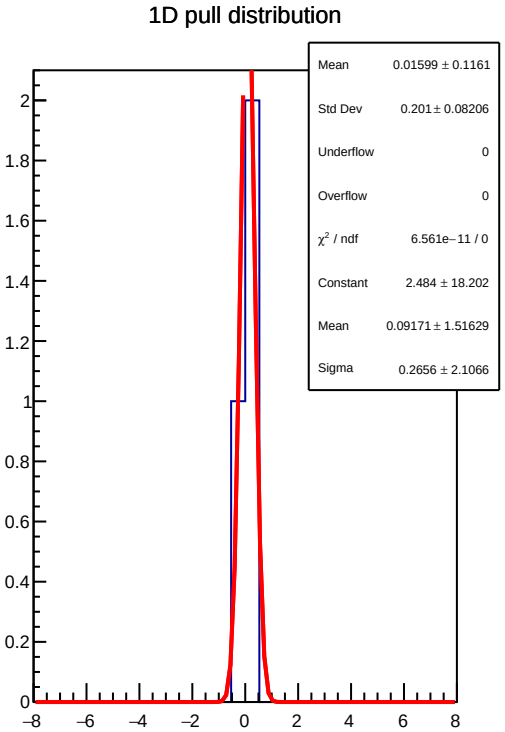
1D pull distribution
Mean 0.01599 ± 0.1161
Std Dev 0.201 ± 0.08206
Underflow 0
Overflow 0
χ² / ndf 6.561e−11 / 0
Constant 2.484 ± 18.202
Mean 0.09171 ± 1.51629
Sigma 0.2656 ± 2.1066
2
1.8
1.6
1.4
1.2
1
0.8
0.6
0.4
0.2
0
−8
−6
−4
−2
0
2
4
6
8

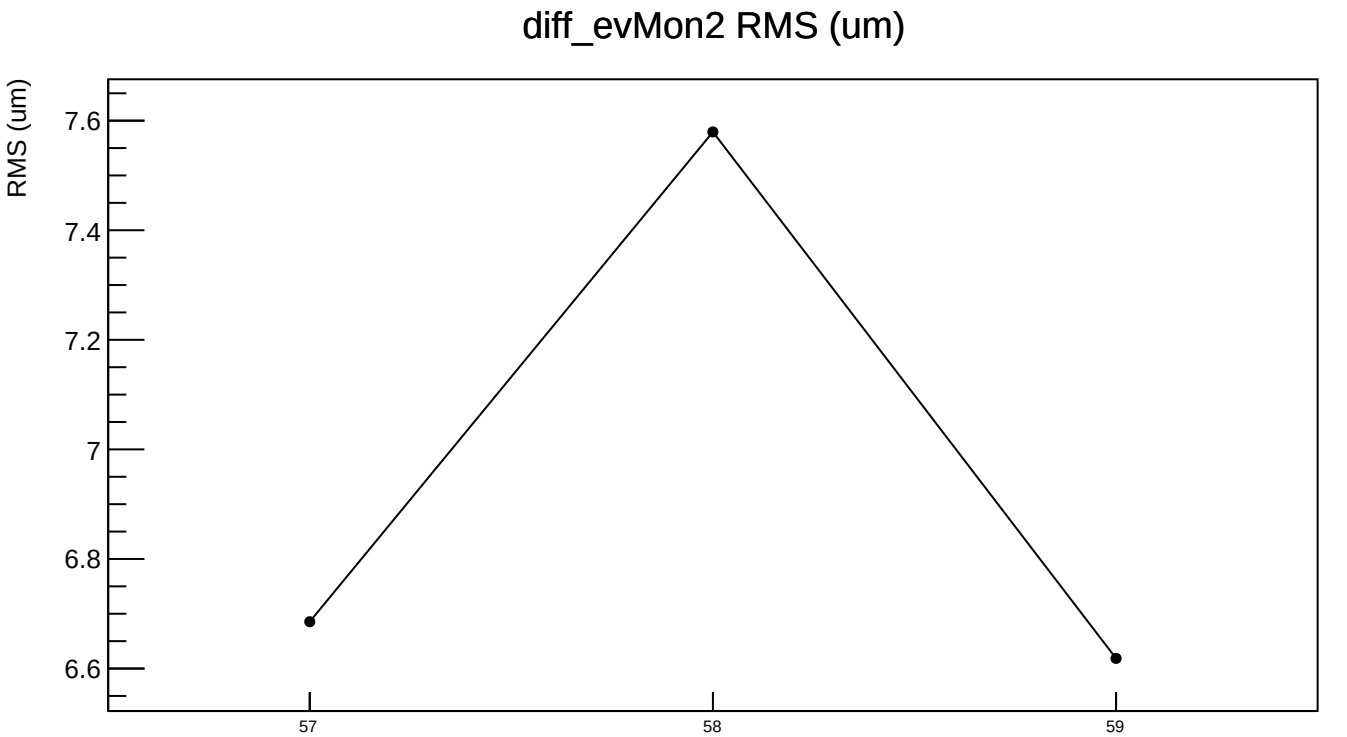
diff_evMon2 RMS (um)
RMS (um)
7.6
7.4
7.2
7
6.8
6.6
57
58
59

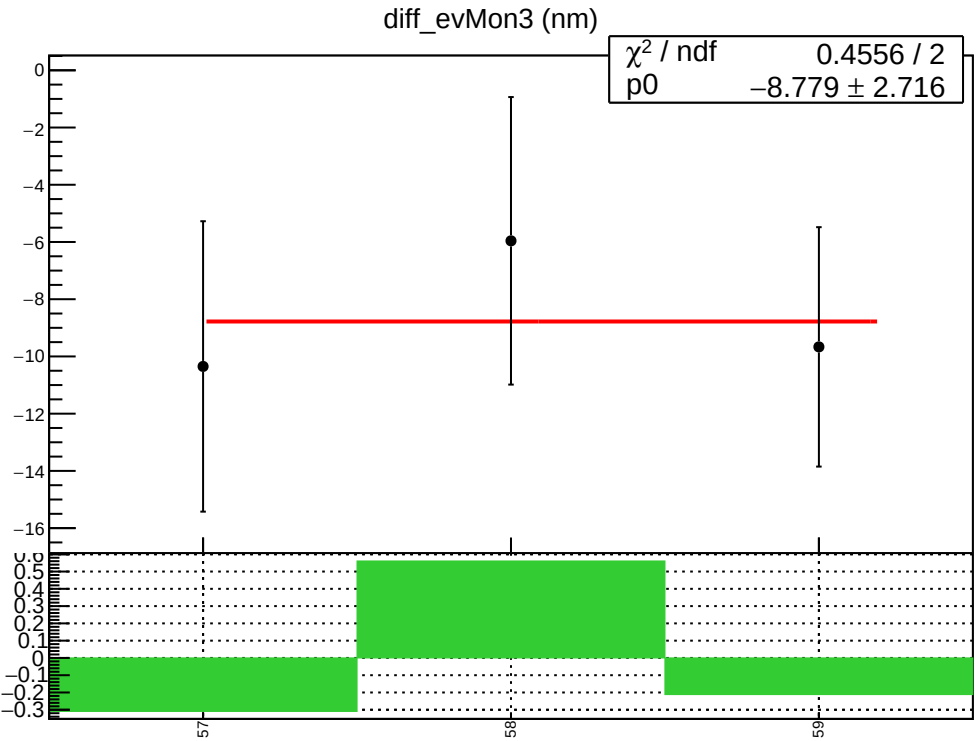
diff_evMon3 (nm)
χ² / ndf 0.4556 / 2
p0 −8.779 ± 2.716
0
−2
−4
−6
−8
−10
−12
−14
−16
0.6
0.5
0.4
0.3
0.2
0.1
0
−0.1
−0.2
−0.3
57
58
59

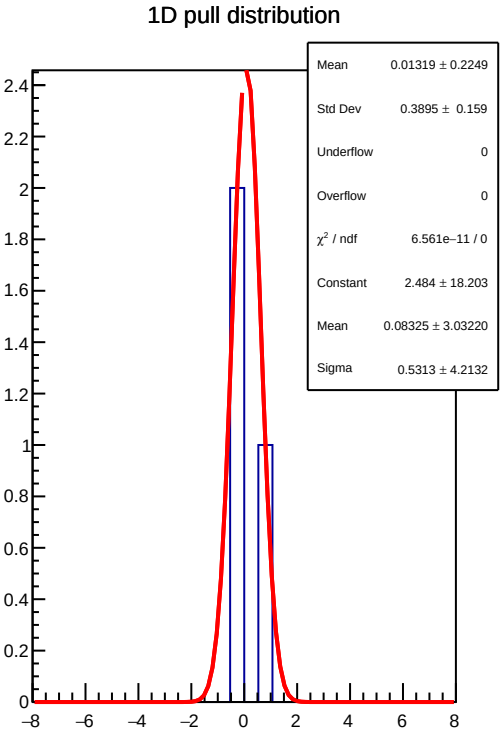
1D pull distribution
Mean 0.01319 ± 0.2249
Std Dev 0.3895 ± 0.159
Underflow 0
Overflow 0
χ² / ndf 6.561e−11 / 0
Constant 2.484 ± 18.203
Mean 0.08325 ± 3.03220
Sigma 0.5313 ± 4.2132
2.4
2.2
2
1.8
1.6
1.4
1.2
1
0.8
0.6
0.4
0.2
0
−8
−6
−4
−2
0
2
4
6
8

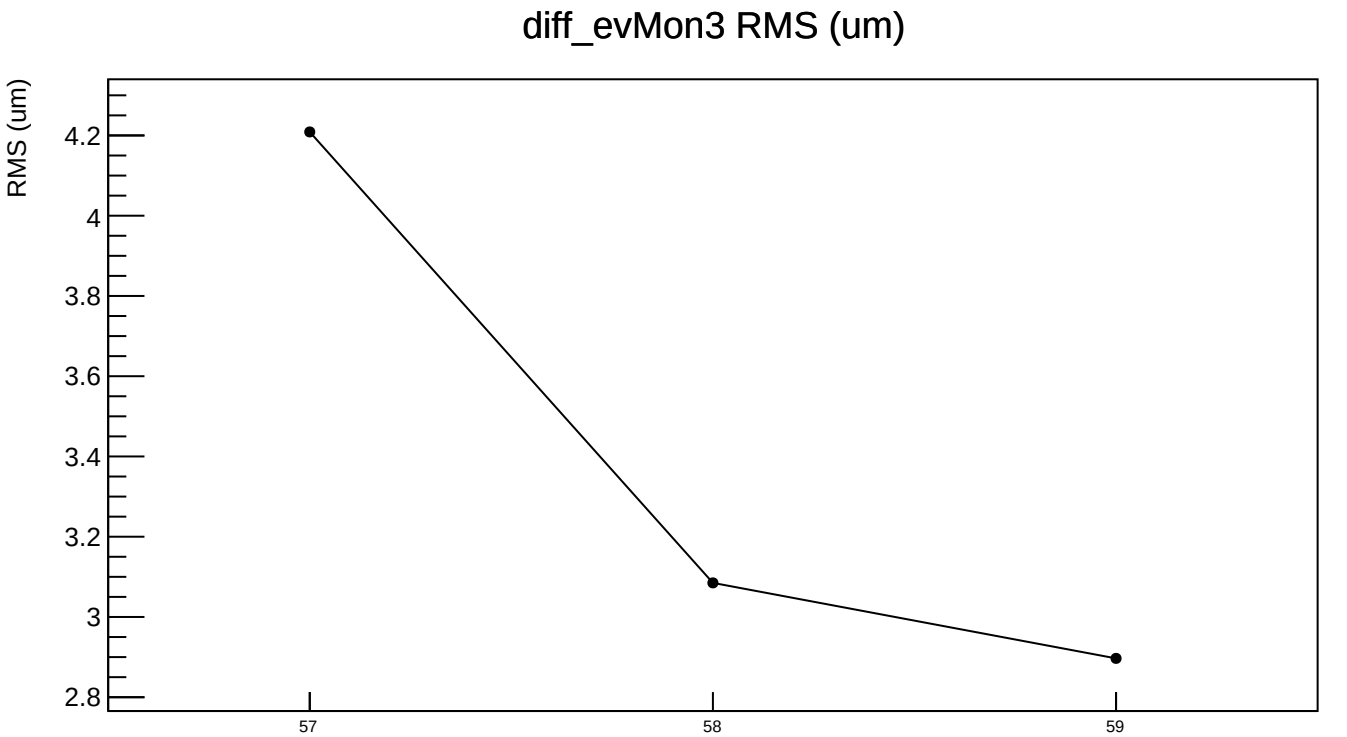
diff_evMon3 RMS (um)
RMS (um)
4.2
4
3.8
3.6
3.4
3.2
3
2.8
57
58
59

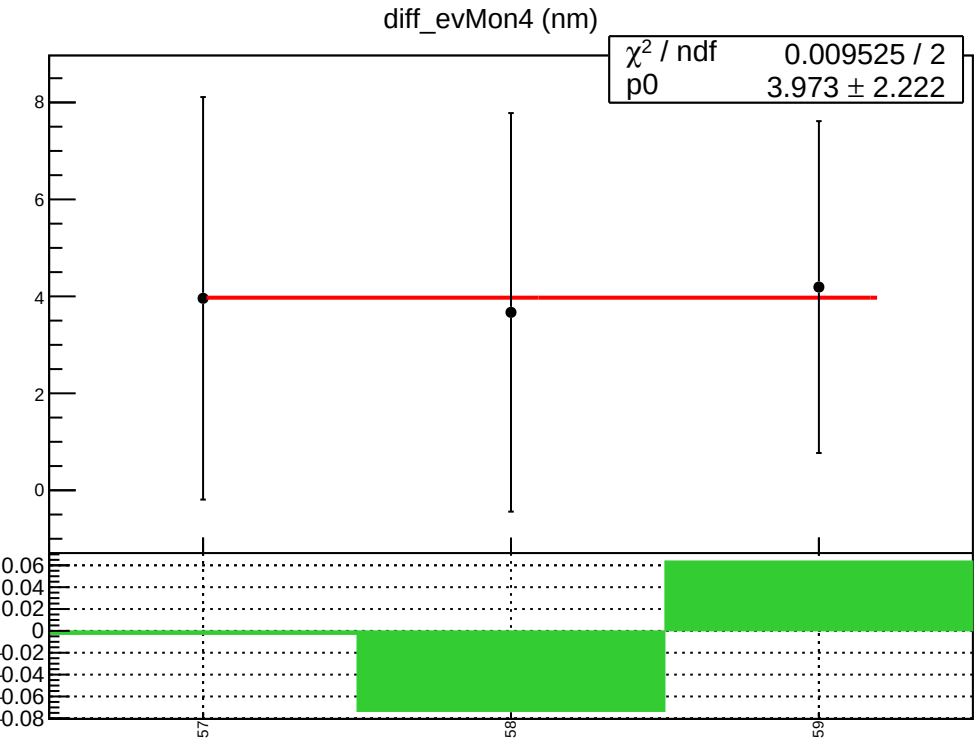
diff_evMon4 (nm)
χ² / ndf 0.009525 / 2
p0 3.973 ± 2.222
8
6
4
2
0
0.06
0.04
0.02
0
-0.02
-0.04
-0.06
-0.08
57
58
59

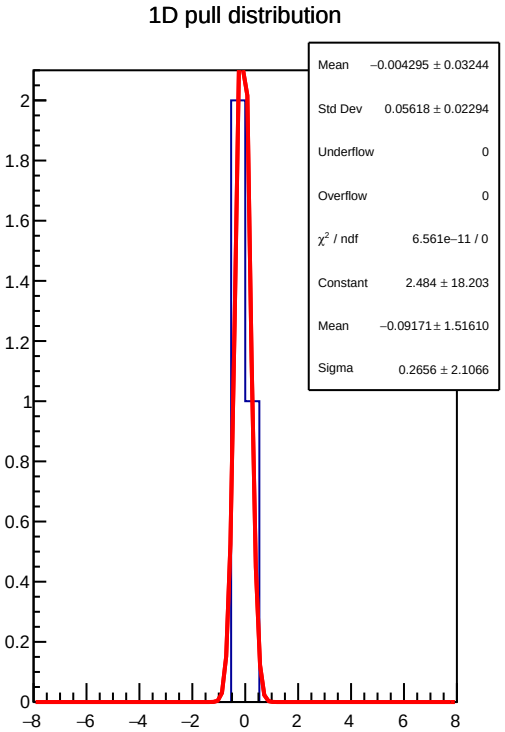
1D pull distribution
Mean −0.004295 ± 0.03244
Std Dev 0.05618 ± 0.02294
Underflow 0
Overflow 0
χ² / ndf 6.561e−11 / 0
Constant 2.484 ± 18.203
Mean −0.09171 ± 1.51610
Sigma 0.2656 ± 2.1066
2
1.8
1.6
1.4
1.2
1
0.8
0.6
0.4
0.2
0
−8
−6
−4
−2
0
2
4
6
8

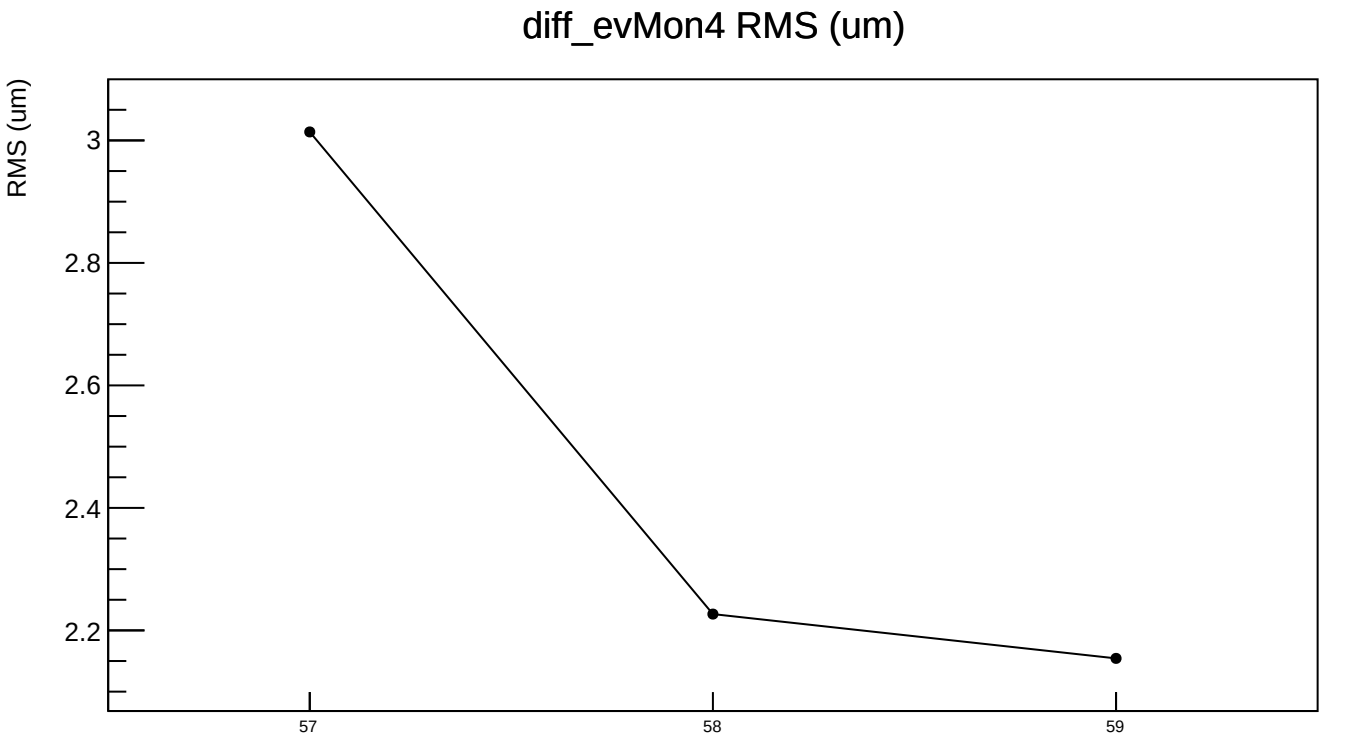
diff_evMon4 RMS (um)
RMS (um)
3
2.8
2.6
2.4
2.2
57
58
59

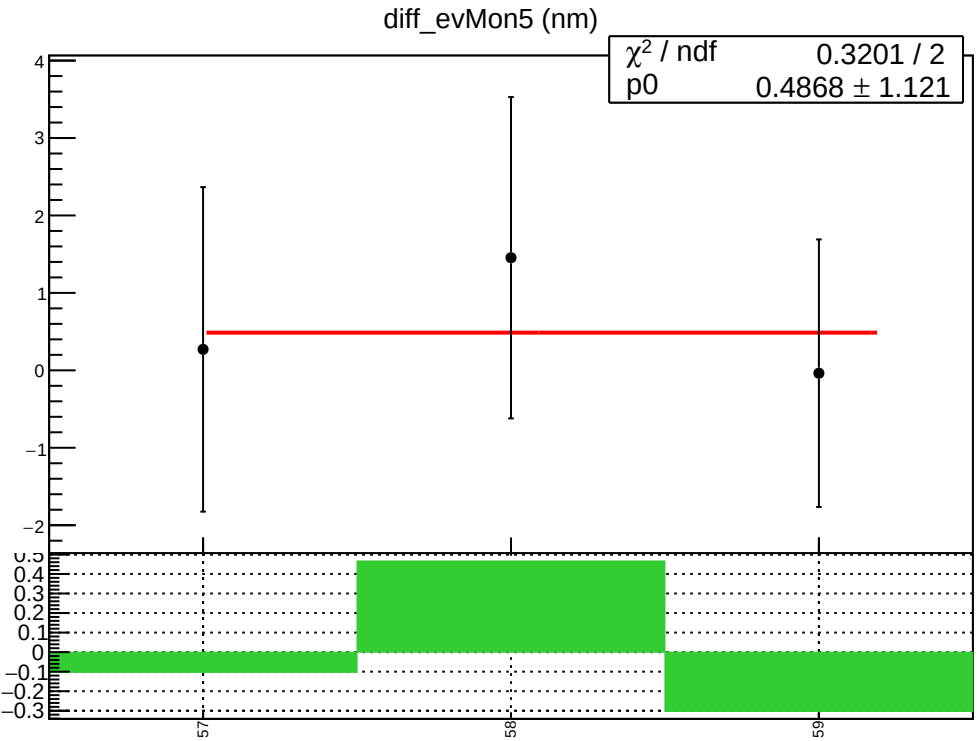
diff_evMon5 (nm)
χ² / ndf 0.3201 / 2
p0 0.4868 ± 1.121
4
3
2
1
0
−1
−2
0.5
0.4
0.3
0.2
0.1
0
−0.1
−0.2
−0.3
57
58
59

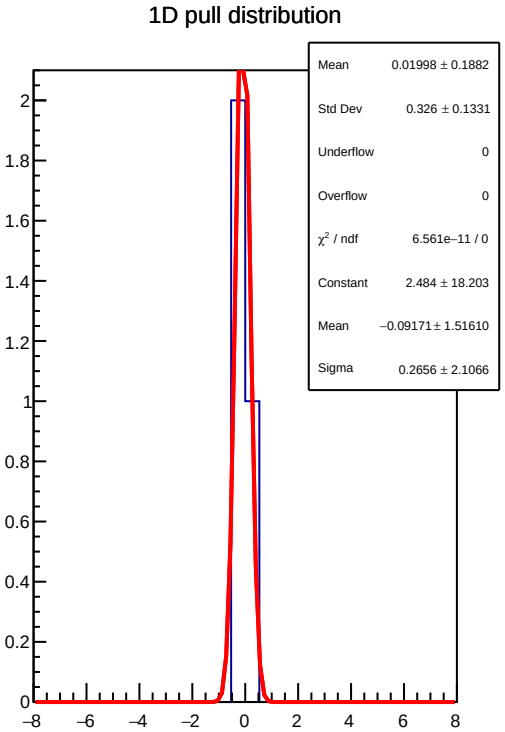
1D pull distribution
Mean 0.01998 ± 0.1882
Std Dev 0.326 ± 0.1331
Underflow 0
Overflow 0
χ² / ndf 6.561e−11 / 0
Constant 2.484 ± 18.203
Mean −0.09171 ± 1.51610
Sigma 0.2656 ± 2.1066
2
1.8
1.6
1.4
1.2
1
0.8
0.6
0.4
0.2
0
−8
−6
−4
−2
0
2
4
6
8

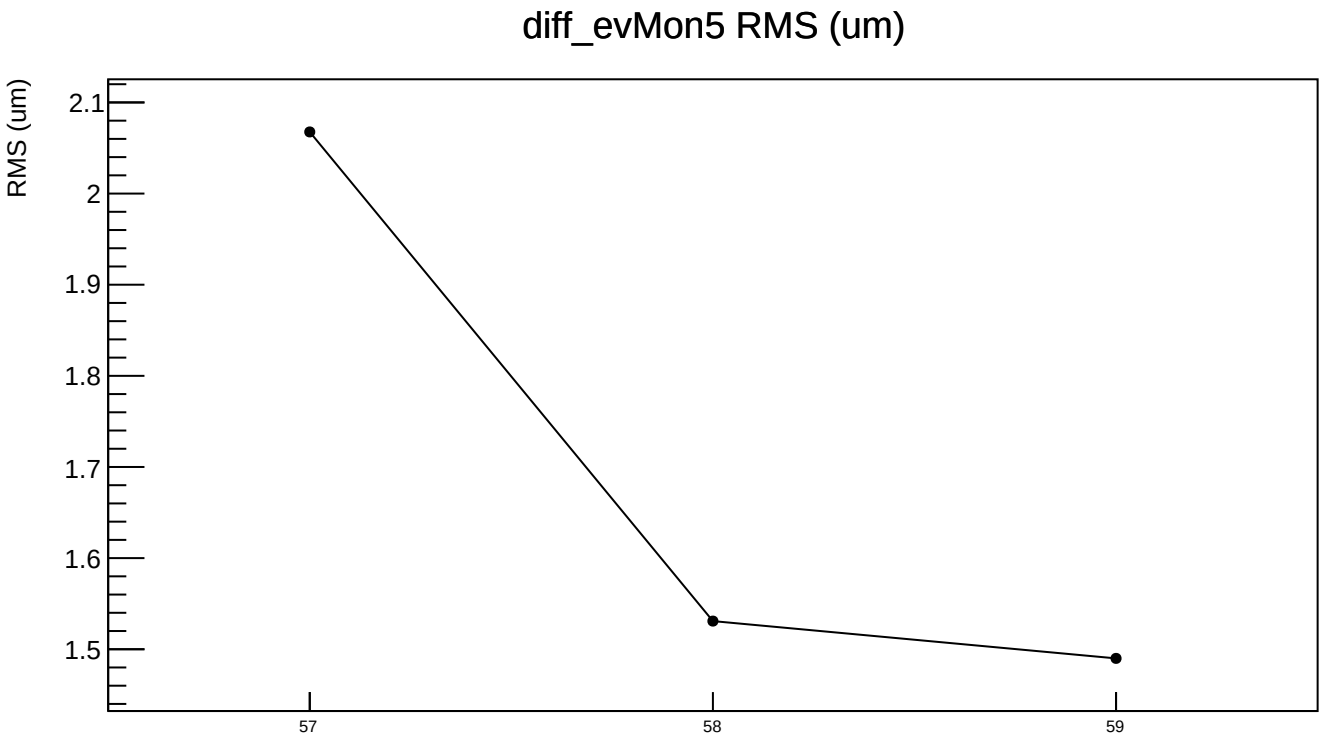
diff_evMon5 RMS (um)
RMS (um)
2.1
2
1.9
1.8
1.7
1.6
1.5
57
58
59

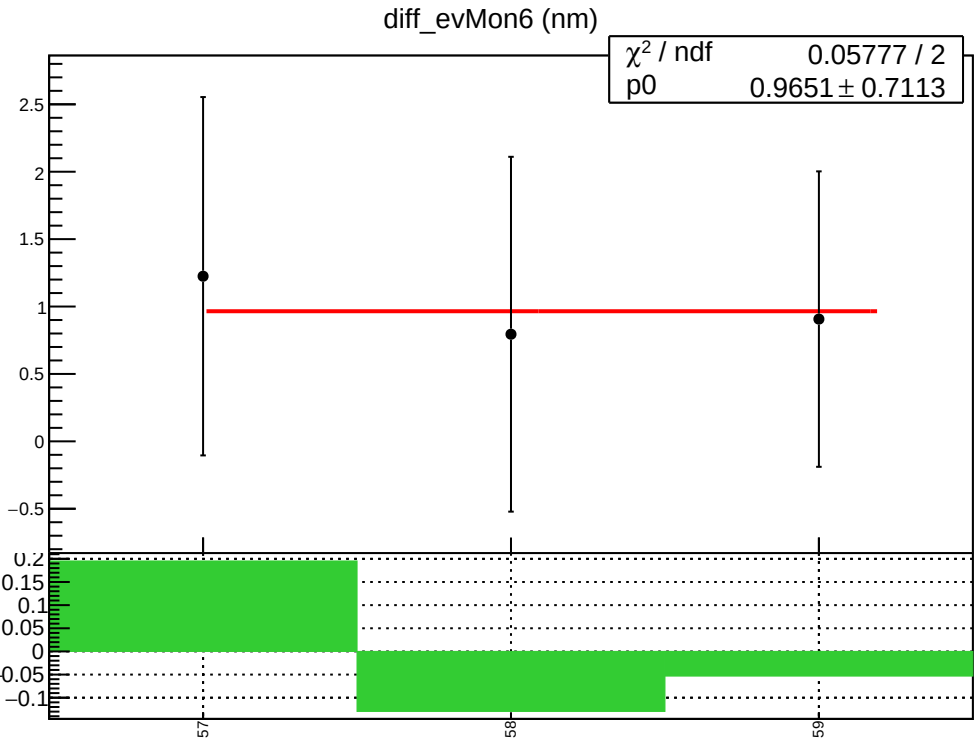
diff_evMon6 (nm)
χ² / ndf 0.05777 / 2
p0 0.9651 ± 0.7113
2.5
2
1.5
1
0.5
0
−0.5
0.2
0.15
0.1
0.05
0
−0.05
−0.1
57
58
59

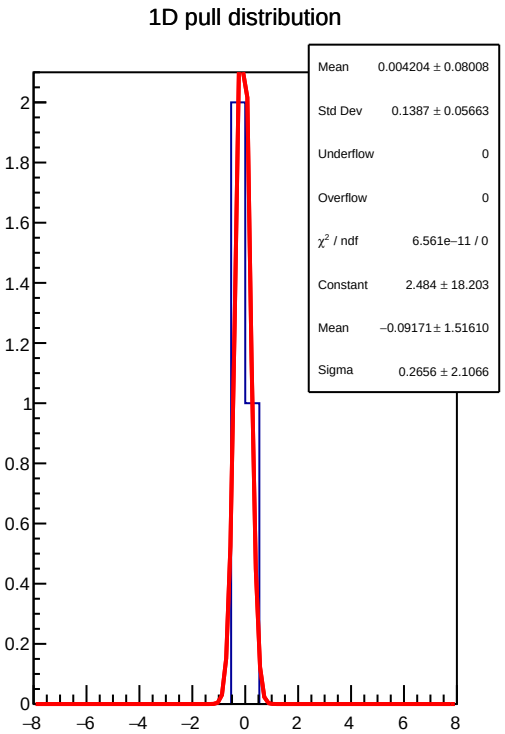
1D pull distribution
Mean 0.004204 ± 0.08008
Std Dev 0.1387 ± 0.05663
Underflow 0
Overflow 0
χ² / ndf 6.561e−11 / 0
Constant 2.484 ± 18.203
Mean −0.09171 ± 1.51610
Sigma 0.2656 ± 2.1066
2
1.8
1.6
1.4
1.2
1
0.8
0.6
0.4
0.2
0
−8
−6
−4
−2
0
2
4
6
8

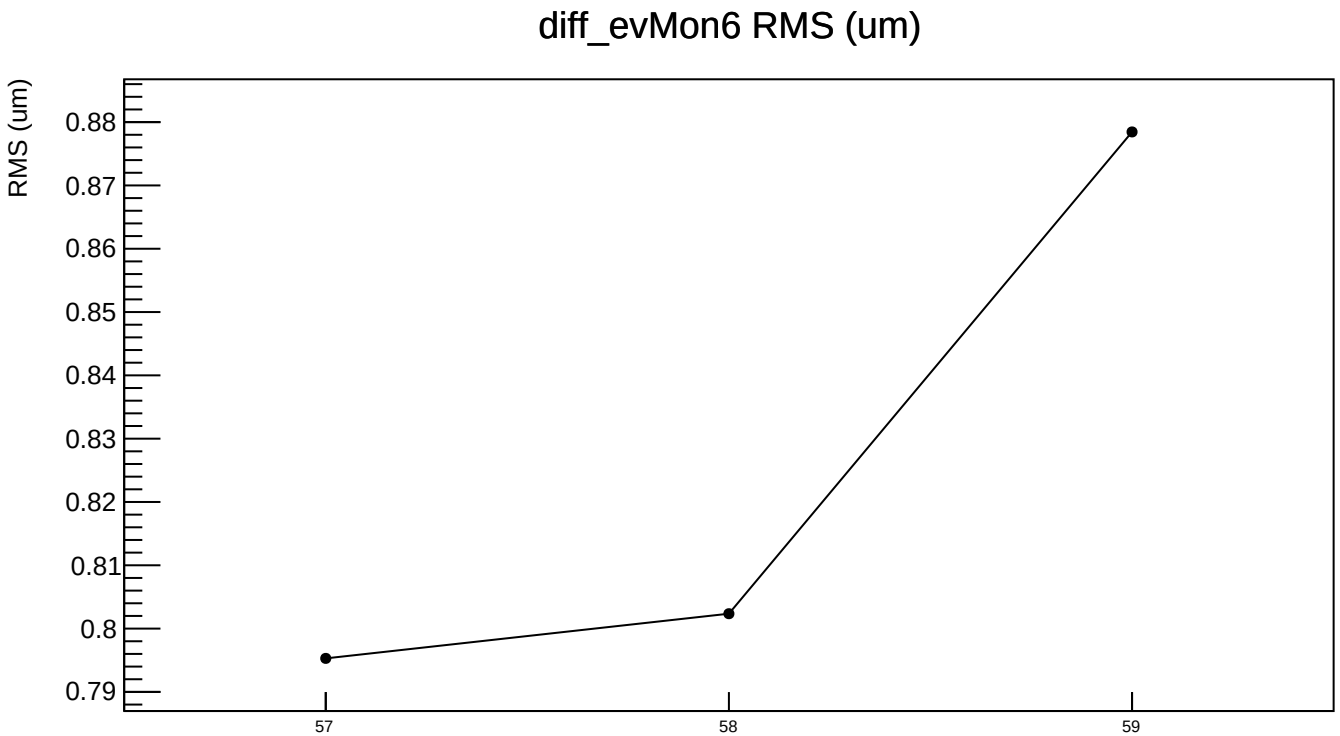
diff_evMon6 RMS (um)
RMS (um)
0.88
0.87
0.86
0.85
0.84
0.83
0.82
0.81
0.8
0.79
57
58
59

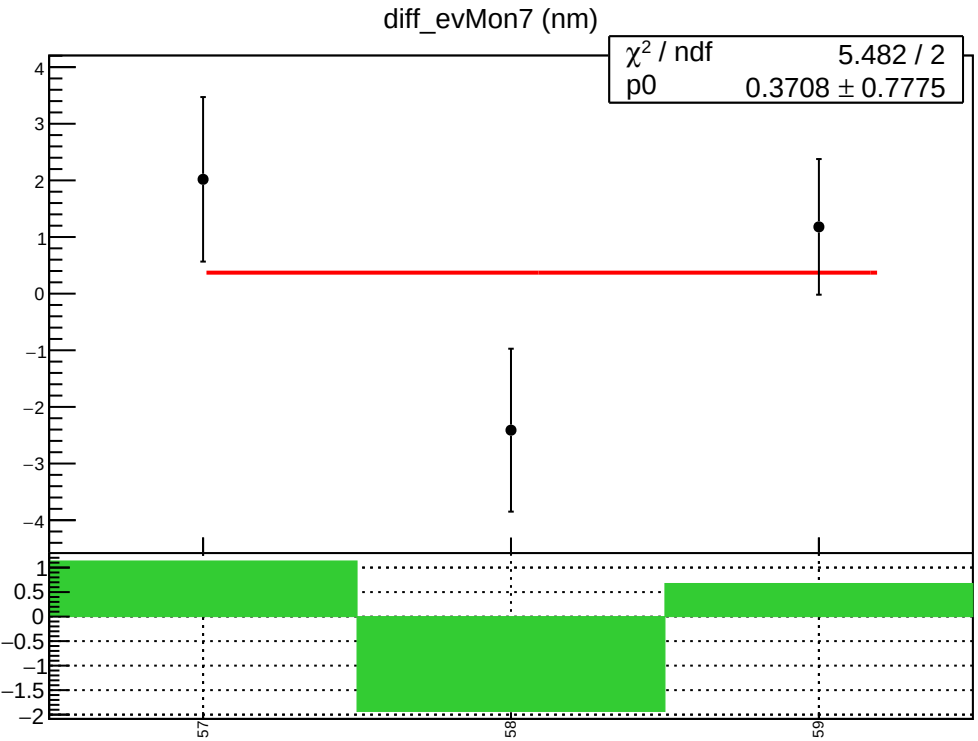
diff_evMon7 (nm)
χ^2 / ndf 5.482 / 2
p0 0.3708 ± 0.7775
4
3
2
1
0
−1
−2
−3
−4
1
0.5
0
−0.5
−1
−1.5
−2
57
58
59

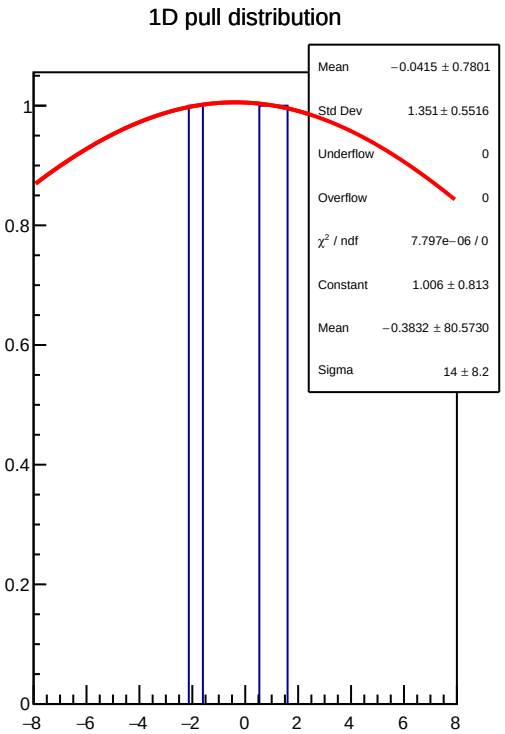
1D pull distribution
Mean −0.0415 ± 0.7801
Std Dev 1.351 ± 0.5516
Underflow 0
Overflow 0
χ^2 / ndf 7.797e−06 / 0
Constant 1.006 ± 0.813
Mean −0.3832 ± 80.5730
Sigma 14 ± 8.2
1
0.8
0.6
0.4
0.2
0
−8
−6
−4
−2
0
2
4
6
8

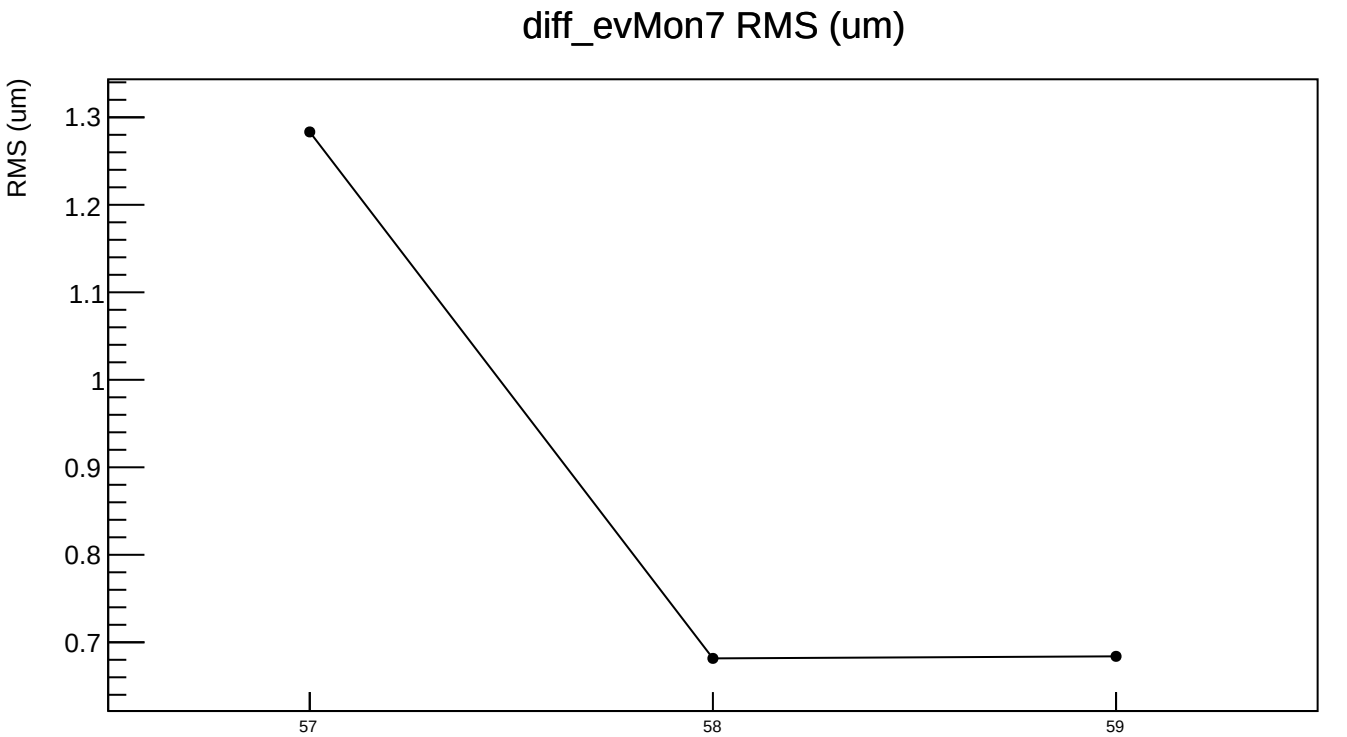
diff_evMon7 RMS (um)
RMS (um)
1.3
1.2
1.1
1
0.9
0.8
0.7
57
58
59

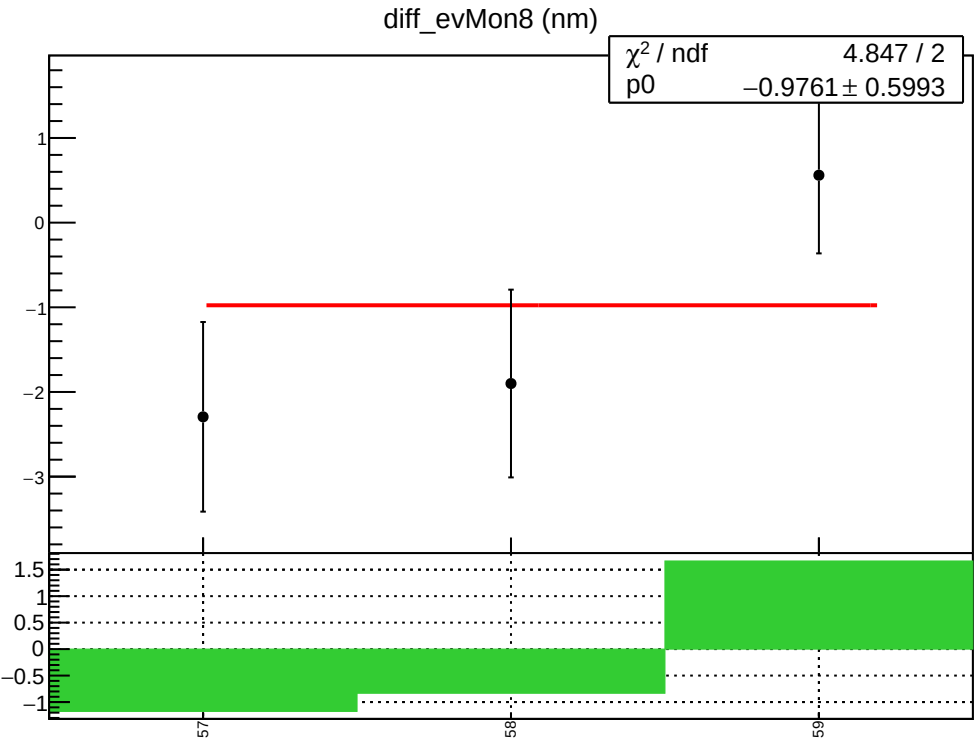
diff_evMon8 (nm)
χ^2 / ndf 4.847 / 2
p0 −0.9761 ± 0.5993
1
0
−1
−2
−3
1.5
1
0.5
0
−0.5
−1
57
58
59

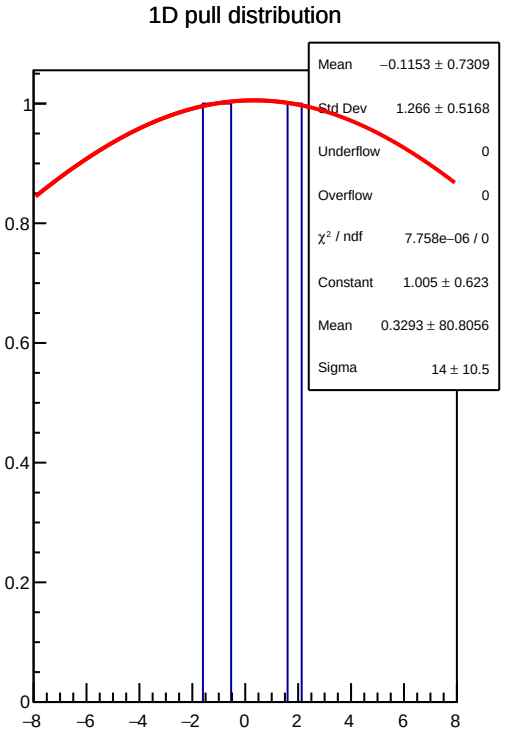
1D pull distribution
Mean −0.1153 ± 0.7309
Std Dev 1.266 ± 0.5168
Underflow 0
Overflow 0
χ^2 / ndf 7.758e−06 / 0
Constant 1.005 ± 0.623
Mean 0.3293 ± 80.8056
Sigma 14 ± 10.5
1
0.8
0.6
0.4
0.2
0
−8
−6
−4
−2
0
2
4
6
8

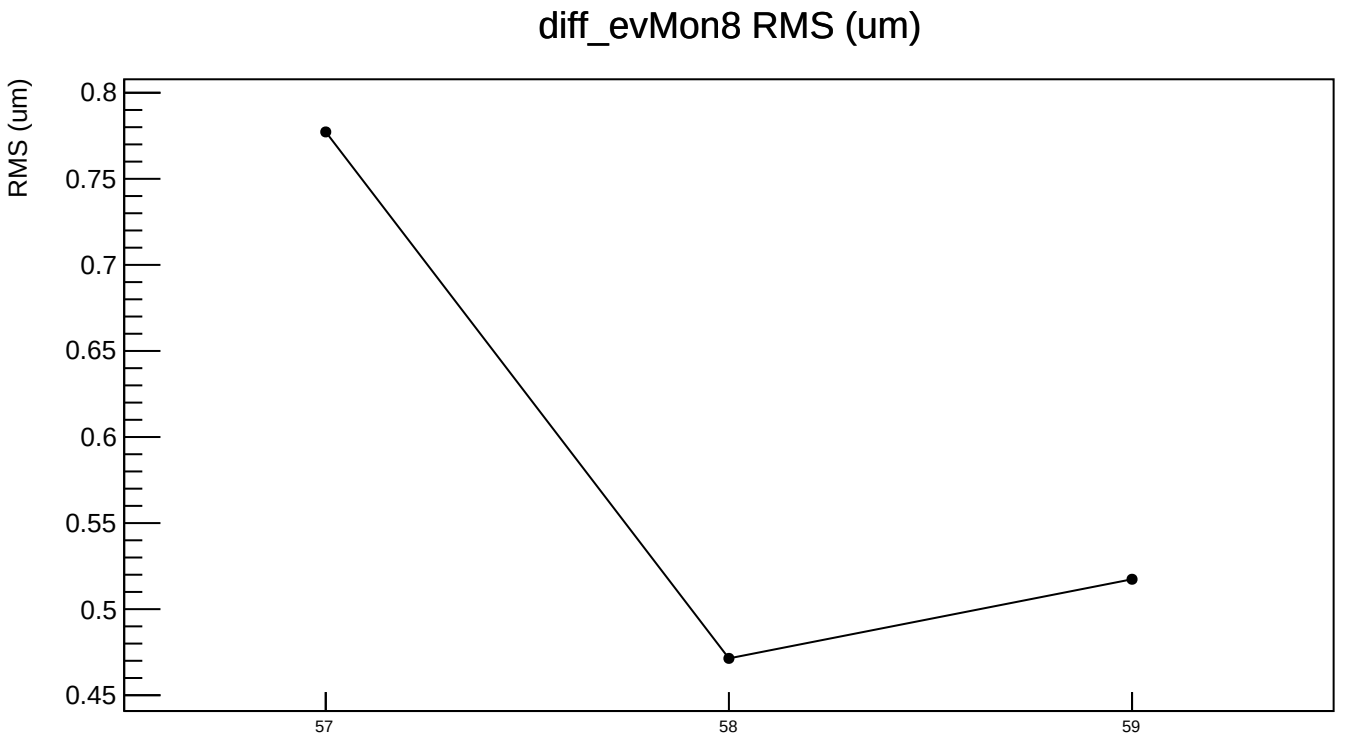
diff_evMon8 RMS (um)
RMS (um)
0.8
0.75
0.7
0.65
0.6
0.55
0.5
0.45
57
58
59

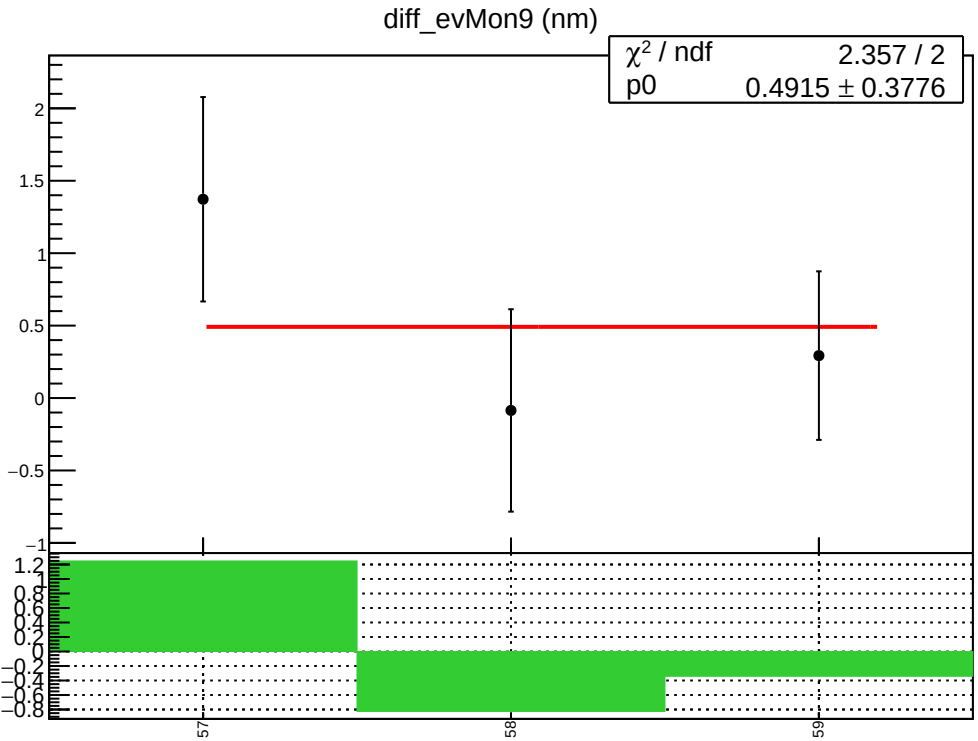
diff_evMon9 (nm)
χ² / ndf 2.357 / 2
p0 0.4915 ± 0.3776
57
58
59

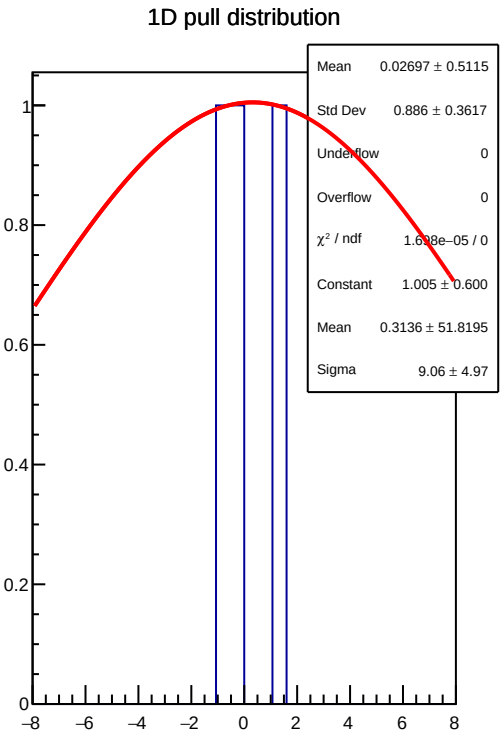
1D pull distribution
Mean 0.02697 ± 0.5115
Std Dev 0.886 ± 0.3617
Underflow 0
Overflow 0
χ² / ndf 1.608e−05 / 0
Constant 1.005 ± 0.600
Mean 0.3136 ± 51.8195
Sigma 9.06 ± 4.97

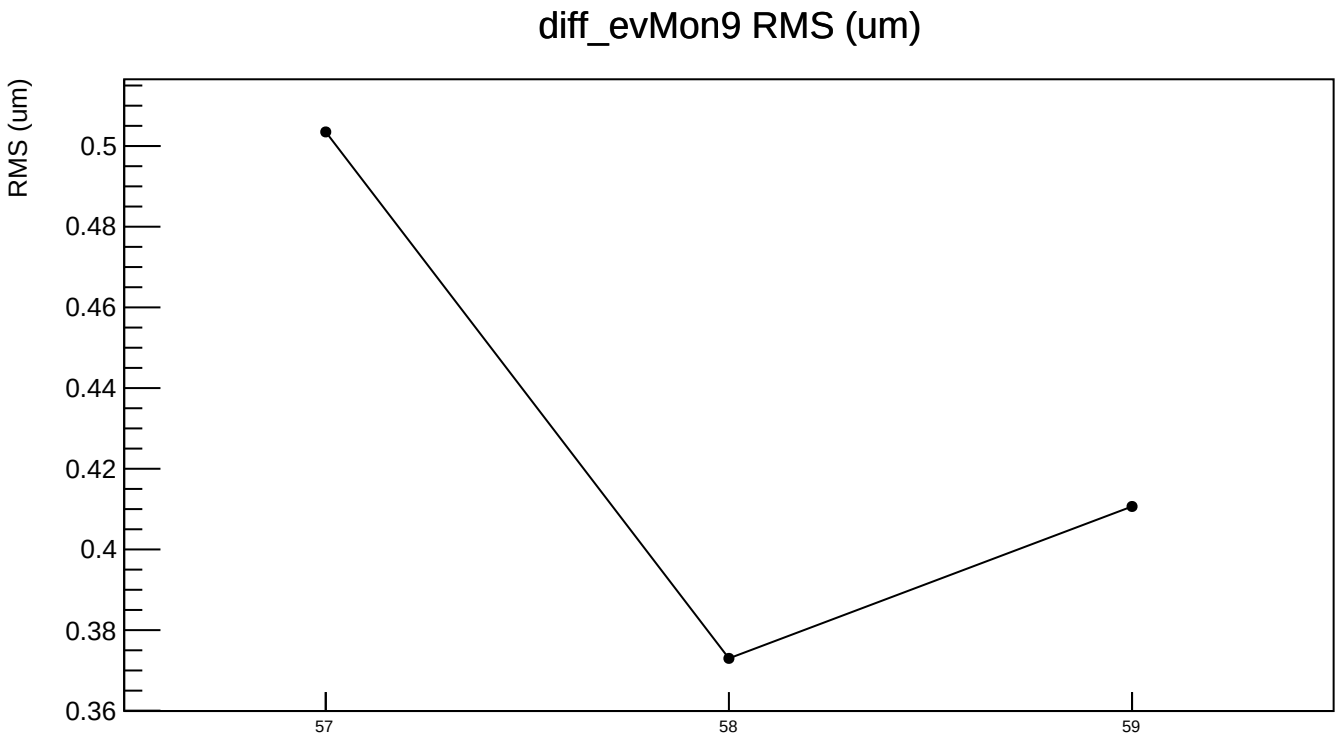
diff_evMon9 RMS (um)
RMS (um)
0.5
0.48
0.46
0.44
0.42
0.4
0.38
0.36
57
58
59

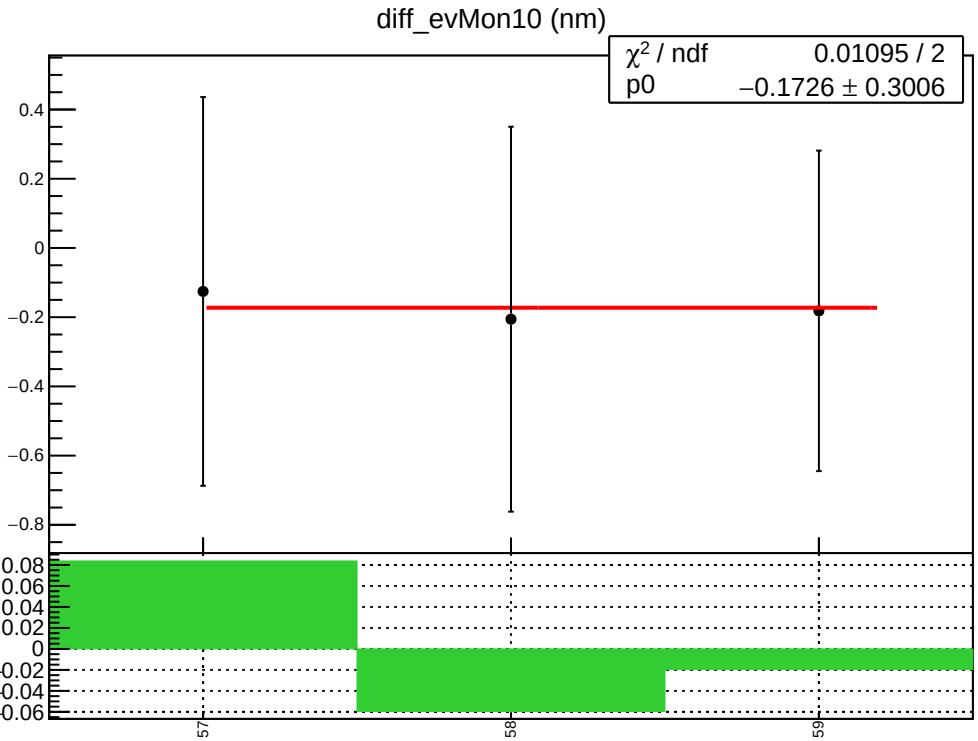
diff_evMon10 (nm)
χ^2 / ndf 0.01095 / 2
p0 −0.1726 ± 0.3006
0.4
0.2
0
−0.2
−0.4
−0.6
−0.8
0.08
0.06
0.04
0.02
0
−0.02
−0.04
−0.06
57
58
59

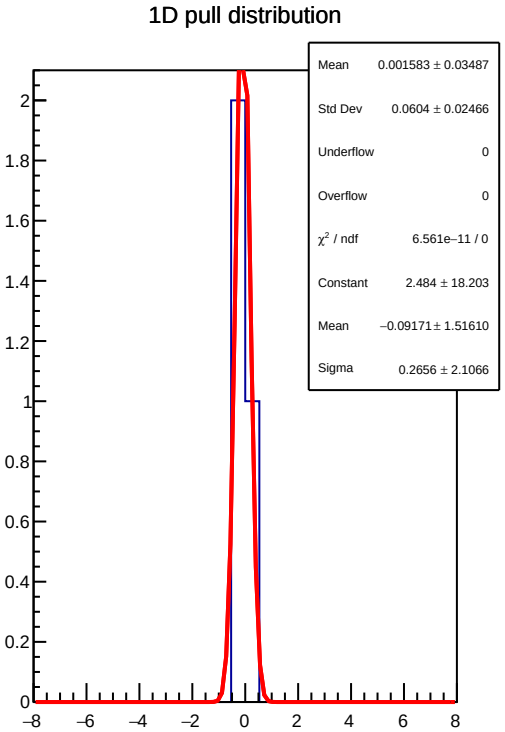
1D pull distribution
Mean 0.001583 ± 0.03487
Std Dev 0.0604 ± 0.02466
Underflow 0
Overflow 0
χ^2 / ndf 6.561e−11 / 0
Constant 2.484 ± 18.203
Mean −0.09171 ± 1.51610
Sigma 0.2656 ± 2.1066
2
1.8
1.6
1.4
1.2
1
0.8
0.6
0.4
0.2
0
−8
−6
−4
−2
0
2
4
6
8

diff_evMon10 RMS (um)

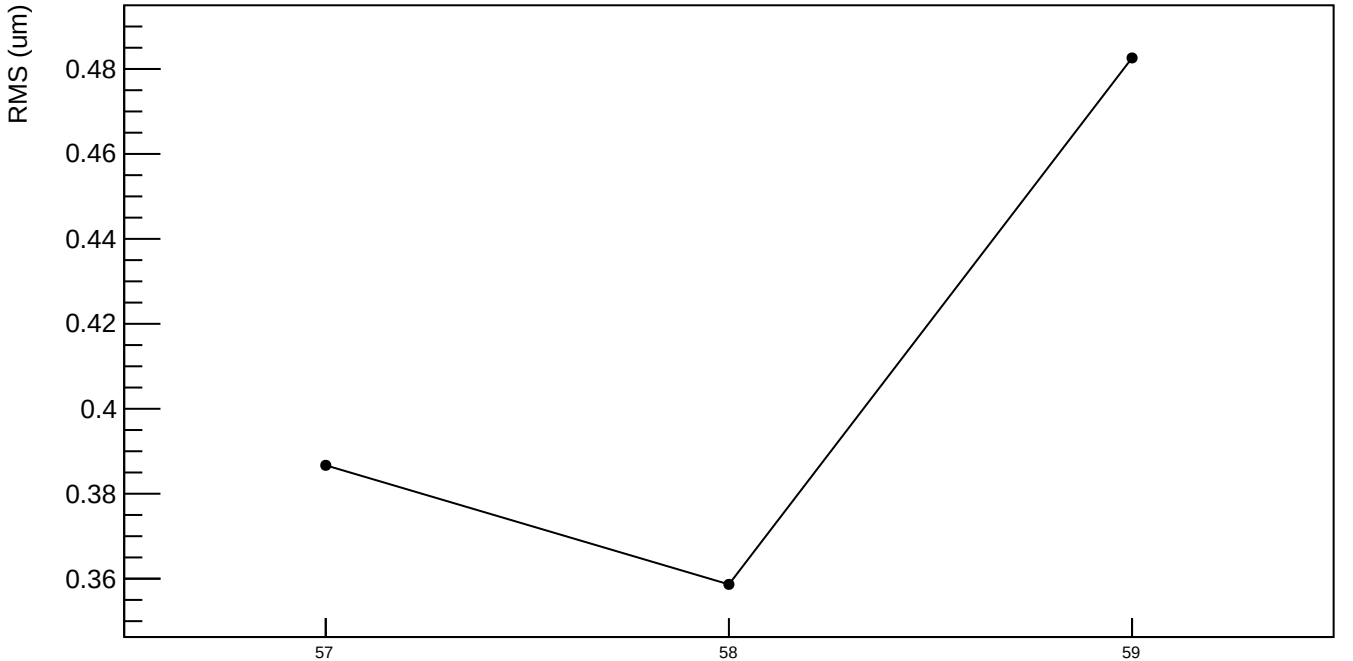

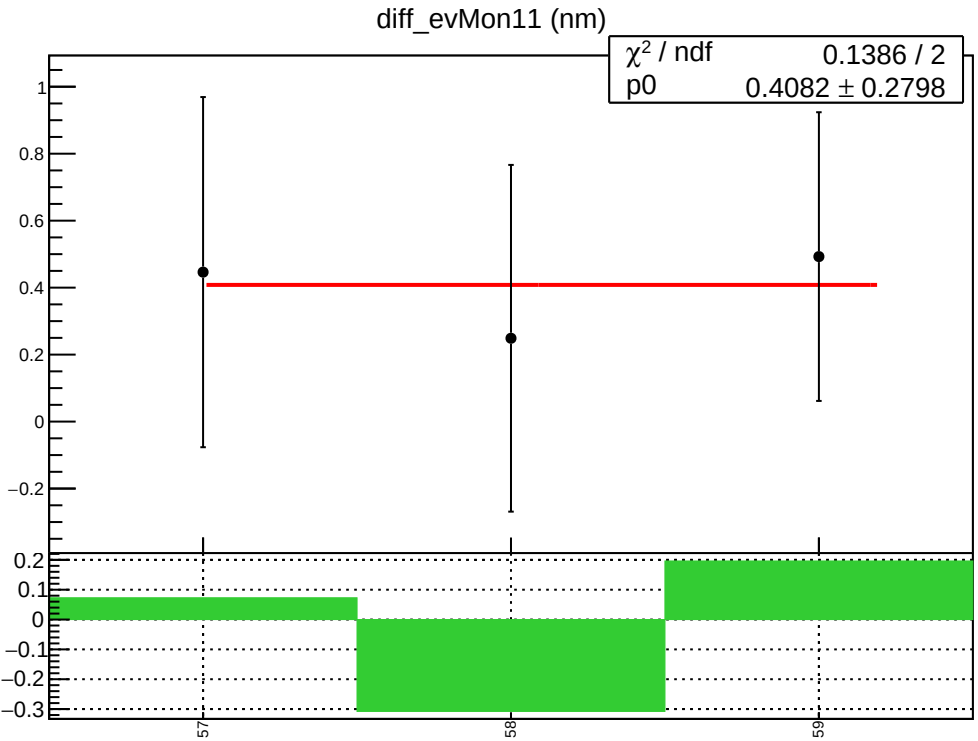
diff_evMon11 (nm)
χ² / ndf 0.1386 / 2
p0 0.4082 ± 0.2798
1
0.8
0.6
0.4
0.2
0
−0.2
0.2
0.1
0
−0.1
−0.2
−0.3
57
58
59

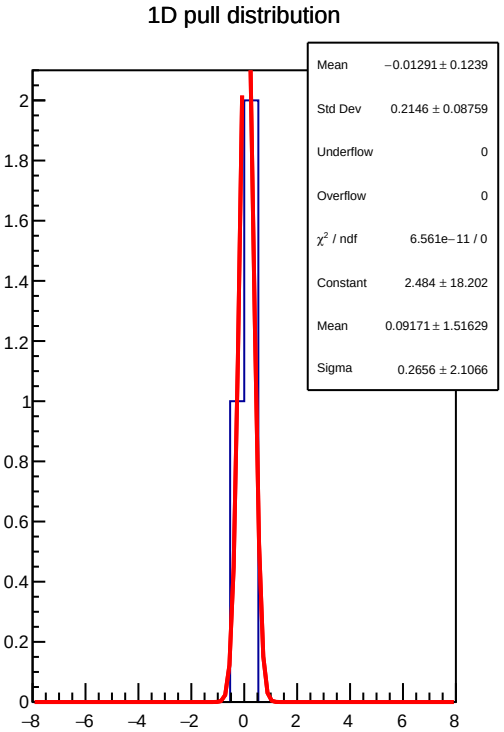
1D pull distribution
Mean −0.01291 ± 0.1239
Std Dev 0.2146 ± 0.08759
Underflow 0
Overflow 0
χ² / ndf 6.561e−11 / 0
Constant 2.484 ± 18.202
Mean 0.09171 ± 1.51629
Sigma 0.2656 ± 2.1066
2
1.8
1.6
1.4
1.2
1
0.8
0.6
0.4
0.2
0
−8
−6
−4
−2
0
2
4
6
8

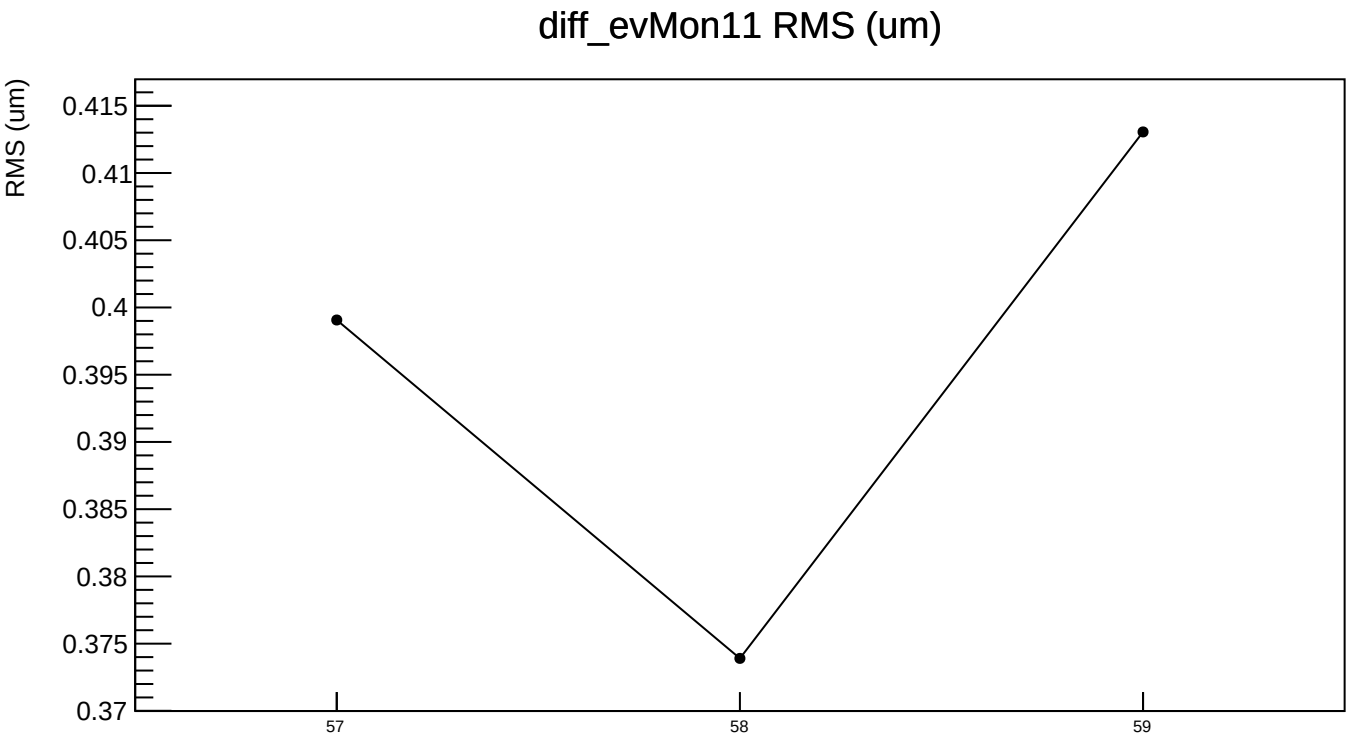
diff_evMon11 RMS (um)
RMS (um)
0.415
0.41
0.405
0.4
0.395
0.39
0.385
0.38
0.375
0.37
57
58
59

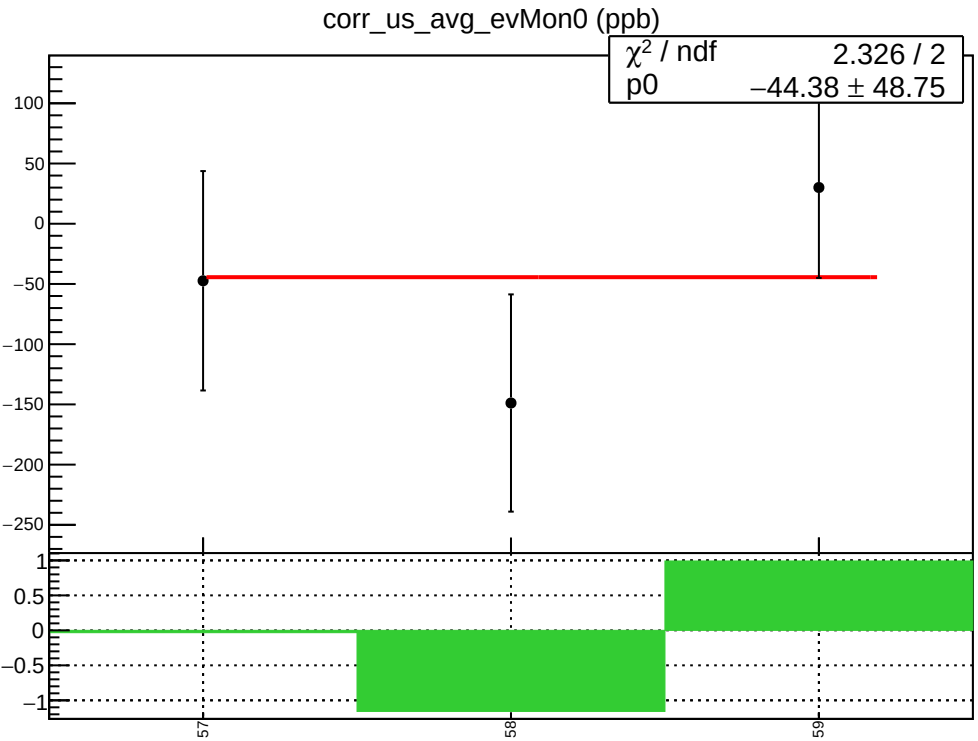
corr_us_avg_evMon0 (ppb)
χ² / ndf 2.326 / 2
p0 −44.38 ± 48.75
100
50
0
−50
−100
−150
−200
−250
1
0.5
0
−0.5
−1
57
58
59

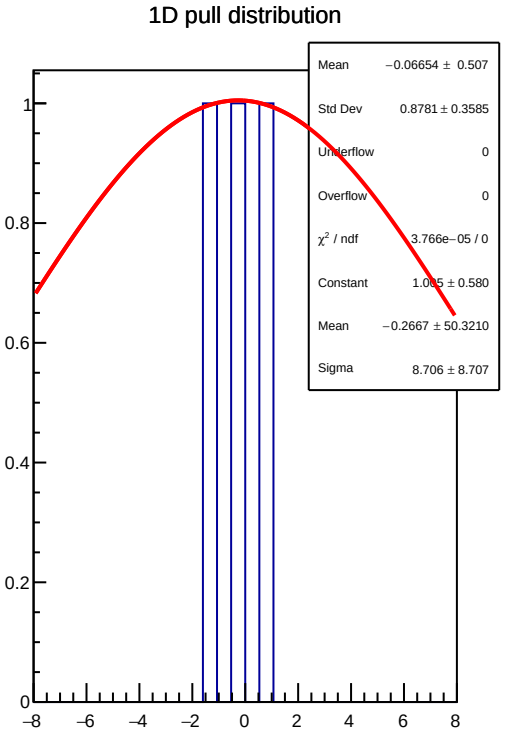
1D pull distribution
Mean −0.06654 ± 0.507
Std Dev 0.8781 ± 0.3585
Underflow 0
Overflow 0
χ² / ndf 3.766e−05 / 0
Constant 1.085 ± 0.580
Mean −0.2667 ± 50.3210
Sigma 8.706 ± 8.707
1
0.8
0.6
0.4
0.2
0
−8
−6
−4
−2
0
2
4
6
8

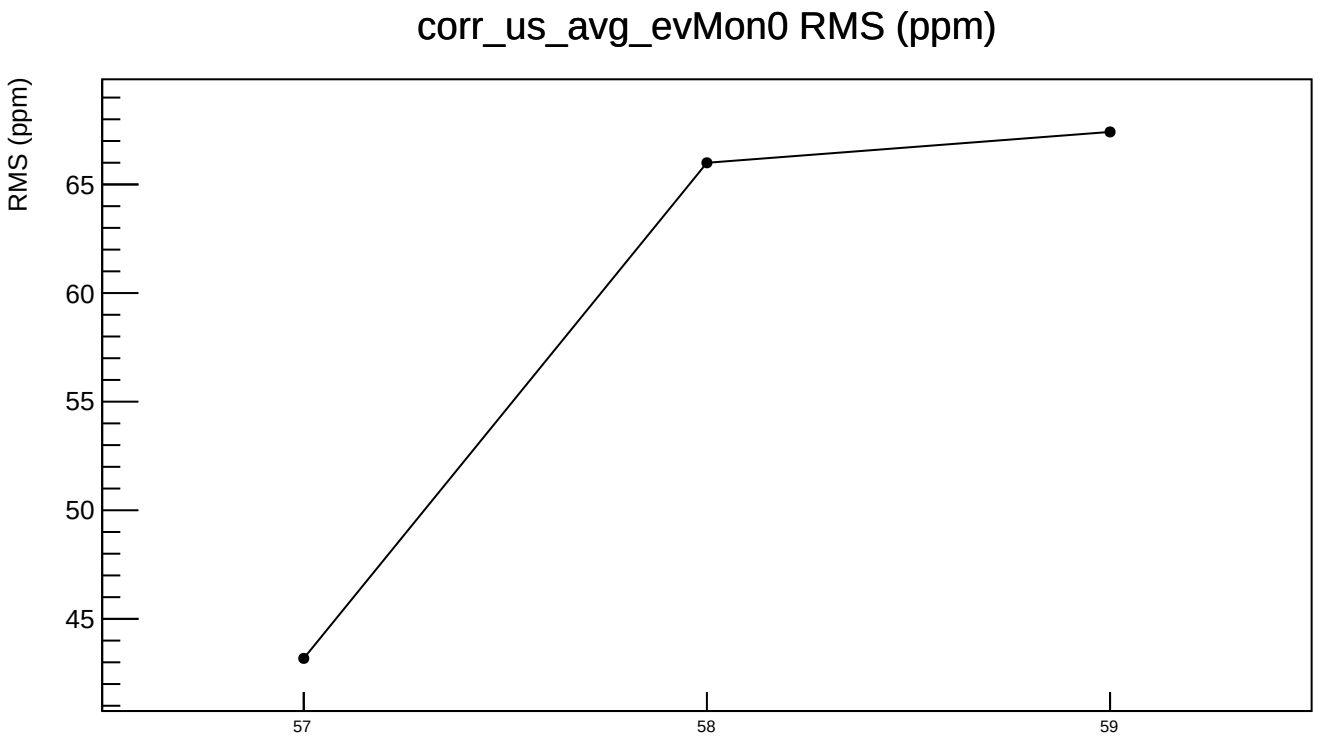
corr_us_avg_evMon0 RMS (ppm)
RMS (ppm)
65
60
55
50
45
57
58
59

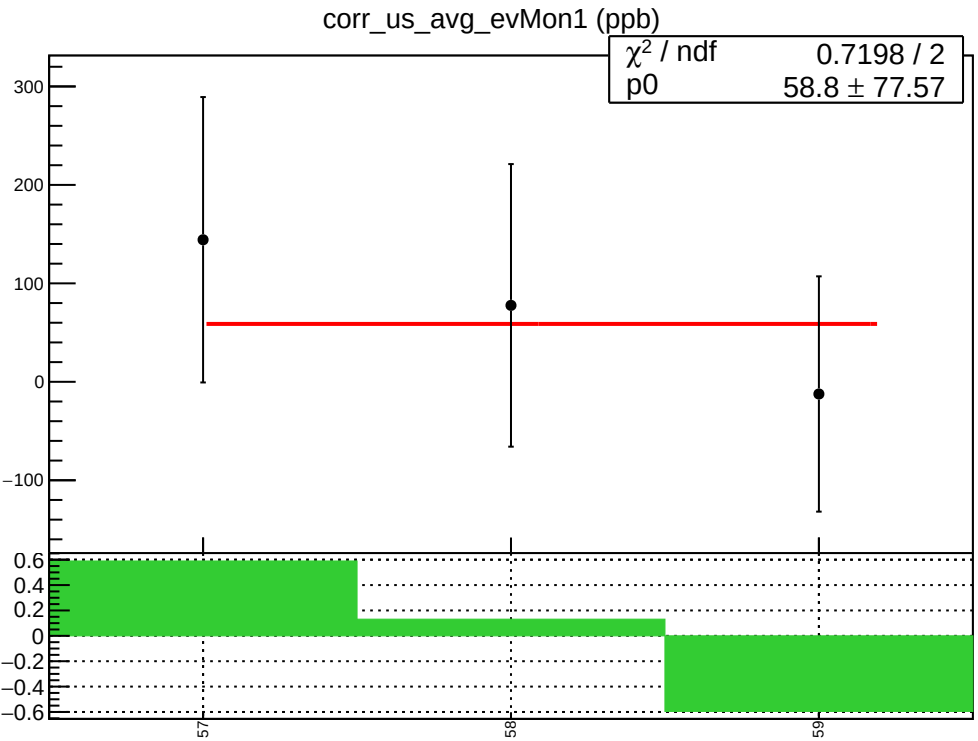
corr_us_avg_evMon1 (ppb)
χ² / ndf 0.7198 / 2
p0 58.8 ± 77.57
300
200
100
0
−100
0.6
0.4
0.2
0
−0.2
−0.4
−0.6
57
58
59

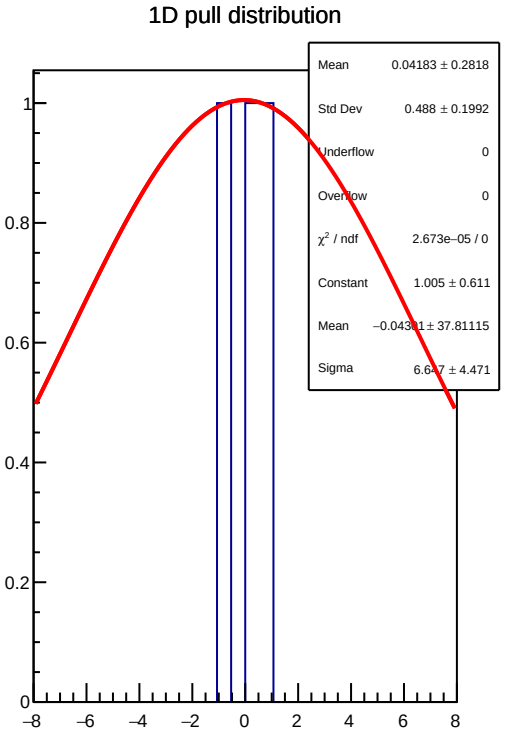
1D pull distribution
Mean 0.04183 ± 0.2818
Std Dev 0.488 ± 0.1992
Underflow 0
Overflow 0
χ² / ndf 2.673e−05 / 0
Constant 1.005 ± 0.611
Mean −0.04301 ± 37.81115
Sigma 6.627 ± 4.471
1
0.8
0.6
0.4
0.2
0
−8
−6
−4
−2
0
2
4
6
8

corr_us_avg_evMon1 RMS (ppm)

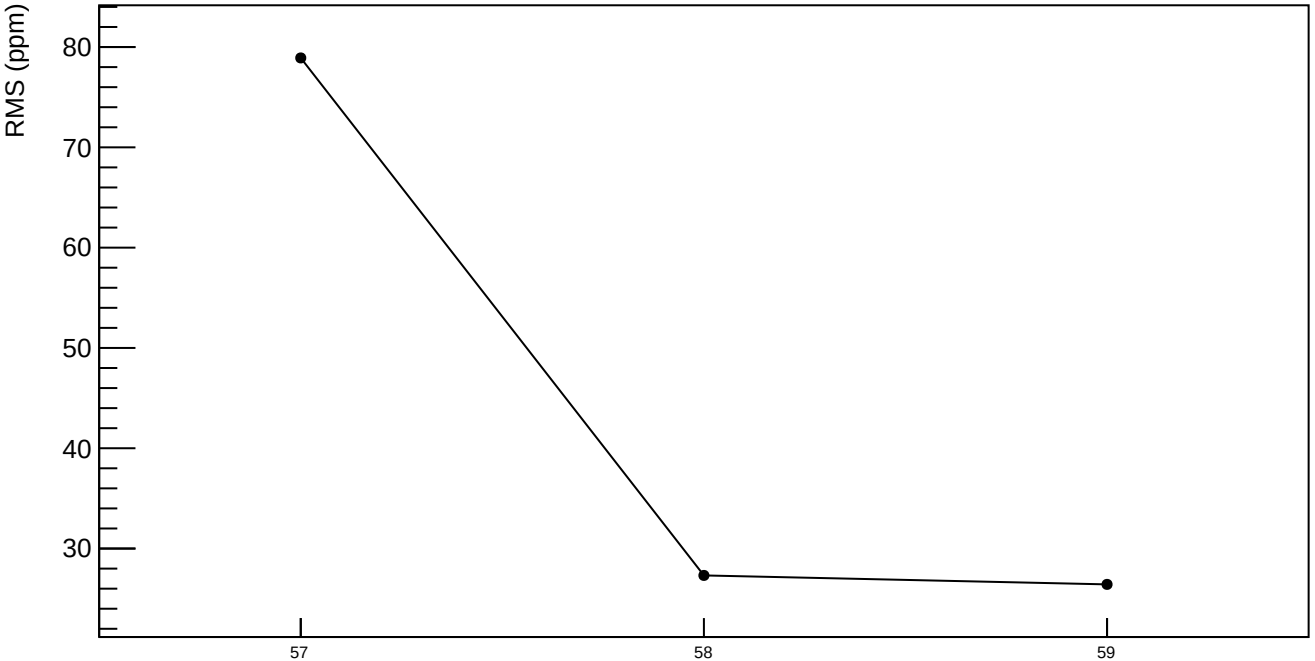

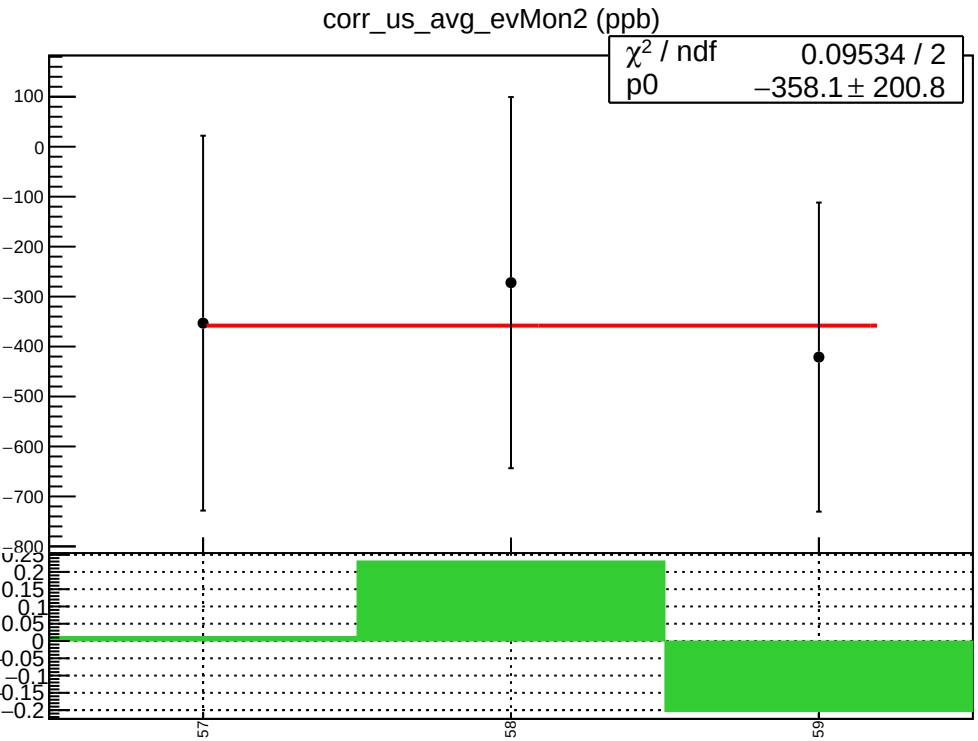
corr_us_avg_evMon2 (ppb)
χ^2 / ndf 0.09534 / 2
p0 −358.1 ± 200.8
100
0
−100
−200
−300
−400
−500
−600
−700
−800
0.2
0.15
0.1
0.05
0
−0.05
−0.1
−0.15
−0.2
57
58
59

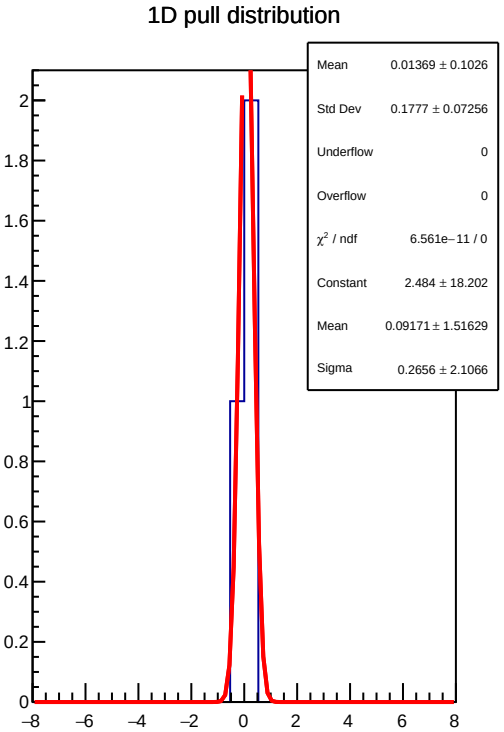
1D pull distribution
Mean 0.01369 ± 0.1026
Std Dev 0.1777 ± 0.07256
Underflow 0
Overflow 0
χ^2 / ndf 6.561e−11 / 0
Constant 2.484 ± 18.202
Mean 0.09171 ± 1.51629
Sigma 0.2656 ± 2.1066
2
1.8
1.6
1.4
1.2
1
0.8
0.6
0.4
0.2
0
−8
−6
−4
−2
0
2
4
6
8

corr_us_avg_evMon2 RMS (ppm)

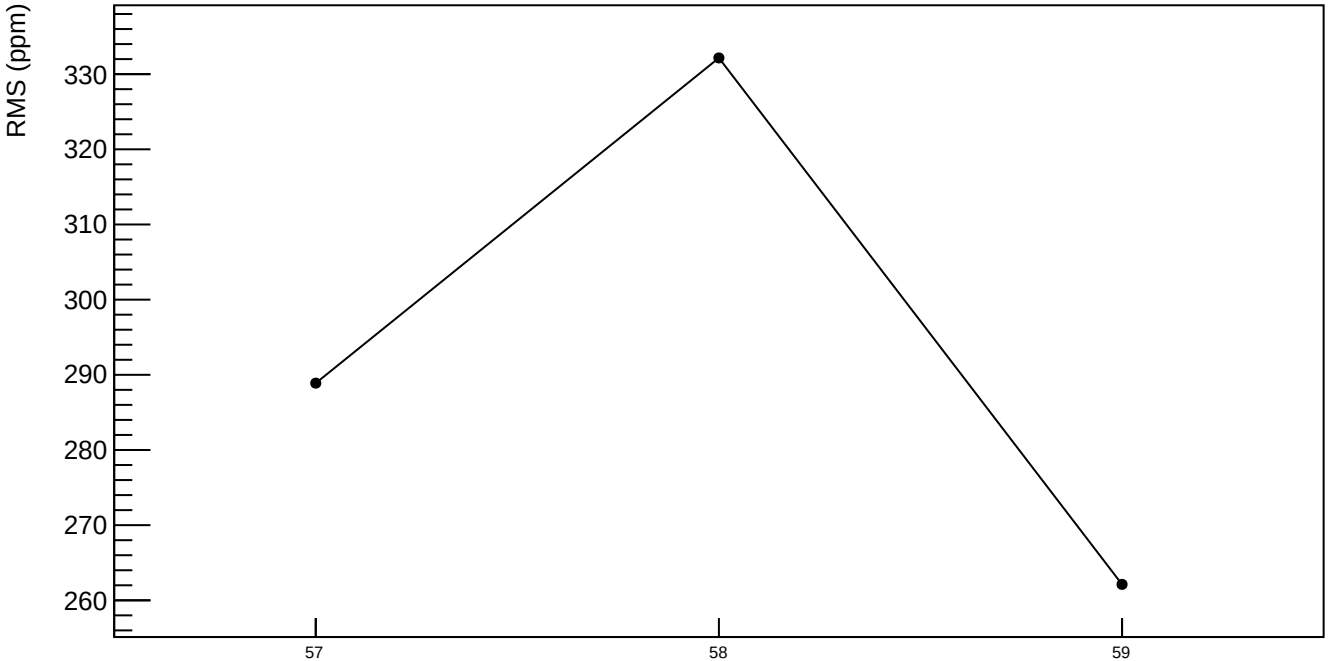

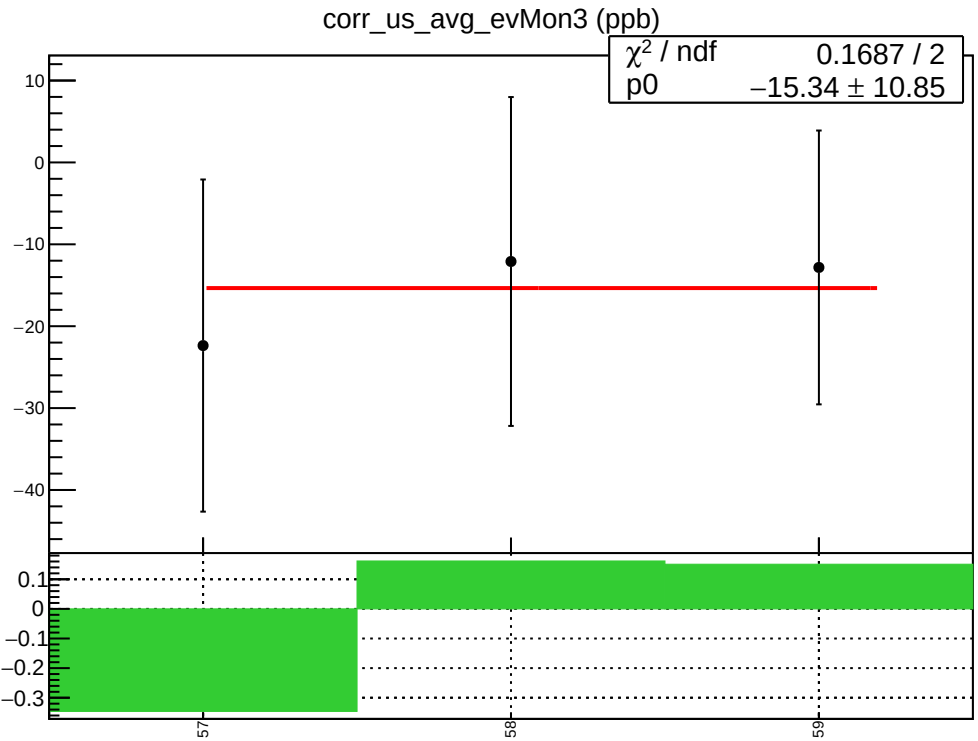
corr_us_avg_evMon3 (ppb)
χ² / ndf 0.1687 / 2
p0 −15.34 ± 10.85
10
0
−10
−20
−30
−40
0.1
0
−0.1
−0.2
−0.3
57
58
59

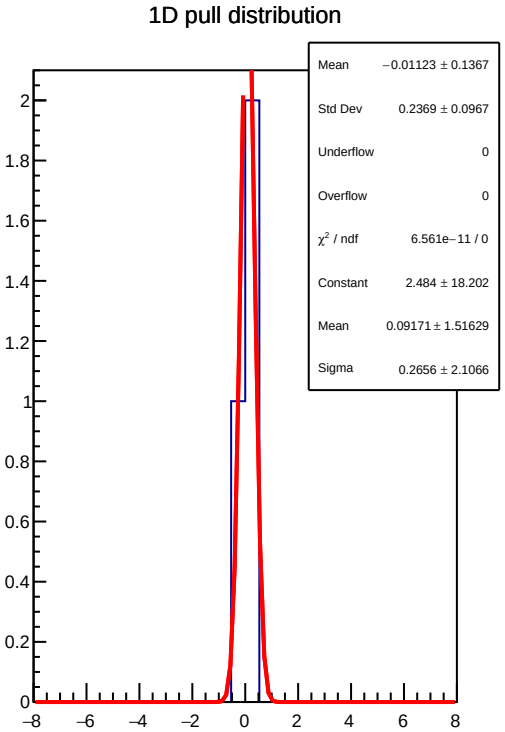
1D pull distribution
Mean −0.01123 ± 0.1367
Std Dev 0.2369 ± 0.0967
Underflow 0
Overflow 0
χ² / ndf 6.561e−11 / 0
Constant 2.484 ± 18.202
Mean 0.09171 ± 1.51629
Sigma 0.2656 ± 2.1066
2
1.8
1.6
1.4
1.2
1
0.8
0.6
0.4
0.2
0
−8
−6
−4
−2
0
2
4
6
8

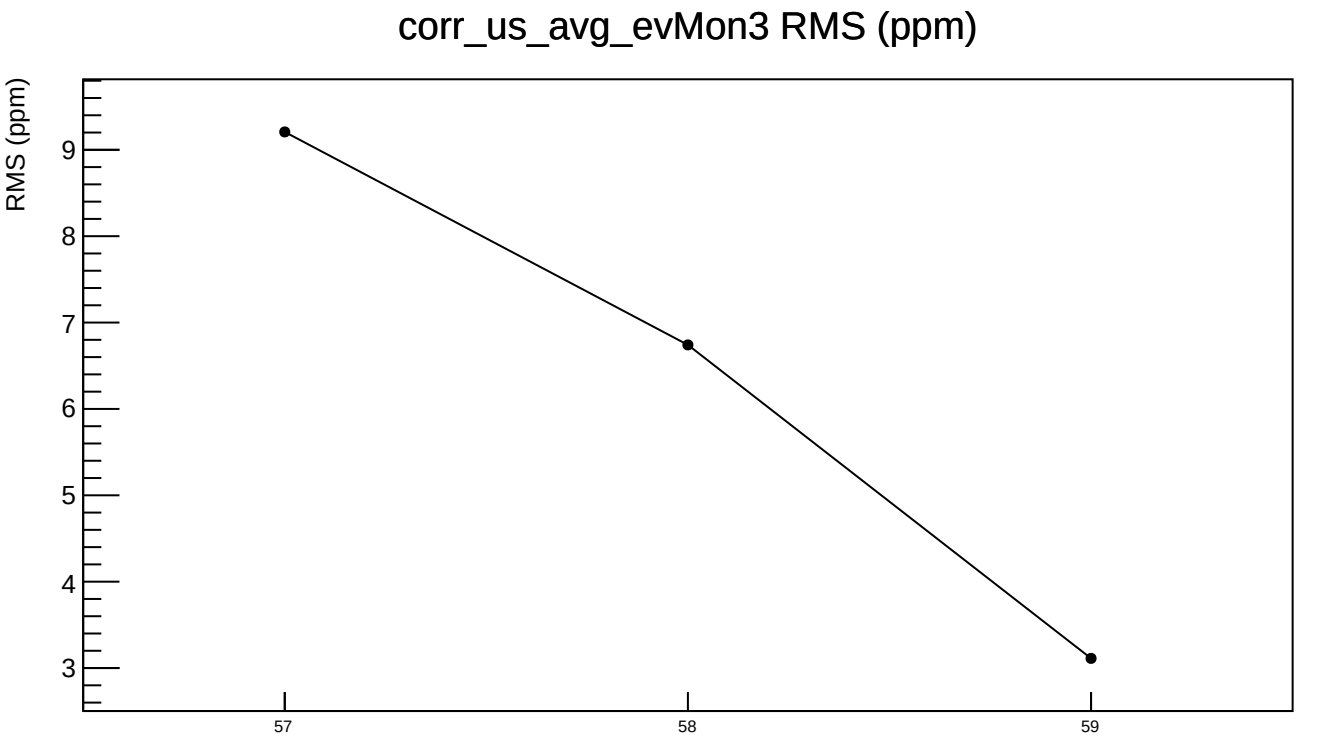
corr_us_avg_evMon3 RMS (ppm)
RMS (ppm)
9
8
7
6
5
4
3
57
58
59

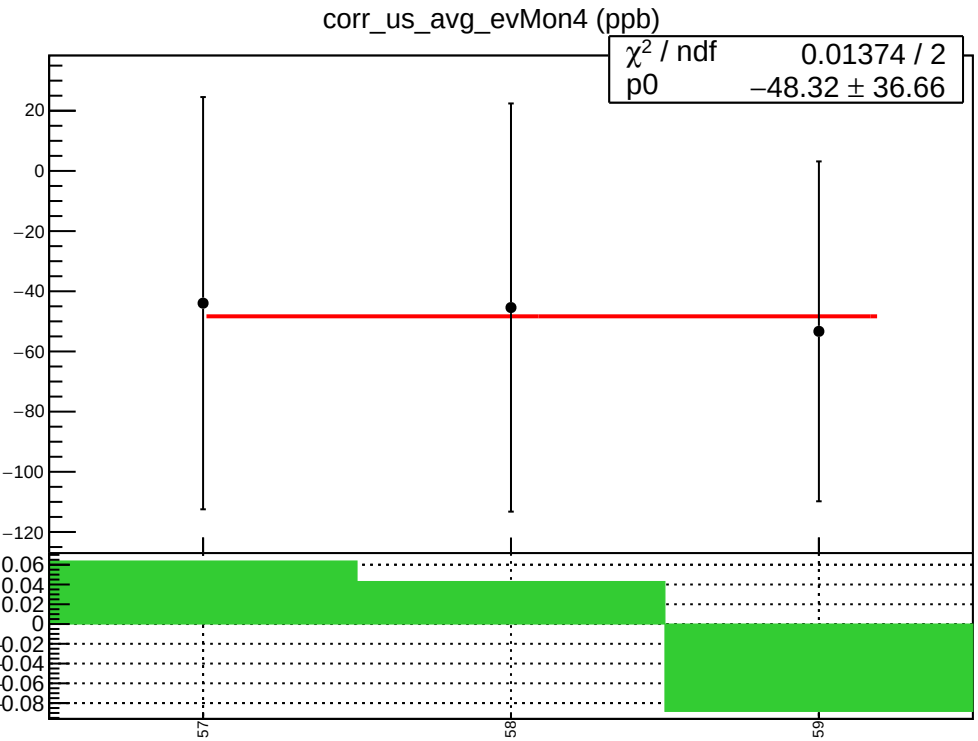
corr_us_avg_evMon4 (ppb)
χ² / ndf 0.01374 / 2
p0 −48.32 ± 36.66
20
0
−20
−40
−60
−80
−100
−120
0.06
0.04
0.02
0
−0.02
−0.04
−0.06
−0.08
57
58
59

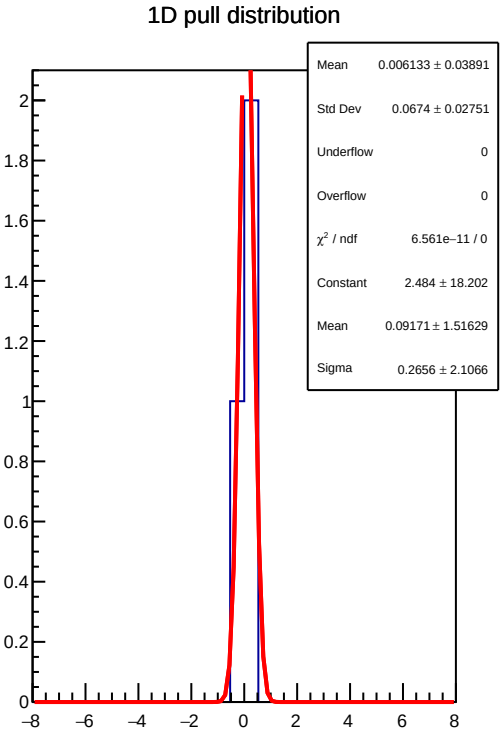
1D pull distribution
Mean 0.006133 ± 0.03891
Std Dev 0.0674 ± 0.02751
Underflow 0
Overflow 0
χ² / ndf 6.561e−11 / 0
Constant 2.484 ± 18.202
Mean 0.09171 ± 1.51629
Sigma 0.2656 ± 2.1066
2
1.8
1.6
1.4
1.2
1
0.8
0.6
0.4
0.2
0
−8
−6
−4
−2
0
2
4
6
8

corr_us_avg_evMon4 RMS (ppm)

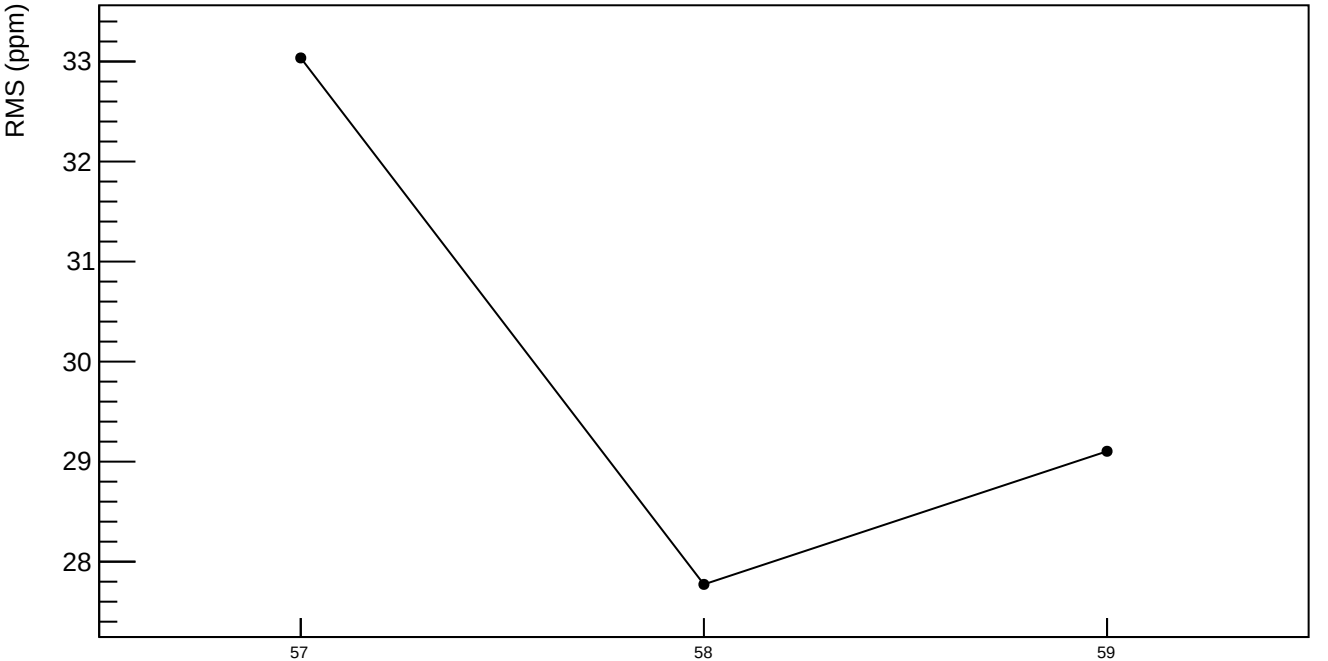

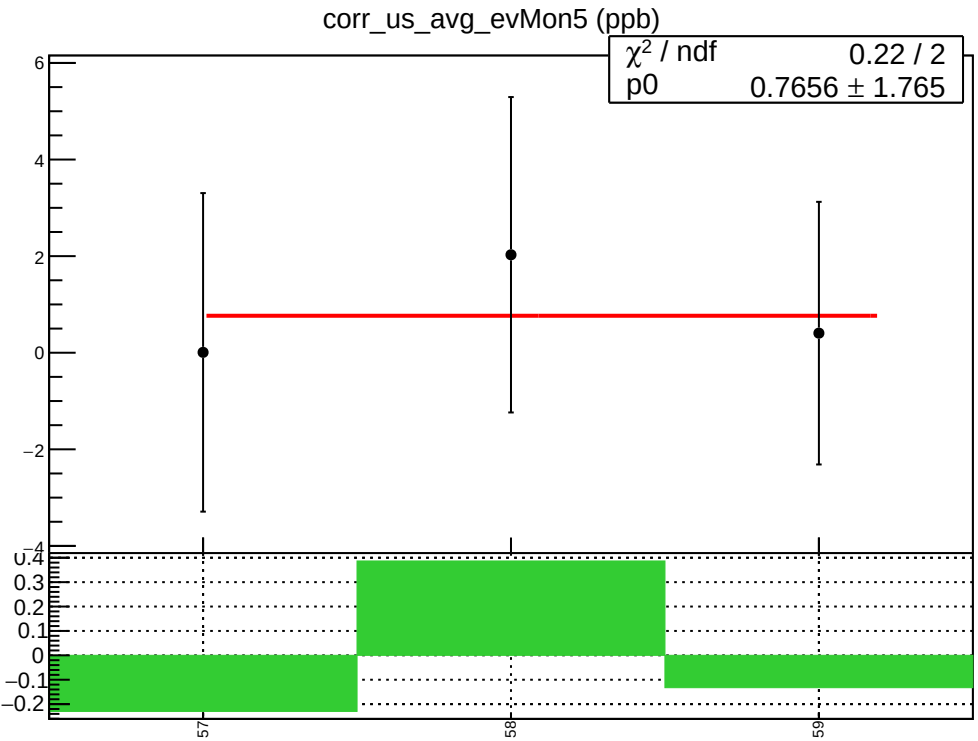
corr_us_avg_evMon5 (ppb)
χ² / ndf 0.22 / 2
p0 0.7656 ± 1.765
6
4
2
0
−2
−4
0.4
0.3
0.2
0.1
0
−0.1
−0.2
57
58
59

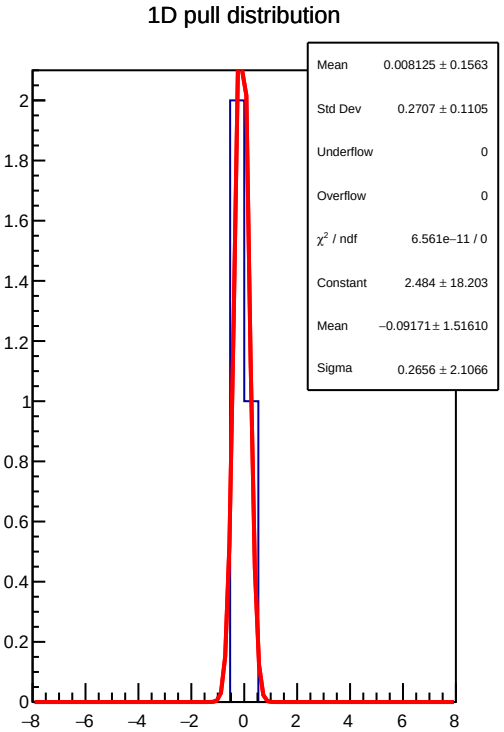
1D pull distribution
Mean 0.008125 ± 0.1563
Std Dev 0.2707 ± 0.1105
Underflow 0
Overflow 0
χ² / ndf 6.561e−11 / 0
Constant 2.484 ± 18.203
Mean −0.09171 ± 1.51610
Sigma 0.2656 ± 2.1066
2
1.8
1.6
1.4
1.2
1
0.8
0.6
0.4
0.2
0
−8
−6
−4
−2
0
2
4
6
8

corr_us_avg_evMon5 RMS (ppm)

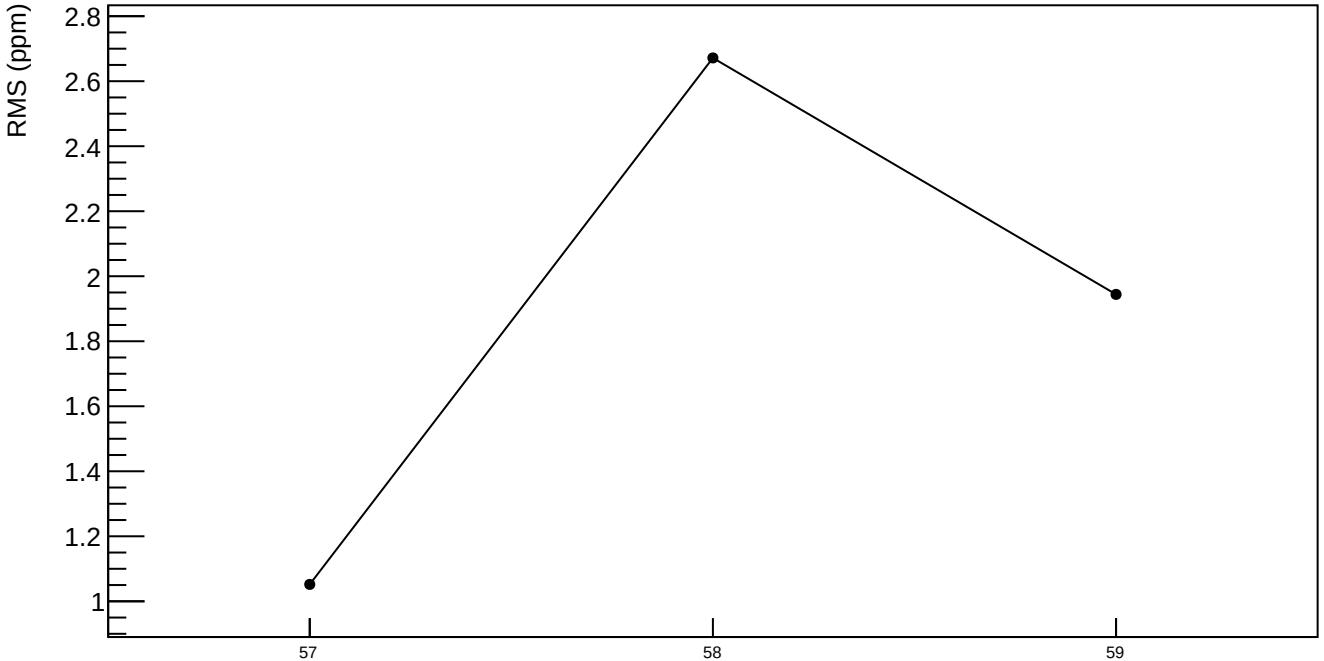

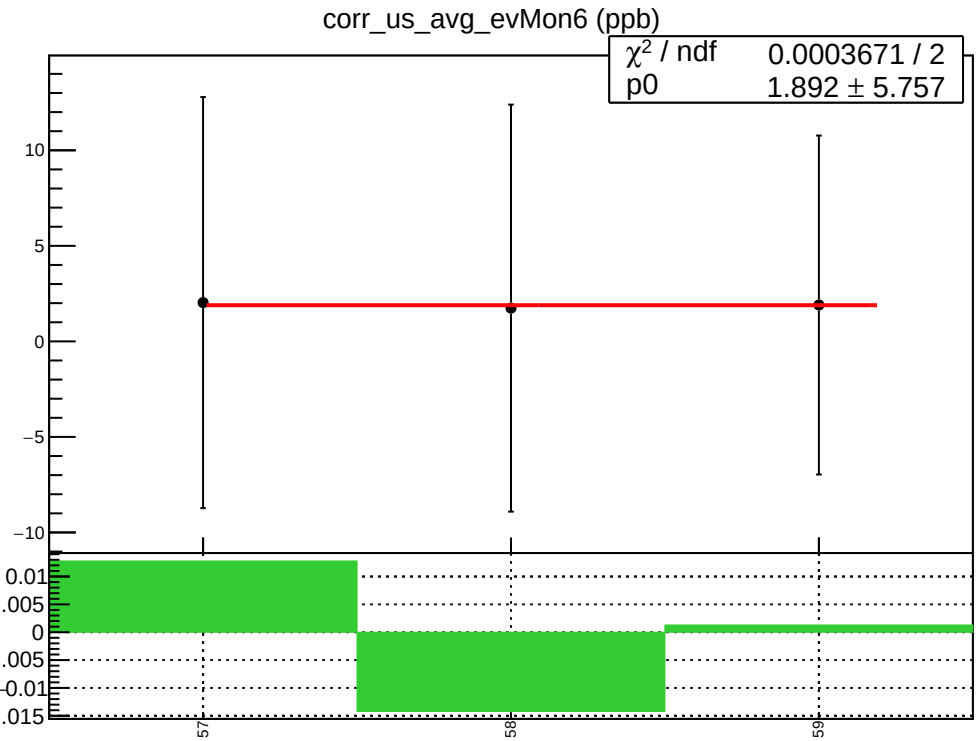
corr_us_avg_evMon6 (ppb)
χ² / ndf 0.0003671 / 2
p0 1.892 ± 5.757
10
5
0
−5
−10
0.01
.005
0
.005
−0.01
.015
57
58
59

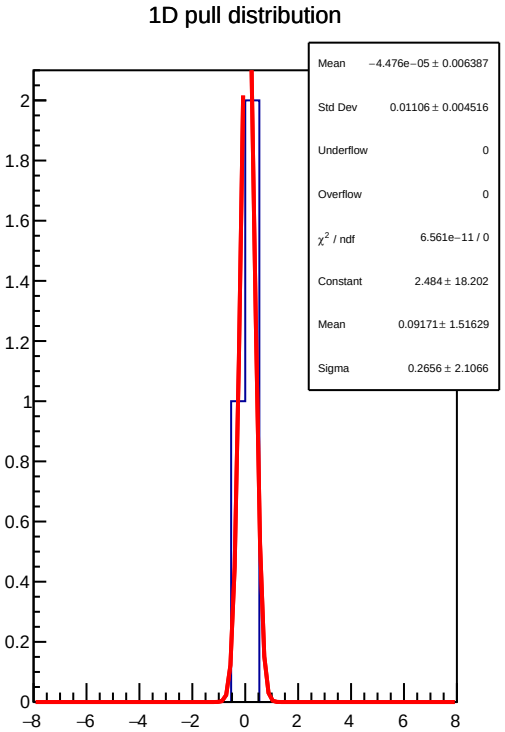
1D pull distribution
Mean −4.476e−05 ± 0.006387
Std Dev 0.01106 ± 0.004516
Underflow 0
Overflow 0
χ² / ndf 6.561e−11 / 0
Constant 2.484 ± 18.202
Mean 0.09171 ± 1.51629
Sigma 0.2656 ± 2.1066
2
1.8
1.6
1.4
1.2
1
0.8
0.6
0.4
0.2
0
−8
−6
−4
−2
0
2
4
6
8

corr_us_avg_evMon6 RMS (ppm)

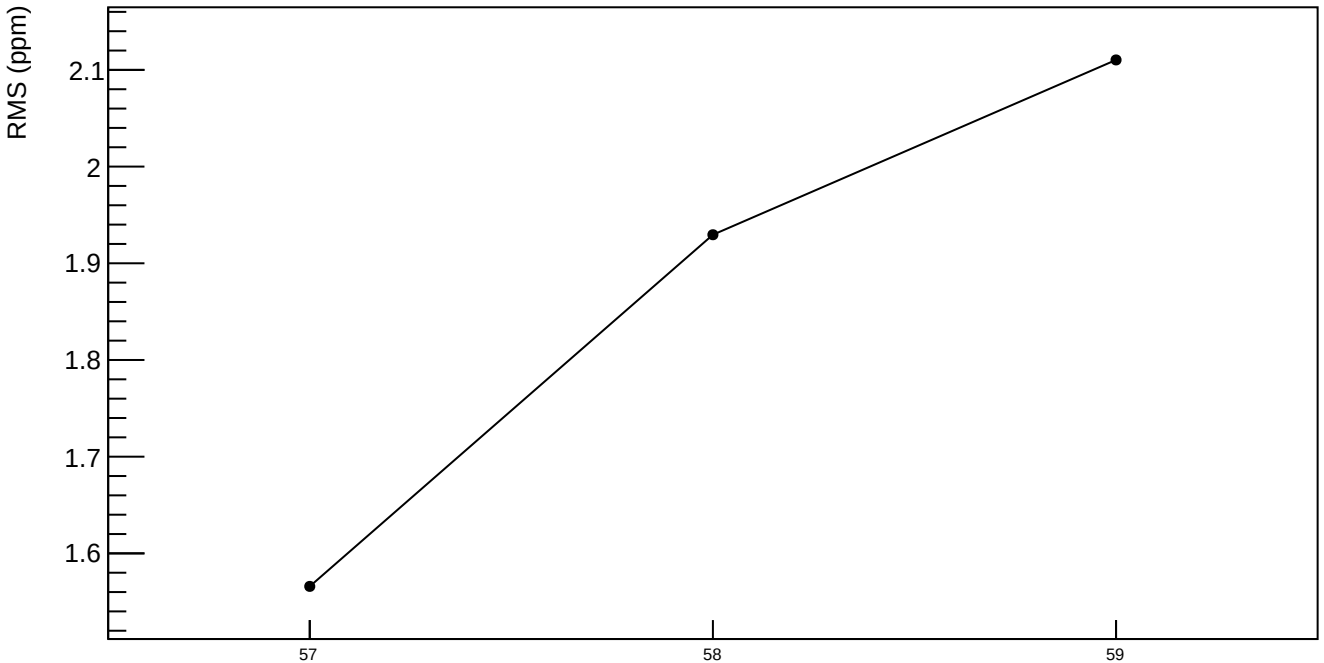

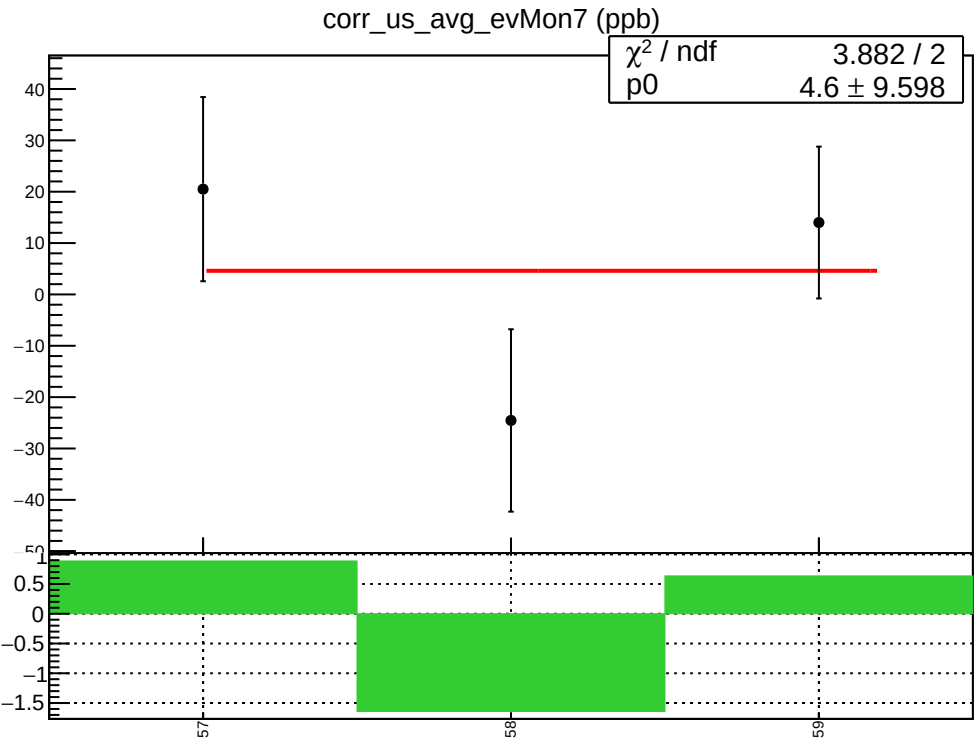
corr_us_avg_evMon7 (ppb)
χ² / ndf 3.882 / 2
p0 4.6 ± 9.598
40
30
20
10
0
−10
−20
−30
−40
−50
1
0.5
0
−0.5
−1
−1.5
57
58
59

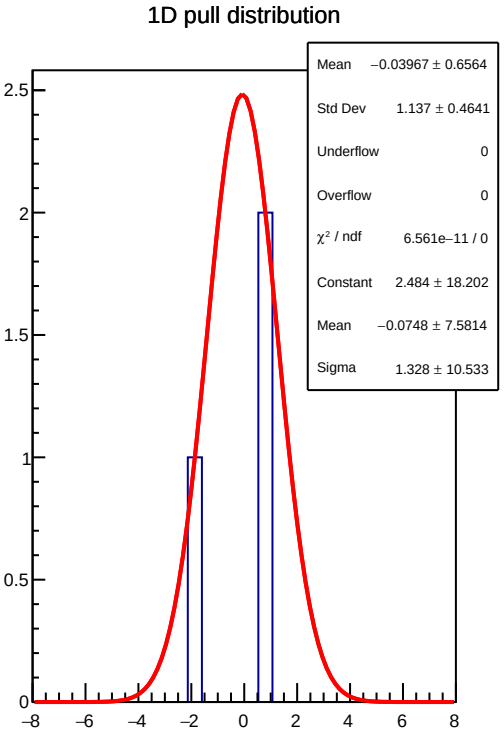
1D pull distribution
Mean −0.03967 ± 0.6564
Std Dev 1.137 ± 0.4641
Underflow 0
Overflow 0
χ² / ndf 6.561e−11 / 0
Constant 2.484 ± 18.202
Mean −0.0748 ± 7.5814
Sigma 1.328 ± 10.533
2.5
2
1.5
1
0.5
0
−8
−6
−4
−2
0
2
4
6
8

corr_us_avg_evMon7 RMS (ppm)

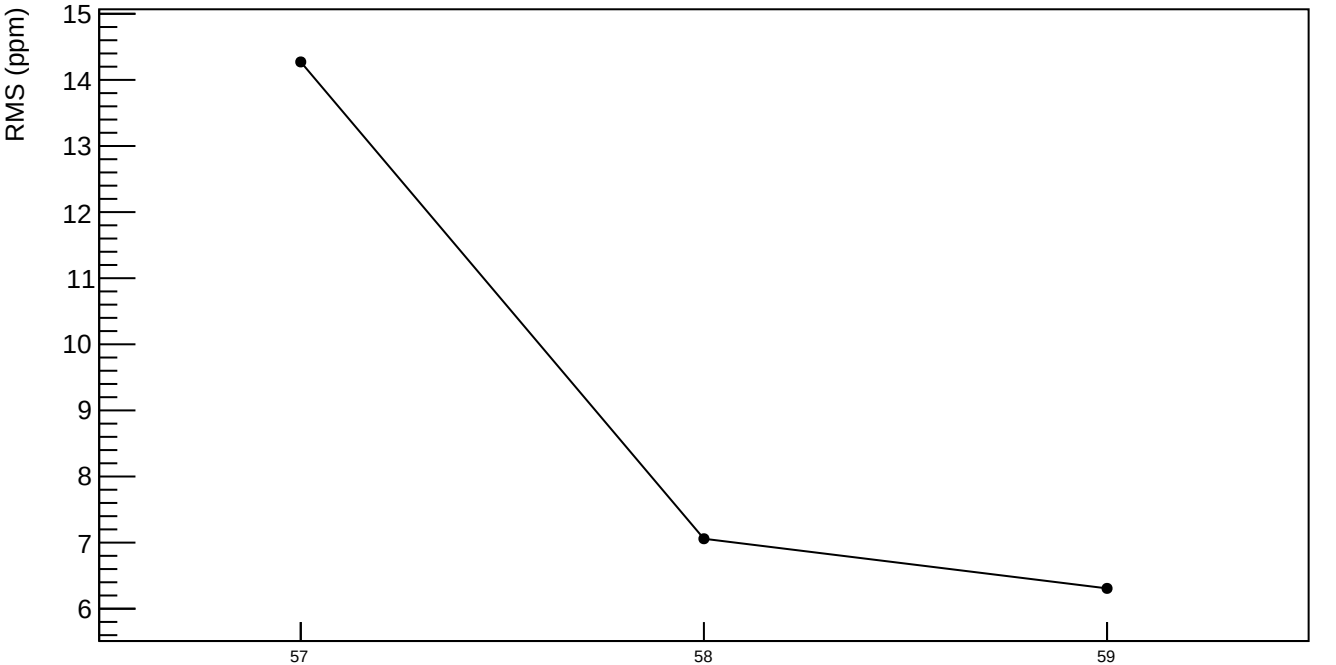

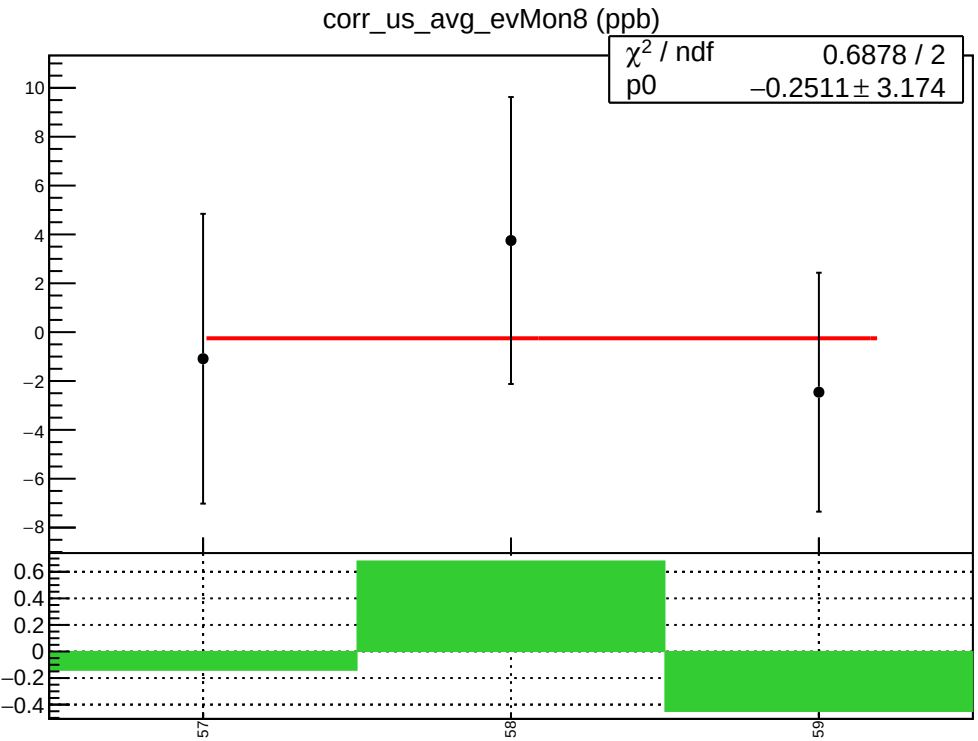
corr_us_avg_evMon8 (ppb)
χ^2 / ndf 0.6878 / 2
p0 −0.2511 ± 3.174
10
8
6
4
2
0
−2
−4
−6
−8
0.6
0.4
0.2
0
−0.2
−0.4
57
58
59

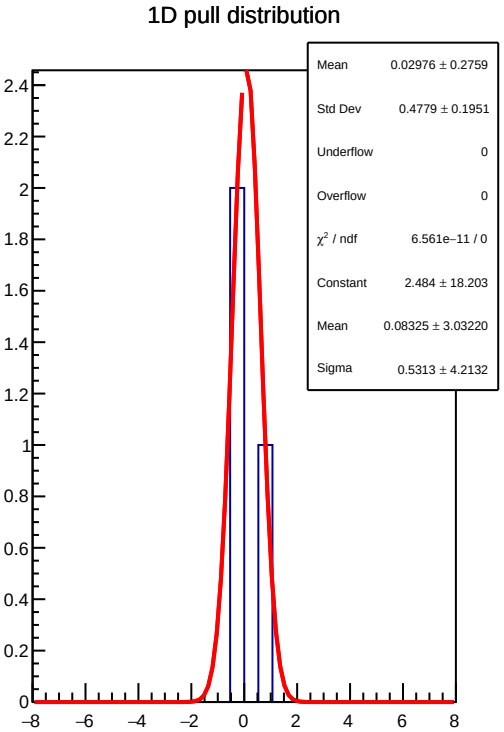
1D pull distribution
Mean 0.02976 ± 0.2759
Std Dev 0.4779 ± 0.1951
Underflow 0
Overflow 0
χ^2 / ndf 6.561e−11 / 0
Constant 2.484 ± 18.203
Mean 0.08325 ± 3.03220
Sigma 0.5313 ± 4.2132
2.4
2.2
2
1.8
1.6
1.4
1.2
1
0.8
0.6
0.4
0.2
0
−8
−6
−4
−2
0
2
4
6
8

corr_us_avg_evMon8 RMS (ppm)

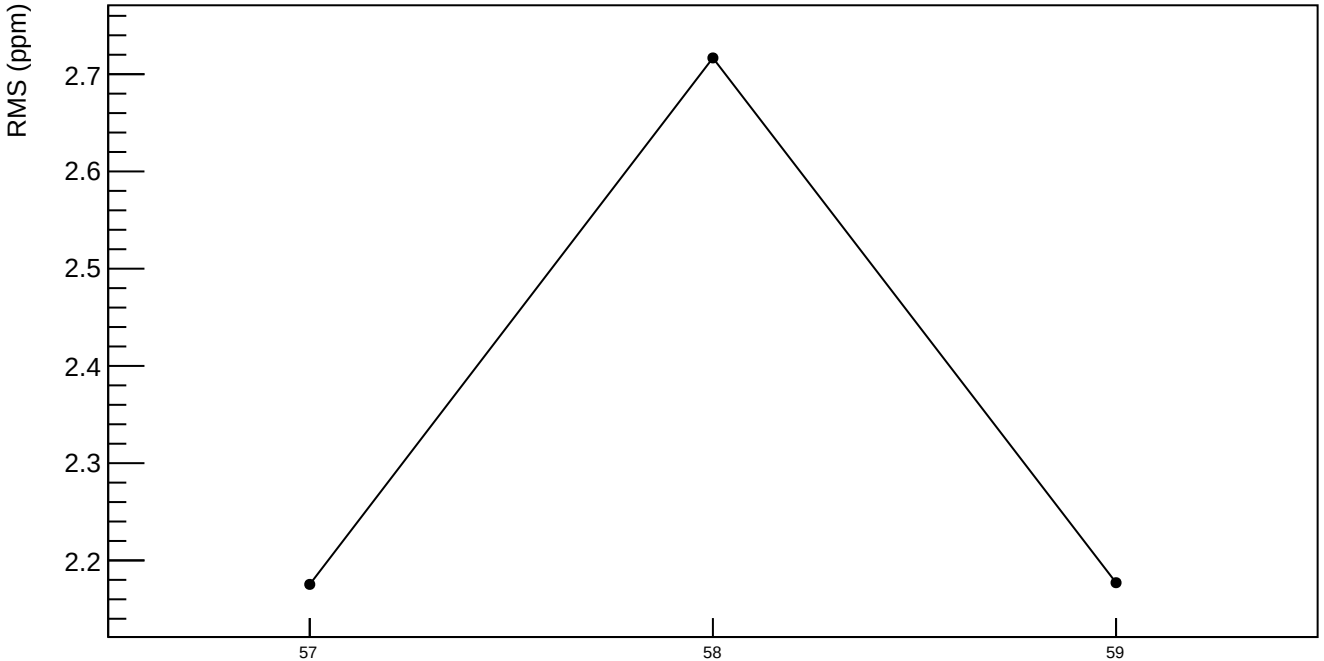

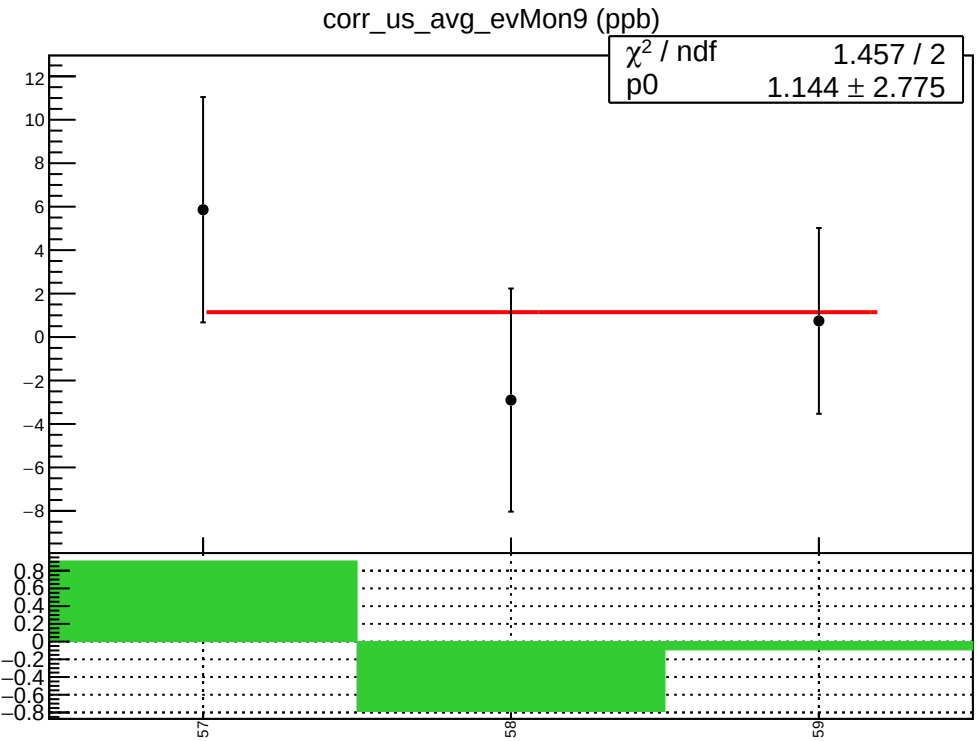
corr_us_avg_evMon9 (ppb)
χ² / ndf 1.457 / 2
p0 1.144 ± 2.775
12
10
8
6
4
2
0
−2
−4
−6
−8
0.8
0.6
0.4
0.2
0
−0.2
−0.4
−0.6
−0.8
57
58
59

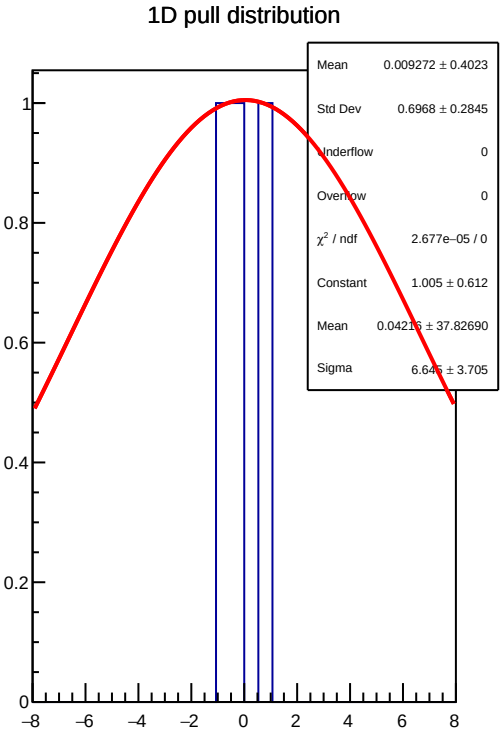
1D pull distribution
Mean 0.009272 ± 0.4023
Std Dev 0.6968 ± 0.2845
Underflow 0
Overflow 0
χ² / ndf 2.677e−05 / 0
Constant 1.005 ± 0.612
Mean 0.04216 ± 37.82690
Sigma 6.645 ± 3.705
1
0.8
0.6
0.4
0.2
0
−8
−6
−4
−2
0
2
4
6
8

corr_us_avg_evMon9 RMS (ppm)

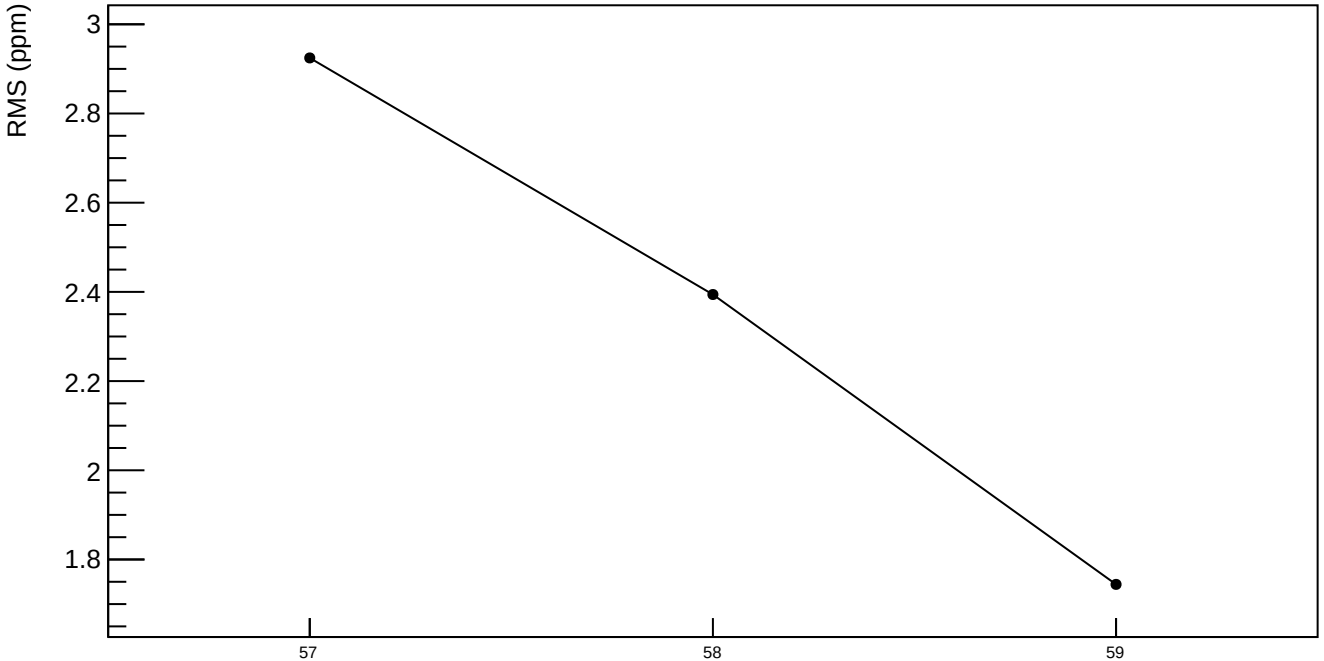

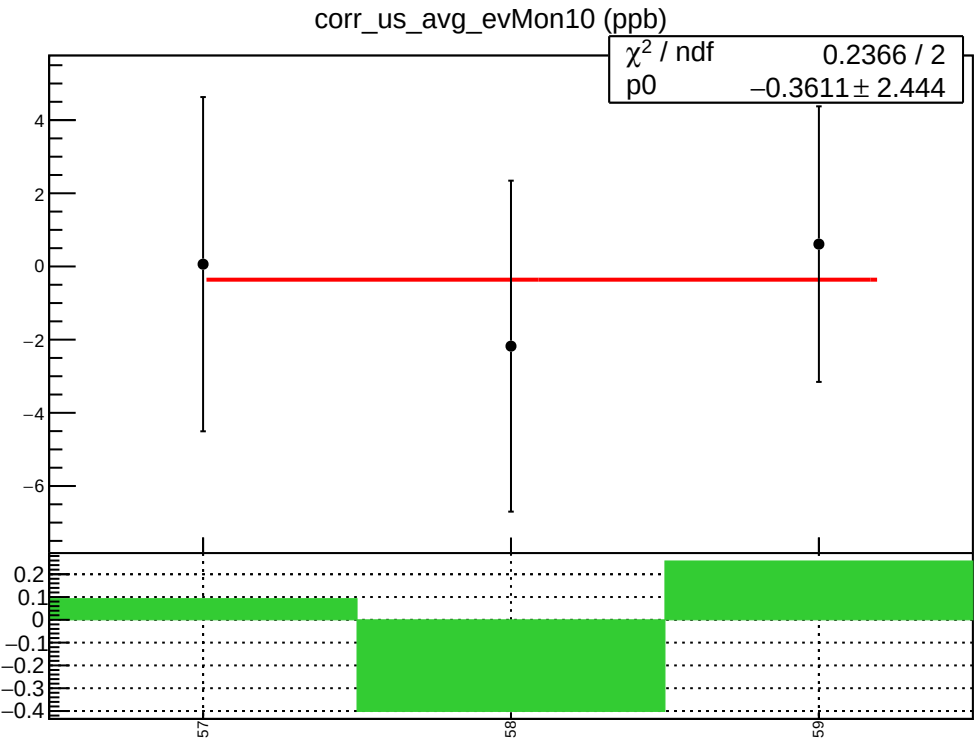
corr_us_avg_evMon10 (ppb)
χ^2 / ndf 0.2366 / 2
p0 −0.3611 ± 2.444
4
2
0
−2
−4
−6
0.2
0.1
0
−0.1
−0.2
−0.3
−0.4
57
58
59

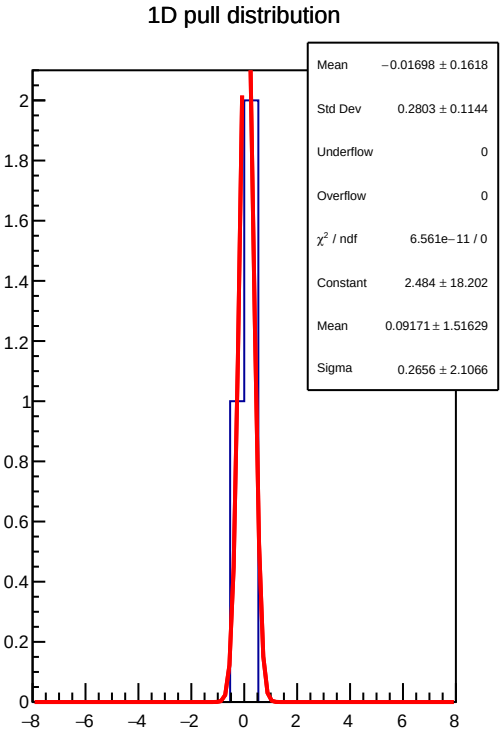
1D pull distribution
Mean −0.01698 ± 0.1618
Std Dev 0.2803 ± 0.1144
Underflow 0
Overflow 0
χ^2 / ndf 6.561e−11 / 0
Constant 2.484 ± 18.202
Mean 0.09171 ± 1.51629
Sigma 0.2656 ± 2.1066
2
1.8
1.6
1.4
1.2
1
0.8
0.6
0.4
0.2
0
−8
−6
−4
−2
0
2
4
6
8

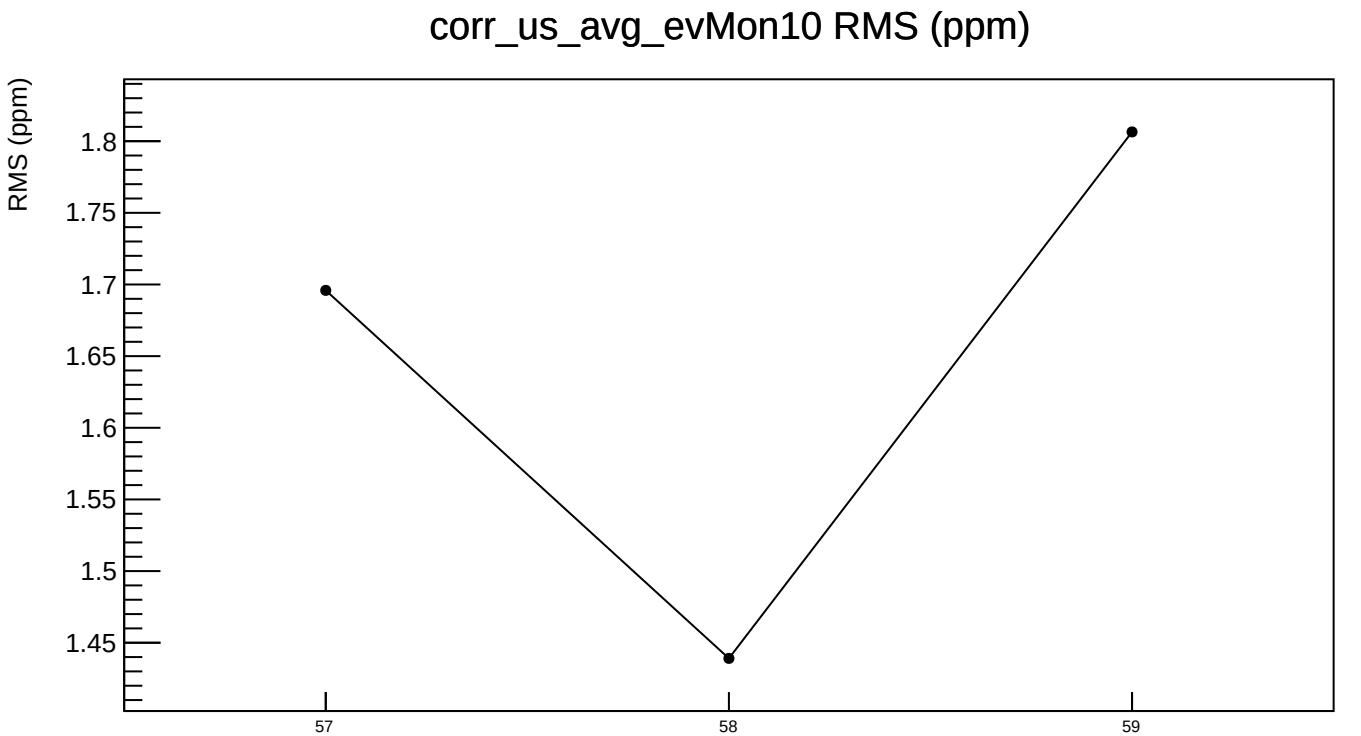
corr_us_avg_evMon10 RMS (ppm)
RMS (ppm)
1.8
1.75
1.7
1.65
1.6
1.55
1.5
1.45
57
58
59

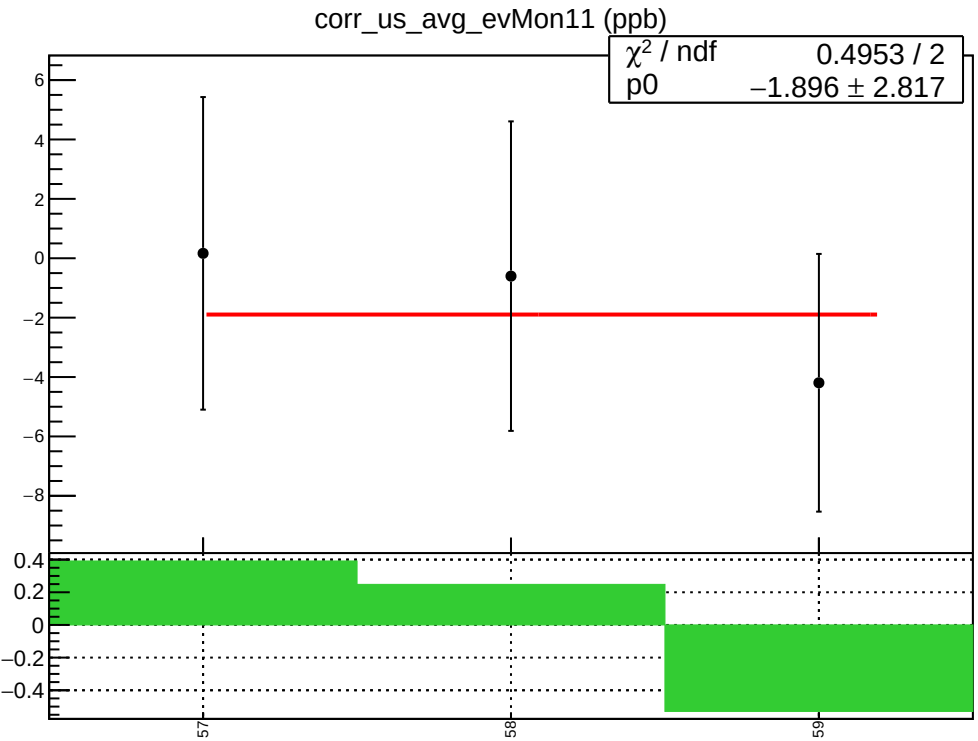
corr_us_avg_evMon11 (ppb)
χ^2 / ndf 0.4953 / 2
p0 −1.896 ± 2.817
6
4
2
0
−2
−4
−6
−8
0.4
0.2
0
−0.2
−0.4
57
58
59

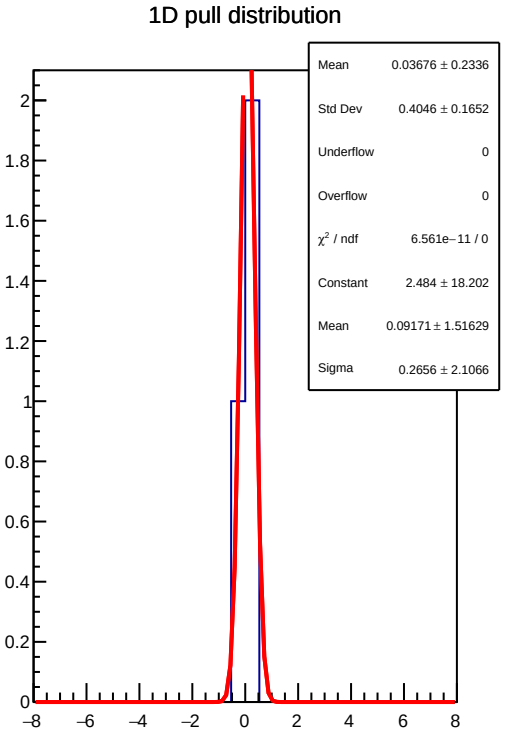
1D pull distribution
Mean 0.03676 ± 0.2336
Std Dev 0.4046 ± 0.1652
Underflow 0
Overflow 0
χ^2 / ndf 6.561e−11 / 0
Constant 2.484 ± 18.202
Mean 0.09171 ± 1.51629
Sigma 0.2656 ± 2.1066
2
1.8
1.6
1.4
1.2
1
0.8
0.6
0.4
0.2
0
−8
−6
−4
−2
0
2
4
6
8

corr_us_avg_evMon11 RMS (ppm)

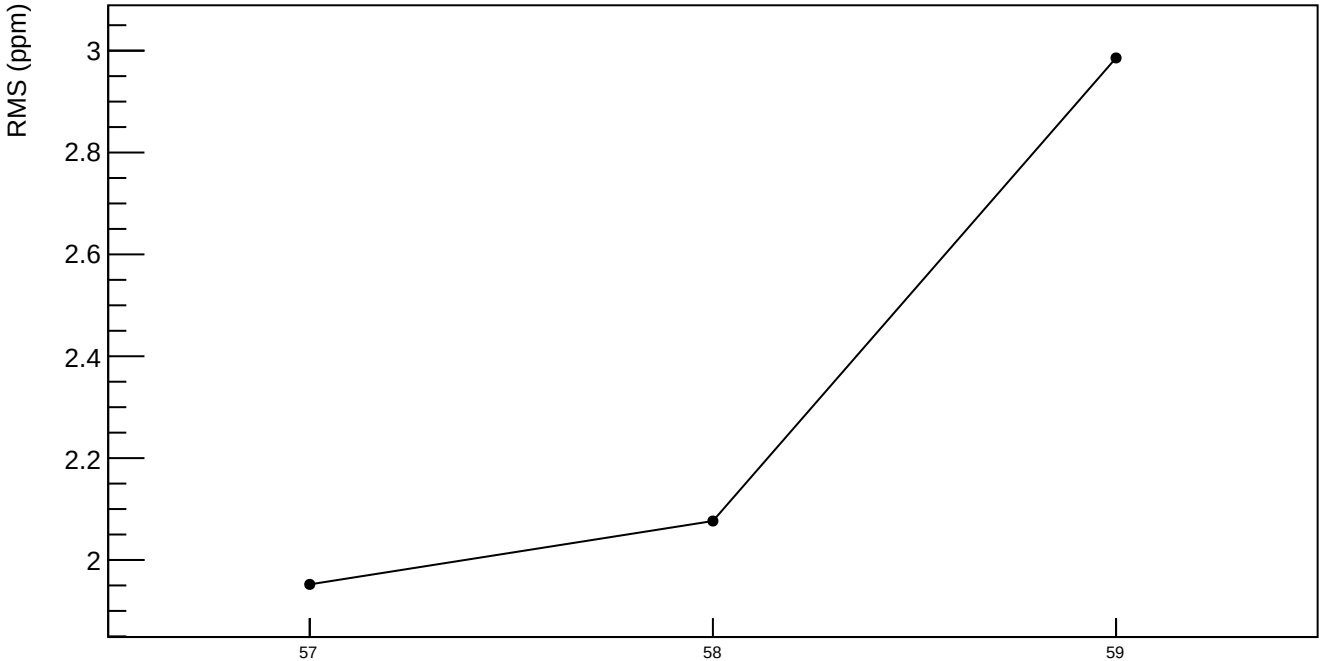

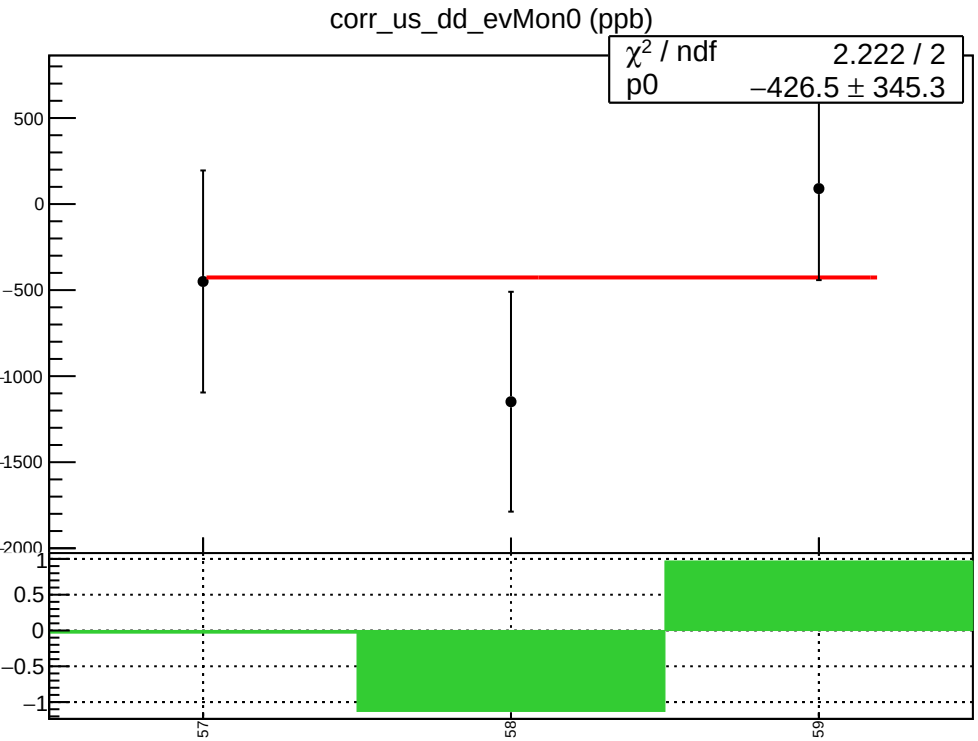
corr_us_dd_evMon0 (ppb)
χ² / ndf 2.222 / 2
p0 −426.5 ± 345.3
500
0
−500
−1000
−1500
−2000
1
0.5
0
−0.5
−1
57
58
59

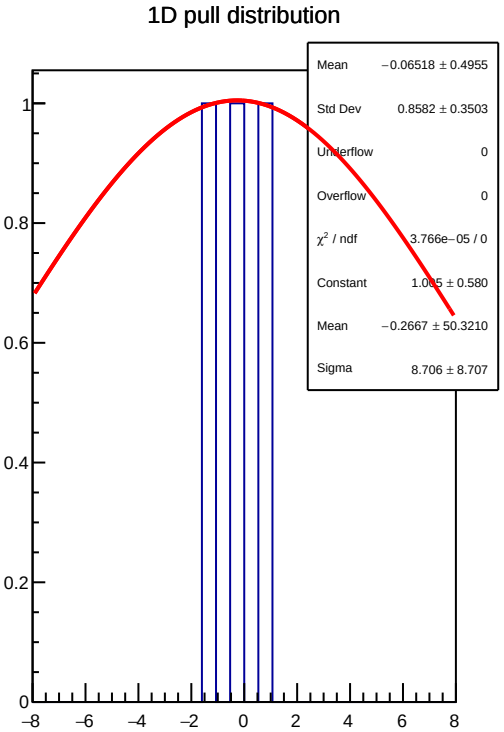
1D pull distribution
Mean −0.06518 ± 0.4955
Std Dev 0.8582 ± 0.3503
Underflow 0
Overflow 0
χ² / ndf 3.766e−05 / 0
Constant 1.085 ± 0.580
Mean −0.2667 ± 50.3210
Sigma 8.706 ± 8.707
1
0.8
0.6
0.4
0.2
0
−8
−6
−4
−2
0
2
4
6
8

corr_us_dd_evMon0 RMS (ppm)

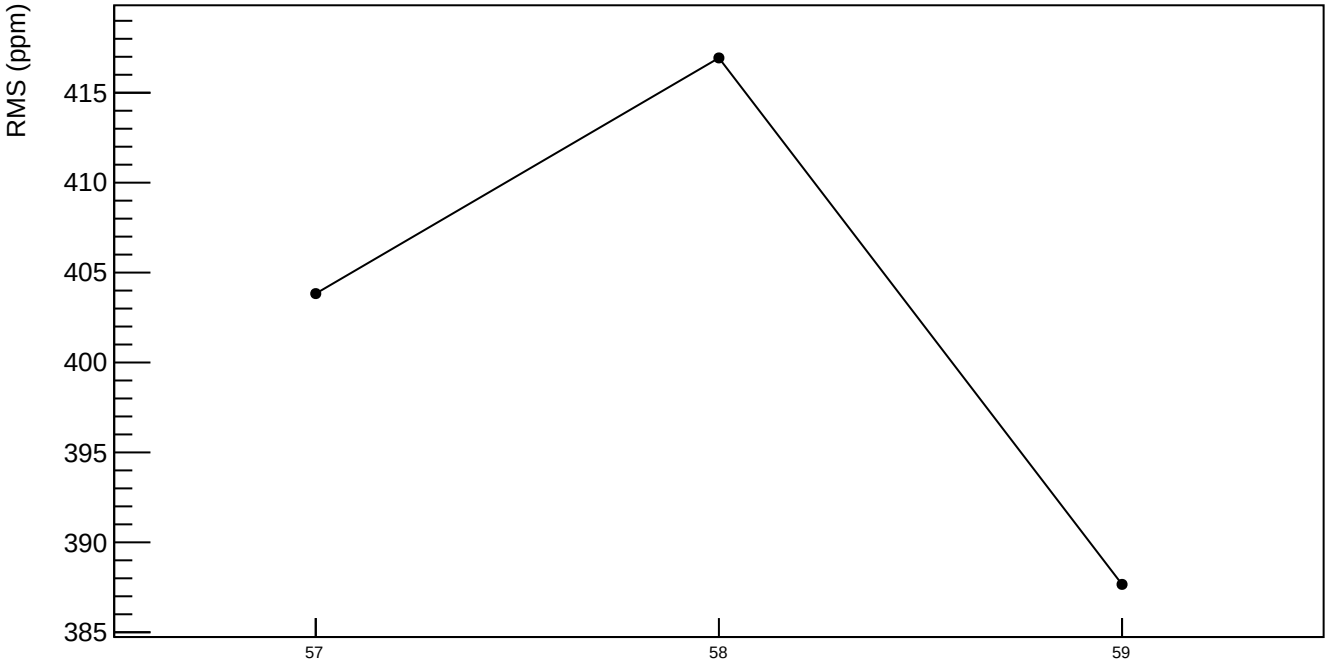

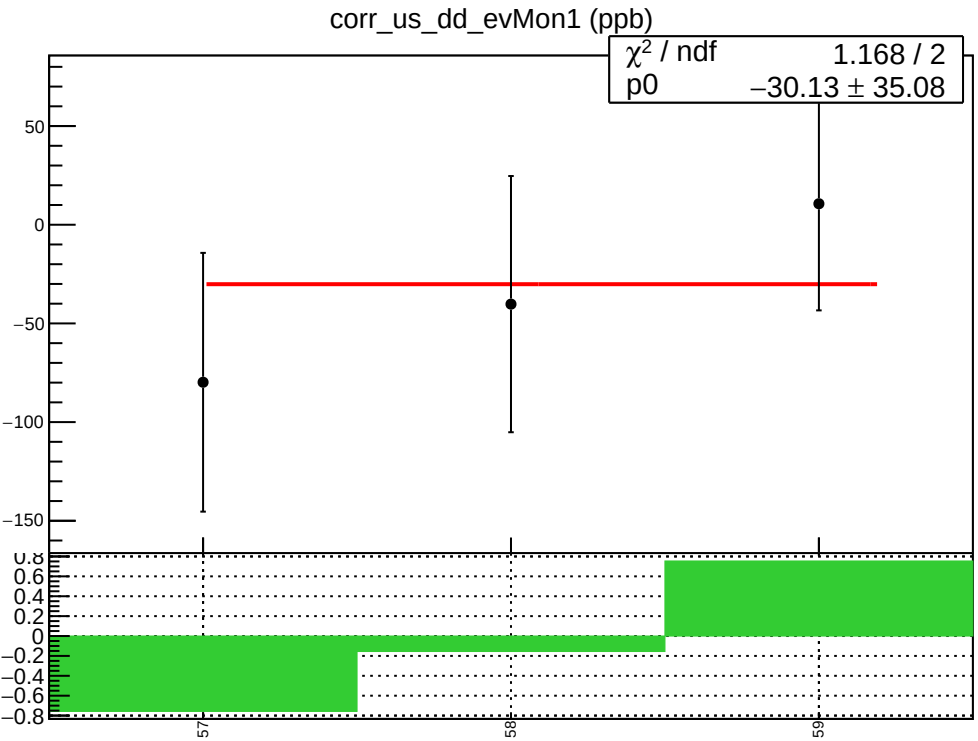
corr_us_dd_evMon1 (ppb)
χ² / ndf 1.168 / 2
p0 −30.13 ± 35.08
50
0
−50
−100
−150
0.8
0.6
0.4
0.2
0
−0.2
−0.4
−0.6
−0.8
57
58
59

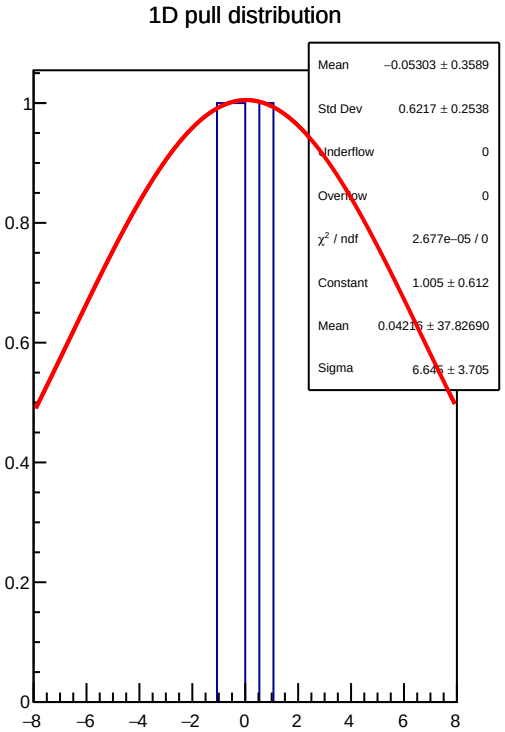
1D pull distribution
Mean −0.05303 ± 0.3589
Std Dev 0.6217 ± 0.2538
Underflow 0
Overflow 0
χ² / ndf 2.677e−05 / 0
Constant 1.005 ± 0.612
Mean 0.04216 ± 37.82690
Sigma 6.645 ± 3.705
1
0.8
0.6
0.4
0.2
0
−8
−6
−4
−2
0
2
4
6
8

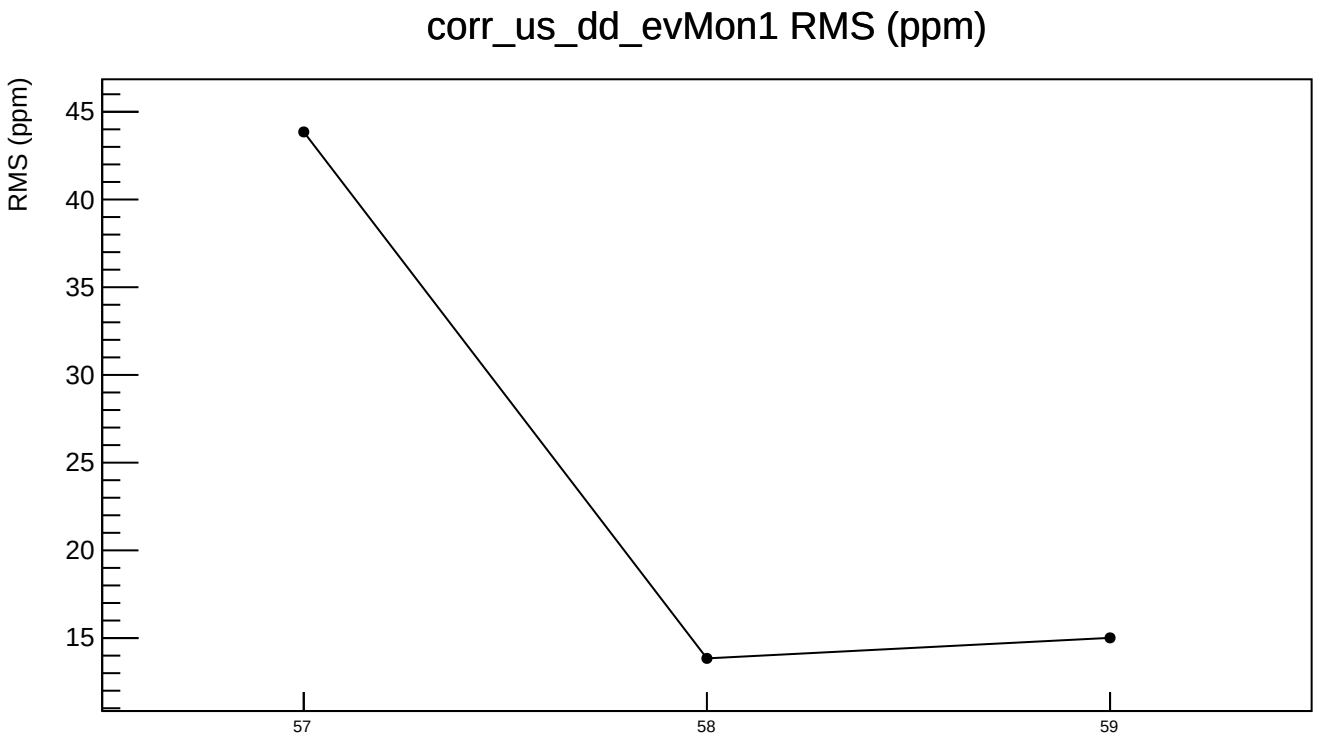
corr_us_dd_evMon1 RMS (ppm)
RMS (ppm)
45
40
35
30
25
20
15
57
58
59

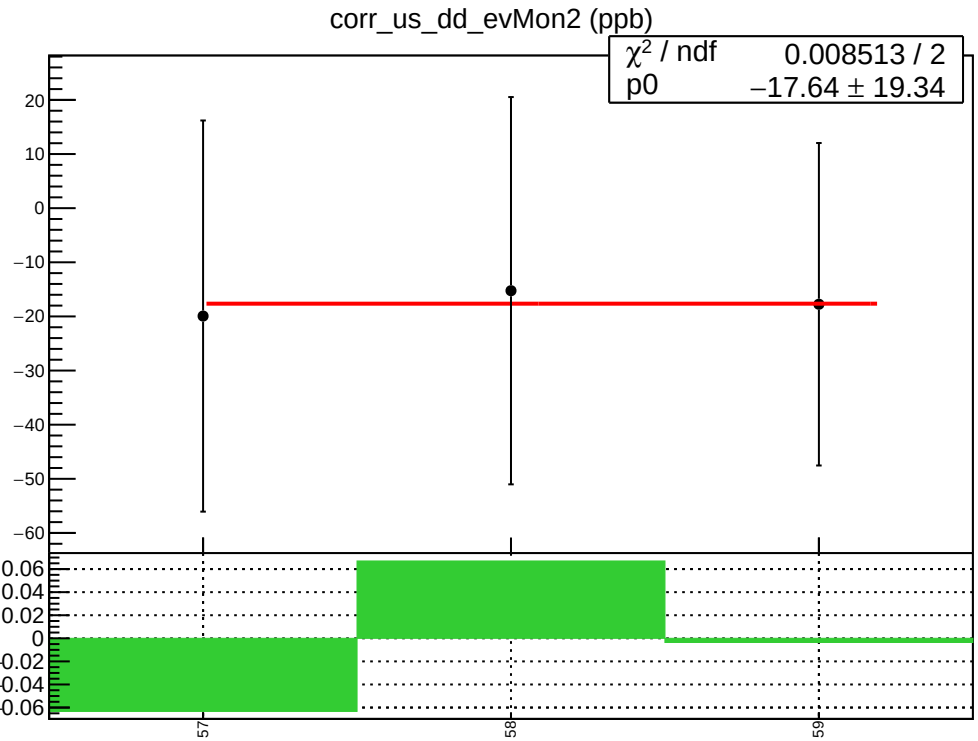
corr_us_dd_evMon2 (ppb)
χ² / ndf 0.008513 / 2
p0 −17.64 ± 19.34
20
10
0
−10
−20
−30
−40
−50
−60
0.06
0.04
0.02
0
-0.02
-0.04
-0.06
57
58
59

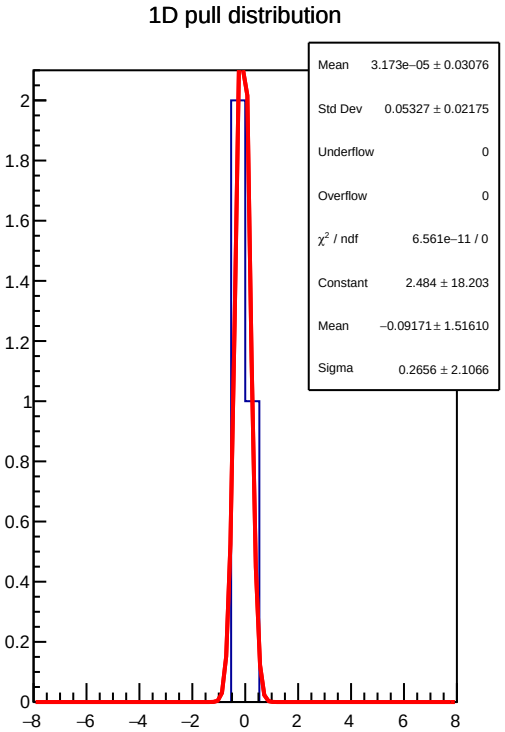
1D pull distribution
Mean 3.173e−05 ± 0.03076
Std Dev 0.05327 ± 0.02175
Underflow 0
Overflow 0
χ² / ndf 6.561e−11 / 0
Constant 2.484 ± 18.203
Mean −0.09171 ± 1.51610
Sigma 0.2656 ± 2.1066
2
1.8
1.6
1.4
1.2
1
0.8
0.6
0.4
0.2
0
−8
−6
−4
−2
0
2
4
6
8

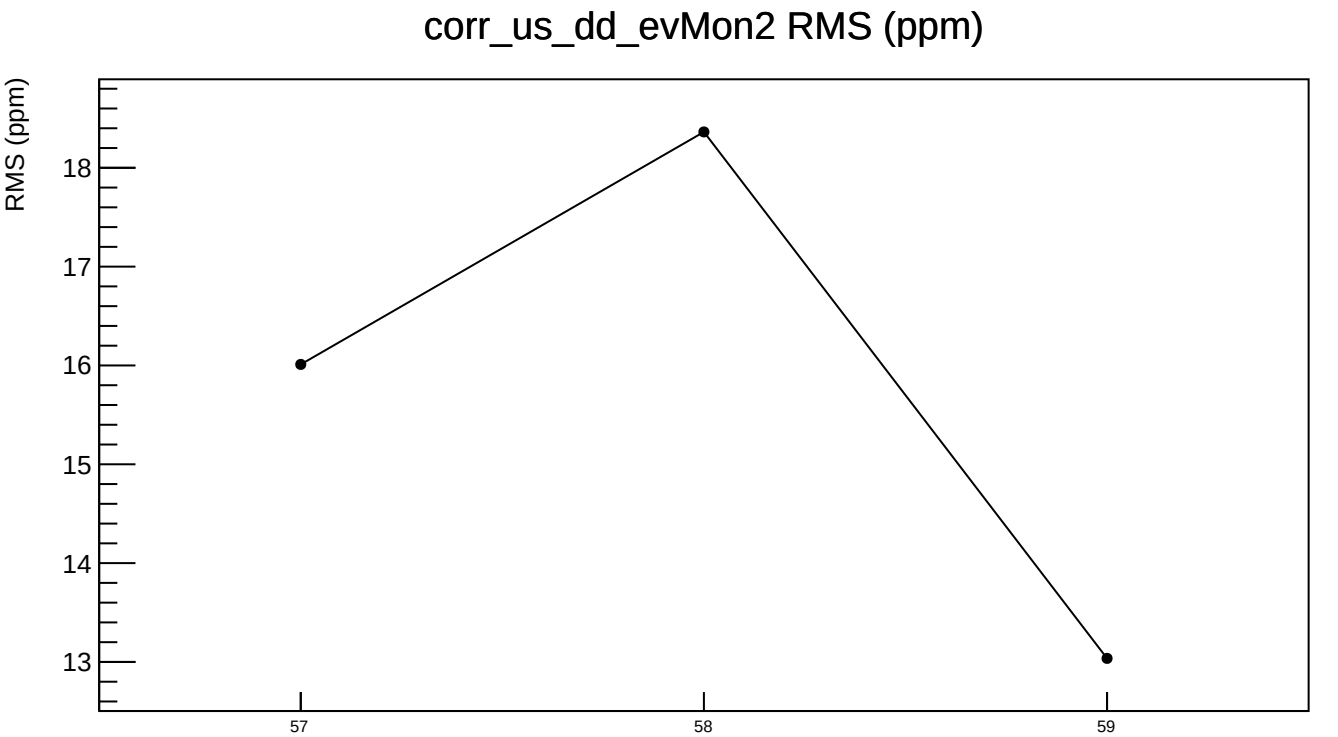
corr_us_dd_evMon2 RMS (ppm)
RMS (ppm)
18
17
16
15
14
13
57
58
59

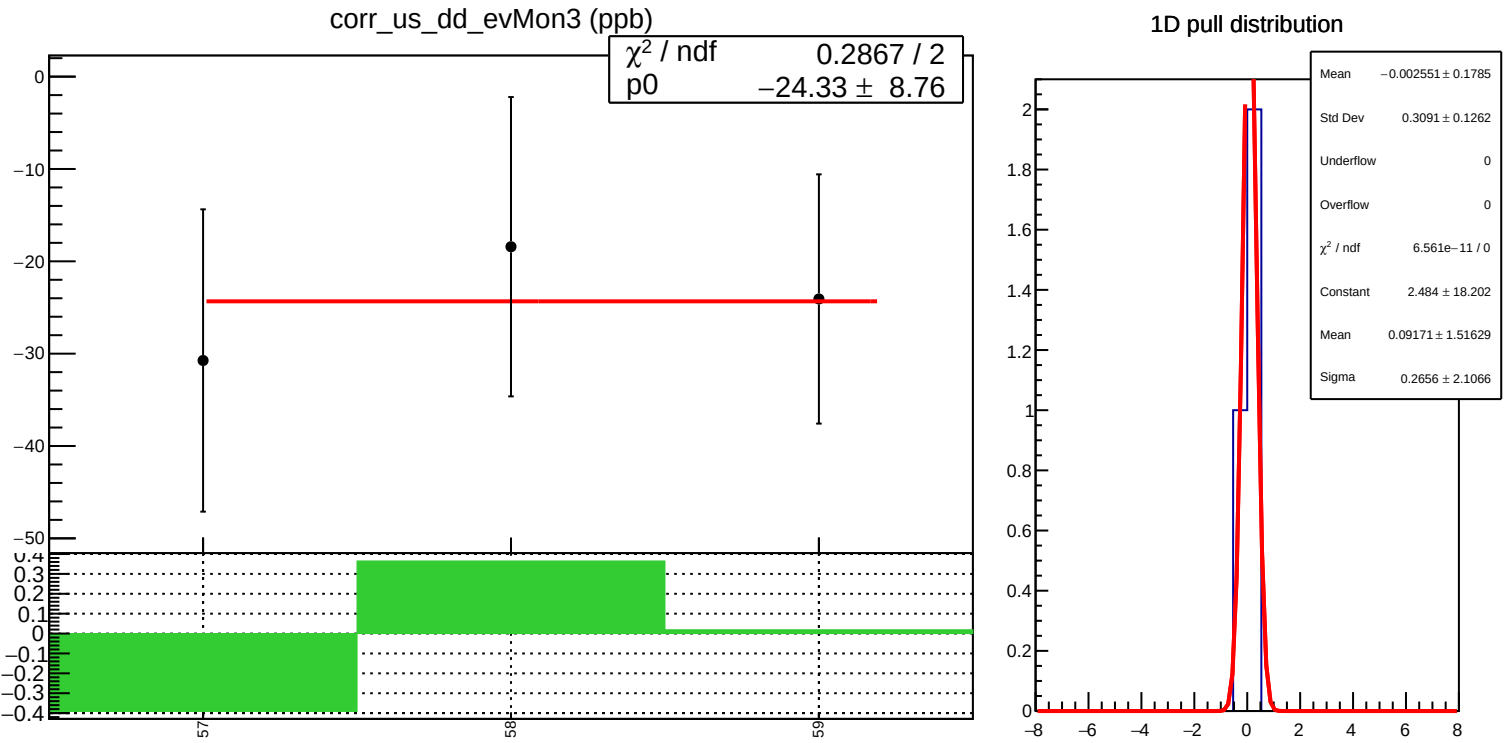
corr_us_dd_evMon3 (ppb)
χ² / ndf 0.2867 / 2
p0 −24.33 ± 8.76
0
−10
−20
−30
−40
−50
0.4
0.3
0.2
0.1
0
−0.1
−0.2
−0.3
−0.4
57
58
59
1D pull distribution
Mean −0.002551 ± 0.1785
Std Dev 0.3091 ± 0.1262
Underflow 0
Overflow 0
χ² / ndf 6.561e−11 / 0
Constant 2.484 ± 18.202
Mean 0.09171 ± 1.51629
Sigma 0.2656 ± 2.1066
2
1.8
1.6
1.4
1.2
1
0.8
0.6
0.4
0.2
0
−8
−6
−4
−2
0
2
4
6
8

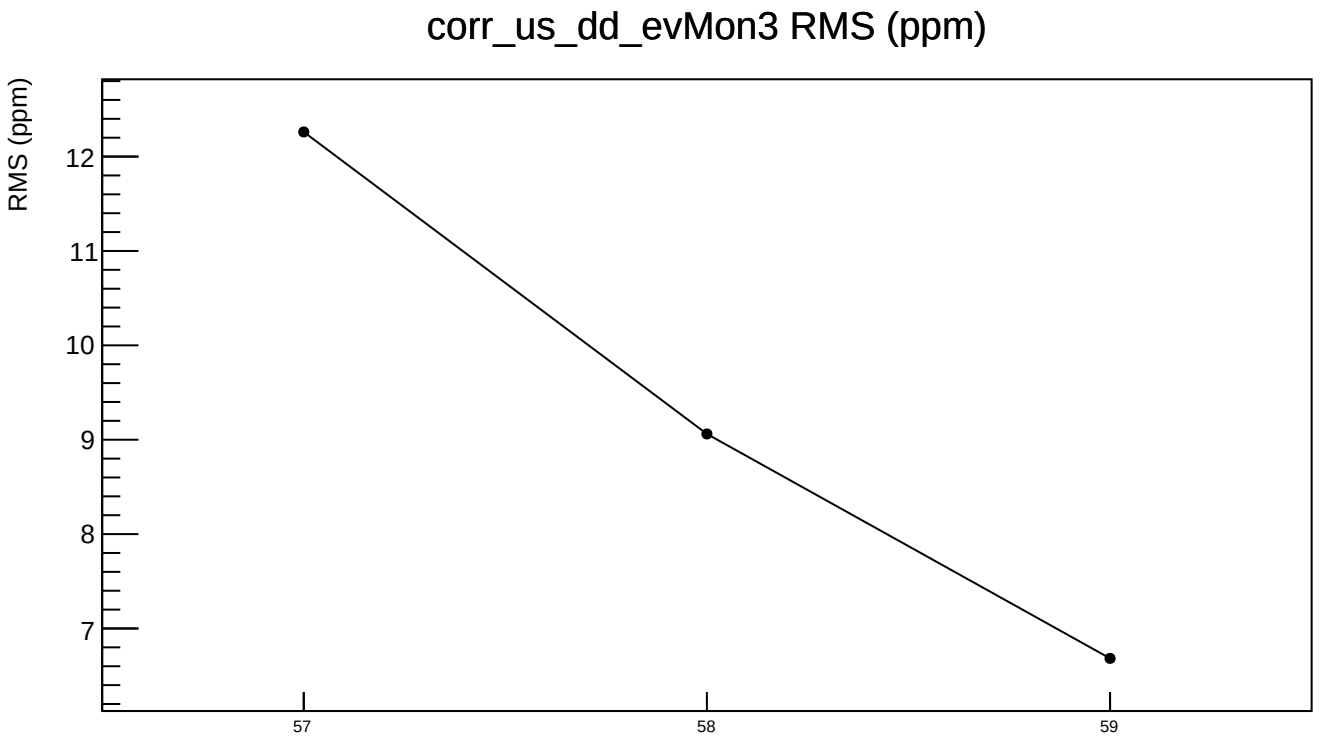
corr_us_dd_evMon3 RMS (ppm)
RMS (ppm)
12
11
10
9
8
7
57
58
59

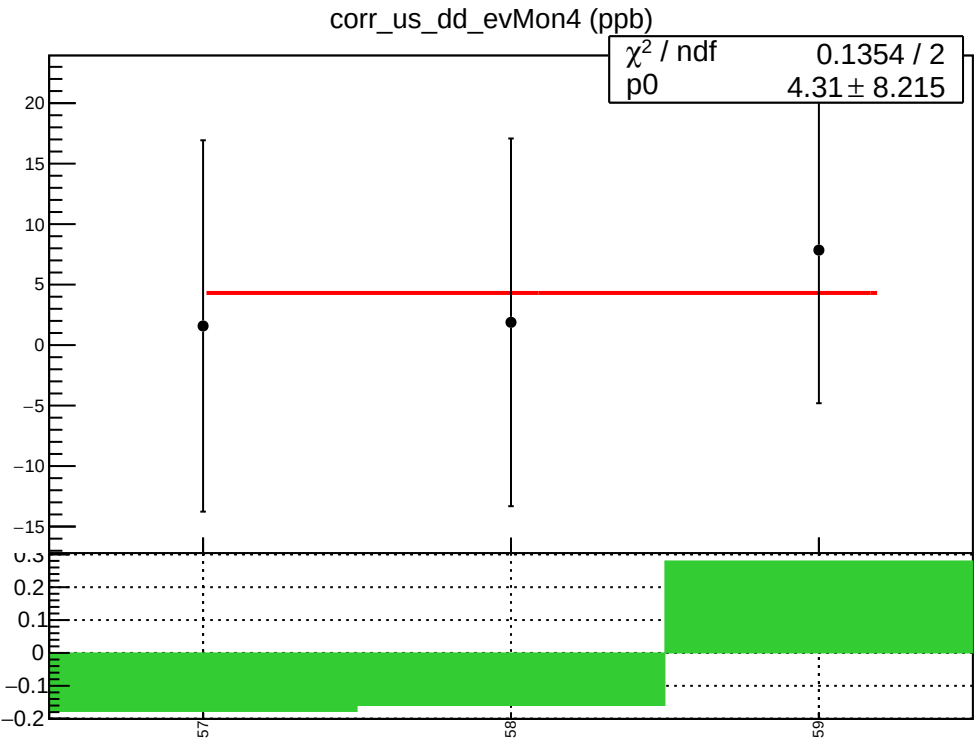
corr_us_dd_evMon4 (ppb)
χ^2 / ndf 0.1354 / 2
p0 4.31 ± 8.215
20
15
10
5
0
−5
−10
−15
0.3
0.2
0.1
0
−0.1
−0.2
57
58
59

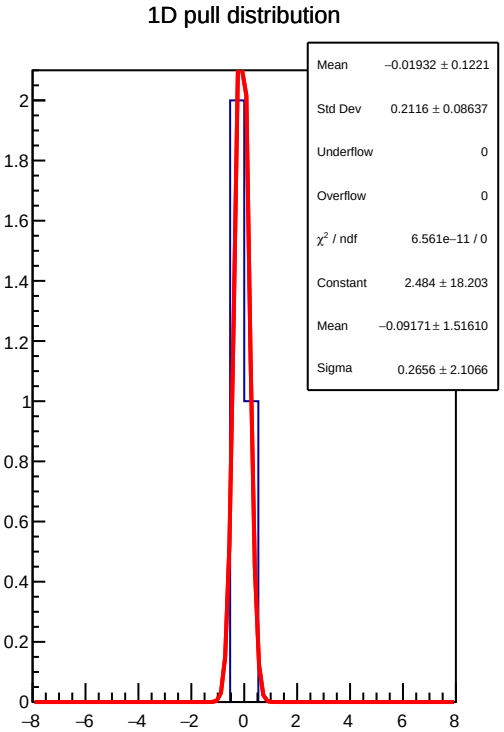
1D pull distribution
Mean −0.01932 ± 0.1221
Std Dev 0.2116 ± 0.08637
Underflow 0
Overflow 0
χ^2 / ndf 6.561e−11 / 0
Constant 2.484 ± 18.203
Mean −0.09171 ± 1.51610
Sigma 0.2656 ± 2.1066
2
1.8
1.6
1.4
1.2
1
0.8
0.6
0.4
0.2
0
−8
−6
−4
−2
0
2
4
6
8

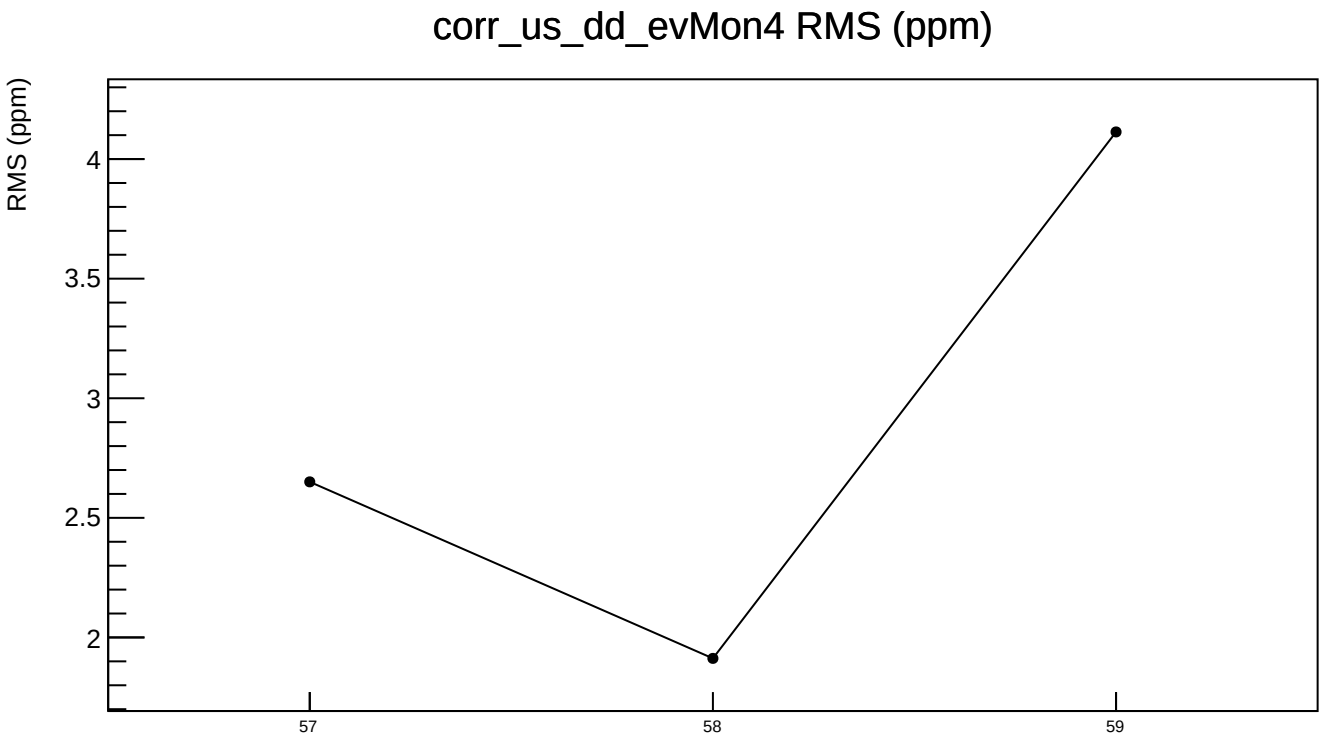
corr_us_dd_evMon4 RMS (ppm)
RMS (ppm)
4
3.5
3
2.5
2
57
58
59

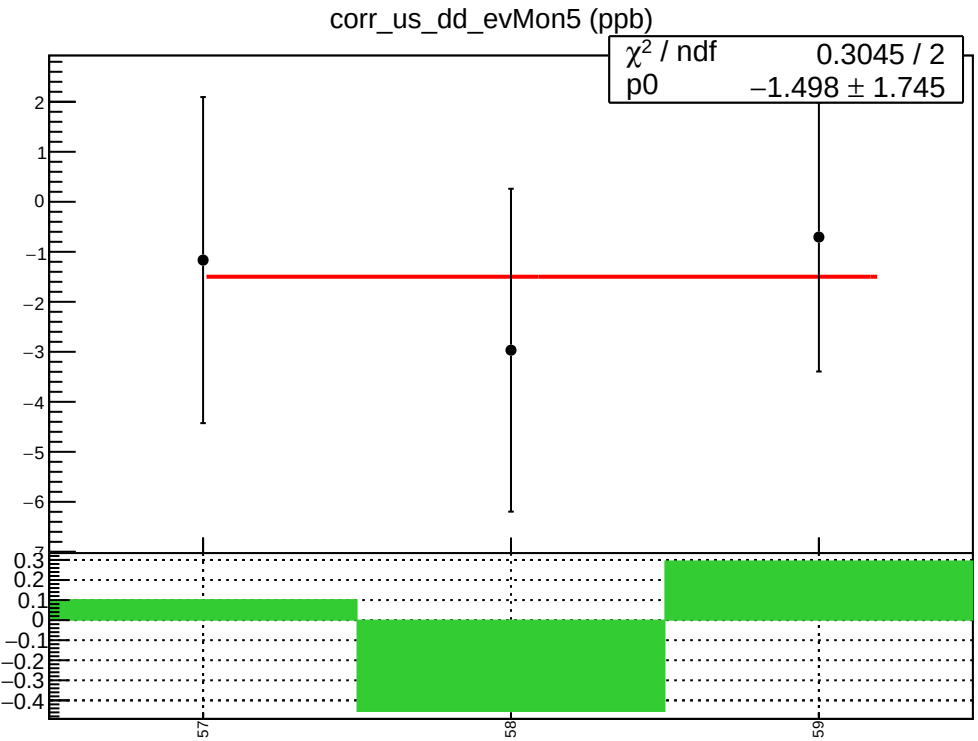
corr_us_dd_evMon5 (ppb)
χ² / ndf 0.3045 / 2
p0 −1.498 ± 1.745
57
58
59

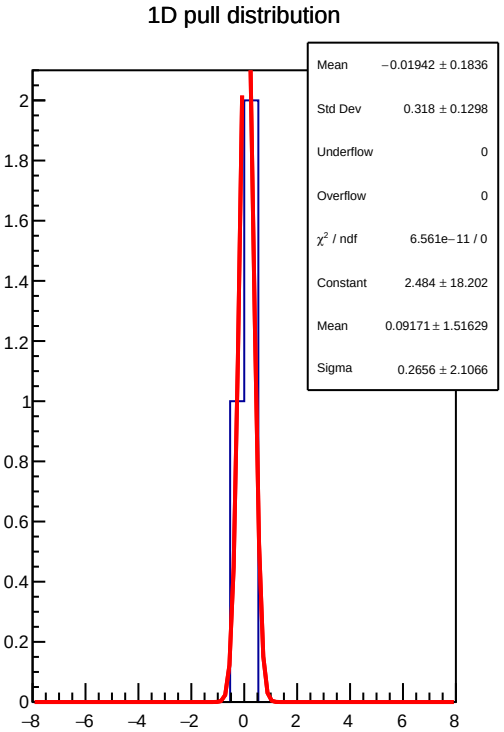
1D pull distribution
Mean −0.01942 ± 0.1836
Std Dev 0.318 ± 0.1298
Underflow 0
Overflow 0
χ² / ndf 6.561e−11 / 0
Constant 2.484 ± 18.202
Mean 0.09171 ± 1.51629
Sigma 0.2656 ± 2.1066

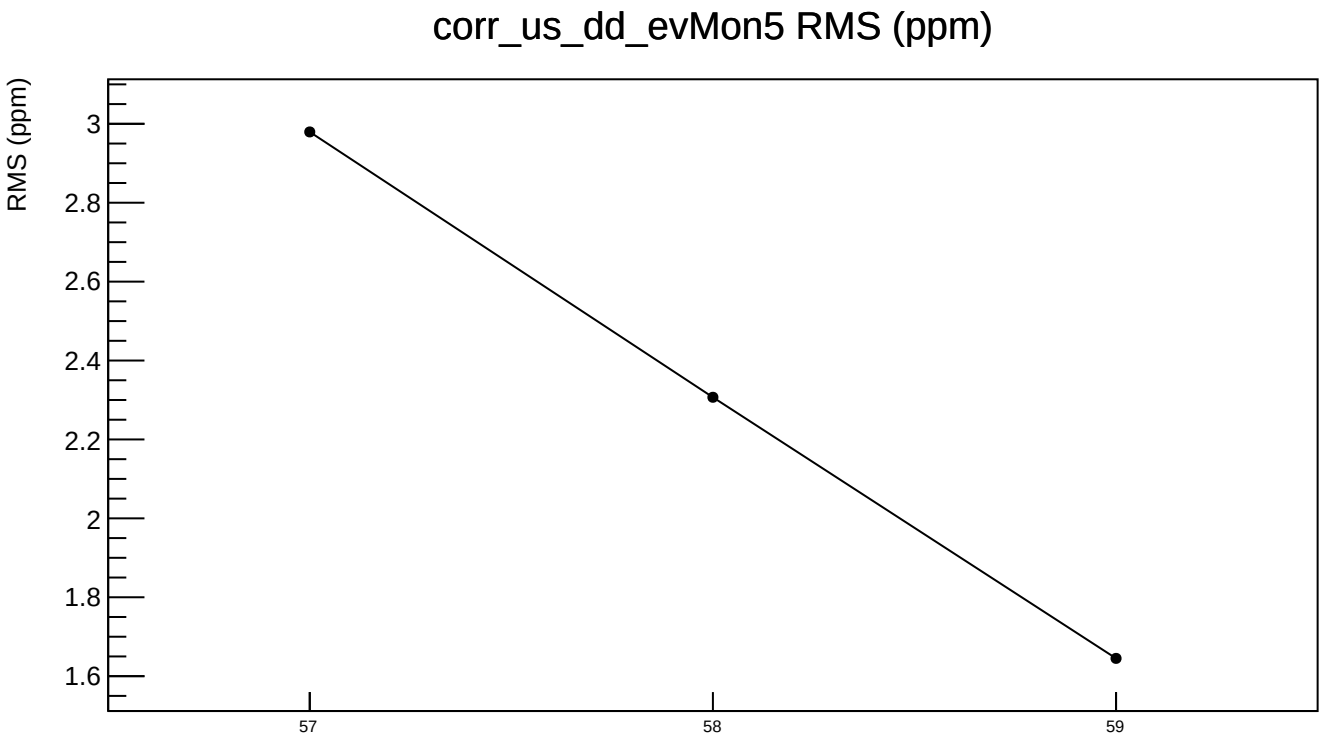
corr_us_dd_evMon5 RMS (ppm)
RMS (ppm)
3
2.8
2.6
2.4
2.2
2
1.8
1.6
57
58
59

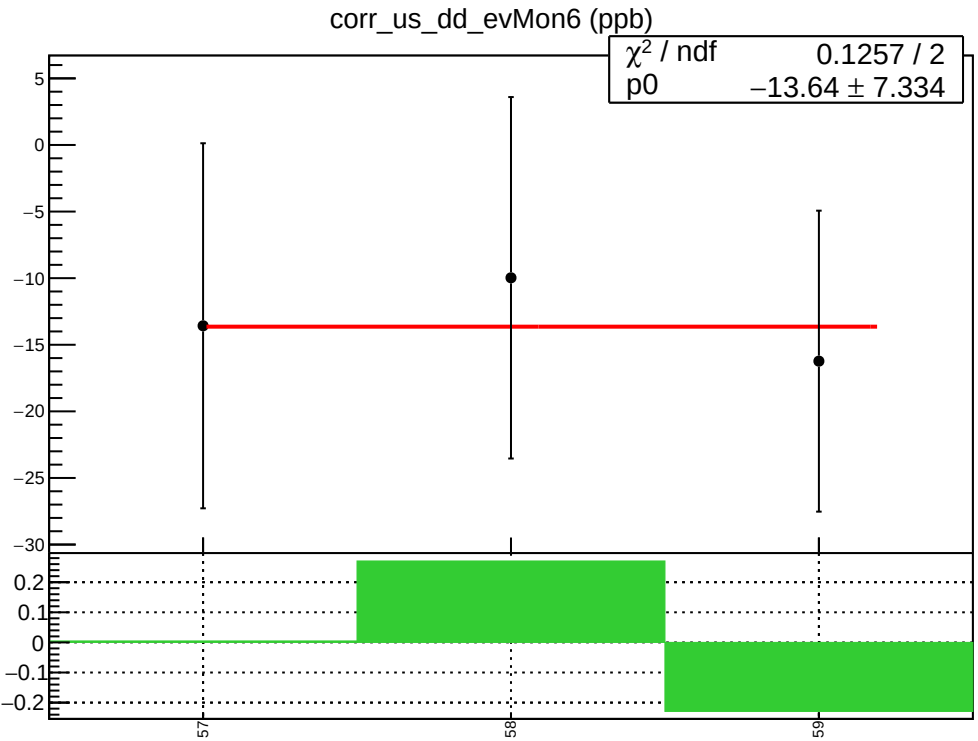
corr_us_dd_evMon6 (ppb)
χ² / ndf 0.1257 / 2
p0 −13.64 ± 7.334
5
0
−5
−10
−15
−20
−25
−30
0.2
0.1
0
−0.1
−0.2
57
58
59

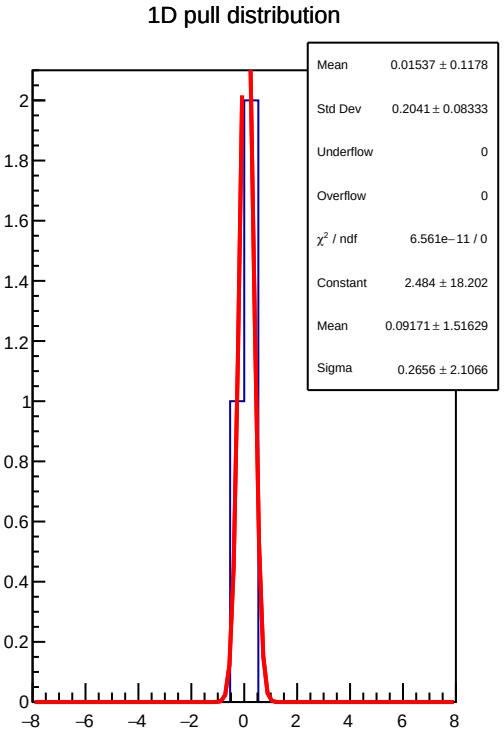
1D pull distribution
Mean 0.01537 ± 0.1178
Std Dev 0.2041 ± 0.08333
Underflow 0
Overflow 0
χ² / ndf 6.561e−11 / 0
Constant 2.484 ± 18.202
Mean 0.09171 ± 1.51629
Sigma 0.2656 ± 2.1066
2
1.8
1.6
1.4
1.2
1
0.8
0.6
0.4
0.2
0
−8
−6
−4
−2
0
2
4
6
8

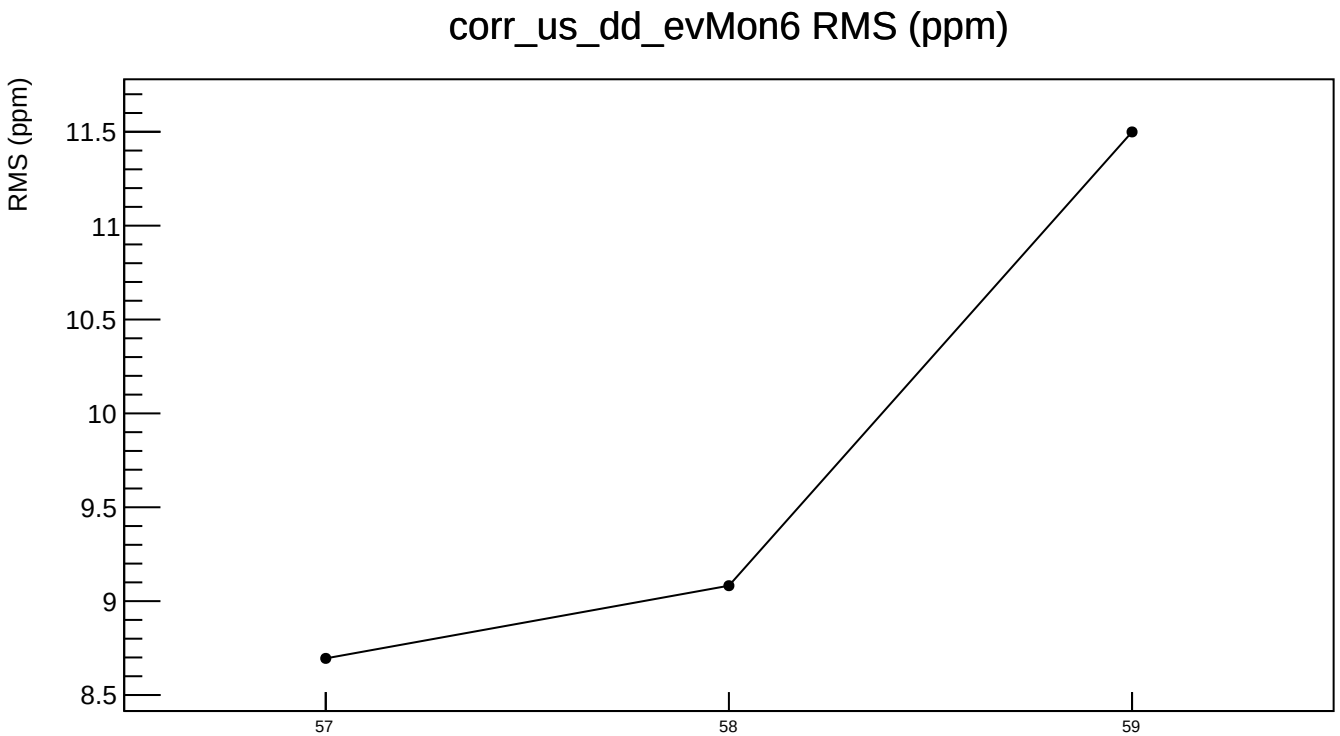
corr_us_dd_evMon6 RMS (ppm)
RMS (ppm)
11.5
11
10.5
10
9.5
9
8.5
57
58
59

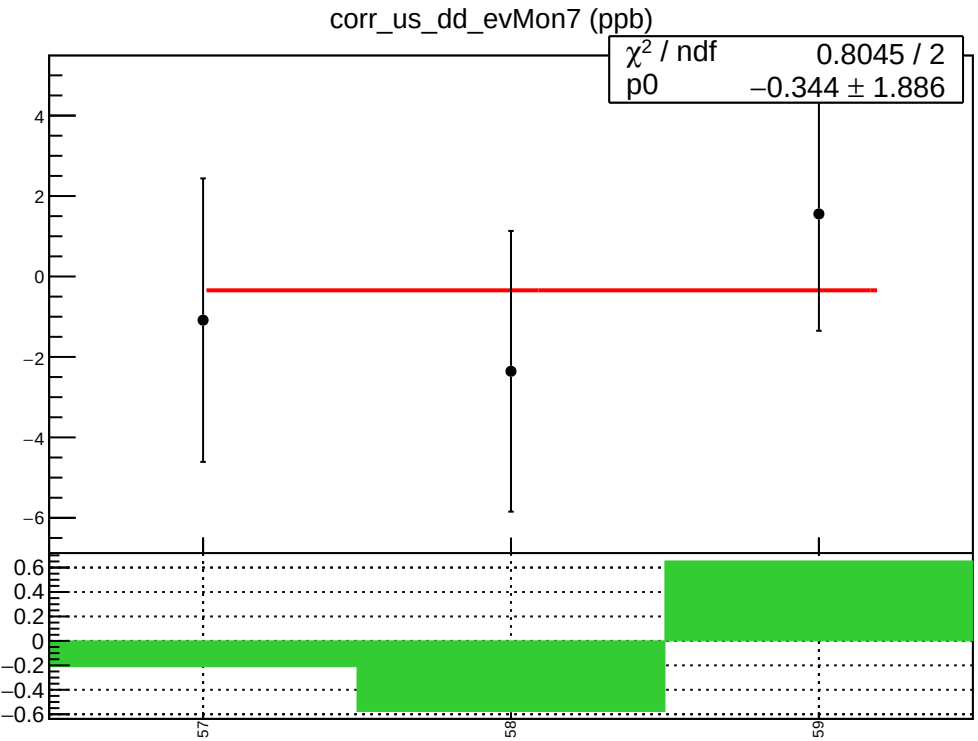
corr_us_dd_evMon7 (ppb)
χ^2 / ndf 0.8045 / 2
p0 −0.344 ± 1.886
4
2
0
−2
−4
−6
0.6
0.4
0.2
0
−0.2
−0.4
−0.6
57
58
59

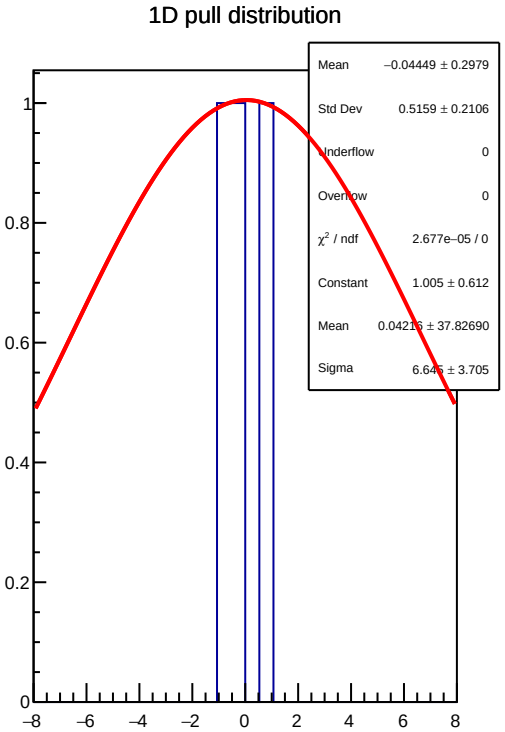
1D pull distribution
Mean −0.04449 ± 0.2979
Std Dev 0.5159 ± 0.2106
Underflow 0
Overflow 0
χ^2 / ndf 2.677e−05 / 0
Constant 1.005 ± 0.612
Mean 0.04216 ± 37.82690
Sigma 6.645 ± 3.705
1
0.8
0.6
0.4
0.2
0
−8
−6
−4
−2
0
2
4
6
8

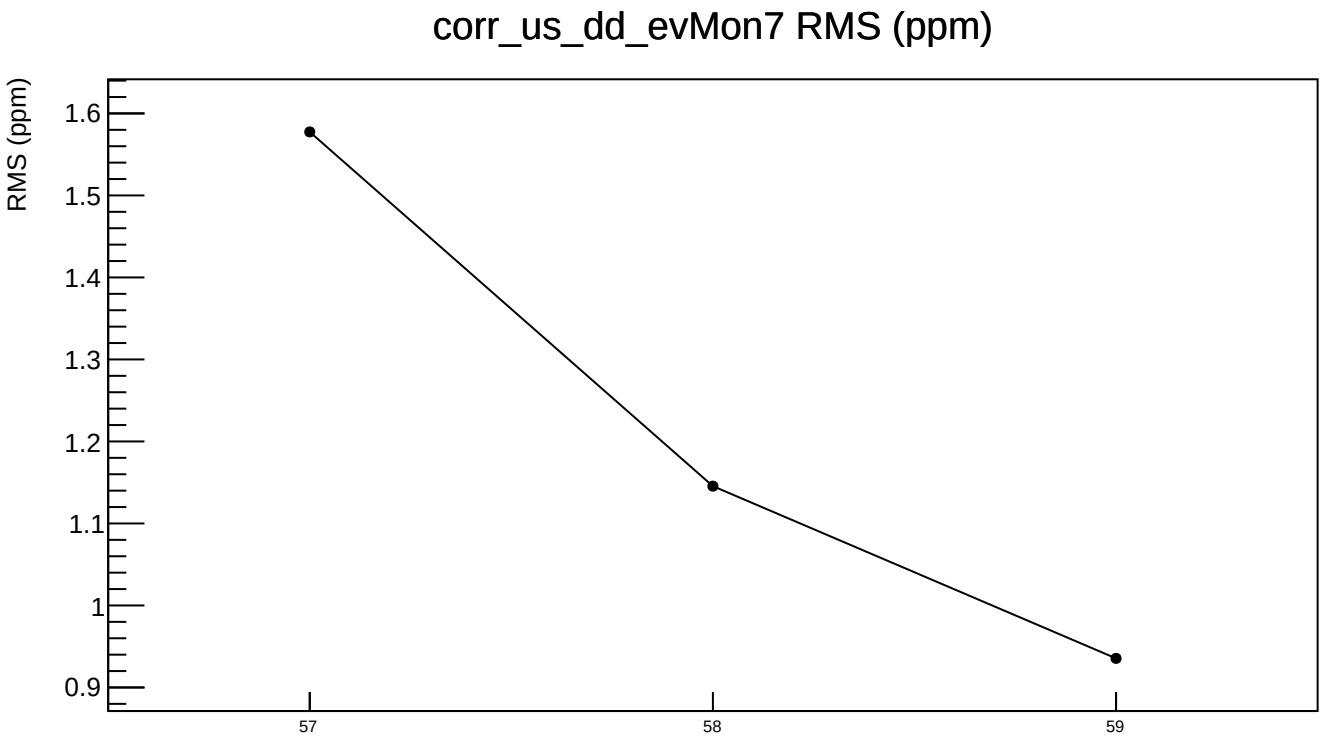
corr_us_dd_evMon7 RMS (ppm)
RMS (ppm)
1.6
1.5
1.4
1.3
1.2
1.1
1
0.9
57
58
59

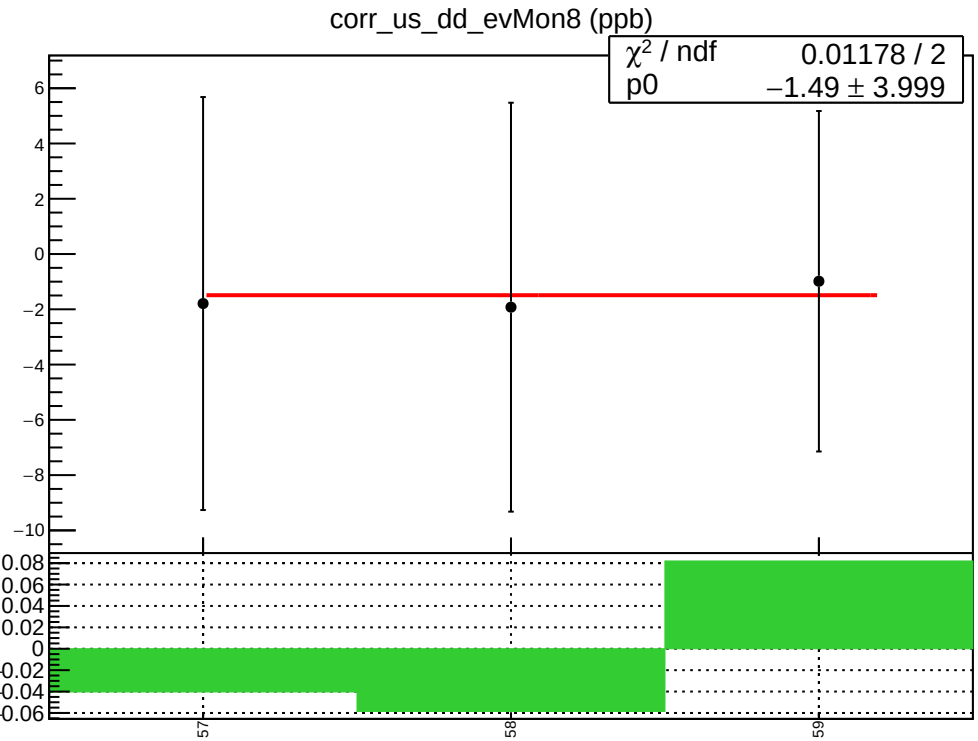
corr_us_dd_evMon8 (ppb)
χ² / ndf 0.01178 / 2
p0 −1.49 ± 3.999
6
4
2
0
−2
−4
−6
−8
−10
0.08
0.06
0.04
0.02
0
−0.02
−0.04
−0.06
57
58
59

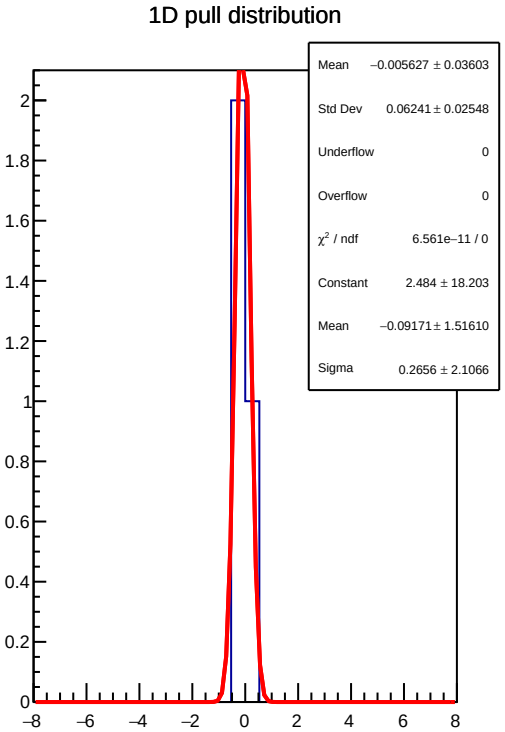
1D pull distribution
Mean −0.005627 ± 0.03603
Std Dev 0.06241 ± 0.02548
Underflow 0
Overflow 0
χ² / ndf 6.561e−11 / 0
Constant 2.484 ± 18.203
Mean −0.09171 ± 1.51610
Sigma 0.2656 ± 2.1066
2
1.8
1.6
1.4
1.2
1
0.8
0.6
0.4
0.2
0
−8
−6
−4
−2
0
2
4
6
8

corr_us_dd_evMon8 RMS (ppm)

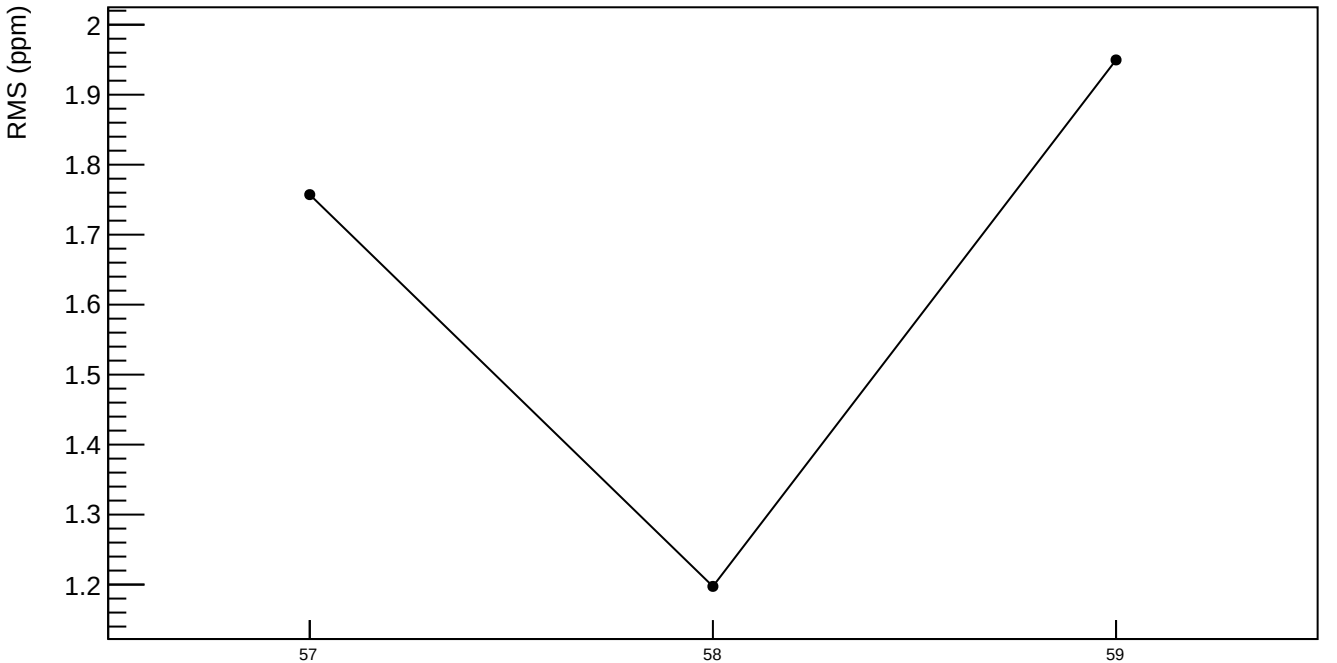

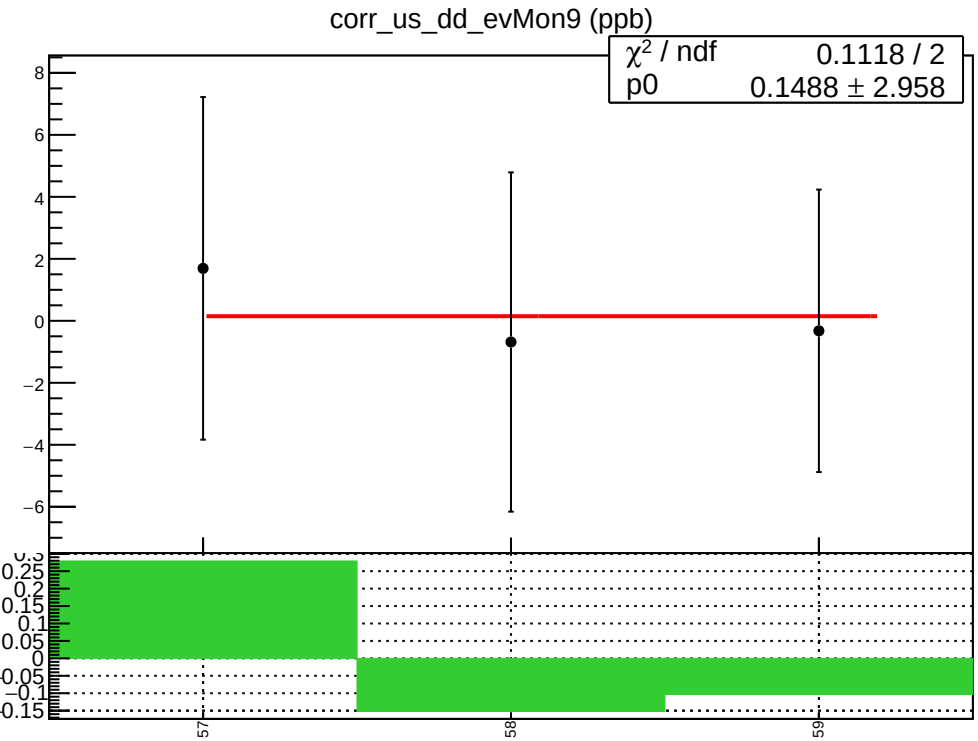
corr_us_dd_evMon9 (ppb)
χ² / ndf 0.1118 / 2
p0 0.1488 ± 2.958
8
6
4
2
0
−2
−4
−6
0.25
0.2
0.15
0.1
0.05
0
−0.05
−0.1
−0.15
57
58
59

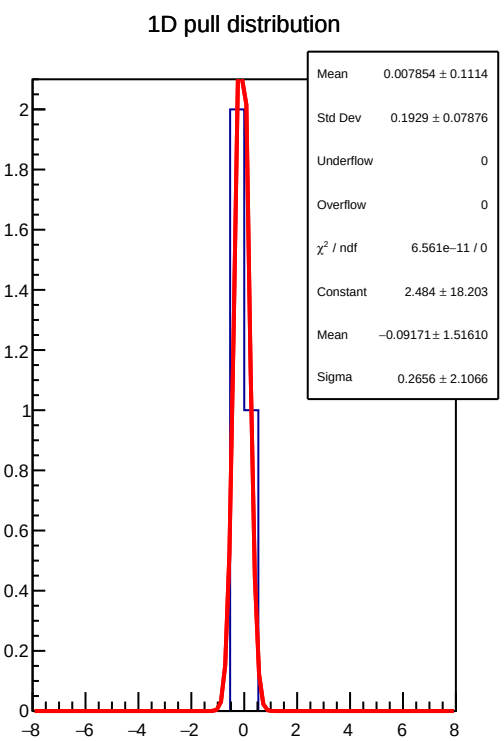
1D pull distribution
Mean 0.007854 ± 0.1114
Std Dev 0.1929 ± 0.07876
Underflow 0
Overflow 0
χ² / ndf 6.561e−11 / 0
Constant 2.484 ± 18.203
Mean −0.09171 ± 1.51610
Sigma 0.2656 ± 2.1066
2
1.8
1.6
1.4
1.2
1
0.8
0.6
0.4
0.2
0
−8
−6
−4
−2
0
2
4
6
8

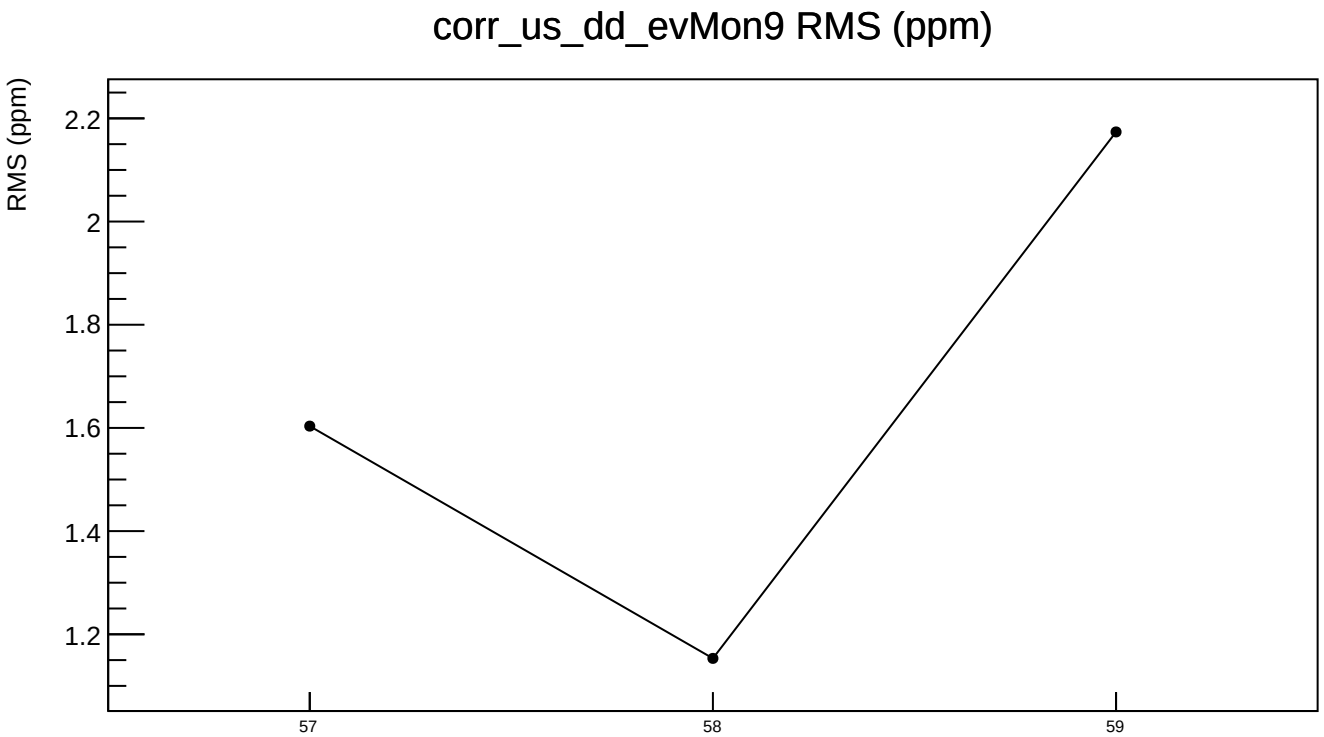
corr_us_dd_evMon9 RMS (ppm)
RMS (ppm)
2.2
2
1.8
1.6
1.4
1.2
57
58
59

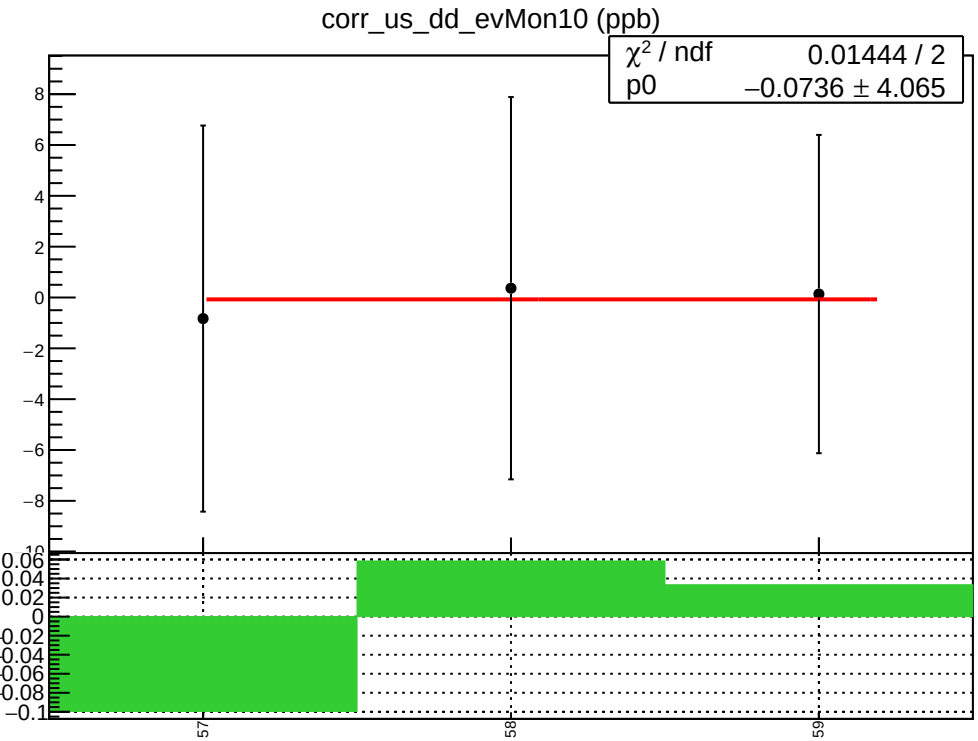
corr_us_dd_evMon10 (ppb)
χ² / ndf 0.01444 / 2
p0 −0.0736 ± 4.065
8
6
4
2
0
−2
−4
−6
−8
−10
0.06
0.04
0.02
0
−0.02
−0.04
−0.06
−0.08
−0.1
57
58
59

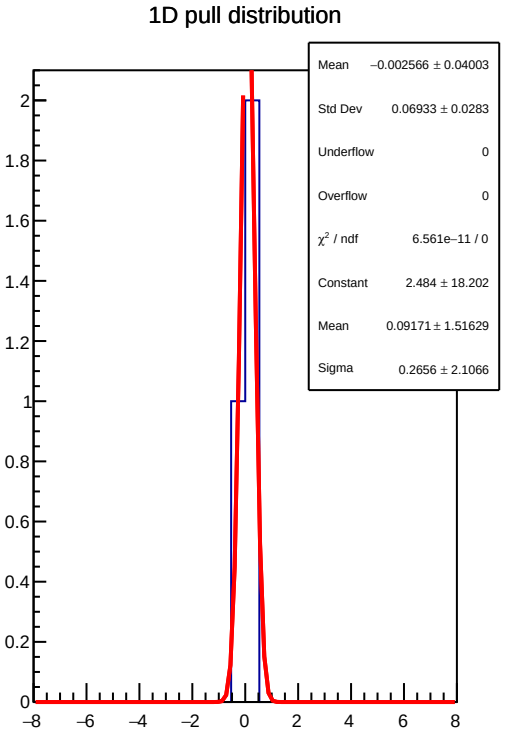
1D pull distribution
Mean −0.002566 ± 0.04003
Std Dev 0.06933 ± 0.0283
Underflow 0
Overflow 0
χ² / ndf 6.561e−11 / 0
Constant 2.484 ± 18.202
Mean 0.09171 ± 1.51629
Sigma 0.2656 ± 2.1066
2
1.8
1.6
1.4
1.2
1
0.8
0.6
0.4
0.2
0
−8
−6
−4
−2
0
2
4
6
8

corr_us_dd_evMon10 RMS (ppm)

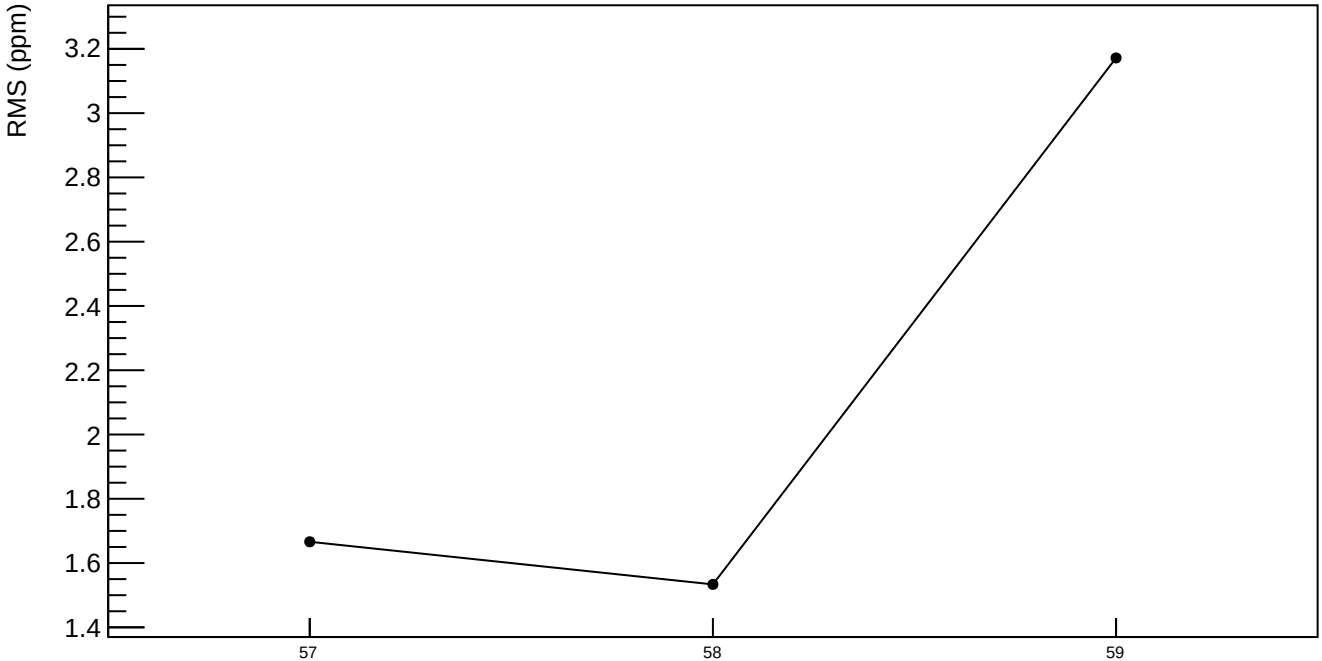

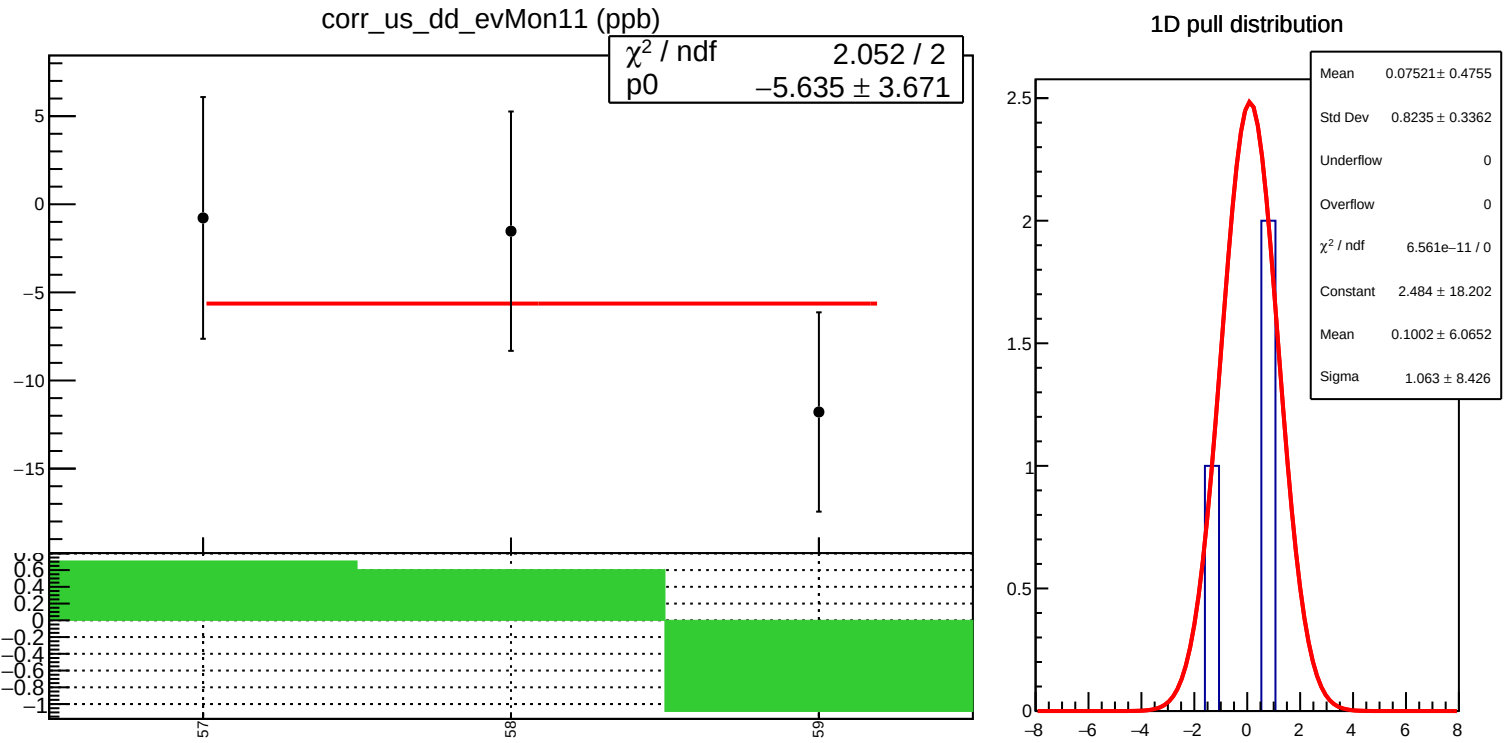
corr_us_dd_evMon11 (ppb)
χ² / ndf 2.052 / 2
p0 −5.635 ± 3.671
1D pull distribution
Mean 0.07521 ± 0.4755
Std Dev 0.8235 ± 0.3362
Underflow 0
Overflow 0
χ² / ndf 6.561e−11 / 0
Constant 2.484 ± 18.202
Mean 0.1002 ± 6.0652
Sigma 1.063 ± 8.426

corr_us_dd_evMon11 RMS (ppm)

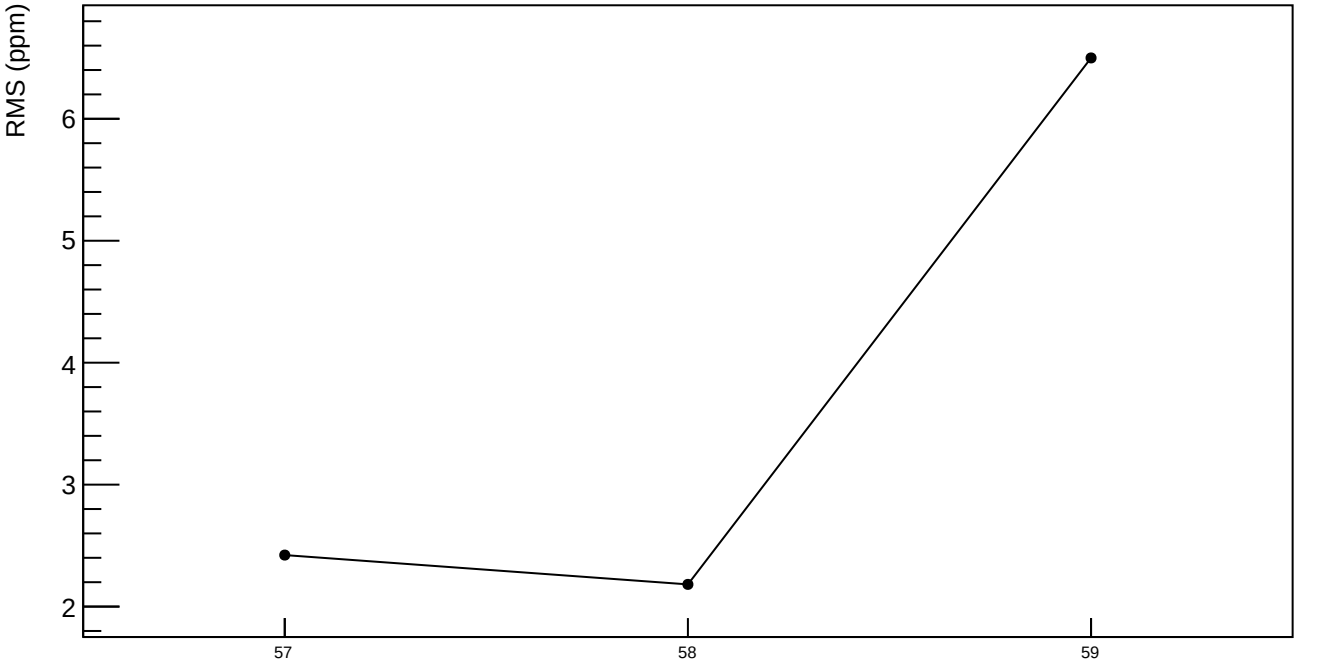

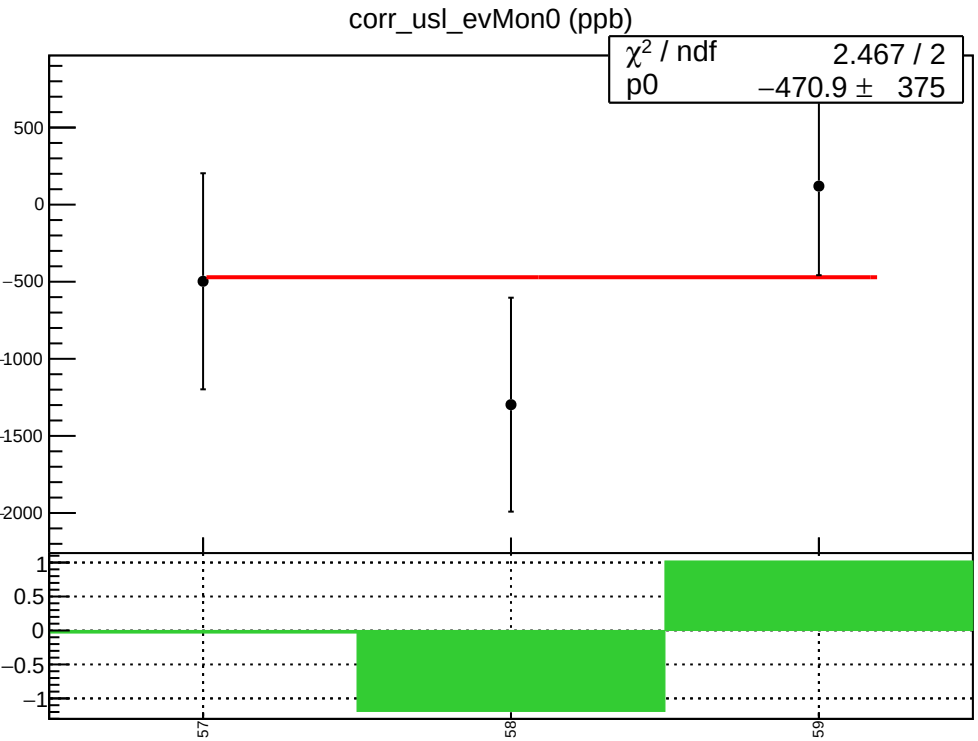
corr_usl_evMon0 (ppb)
χ² / ndf 2.467 / 2
p0 −470.9 ± 375
500
0
−500
−1000
−1500
−2000
1
0.5
0
−0.5
−1
57
58
59

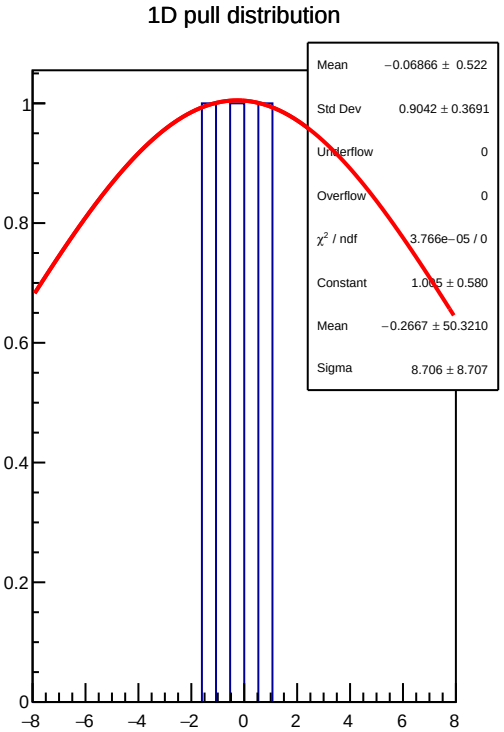
1D pull distribution
Mean −0.06866 ± 0.522
Std Dev 0.9042 ± 0.3691
Underflow 0
Overflow 0
χ² / ndf 3.766e−05 / 0
Constant 1.085 ± 0.580
Mean −0.2667 ± 50.3210
Sigma 8.706 ± 8.707
1
0.8
0.6
0.4
0.2
0
−8
−6
−4
−2
0
2
4
6
8

corr_usl_evMon0 RMS (ppm)

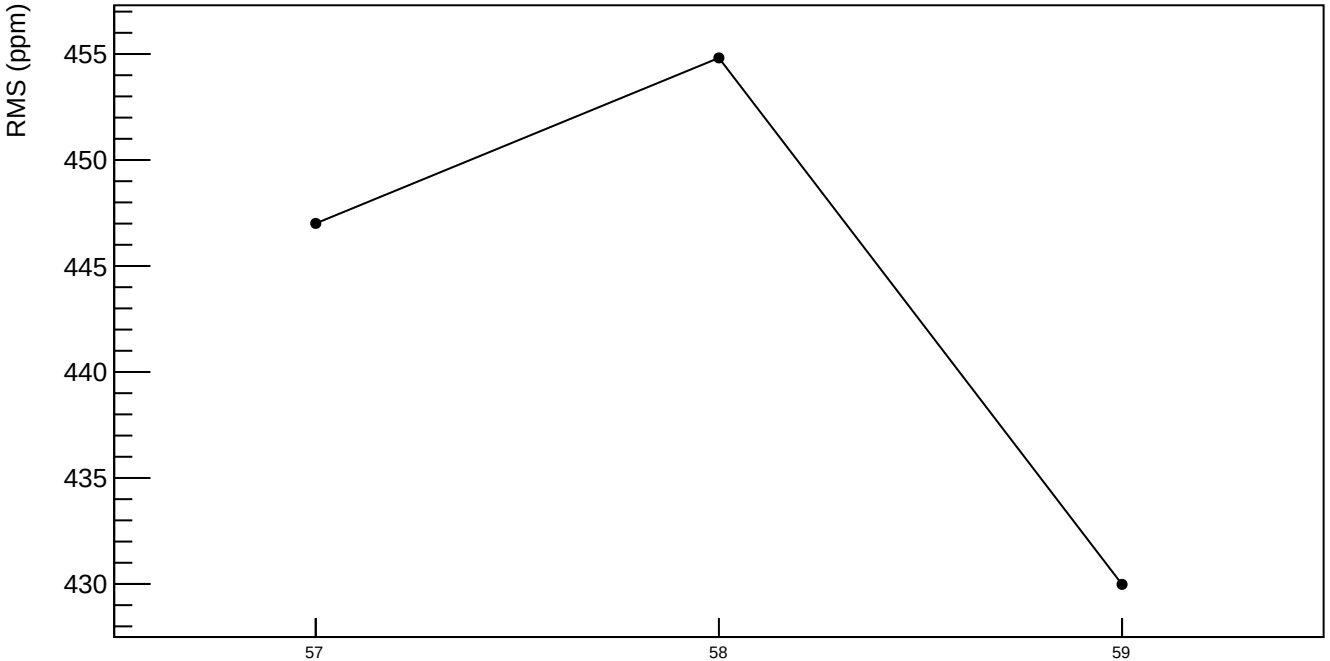

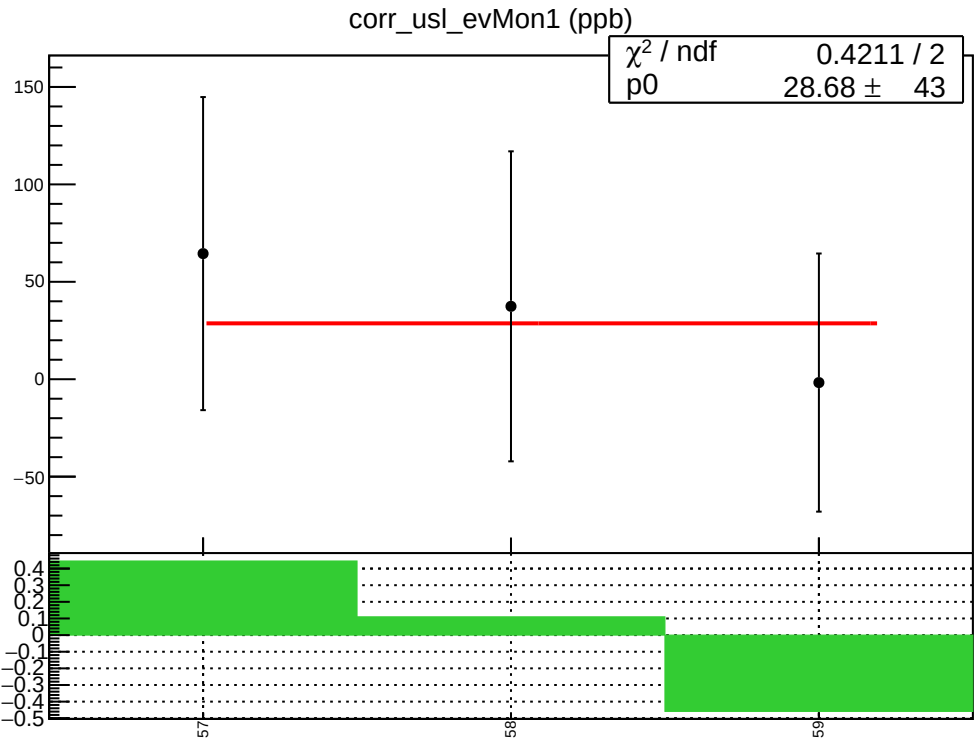
corr_usl_evMon1 (ppb)
χ² / ndf 0.4211 / 2
p0 28.68 ± 43
150
100
50
0
−50
0.4
0.3
0.2
0.1
0
−0.1
−0.2
−0.3
−0.4
−0.5
57
58
59

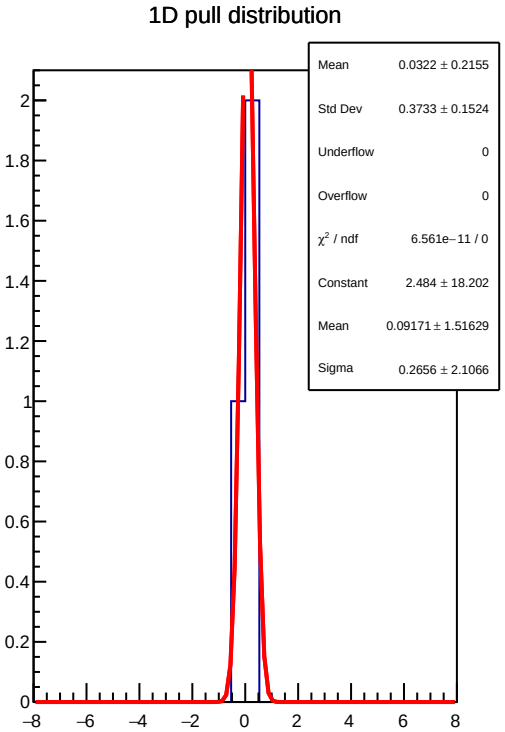
1D pull distribution
Mean 0.0322 ± 0.2155
Std Dev 0.3733 ± 0.1524
Underflow 0
Overflow 0
χ² / ndf 6.561e−11 / 0
Constant 2.484 ± 18.202
Mean 0.09171 ± 1.51629
Sigma 0.2656 ± 2.1066
2
1.8
1.6
1.4
1.2
1
0.8
0.6
0.4
0.2
0
−8
−6
−4
−2
0
2
4
6
8

corr_usl_evMon1 RMS (ppm)

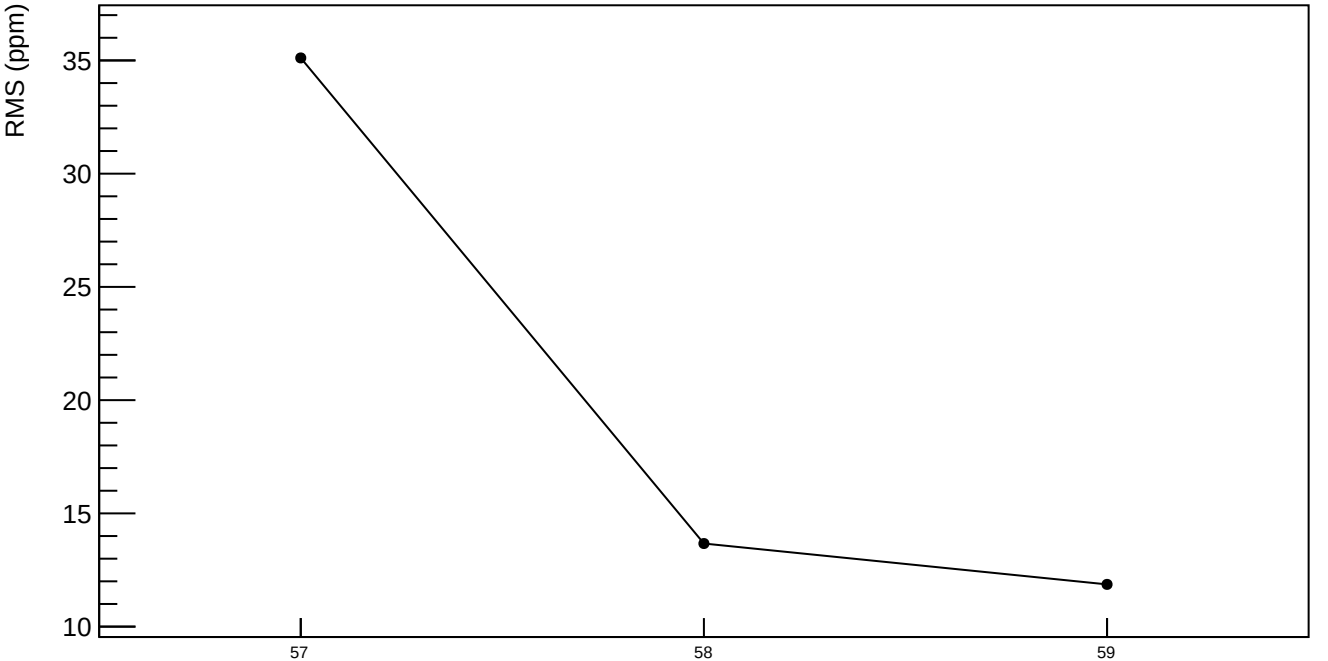

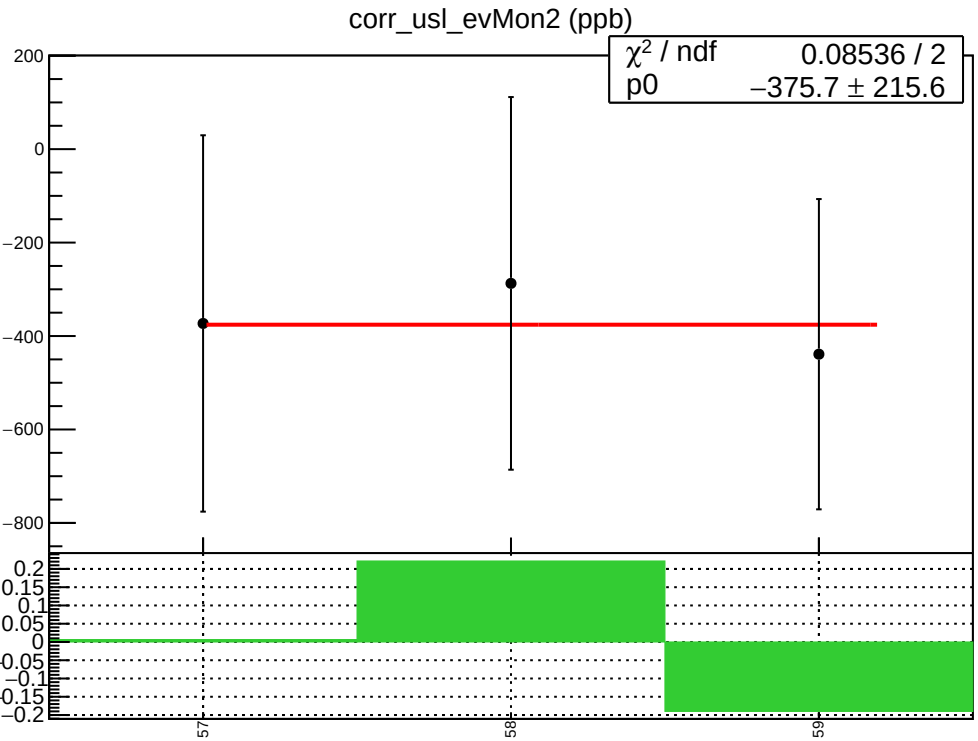
corr_usl_evMon2 (ppb)
χ² / ndf 0.08536 / 2
p0 −375.7 ± 215.6
200
0
−200
−400
−600
−800
0.2
0.15
0.1
0.05
0
−0.05
−0.1
−0.15
−0.2
57
58
59

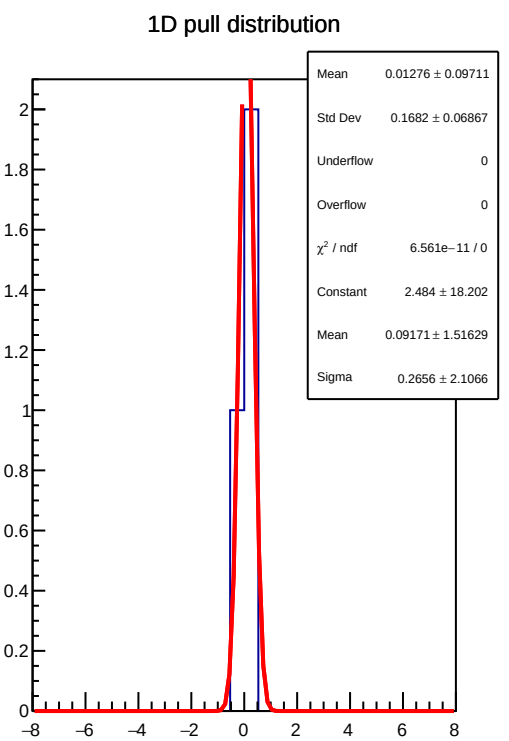
1D pull distribution
Mean 0.01276 ± 0.09711
Std Dev 0.1682 ± 0.06867
Underflow 0
Overflow 0
χ² / ndf 6.561e−11 / 0
Constant 2.484 ± 18.202
Mean 0.09171 ± 1.51629
Sigma 0.2656 ± 2.1066
2
1.8
1.6
1.4
1.2
1
0.8
0.6
0.4
0.2
0
−8
−6
−4
−2
0
2
4
6
8

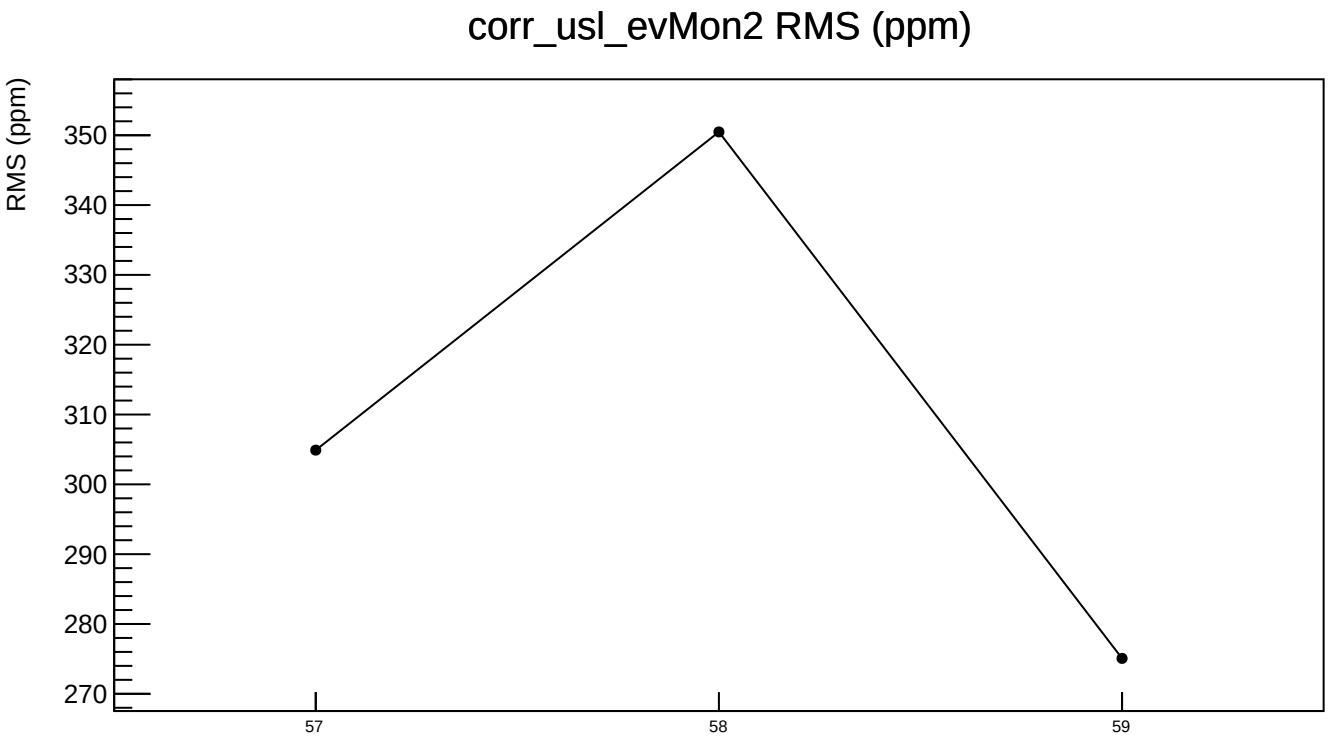
corr_usl_evMon2 RMS (ppm)
RMS (ppm)
350
340
330
320
310
300
290
280
270
57
58
59

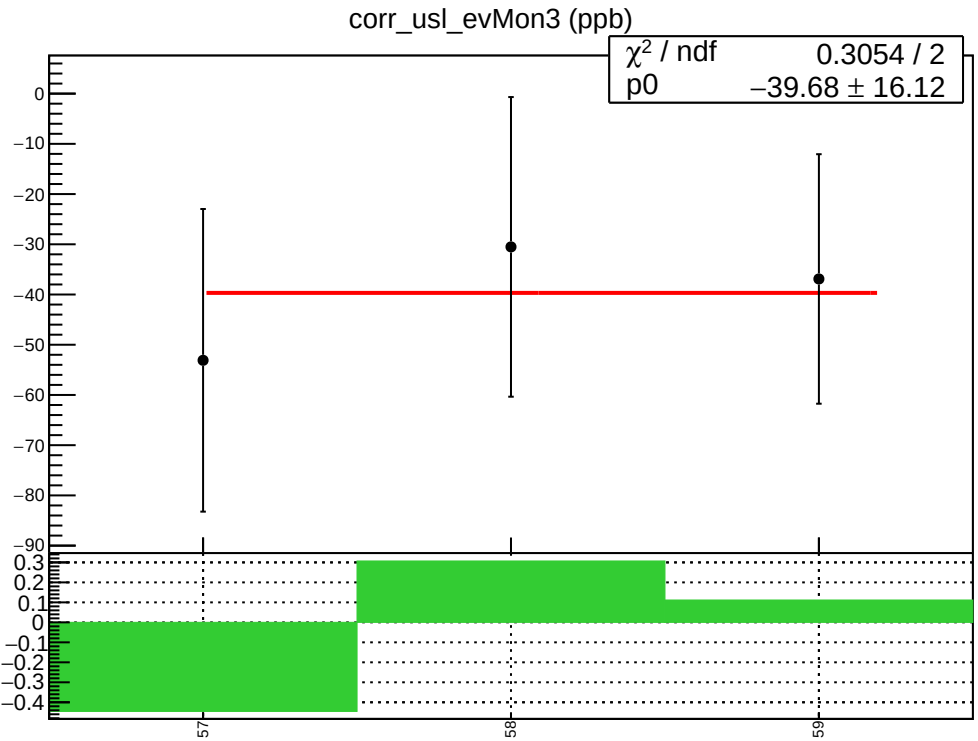
corr_usl_evMon3 (ppb)
χ^2 / ndf 0.3054 / 2
p0 −39.68 ± 16.12
0
−10
−20
−30
−40
−50
−60
−70
−80
−90
0.3
0.2
0.1
0
−0.1
−0.2
−0.3
−0.4
57
58
59

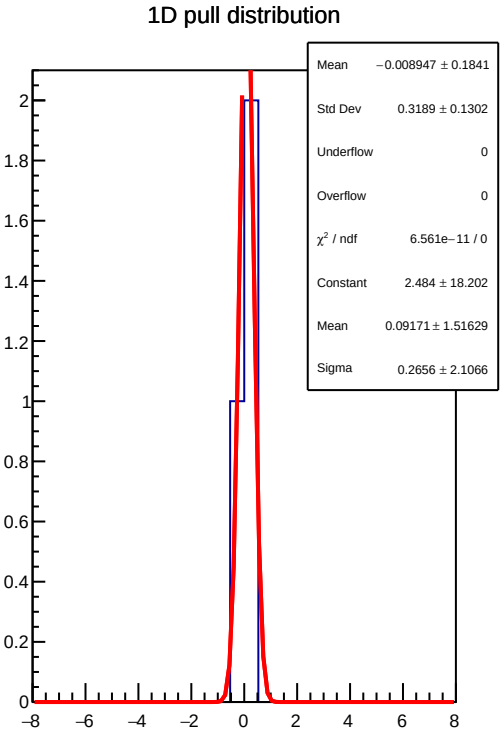
1D pull distribution
Mean −0.008947 ± 0.1841
Std Dev 0.3189 ± 0.1302
Underflow 0
Overflow 0
χ^2 / ndf 6.561e−11 / 0
Constant 2.484 ± 18.202
Mean 0.09171 ± 1.51629
Sigma 0.2656 ± 2.1066
2
1.8
1.6
1.4
1.2
1
0.8
0.6
0.4
0.2
0
−8
−6
−4
−2
0
2
4
6
8

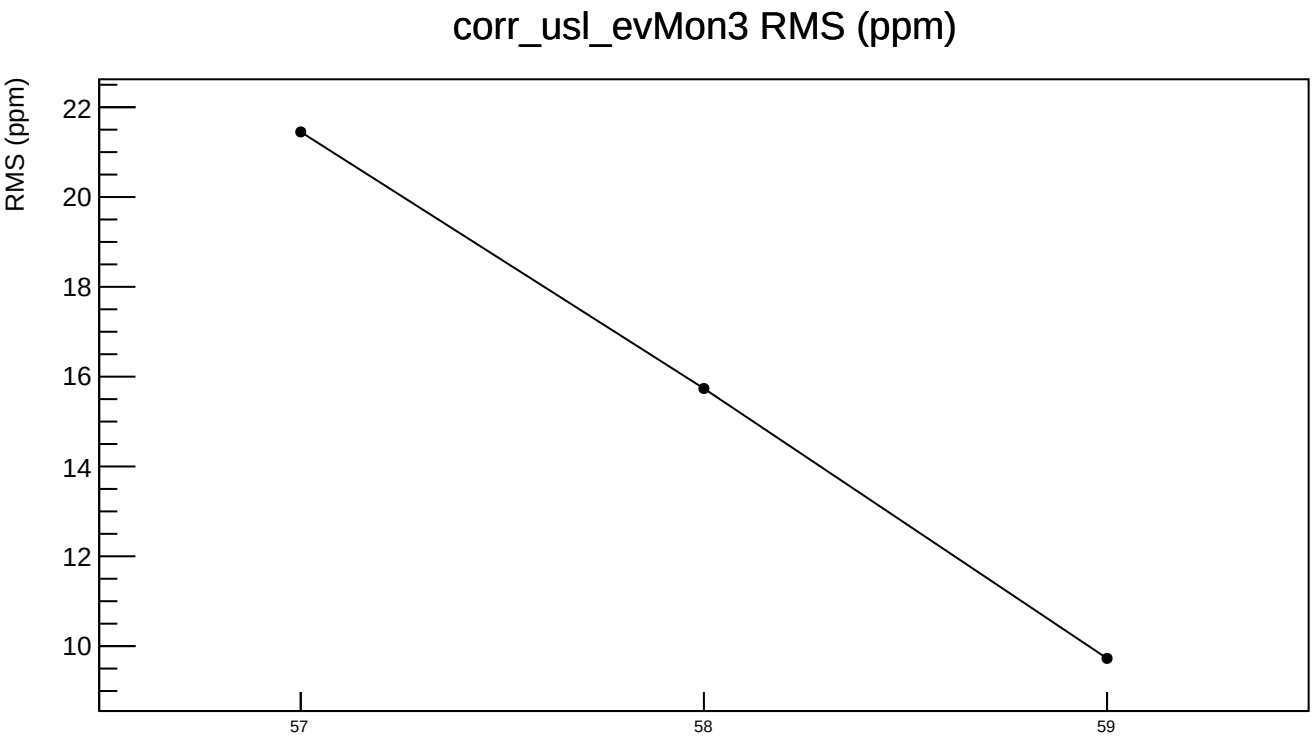
corr_usl_evMon3 RMS (ppm)
RMS (ppm)
22
20
18
16
14
12
10
57
58
59

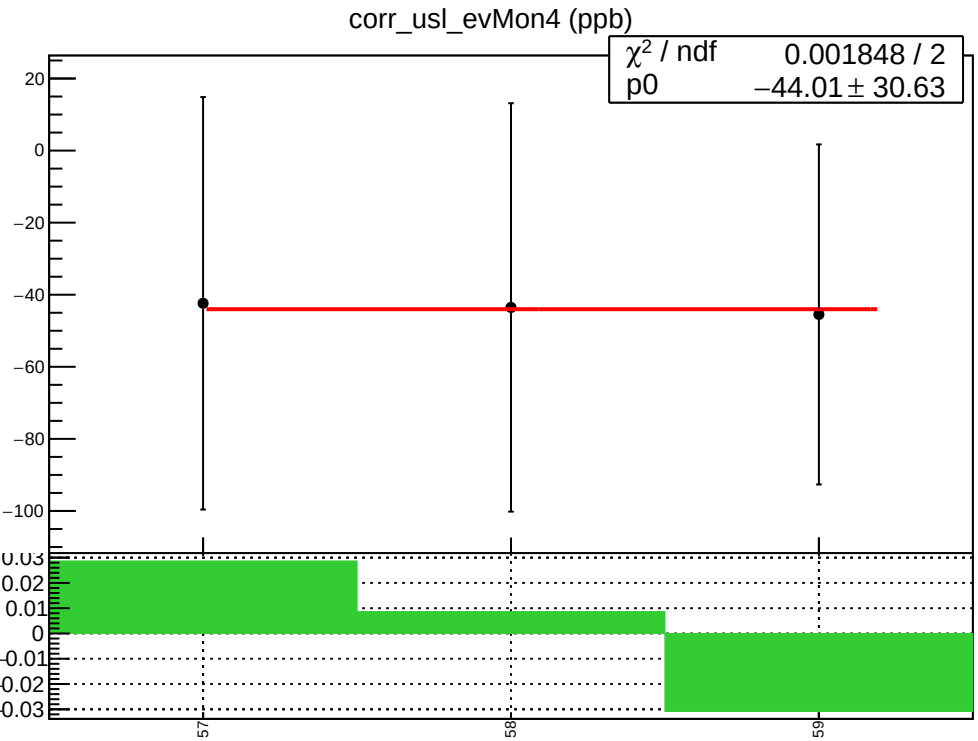
corr_usl_evMon4 (ppb)
χ² / ndf 0.001848 / 2
p0 −44.01 ± 30.63
20
0
−20
−40
−60
−80
−100
0.03
0.02
0.01
0
−0.01
−0.02
−0.03
57
58
59

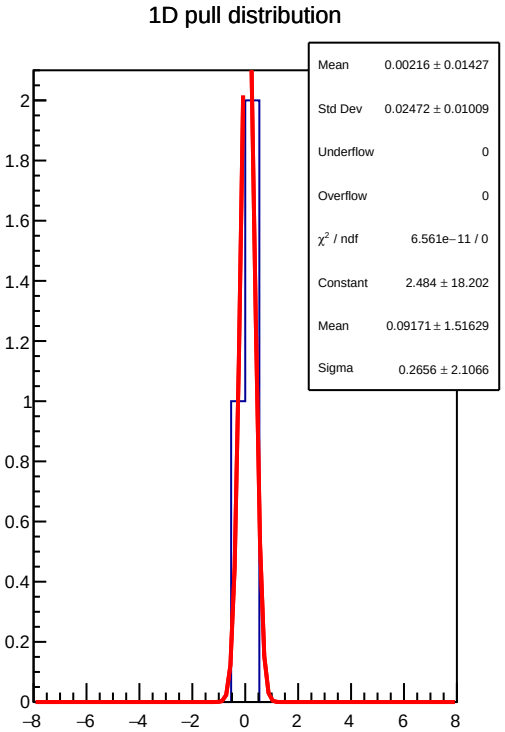
1D pull distribution
Mean 0.00216 ± 0.01427
Std Dev 0.02472 ± 0.01009
Underflow 0
Overflow 0
χ² / ndf 6.561e−11 / 0
Constant 2.484 ± 18.202
Mean 0.09171 ± 1.51629
Sigma 0.2656 ± 2.1066
2
1.8
1.6
1.4
1.2
1
0.8
0.6
0.4
0.2
0
−8
−6
−4
−2
0
2
4
6
8

corr_usl_evMon4 RMS (ppm)

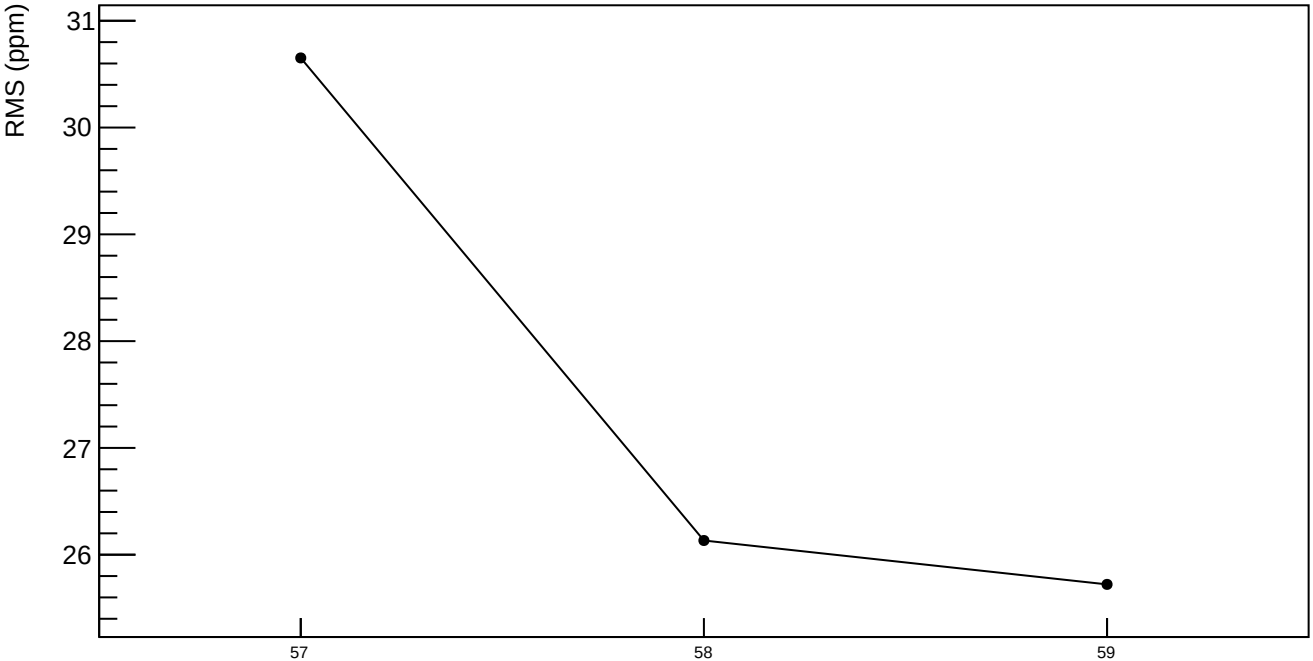

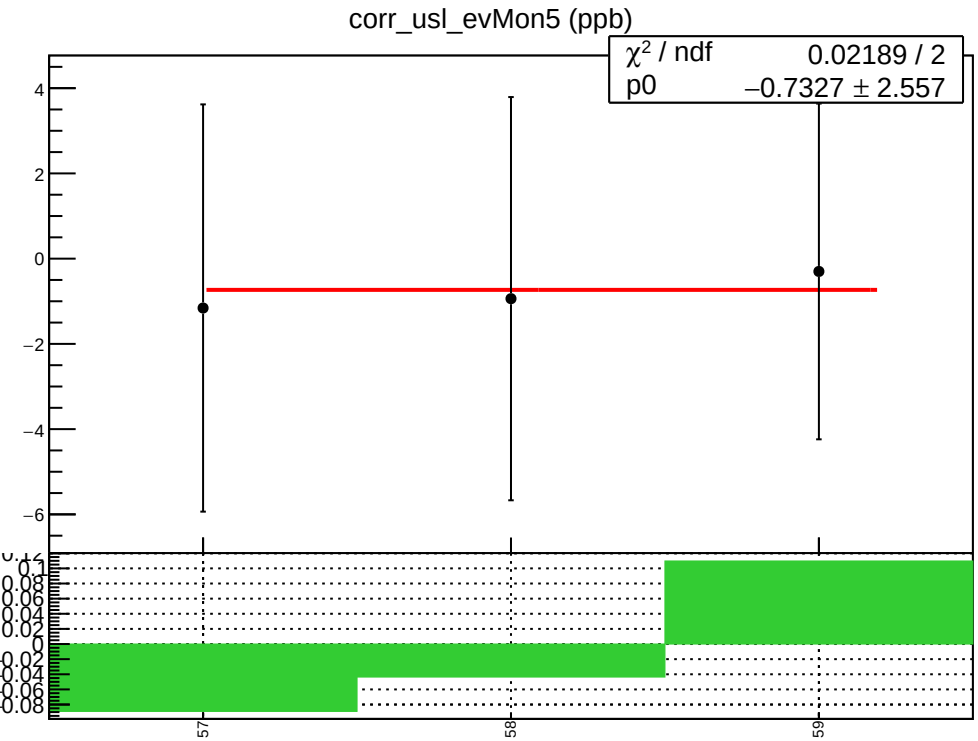
corr_usl_evMon5 (ppb)
χ² / ndf 0.02189 / 2
p0 −0.7327 ± 2.557
4
2
0
−2
−4
−6
0.12
0.1
0.08
0.06
0.04
0.02
0
0.02
0.04
0.06
0.08
57
58
59

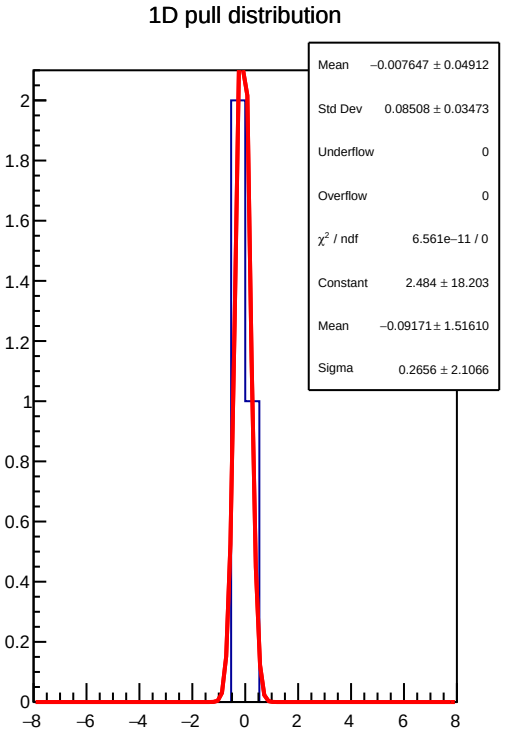
1D pull distribution
Mean −0.007647 ± 0.04912
Std Dev 0.08508 ± 0.03473
Underflow 0
Overflow 0
χ² / ndf 6.561e−11 / 0
Constant 2.484 ± 18.203
Mean −0.09171 ± 1.51610
Sigma 0.2656 ± 2.1066
2
1.8
1.6
1.4
1.2
1
0.8
0.6
0.4
0.2
0
−8
−6
−4
−2
0
2
4
6
8

corr_usl_evMon5 RMS (ppm)

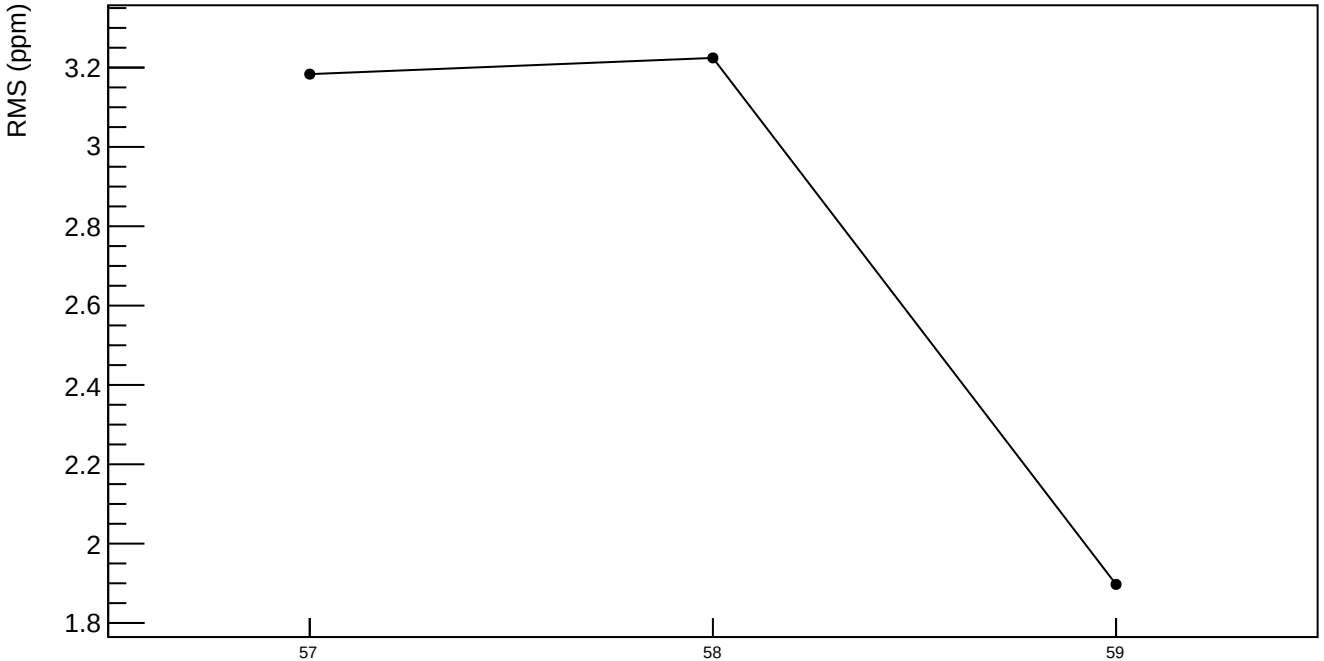

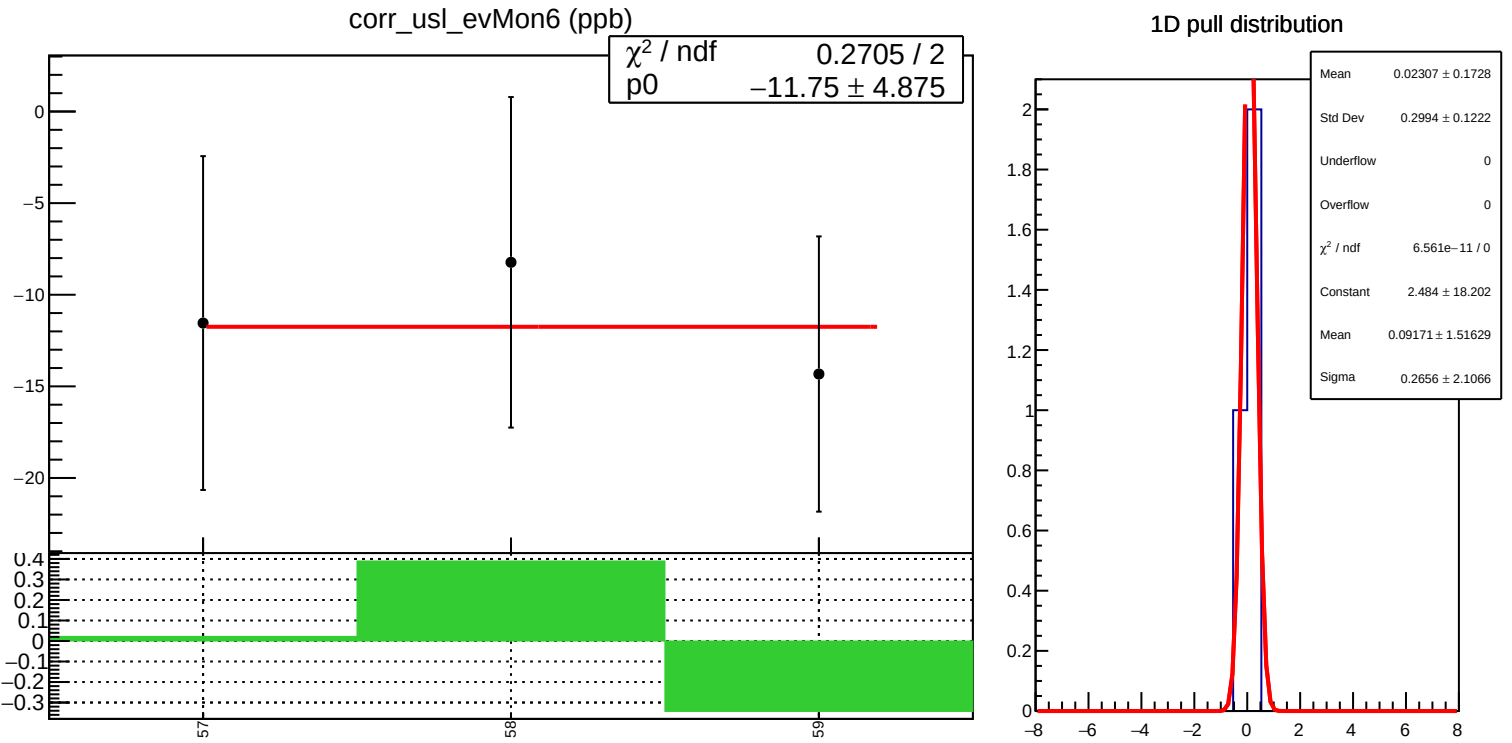
corr_usl_evMon6 (ppb)
χ² / ndf 0.2705 / 2
p0 −11.75 ± 4.875
0
−5
−10
−15
−20
0.4
0.3
0.2
0.1
0
−0.1
−0.2
−0.3
57
58
59
1D pull distribution
Mean 0.02307 ± 0.1728
Std Dev 0.2994 ± 0.1222
Underflow 0
Overflow 0
χ² / ndf 6.561e−11 / 0
Constant 2.484 ± 18.202
Mean 0.09171 ± 1.51629
Sigma 0.2656 ± 2.1066
2
1.8
1.6
1.4
1.2
1
0.8
0.6
0.4
0.2
0
−8
−6
−4
−2
0
2
4
6
8

corr_usl_evMon6 RMS (ppm)

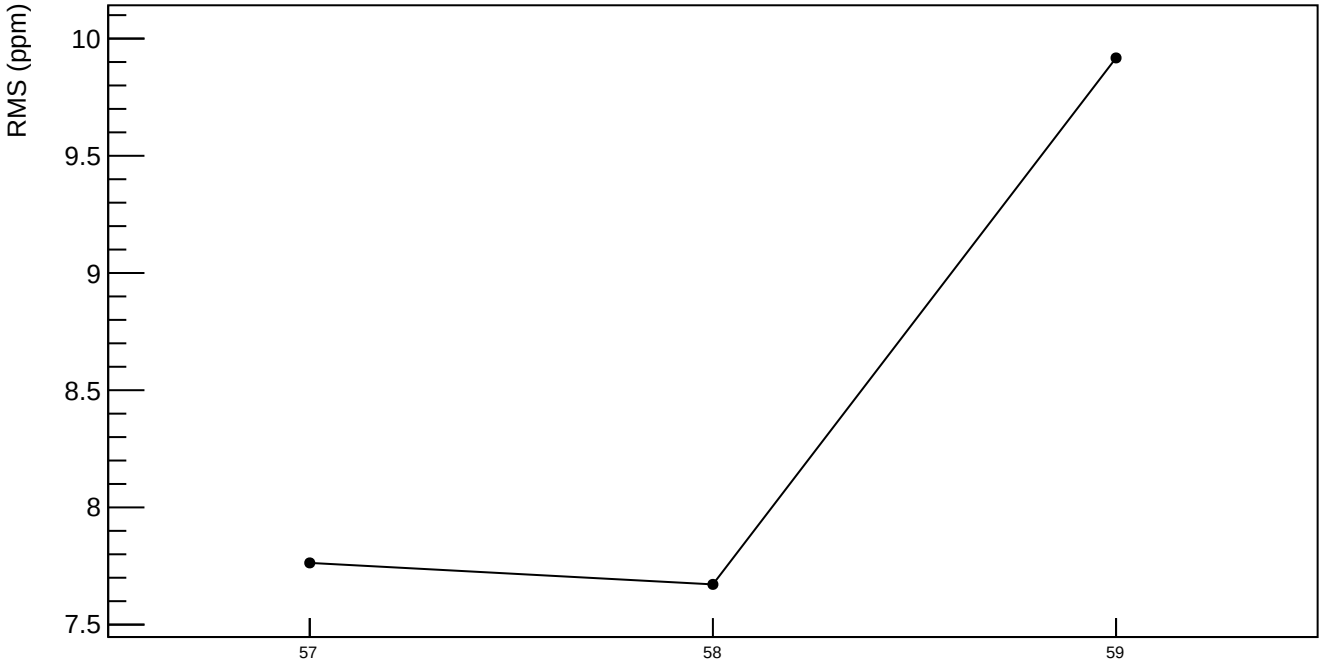

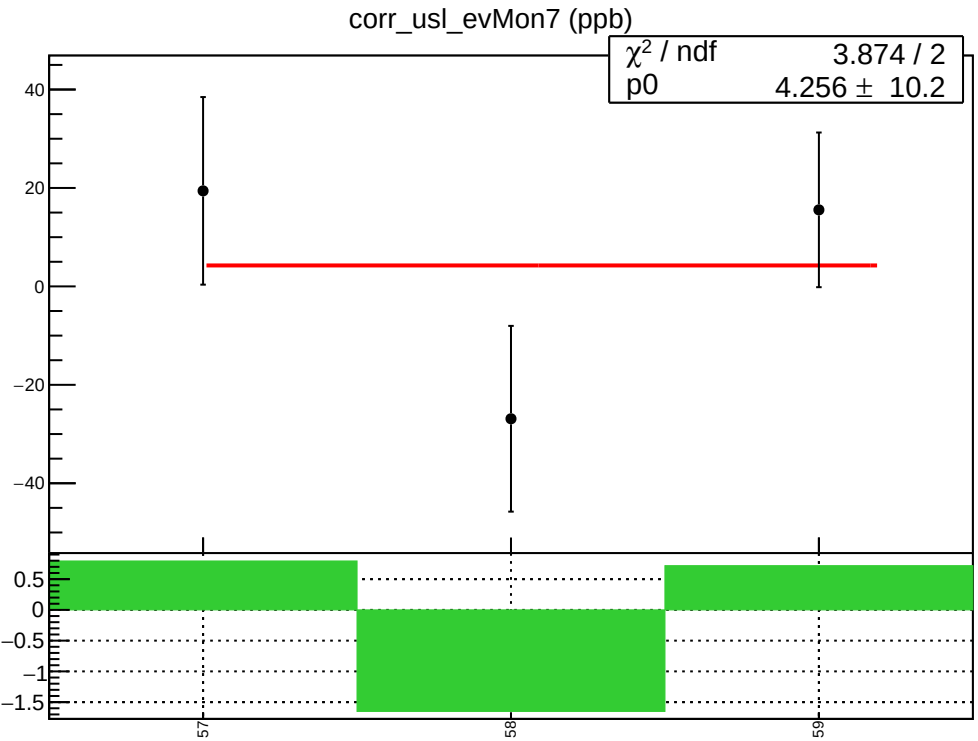
corr_usl_evMon7 (ppb)
χ² / ndf 3.874 / 2
p0 4.256 ± 10.2
40
20
0
−20
−40
0.5
0
−0.5
−1
−1.5
57
58
59

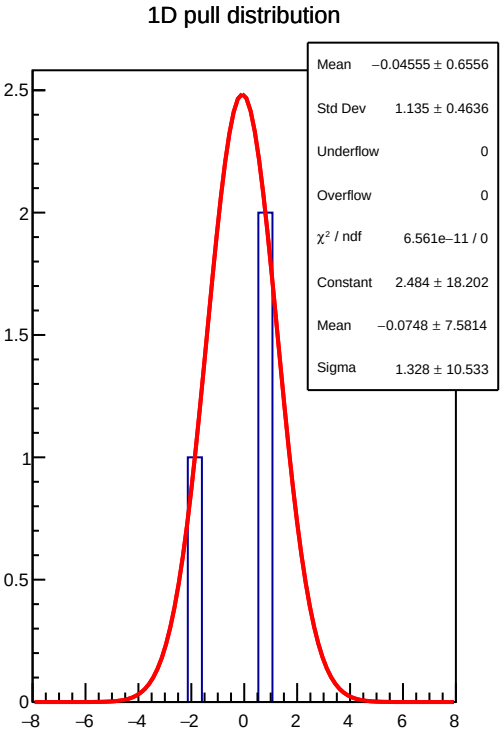
1D pull distribution
Mean −0.04555 ± 0.6556
Std Dev 1.135 ± 0.4636
Underflow 0
Overflow 0
χ² / ndf 6.561e−11 / 0
Constant 2.484 ± 18.202
Mean −0.0748 ± 7.5814
Sigma 1.328 ± 10.533
2.5
2
1.5
1
0.5
0
−8
−6
−4
−2
0
2
4
6
8

corr_usl_evMon7 RMS (ppm)

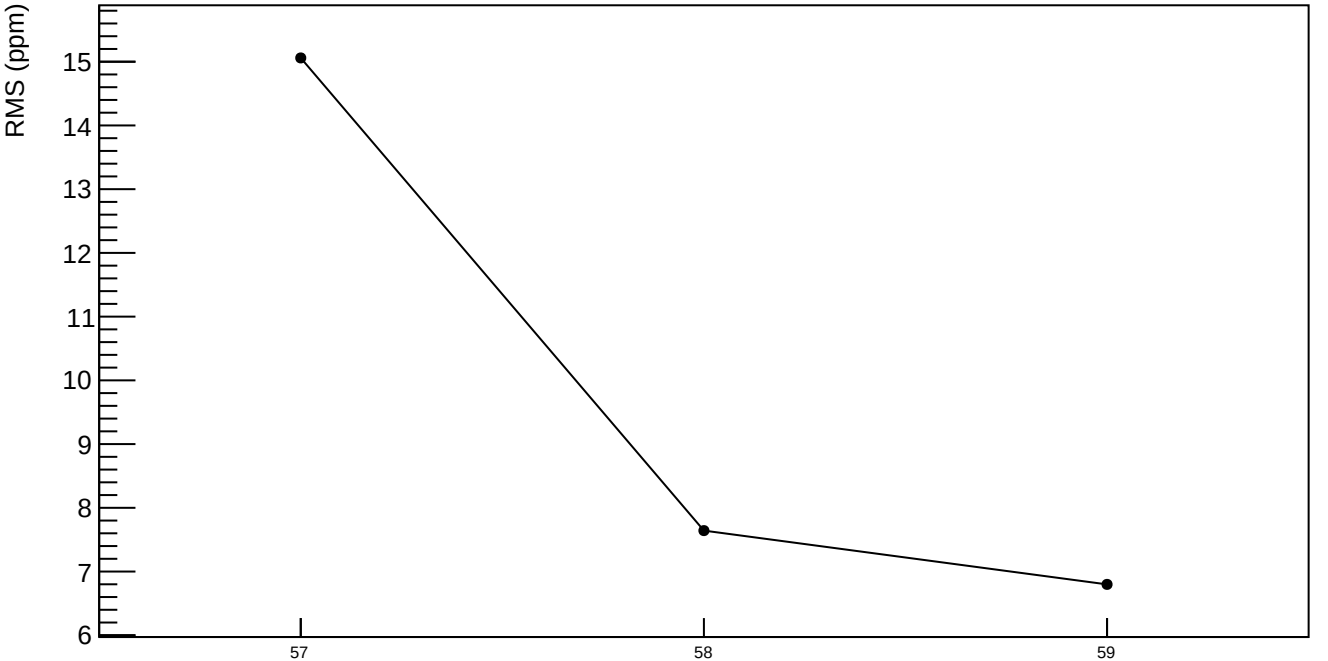

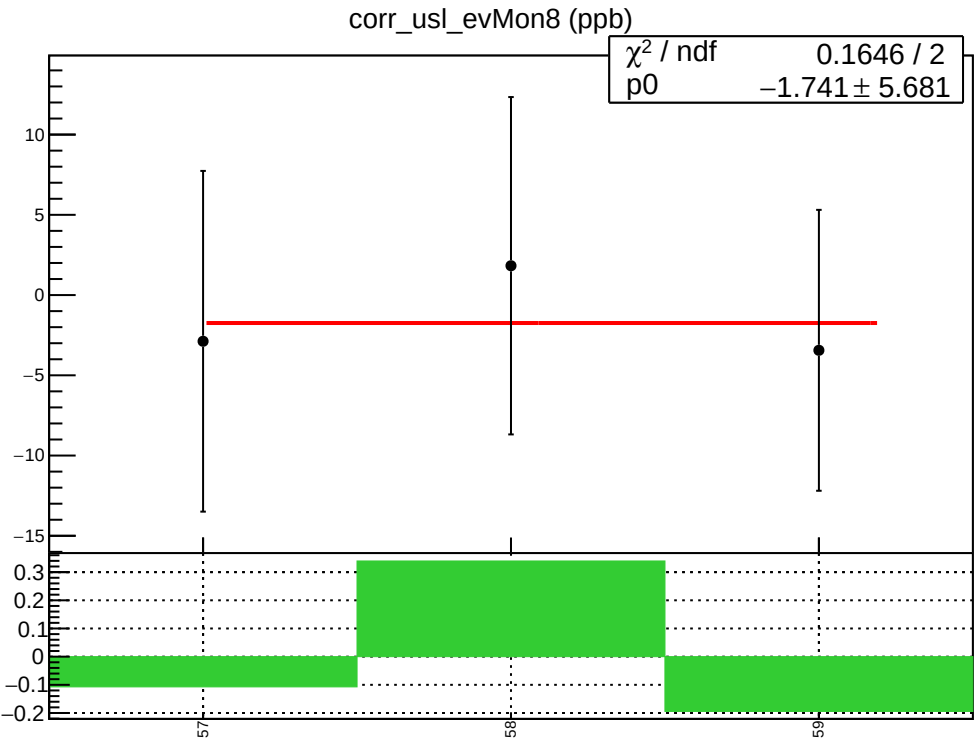
corr_usl_evMon8 (ppb)
χ^2 / ndf 0.1646 / 2
p0 −1.741 ± 5.681
10
5
0
−5
−10
−15
0.3
0.2
0.1
0
−0.1
−0.2
57
58
59

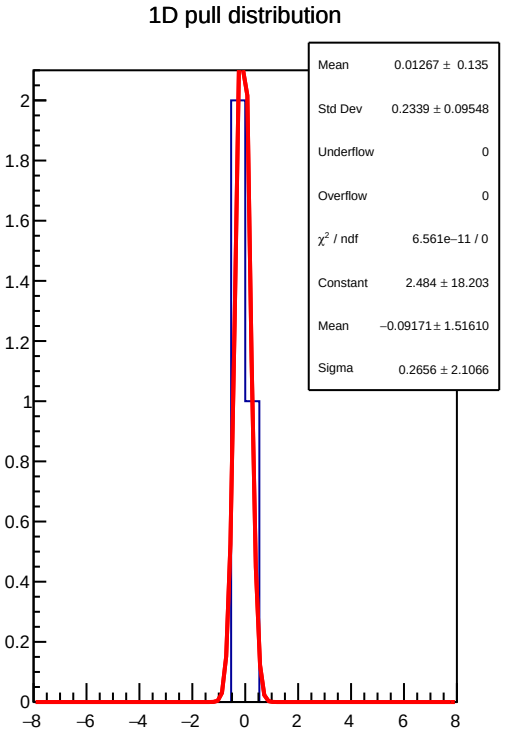
1D pull distribution
Mean 0.01267 ± 0.135
Std Dev 0.2339 ± 0.09548
Underflow 0
Overflow 0
χ^2 / ndf 6.561e−11 / 0
Constant 2.484 ± 18.203
Mean −0.09171 ± 1.51610
Sigma 0.2656 ± 2.1066
2
1.8
1.6
1.4
1.2
1
0.8
0.6
0.4
0.2
0
−8
−6
−4
−2
0
2
4
6
8

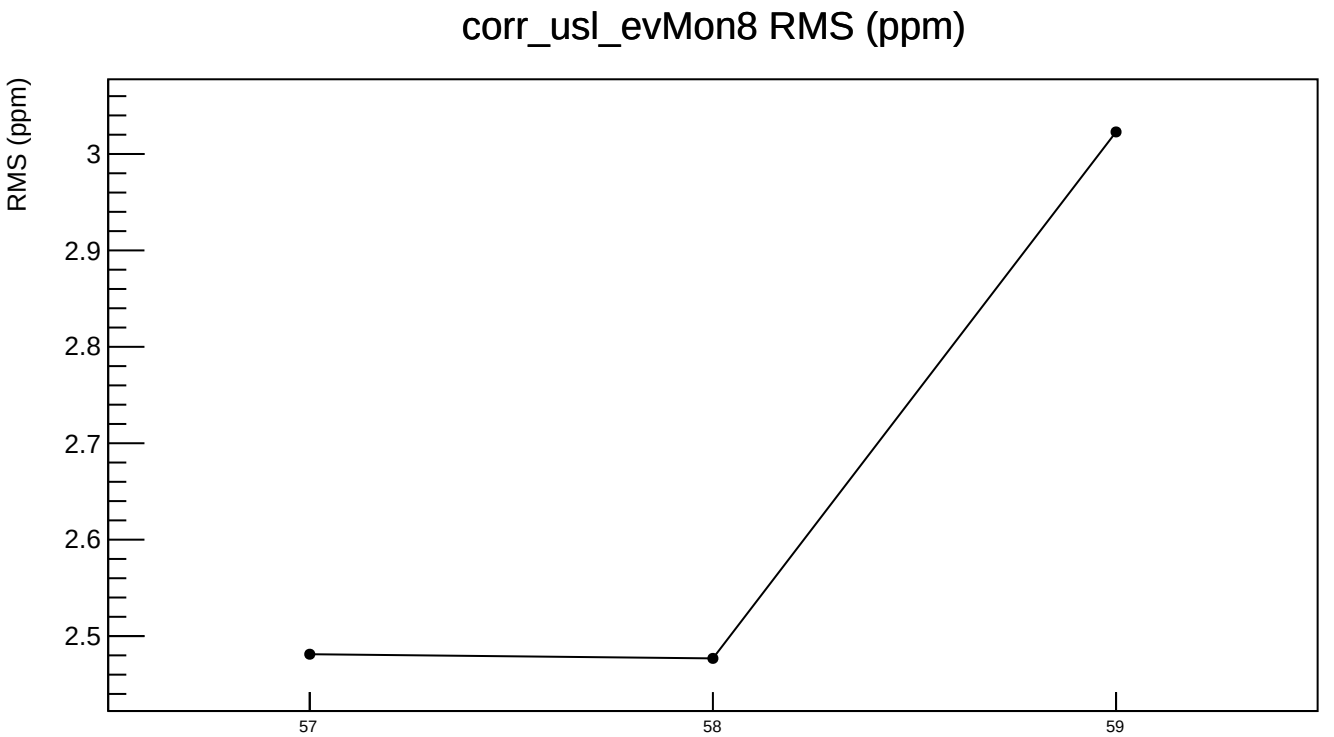
corr_usl_evMon8 RMS (ppm)
RMS (ppm)
3
2.9
2.8
2.7
2.6
2.5
57
58
59

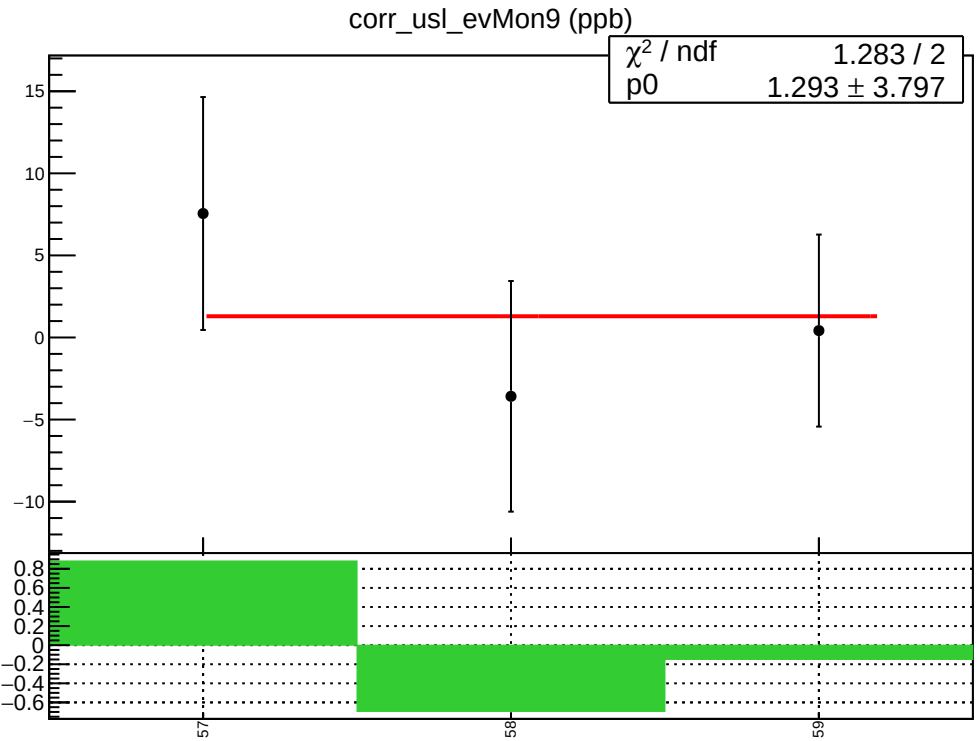
corr_usl_evMon9 (ppb)
χ² / ndf 1.283 / 2
p0 1.293 ± 3.797
15
10
5
0
−5
−10
0.8
0.6
0.4
0.2
0
−0.2
−0.4
−0.6
57
58
59

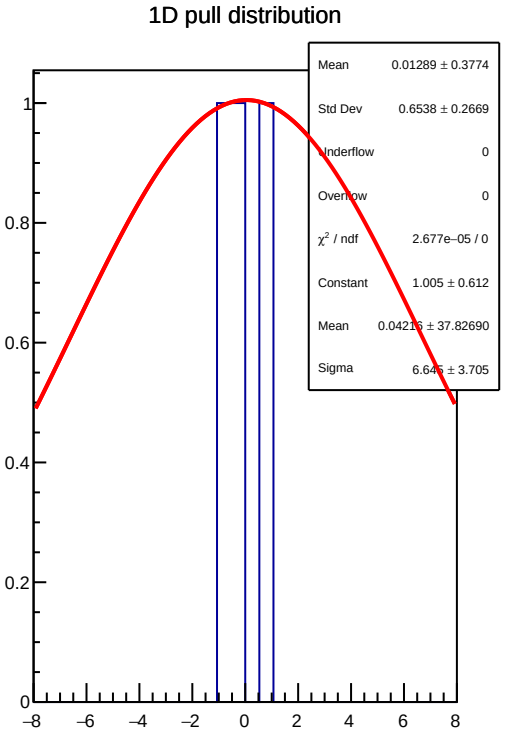
1D pull distribution
Mean 0.01289 ± 0.3774
Std Dev 0.6538 ± 0.2669
Underflow 0
Overflow 0
χ² / ndf 2.677e−05 / 0
Constant 1.005 ± 0.612
Mean 0.04216 ± 37.82690
Sigma 6.645 ± 3.705
1
0.8
0.6
0.4
0.2
0
−8
−6
−4
−2
0
2
4
6
8

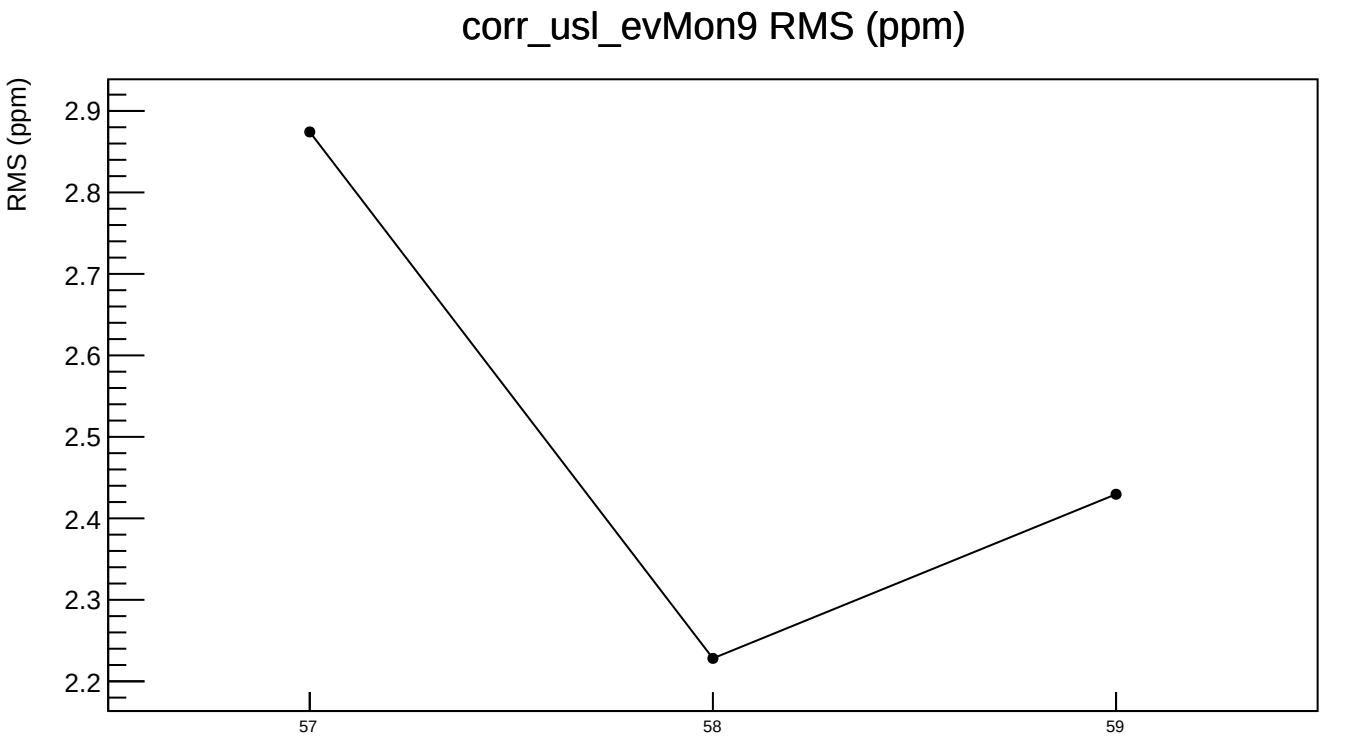
corr_usl_evMon9 RMS (ppm)
RMS (ppm)
2.9
2.8
2.7
2.6
2.5
2.4
2.3
2.2
57
58
59

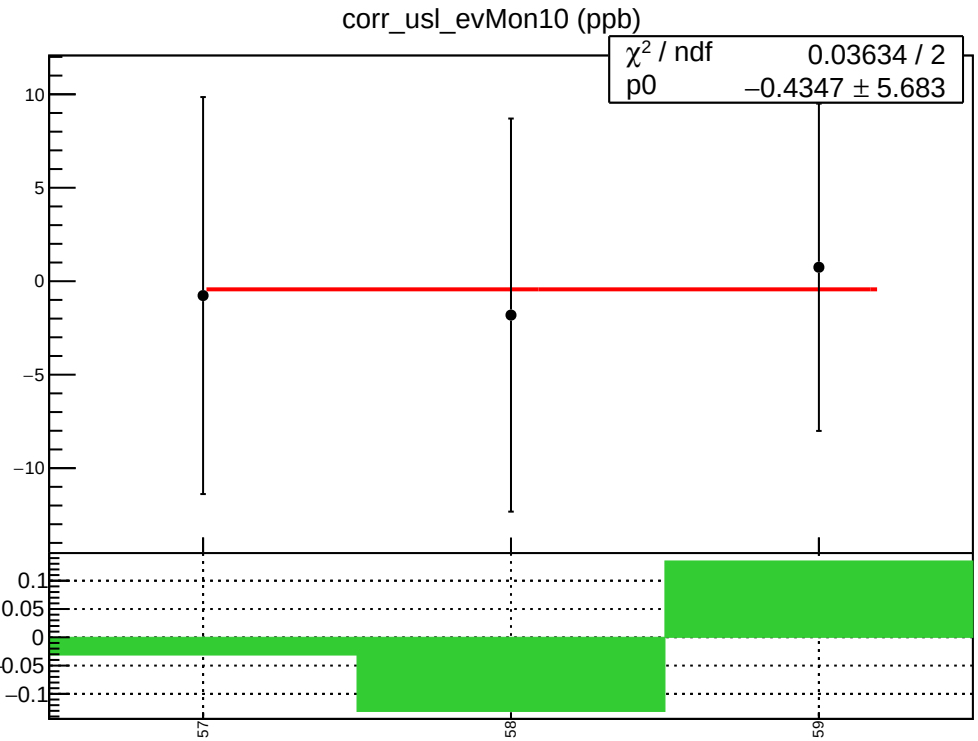
corr_usl_evMon10 (ppb)
χ² / ndf 0.03634 / 2
p0 −0.4347 ± 5.683
10
5
0
−5
−10
0.1
0.05
0
−0.05
−0.1
57
58
59

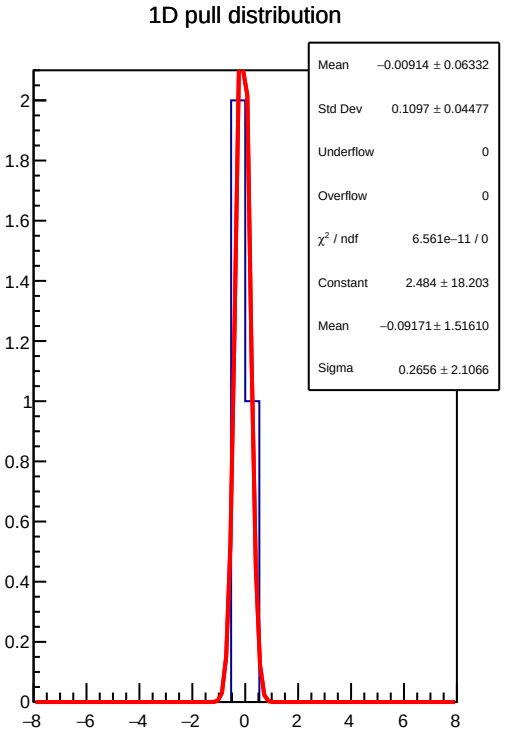
1D pull distribution
Mean −0.00914 ± 0.06332
Std Dev 0.1097 ± 0.04477
Underflow 0
Overflow 0
χ² / ndf 6.561e−11 / 0
Constant 2.484 ± 18.203
Mean −0.09171 ± 1.51610
Sigma 0.2656 ± 2.1066
2
1.8
1.6
1.4
1.2
1
0.8
0.6
0.4
0.2
0
−8
−6
−4
−2
0
2
4
6
8

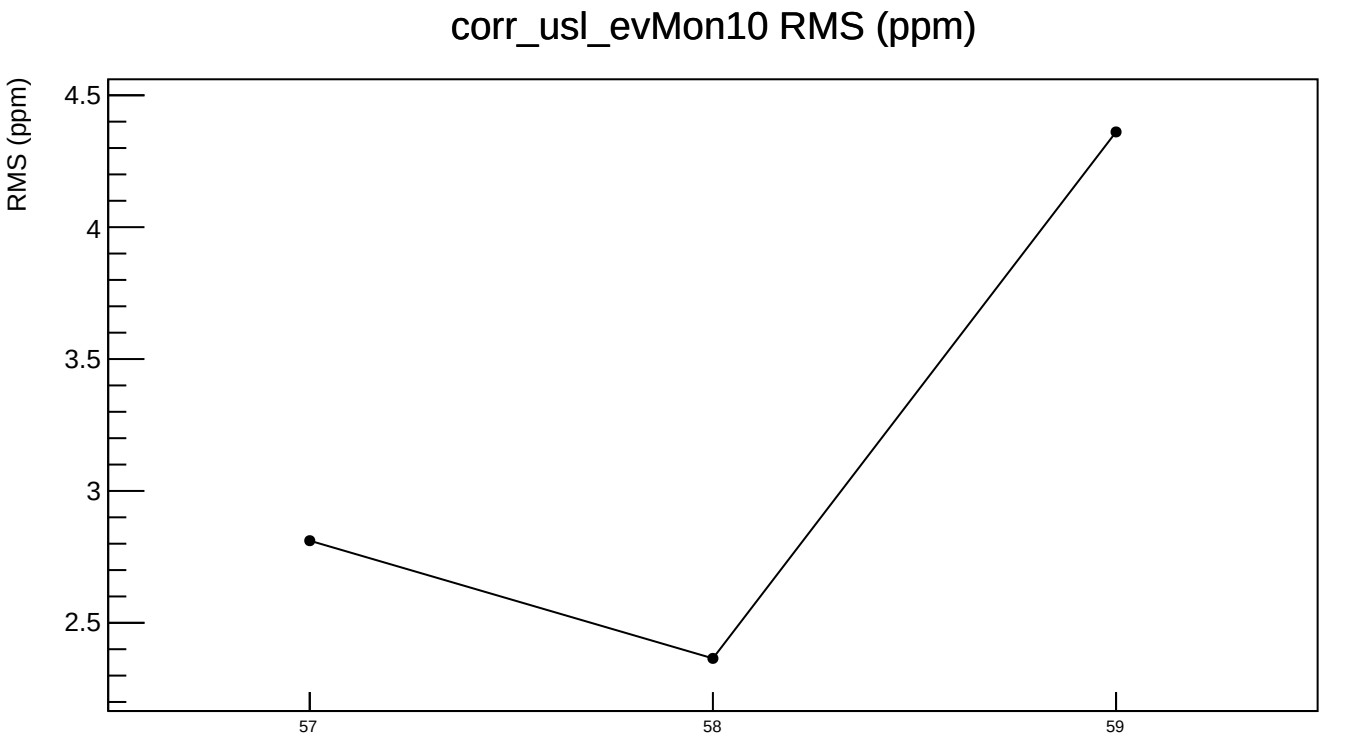
corr_usl_evMon10 RMS (ppm)
RMS (ppm)
4.5
4
3.5
3
2.5
57
58
59

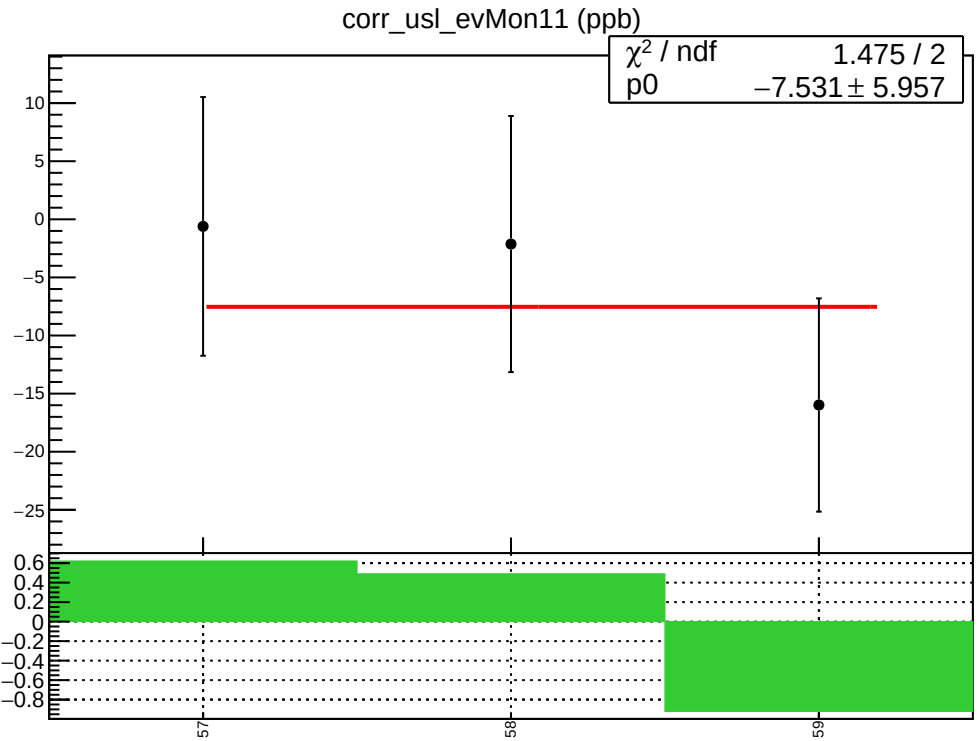
corr_usl_evMon11 (ppb)
χ² / ndf 1.475 / 2
p0 −7.531 ± 5.957
10
5
0
−5
−10
−15
−20
−25
0.6
0.4
0.2
0
−0.2
−0.4
−0.6
−0.8
57
58
59

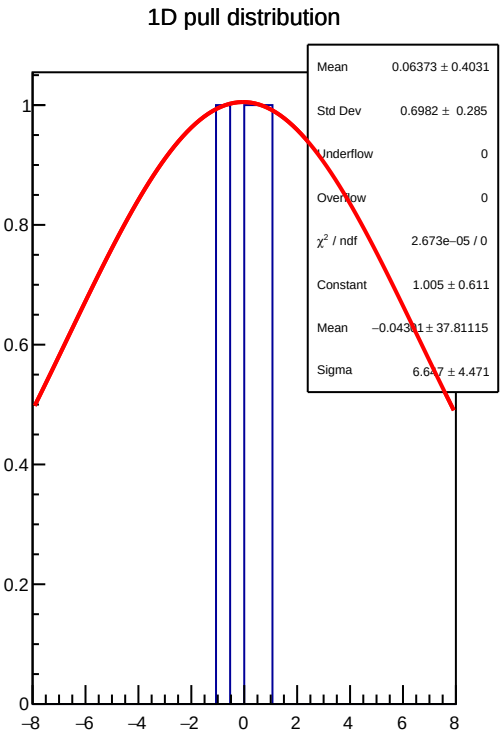
1D pull distribution
Mean 0.06373 ± 0.4031
Std Dev 0.6982 ± 0.285
Underflow 0
Overflow 0
χ² / ndf 2.673e−05 / 0
Constant 1.005 ± 0.611
Mean −0.04301 ± 37.81115
Sigma 6.647 ± 4.471
1
0.8
0.6
0.4
0.2
0
−8
−6
−4
−2
0
2
4
6
8

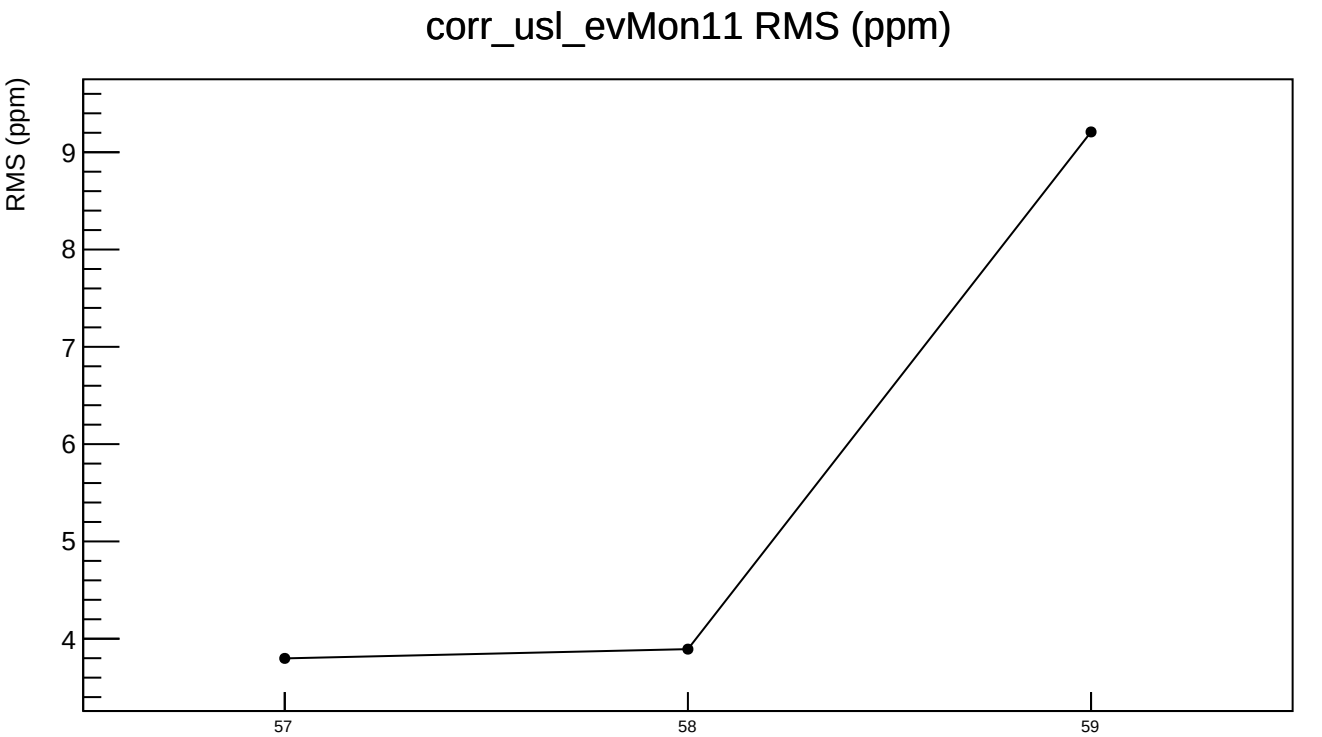
corr_usl_evMon11 RMS (ppm)
RMS (ppm)
9
8
7
6
5
4
57
58
59

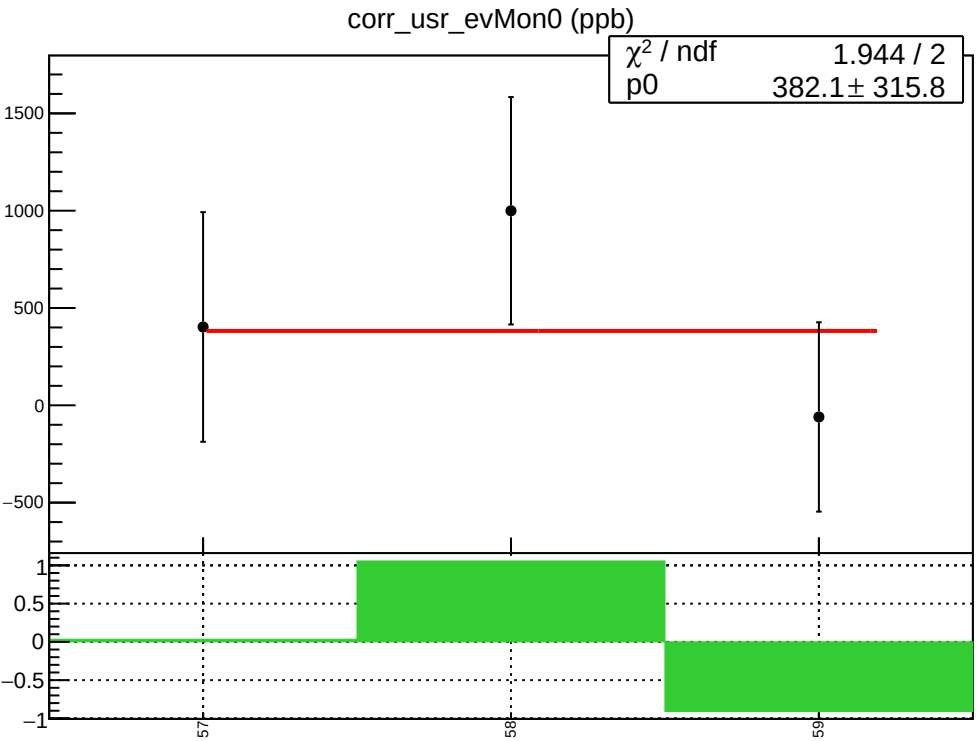
corr_usr_evMon0 (ppb)
χ² / ndf 1.944 / 2
p0 382.1 ± 315.8
1500
1000
500
0
−500
1
0.5
0
−0.5
−1
57
58
59

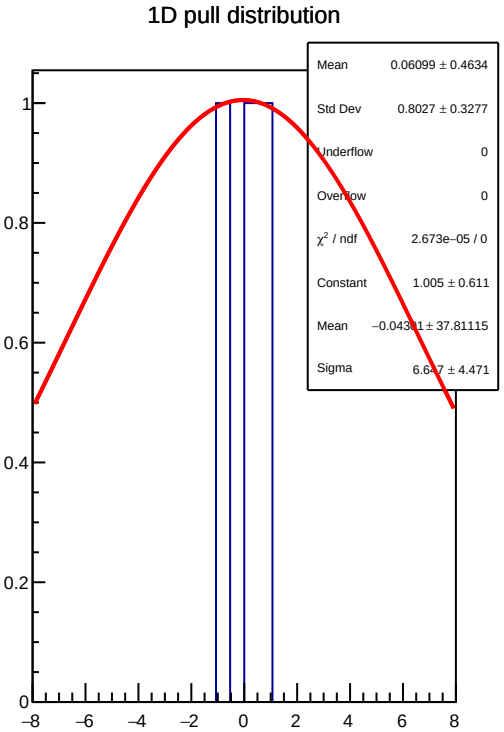
1D pull distribution
Mean 0.06099 ± 0.4634
Std Dev 0.8027 ± 0.3277
Underflow 0
Overflow 0
χ² / ndf 2.673e−05 / 0
Constant 1.005 ± 0.611
Mean −0.0431 ± 37.81115
Sigma 6.67 ± 4.471
1
0.8
0.6
0.4
0.2
0
−8
−6
−4
−2
0
2
4
6
8

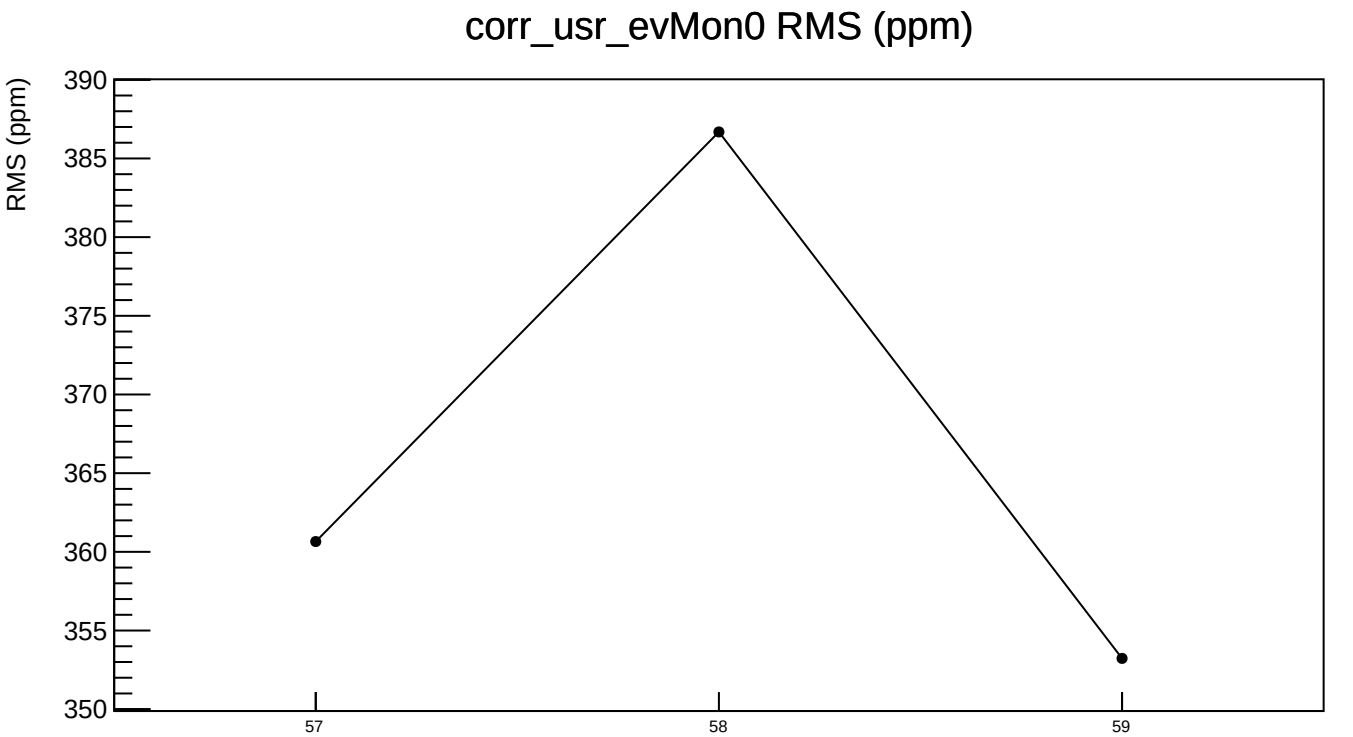
corr_usr_evMon0 RMS (ppm)
RMS (ppm)
390
385
380
375
370
365
360
355
350
57
58
59

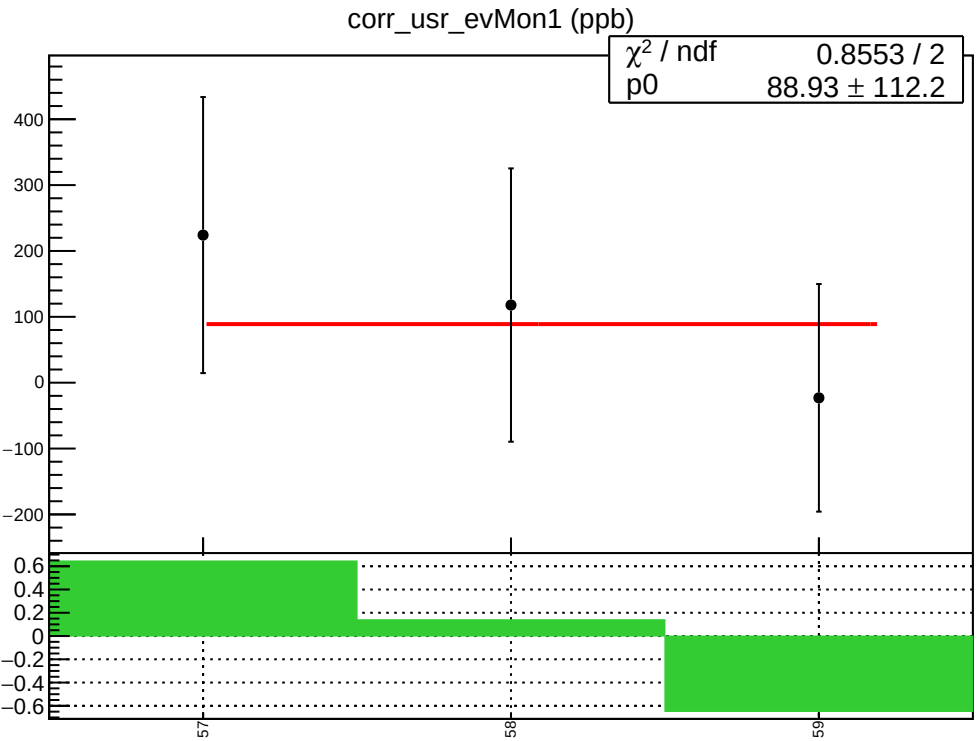
corr_usr_evMon1 (ppb)
χ² / ndf 0.8553 / 2
p0 88.93 ± 112.2
400
300
200
100
0
−100
−200
0.6
0.4
0.2
0
−0.2
−0.4
−0.6
57
58
59

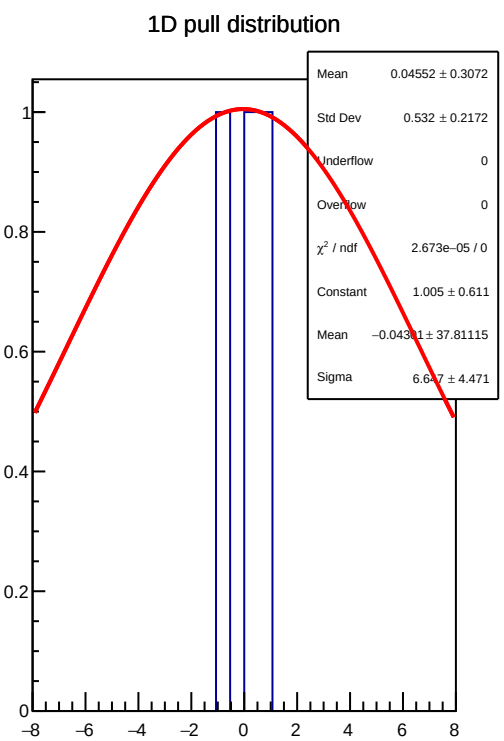
1D pull distribution
Mean 0.04552 ± 0.3072
Std Dev 0.532 ± 0.2172
Underflow 0
Overflow 0
χ² / ndf 2.673e−05 / 0
Constant 1.005 ± 0.611
Mean −0.0431 ± 37.81115
Sigma 6.67 ± 4.471
1
0.8
0.6
0.4
0.2
0
−8
−6
−4
−2
0
2
4
6
8

corr_usr_evMon1 RMS (ppm)

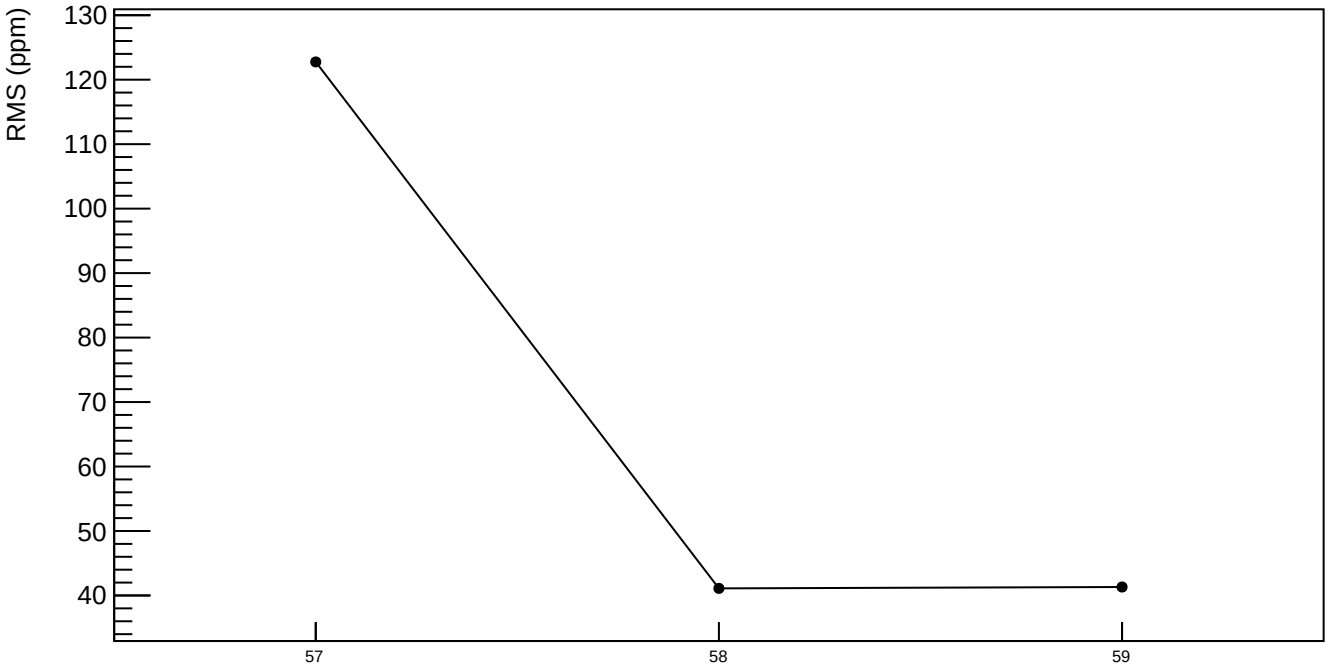

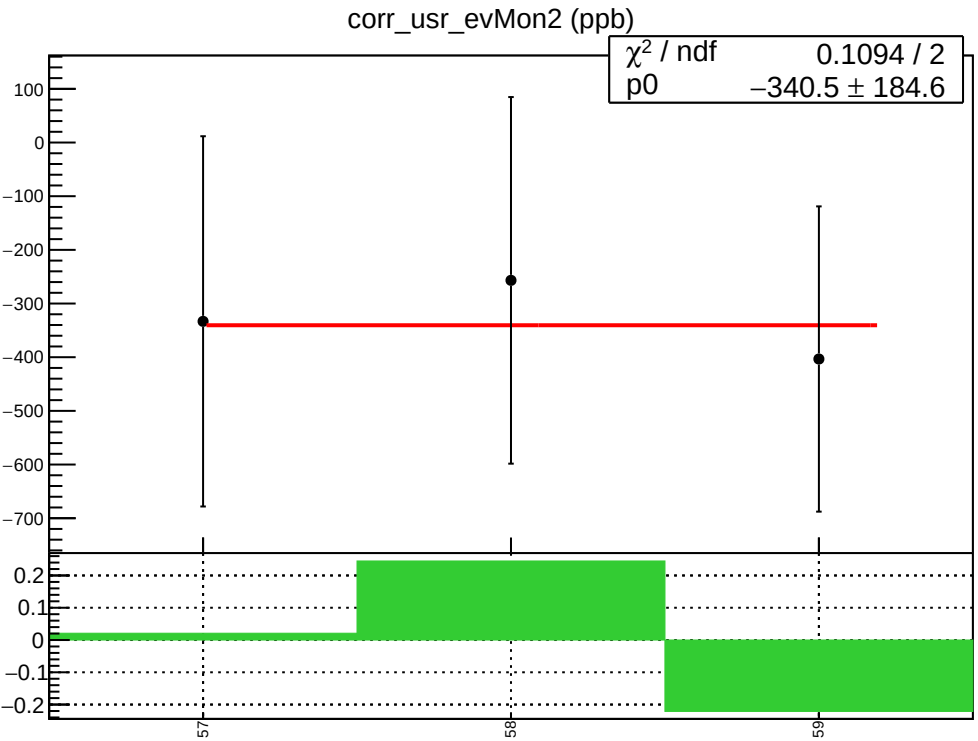
corr_usr_evMon2 (ppb)
χ² / ndf 0.1094 / 2
p0 −340.5 ± 184.6
100
0
−100
−200
−300
−400
−500
−600
−700
0.2
0.1
0
−0.1
−0.2
57
58
59

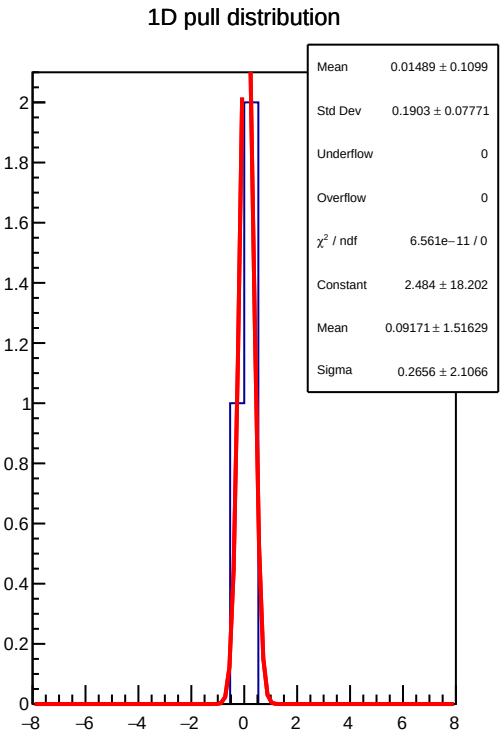
1D pull distribution
Mean 0.01489 ± 0.1099
Std Dev 0.1903 ± 0.07771
Underflow 0
Overflow 0
χ² / ndf 6.561e−11 / 0
Constant 2.484 ± 18.202
Mean 0.09171 ± 1.51629
Sigma 0.2656 ± 2.1066
2
1.8
1.6
1.4
1.2
1
0.8
0.6
0.4
0.2
0
−8
−6
−4
−2
0
2
4
6
8

corr_usr_evMon2 RMS (ppm)

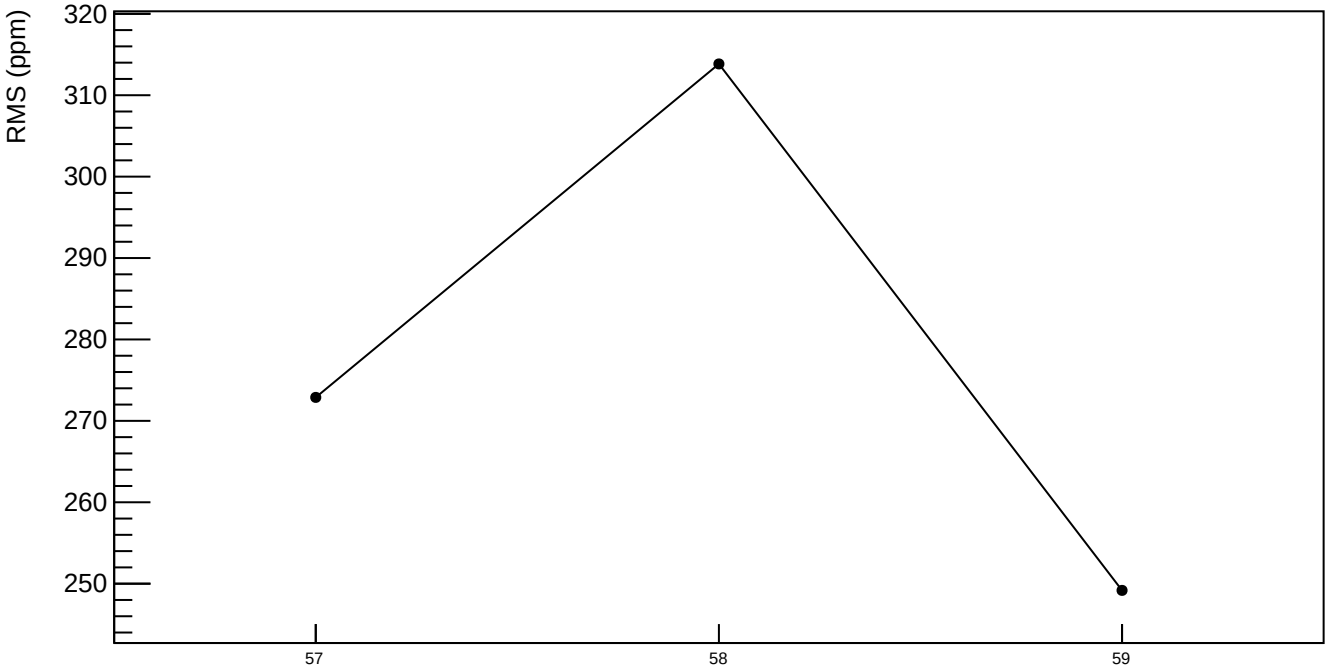

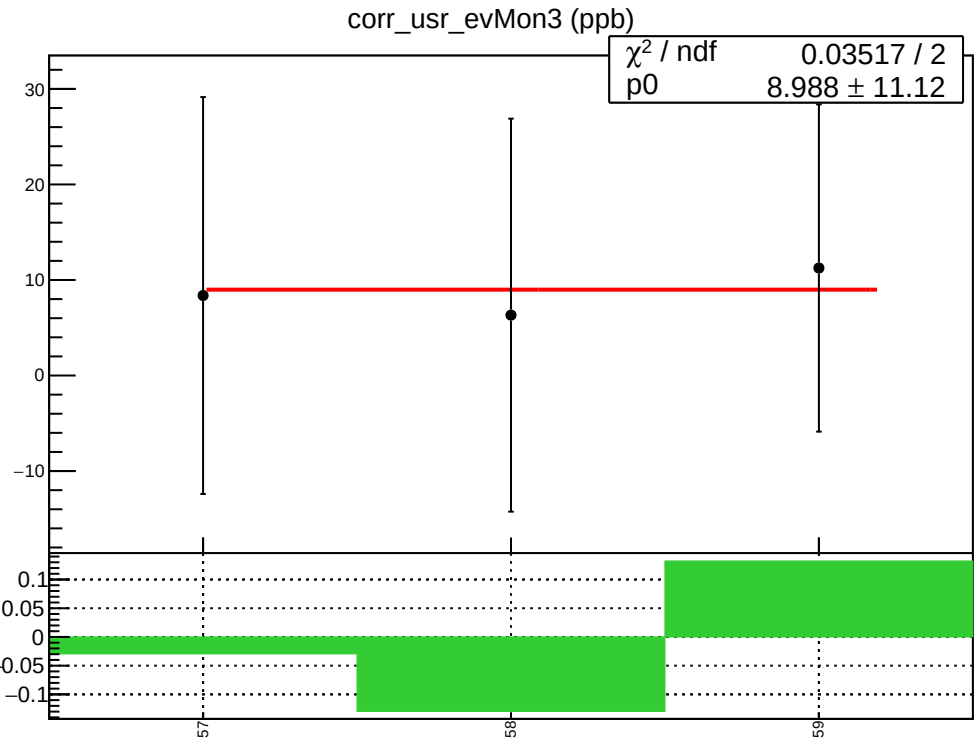
corr_usr_evMon3 (ppb)
χ² / ndf 0.03517 / 2
p0 8.988 ± 11.12
30
20
10
0
−10
0.1
0.05
0
−0.05
−0.1
57
58
59

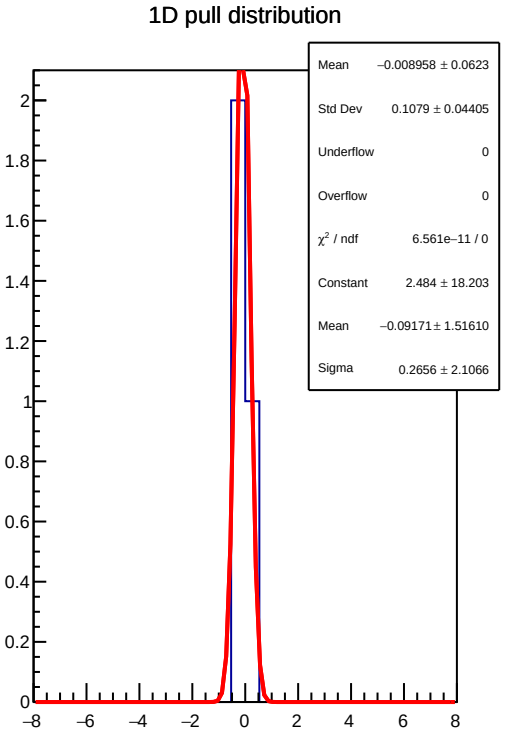
1D pull distribution
Mean −0.008958 ± 0.0623
Std Dev 0.1079 ± 0.04405
Underflow 0
Overflow 0
χ² / ndf 6.561e−11 / 0
Constant 2.484 ± 18.203
Mean −0.09171 ± 1.51610
Sigma 0.2656 ± 2.1066
2
1.8
1.6
1.4
1.2
1
0.8
0.6
0.4
0.2
0
−8
−6
−4
−2
0
2
4
6
8

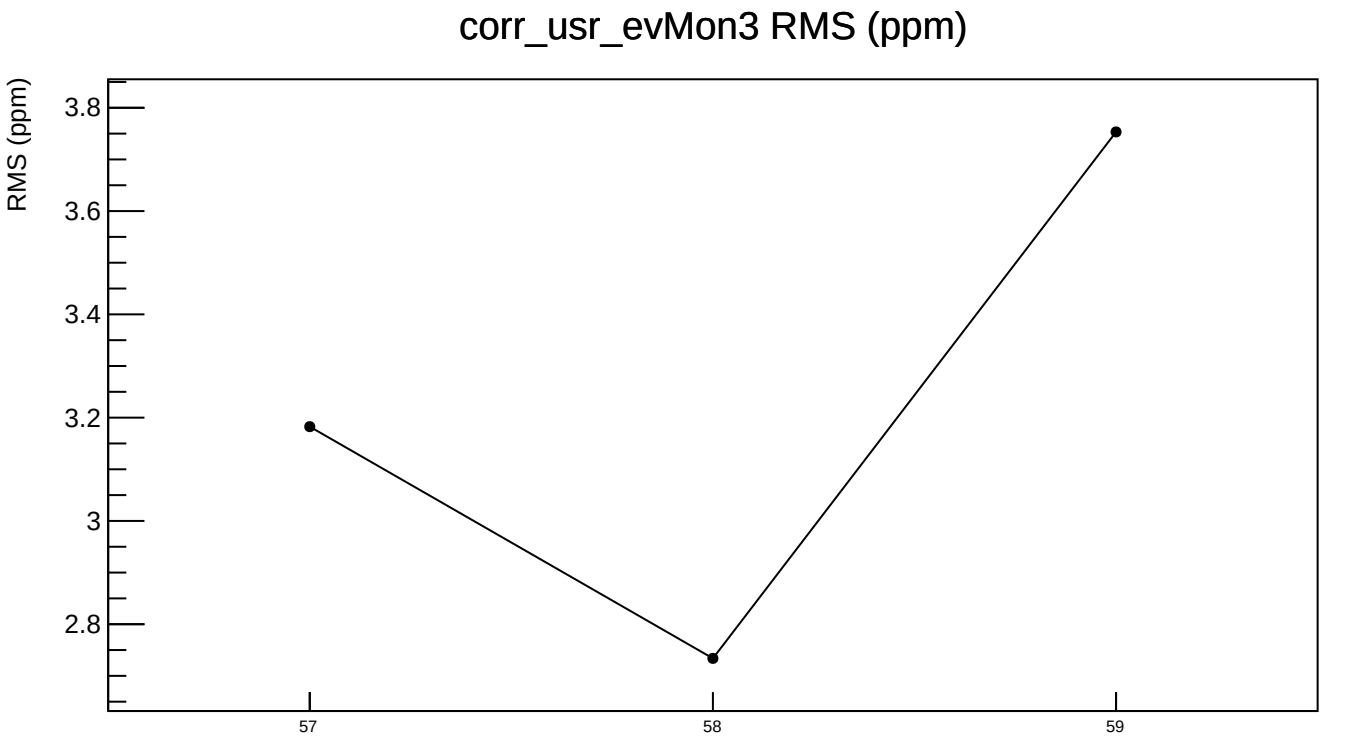
corr_usr_evMon3 RMS (ppm)
RMS (ppm)
3.8
3.6
3.4
3.2
3
2.8
57
58
59

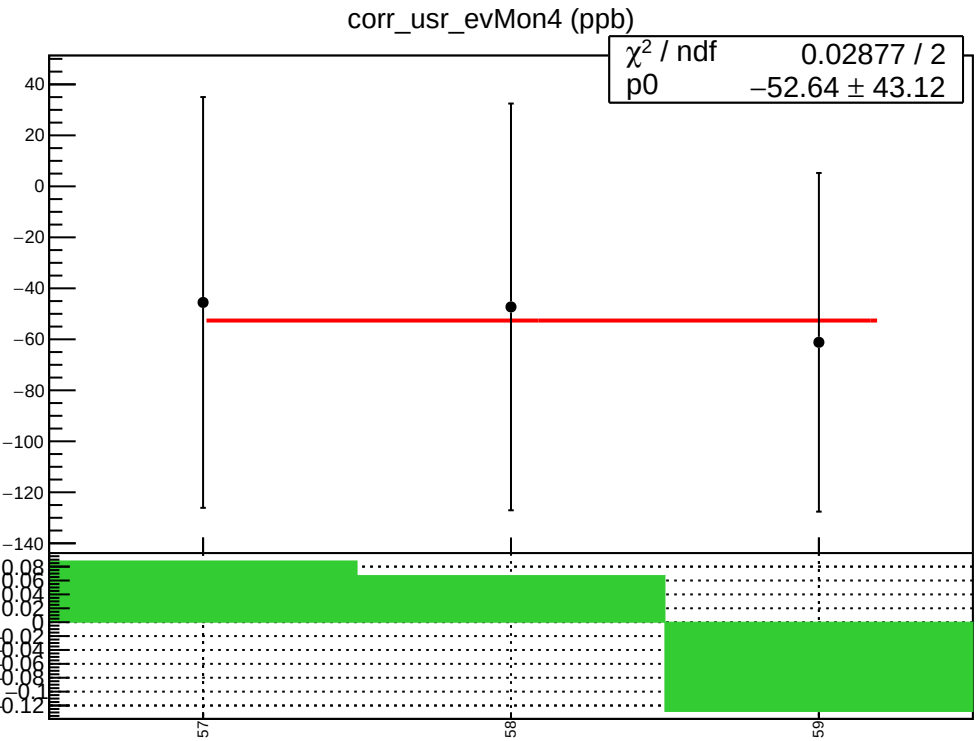
corr_usr_evMon4 (ppb)
χ^2 / ndf 0.02877 / 2
p0 −52.64 ± 43.12
40
20
0
−20
−40
−60
−80
−100
−120
−140
0.08
0.06
0.04
0.02
0
−0.02
−0.04
−0.06
−0.08
−0.1
−0.12
57
58
59

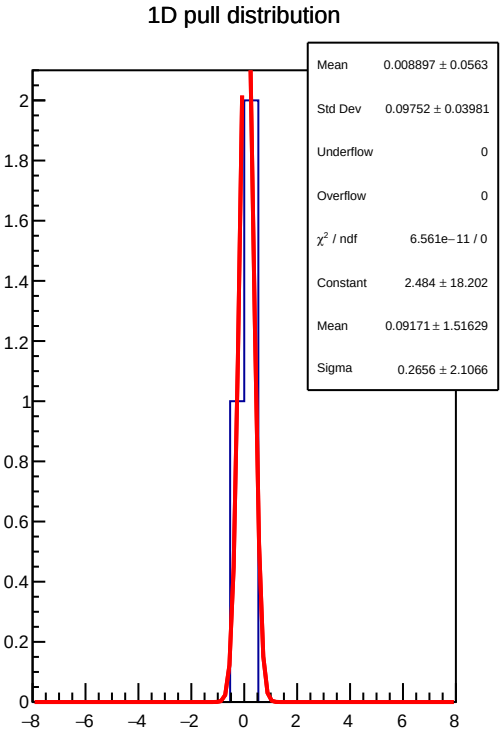
1D pull distribution
Mean 0.008897 ± 0.0563
Std Dev 0.09752 ± 0.03981
Underflow 0
Overflow 0
χ^2 / ndf 6.561e−11 / 0
Constant 2.484 ± 18.202
Mean 0.09171 ± 1.51629
Sigma 0.2656 ± 2.1066
2
1.8
1.6
1.4
1.2
1
0.8
0.6
0.4
0.2
0
−8
−6
−4
−2
0
2
4
6
8

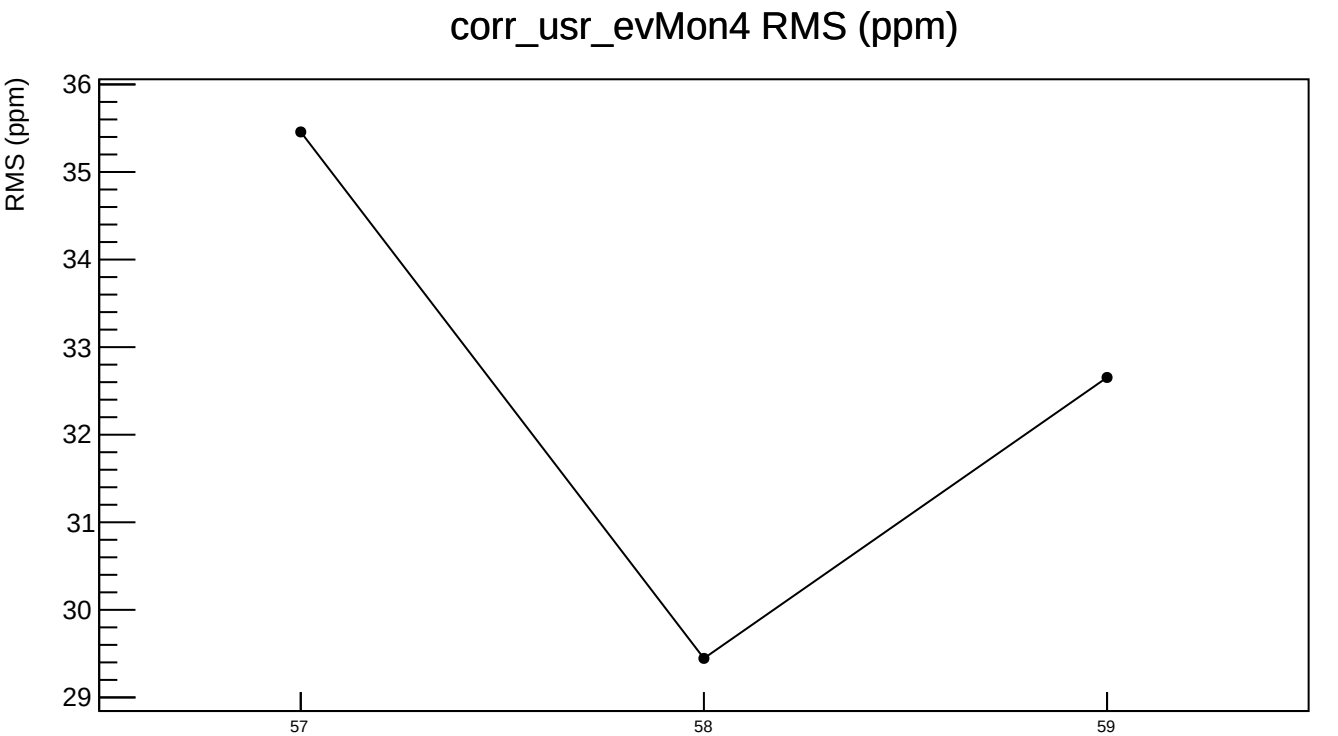
corr_usr_evMon4 RMS (ppm)
RMS (ppm)
36
35
34
33
32
31
30
29
57
58
59

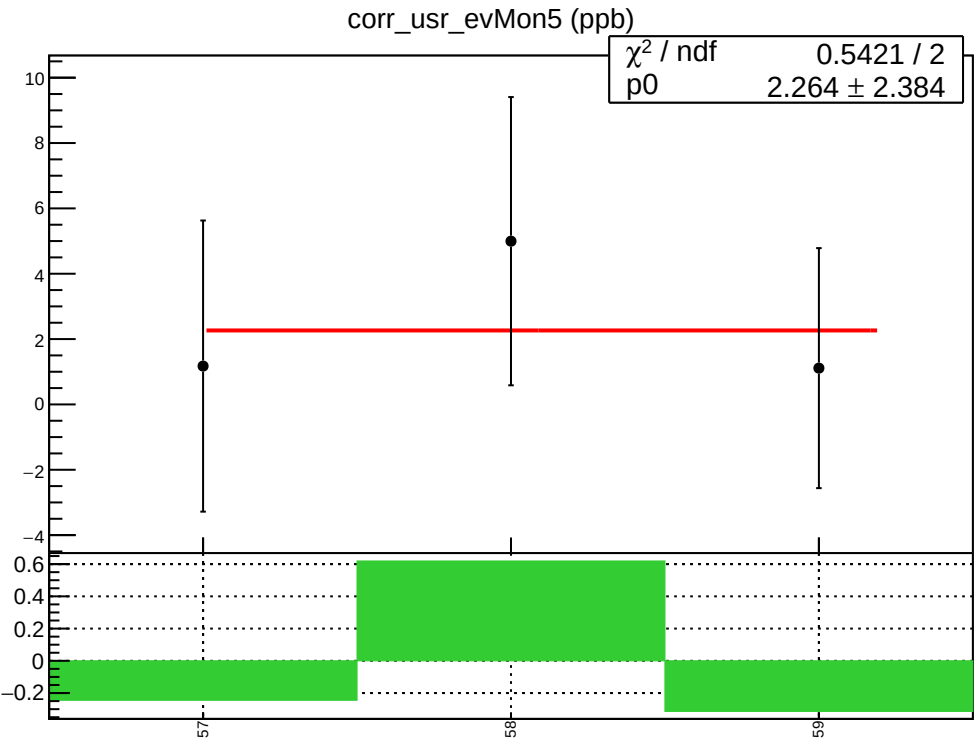
corr_usr_evMon5 (ppb)
χ² / ndf 0.5421 / 2
p0 2.264 ± 2.384
10
8
6
4
2
0
−2
−4
0.6
0.4
0.2
0
−0.2
57
58
59

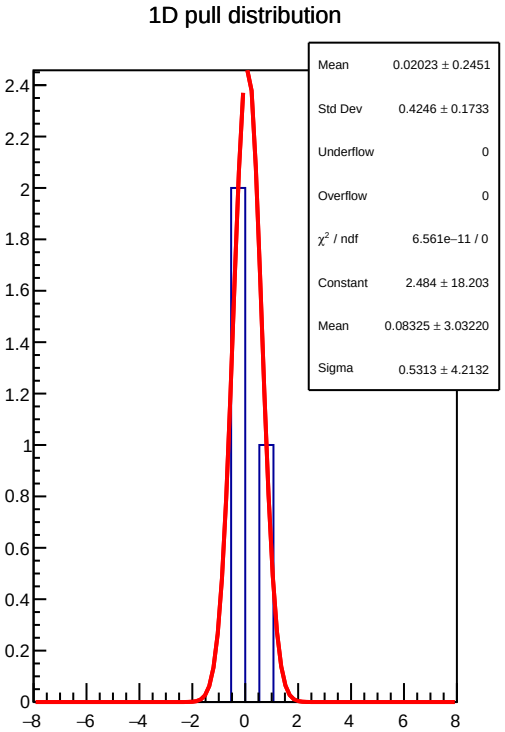
1D pull distribution
Mean 0.02023 ± 0.2451
Std Dev 0.4246 ± 0.1733
Underflow 0
Overflow 0
χ² / ndf 6.561e−11 / 0
Constant 2.484 ± 18.203
Mean 0.08325 ± 3.03220
Sigma 0.5313 ± 4.2132
2.4
2.2
2
1.8
1.6
1.4
1.2
1
0.8
0.6
0.4
0.2
0
−8
−6
−4
−2
0
2
4
6
8

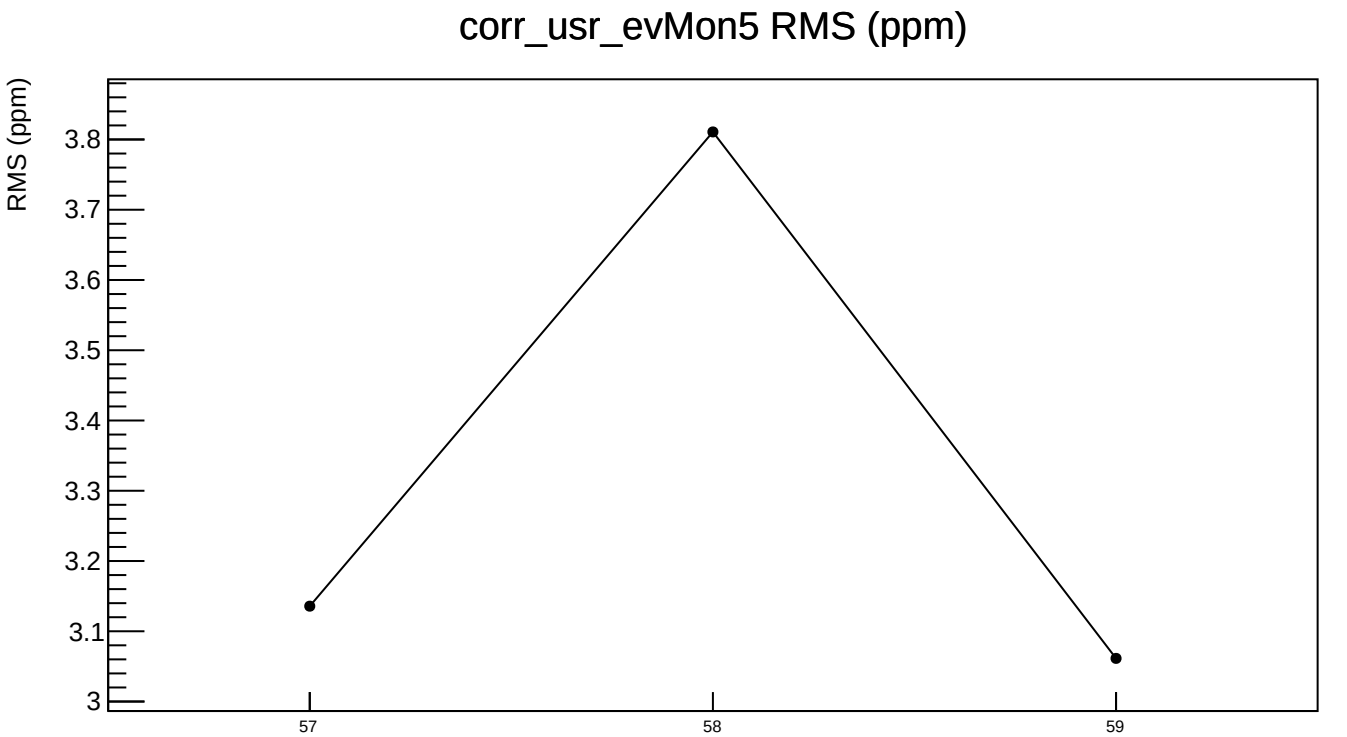
corr_usr_evMon5 RMS (ppm)
RMS (ppm)
3.8
3.7
3.6
3.5
3.4
3.3
3.2
3.1
3
57
58
59

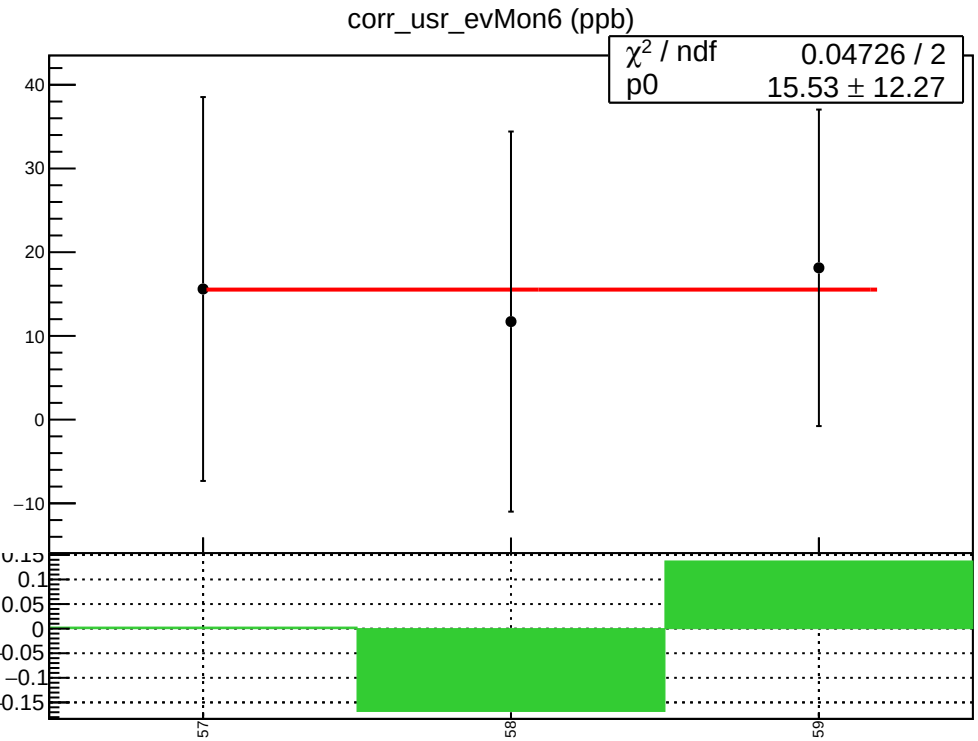
corr_usr_evMon6 (ppb)
χ^2 / ndf 0.04726 / 2
p0 15.53 ± 12.27
40
30
20
10
0
−10
0.15
0.1
0.05
0
−0.05
−0.1
−0.15
57
58
59

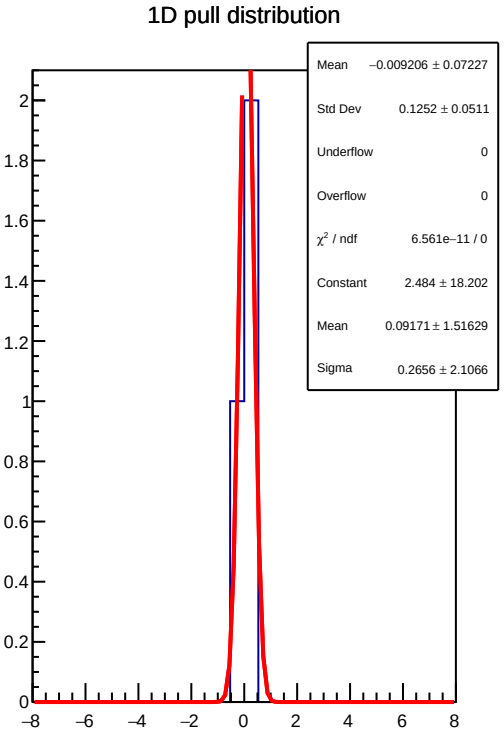
1D pull distribution
Mean −0.009206 ± 0.07227
Std Dev 0.1252 ± 0.0511
Underflow 0
Overflow 0
χ^2 / ndf 6.561e−11 / 0
Constant 2.484 ± 18.202
Mean 0.09171 ± 1.51629
Sigma 0.2656 ± 2.1066
2
1.8
1.6
1.4
1.2
1
0.8
0.6
0.4
0.2
0
−8
−6
−4
−2
0
2
4
6
8

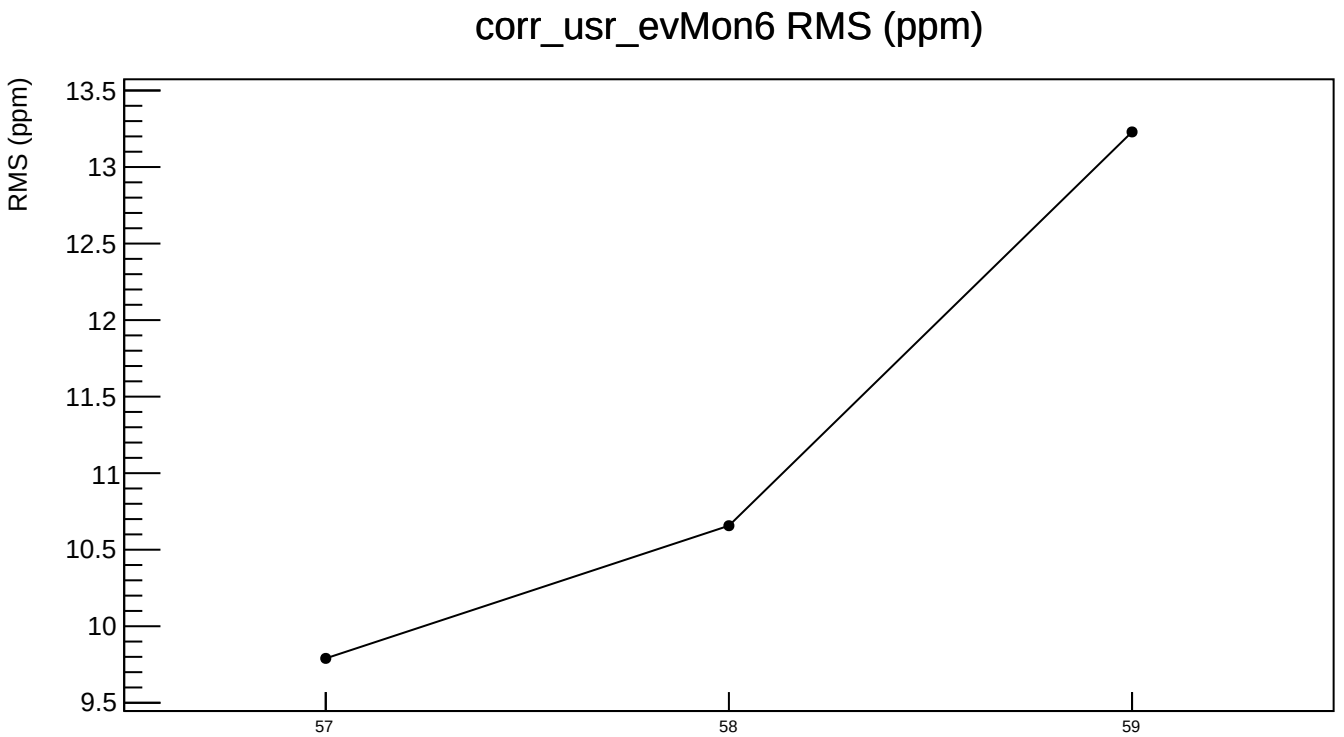
corr_usr_evMon6 RMS (ppm)
RMS (ppm)
13.5
13
12.5
12
11.5
11
10.5
10
9.5
57
58
59

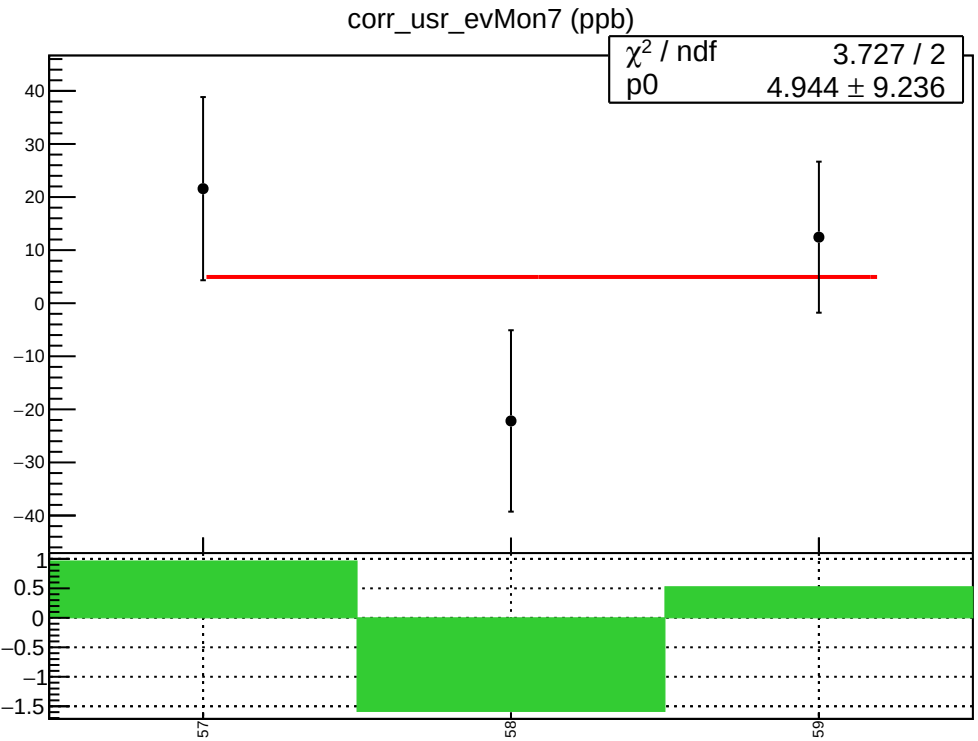
corr_usr_evMon7 (ppb)
χ² / ndf 3.727 / 2
p0 4.944 ± 9.236
40
30
20
10
0
−10
−20
−30
−40
1
0.5
0
−0.5
−1
−1.5
57
58
59

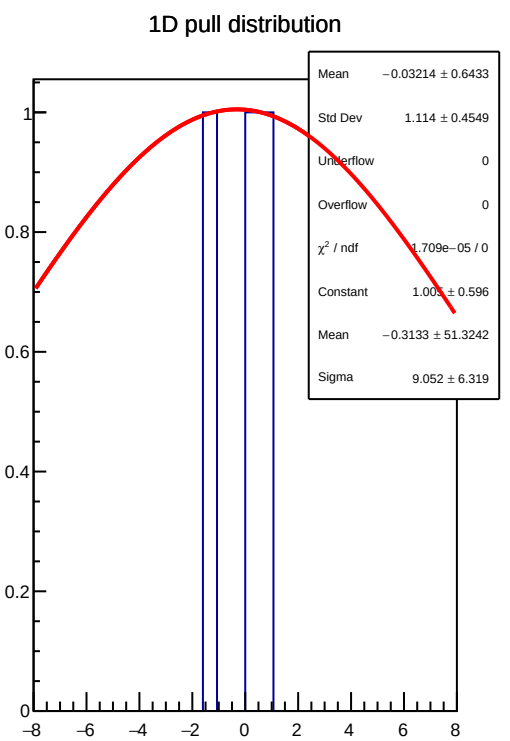
1D pull distribution
Mean −0.03214 ± 0.6433
Std Dev 1.114 ± 0.4549
Underflow 0
Overflow 0
χ² / ndf 1.709e−05 / 0
Constant 1.005 ± 0.596
Mean −0.3133 ± 51.3242
Sigma 9.052 ± 6.319
1
0.8
0.6
0.4
0.2
0
−8
−6
−4
−2
0
2
4
6
8

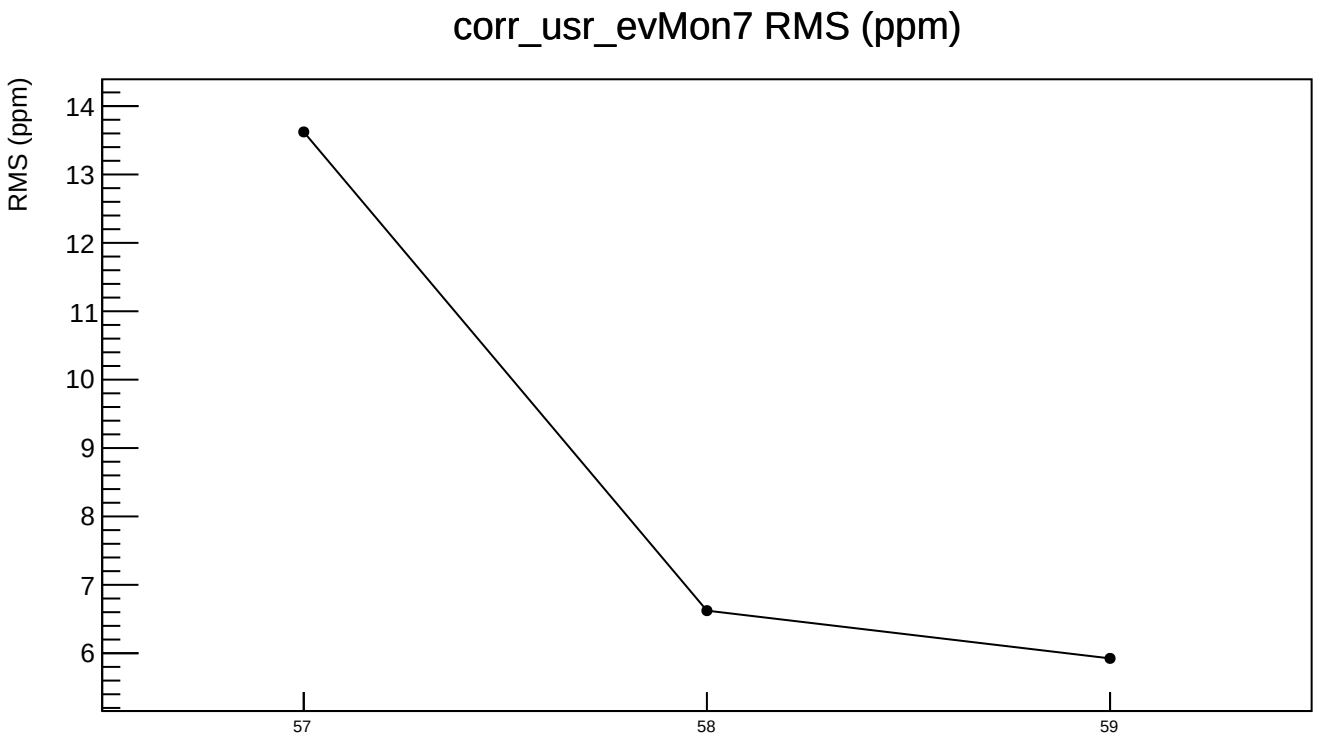
corr_usr_evMon7 RMS (ppm)
RMS (ppm)
14
13
12
11
10
9
8
7
6
57
58
59

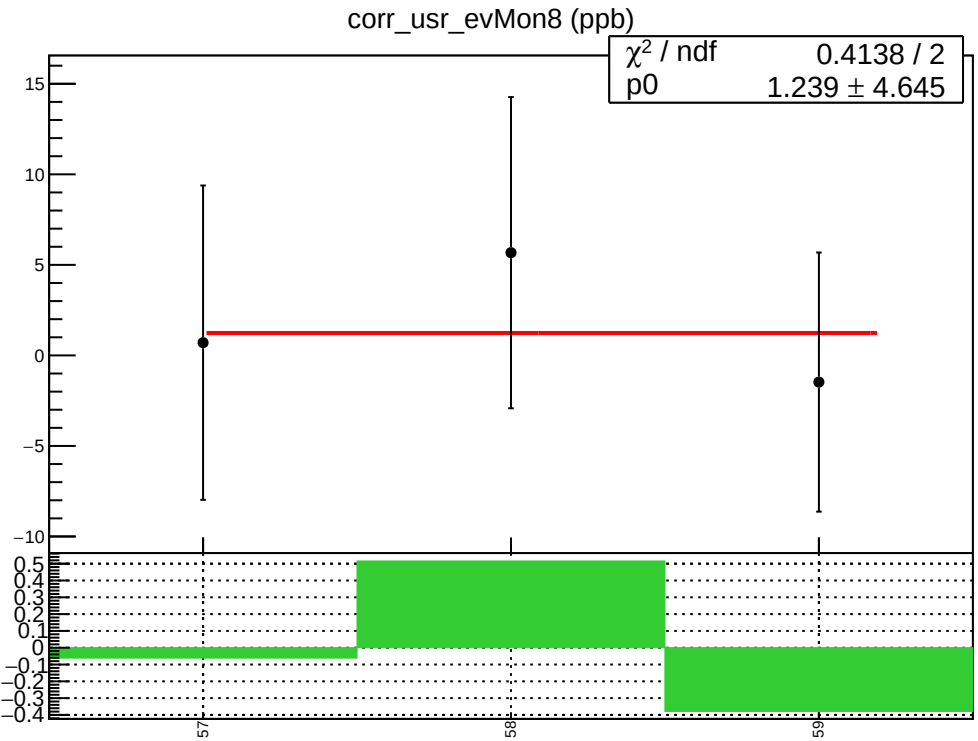
corr_usr_evMon8 (ppb)
χ² / ndf 0.4138 / 2
p0 1.239 ± 4.645
15
10
5
0
−5
−10
0.5
0.4
0.3
0.2
0.1
0
−0.1
−0.2
−0.3
−0.4
57
58
59

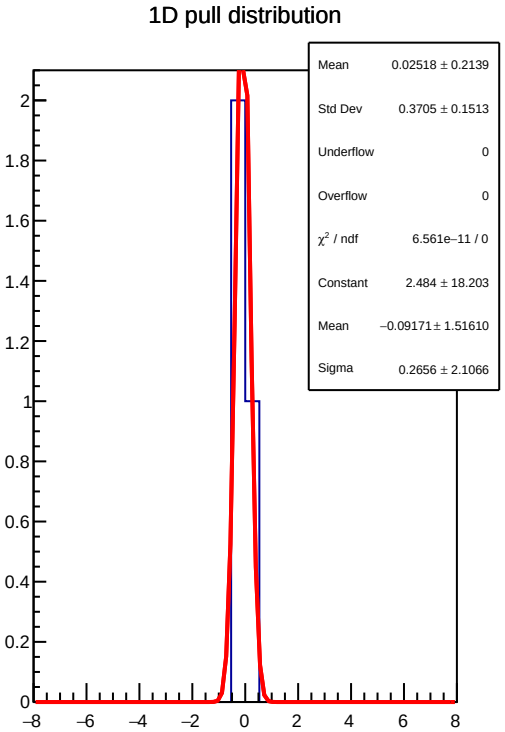
1D pull distribution
Mean 0.02518 ± 0.2139
Std Dev 0.3705 ± 0.1513
Underflow 0
Overflow 0
χ² / ndf 6.561e−11 / 0
Constant 2.484 ± 18.203
Mean −0.09171 ± 1.51610
Sigma 0.2656 ± 2.1066
2
1.8
1.6
1.4
1.2
1
0.8
0.6
0.4
0.2
0
−8
−6
−4
−2
0
2
4
6
8

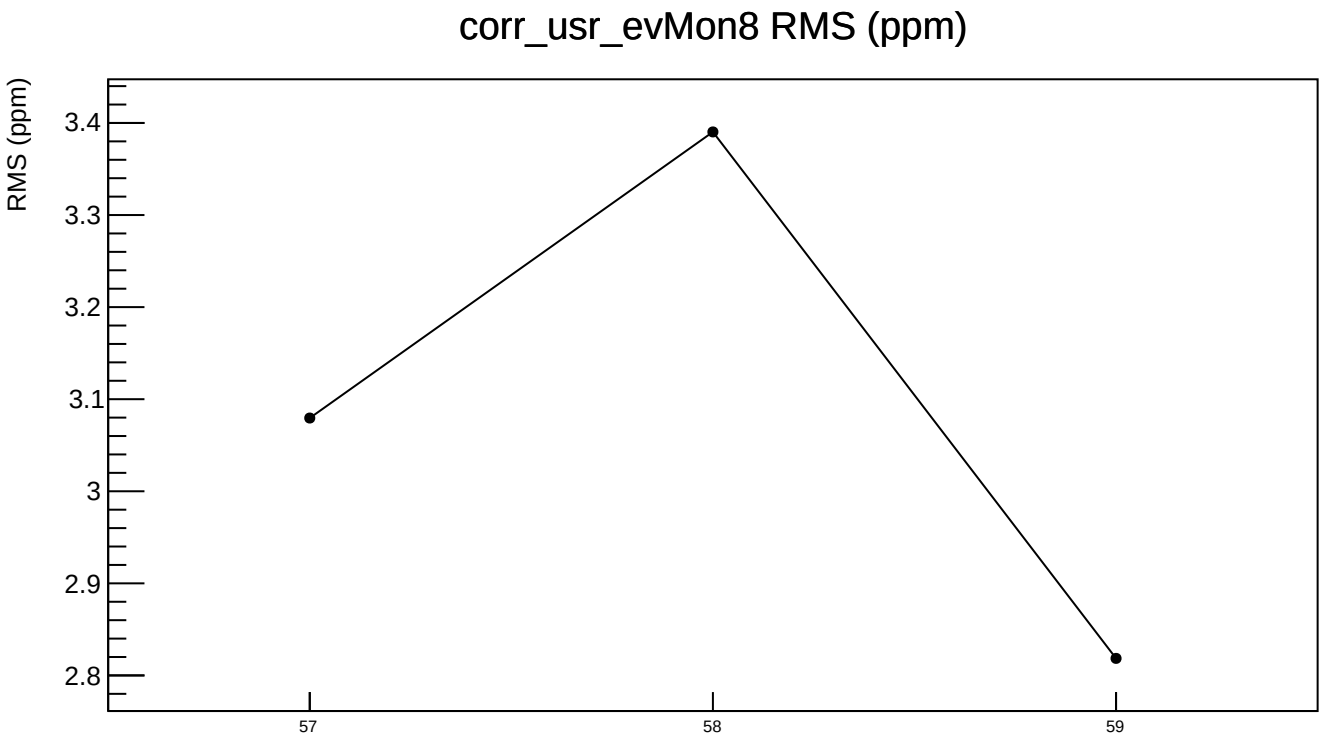
corr_usr_evMon8 RMS (ppm)
RMS (ppm)
3.4
3.3
3.2
3.1
3
2.9
2.8
57
58
59

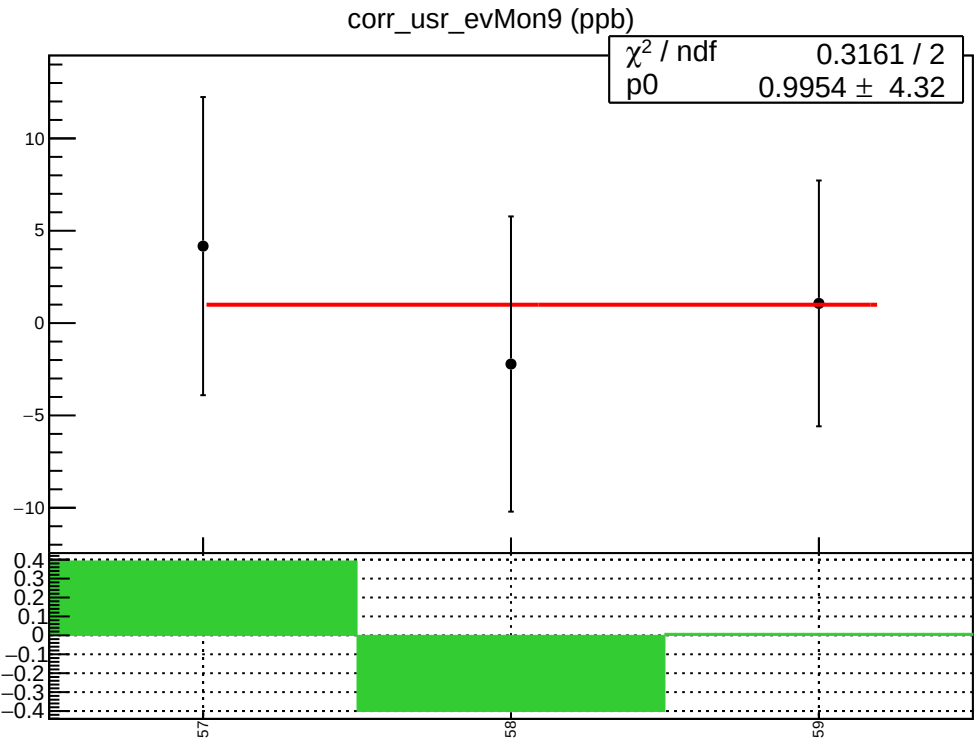
corr_usr_evMon9 (ppb)
χ² / ndf 0.3161 / 2
p0 0.9954 ± 4.32
10
5
0
−5
−10
0.4
0.3
0.2
0.1
0
−0.1
−0.2
−0.3
−0.4
57
58
59

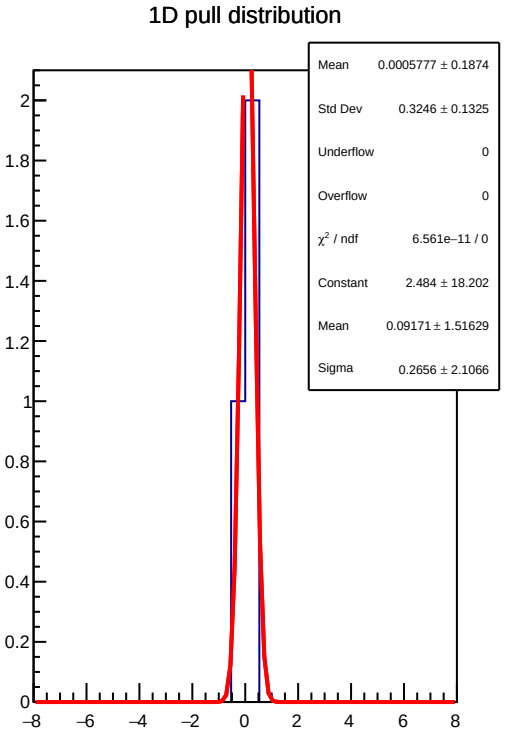
1D pull distribution
Mean 0.0005777 ± 0.1874
Std Dev 0.3246 ± 0.1325
Underflow 0
Overflow 0
χ² / ndf 6.561e−11 / 0
Constant 2.484 ± 18.202
Mean 0.09171 ± 1.51629
Sigma 0.2656 ± 2.1066
2
1.8
1.6
1.4
1.2
1
0.8
0.6
0.4
0.2
0
−8
−6
−4
−2
0
2
4
6
8

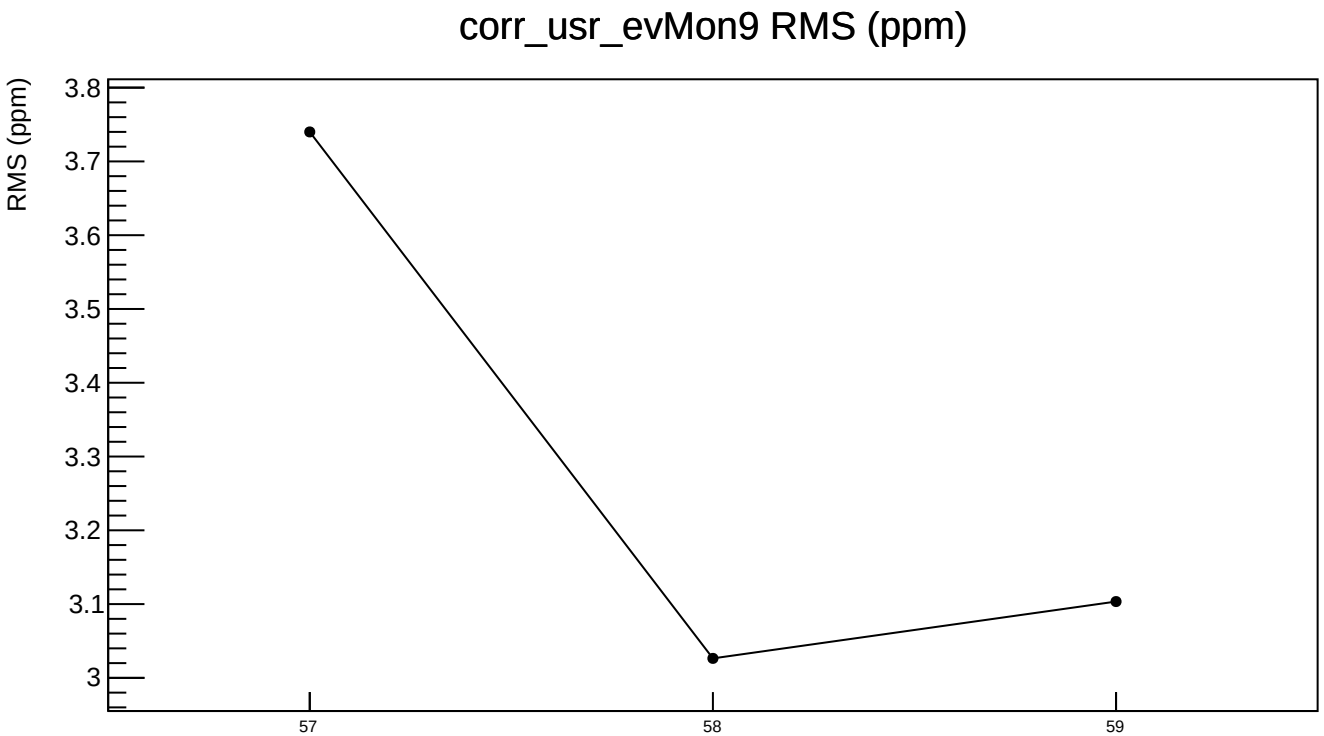
corr_usr_evMon9 RMS (ppm)
RMS (ppm)
3.8
3.7
3.6
3.5
3.4
3.3
3.2
3.1
3
57
58
59

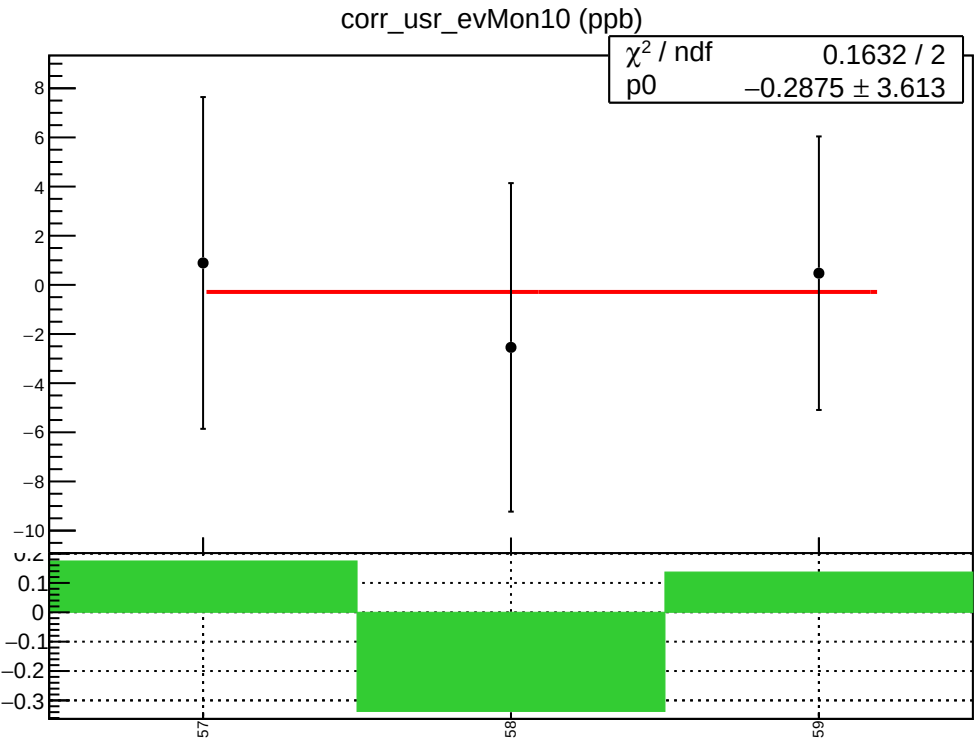
corr_usr_evMon10 (ppb)
χ² / ndf 0.1632 / 2
p0 −0.2875 ± 3.613
57
58
59

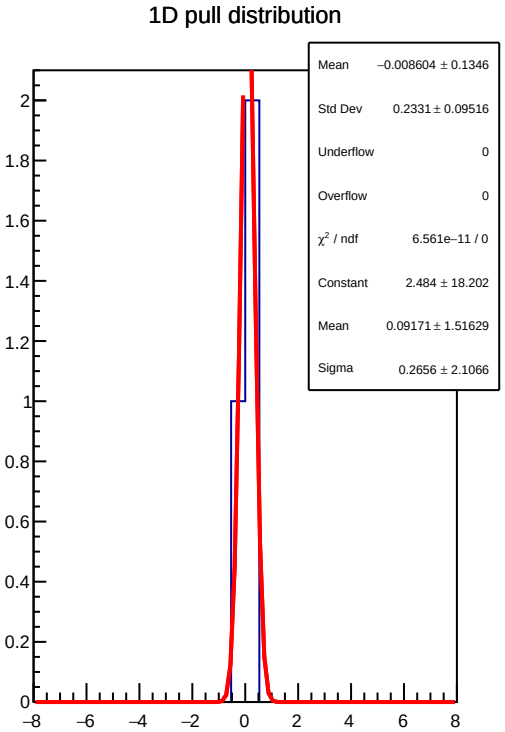
1D pull distribution
Mean −0.008604 ± 0.1346
Std Dev 0.2331 ± 0.09516
Underflow 0
Overflow 0
χ² / ndf 6.561e−11 / 0
Constant 2.484 ± 18.202
Mean 0.09171 ± 1.51629
Sigma 0.2656 ± 2.1066

corr_usr_evMon10 RMS (ppm)

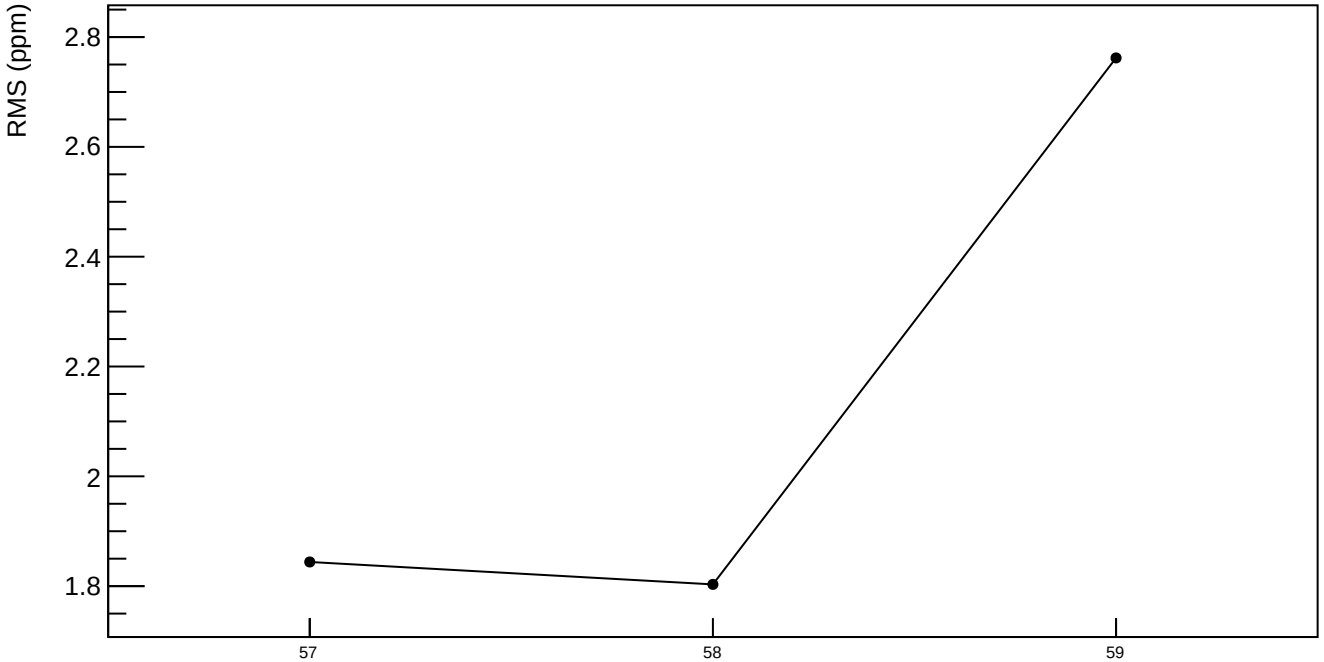

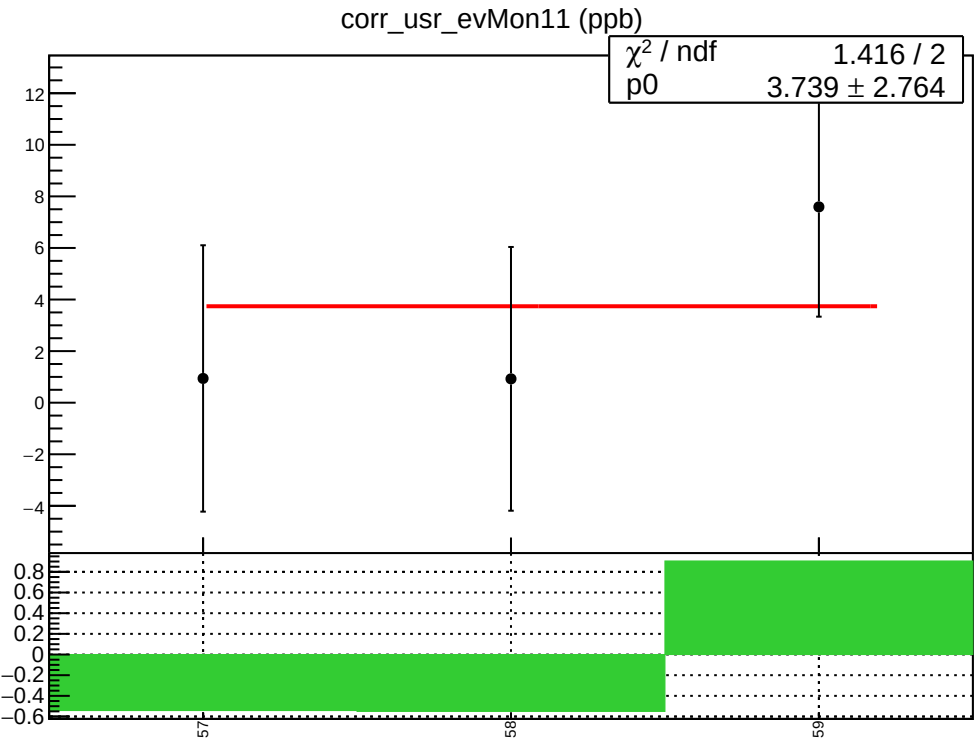
corr_usr_evMon11 (ppb)
χ² / ndf 1.416 / 2
p0 3.739 ± 2.764
12
10
8
6
4
2
0
−2
−4
0.8
0.6
0.4
0.2
0
−0.2
−0.4
−0.6
57
58
59

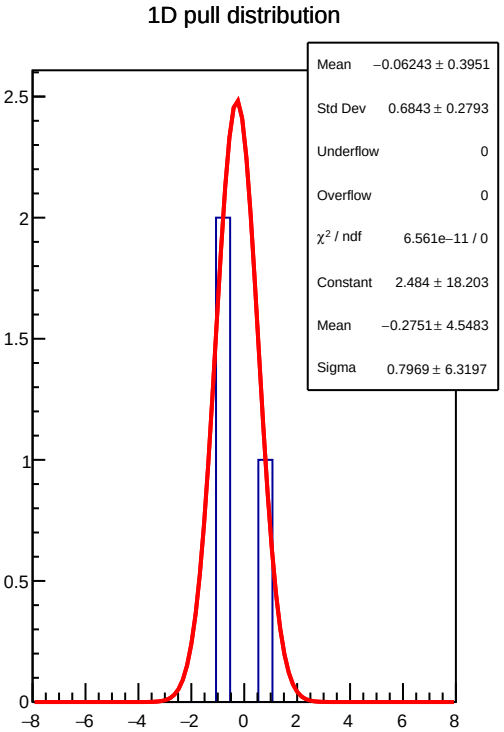
1D pull distribution
Mean −0.06243 ± 0.3951
Std Dev 0.6843 ± 0.2793
Underflow 0
Overflow 0
χ² / ndf 6.561e−11 / 0
Constant 2.484 ± 18.203
Mean −0.2751 ± 4.5483
Sigma 0.7969 ± 6.3197
2.5
2
1.5
1
0.5
0
−8
−6
−4
−2
0
2
4
6
8

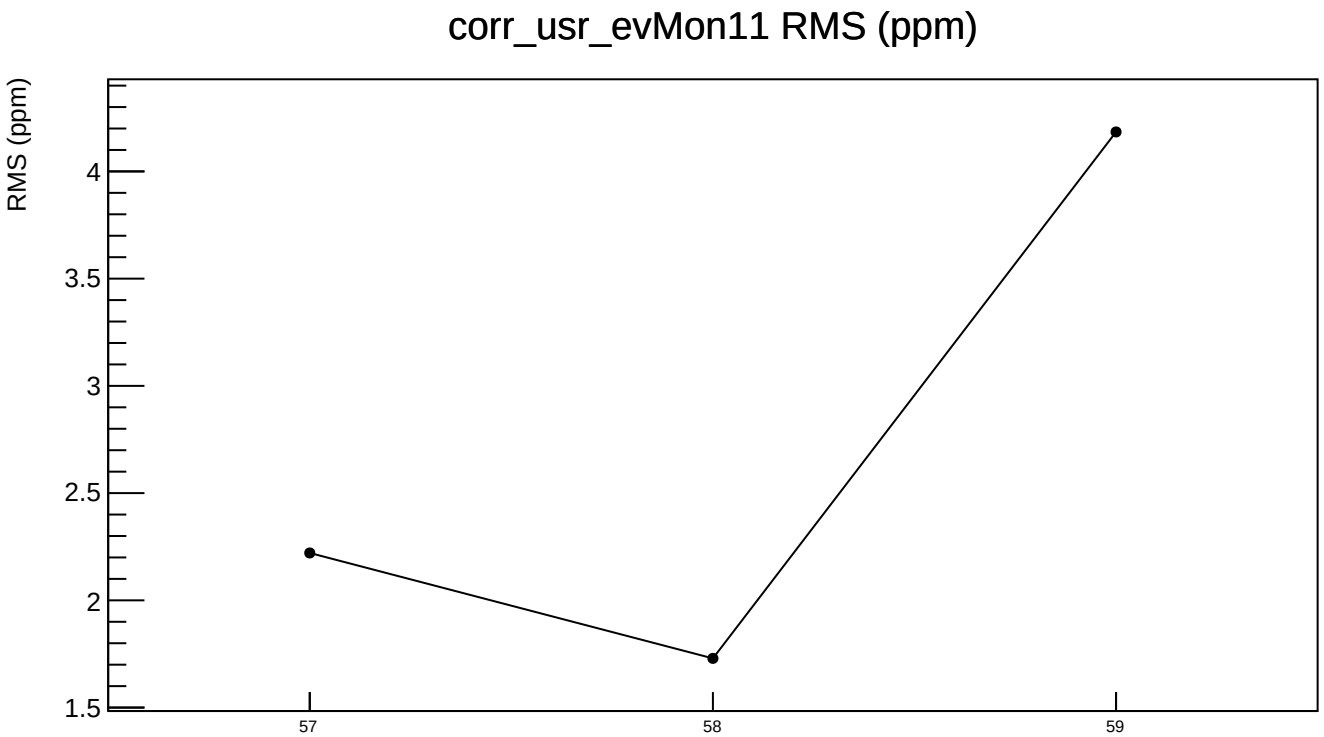
corr_usr_evMon11 RMS (ppm)
RMS (ppm)
4
3.5
3
2.5
2
1.5
57
58
59