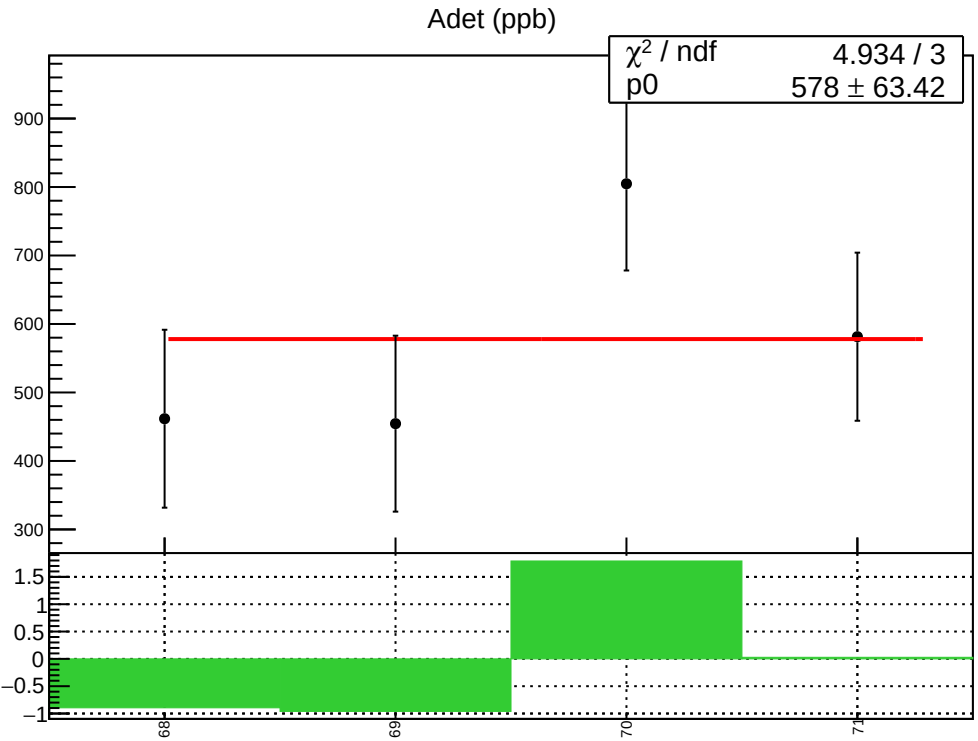
Adet (ppb)
χ² / ndf 4.934 / 3
p0 578 ± 63.42
900
800
700
600
500
400
300
1.5
1
0.5
0
−0.5
−1
68
69
70
71

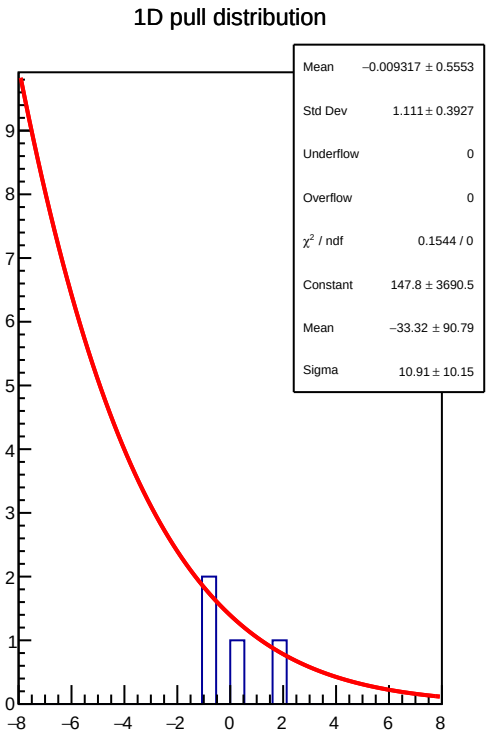
1D pull distribution
Mean −0.009317 ± 0.5553
Std Dev 1.111 ± 0.3927
Underflow 0
Overflow 0
χ² / ndf 0.1544 / 0
Constant 147.8 ± 3690.5
Mean −33.32 ± 90.79
Sigma 10.91 ± 10.15
9
8
7
6
5
4
3
2
1
0
−8
−6
−4
−2
0
2
4
6
8

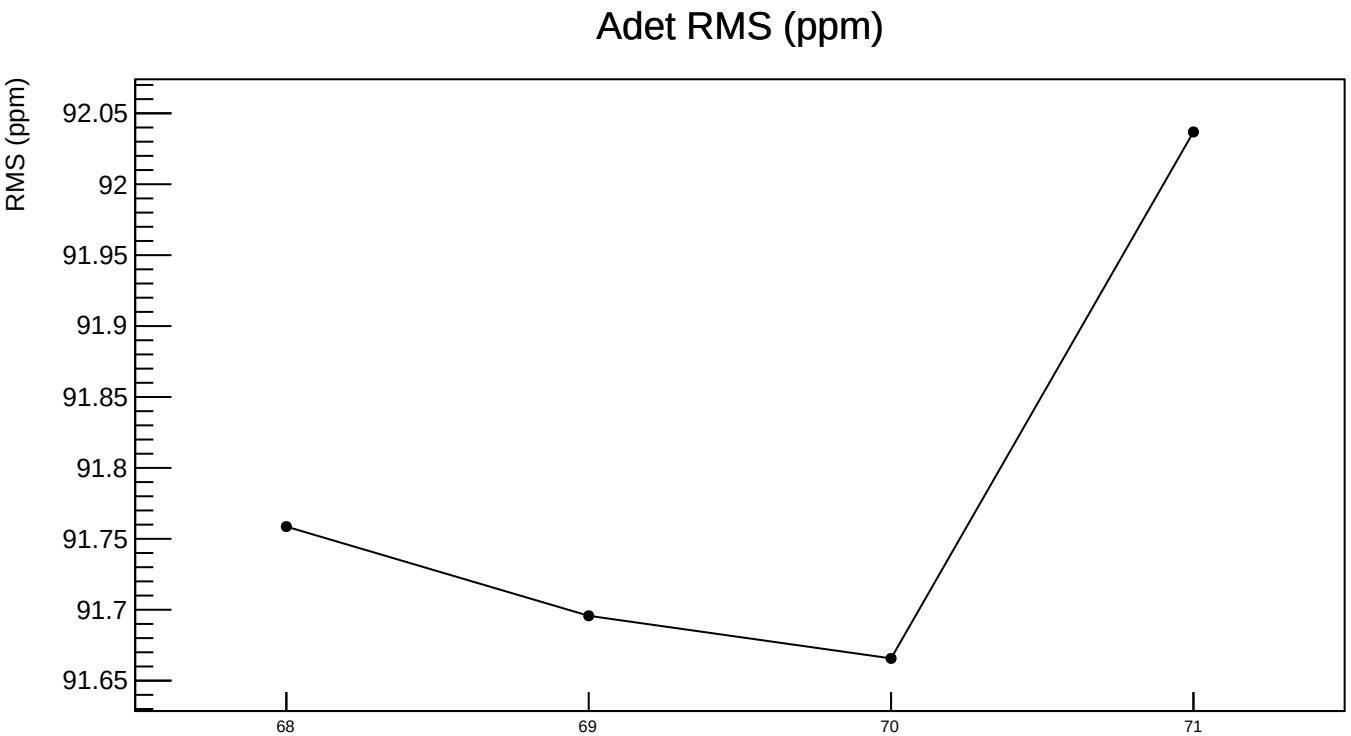
Adet RMS (ppm)
RMS (ppm)
92.05
92
91.95
91.9
91.85
91.8
91.75
91.7
91.65
68
69
70
71

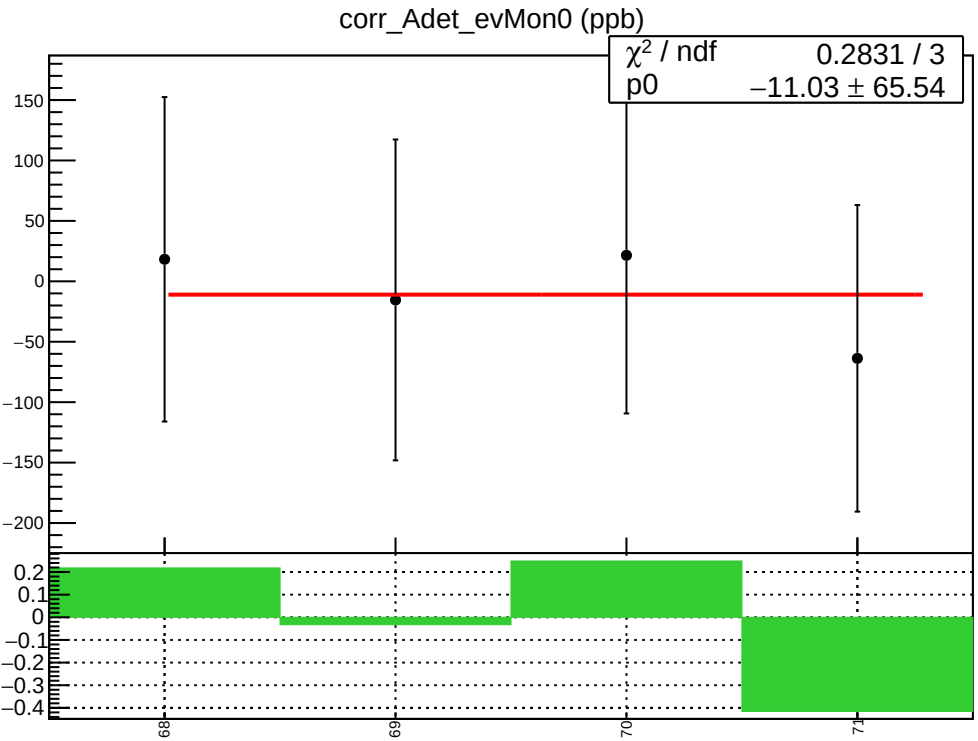
corr_Adet_evMon0 (ppb)
χ² / ndf 0.2831 / 3
p0 −11.03 ± 65.54
150
100
50
0
−50
−100
−150
−200
0.2
0.1
0
−0.1
−0.2
−0.3
−0.4
68
69
70
71

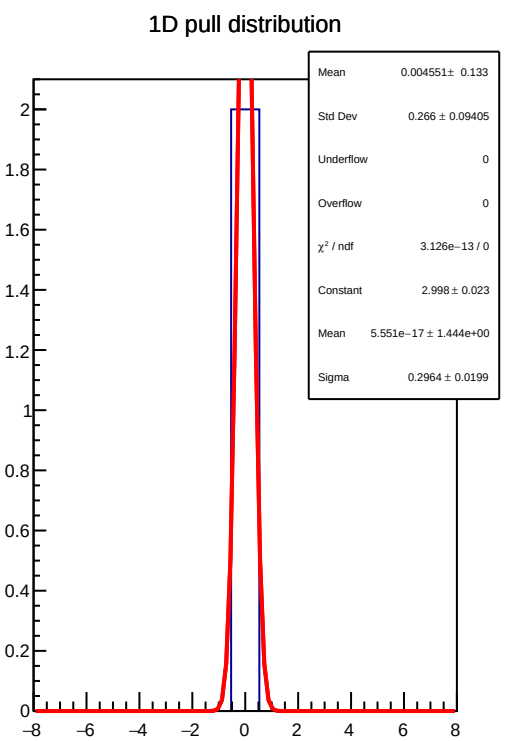
1D pull distribution
Mean 0.004551 ± 0.133
Std Dev 0.266 ± 0.09405
Underflow 0
Overflow 0
χ² / ndf 3.126e−13 / 0
Constant 2.998 ± 0.023
Mean 5.551e−17 ± 1.444e+00
Sigma 0.2964 ± 0.0199
2
1.8
1.6
1.4
1.2
1
0.8
0.6
0.4
0.2
0
−8
−6
−4
−2
0
2
4
6
8

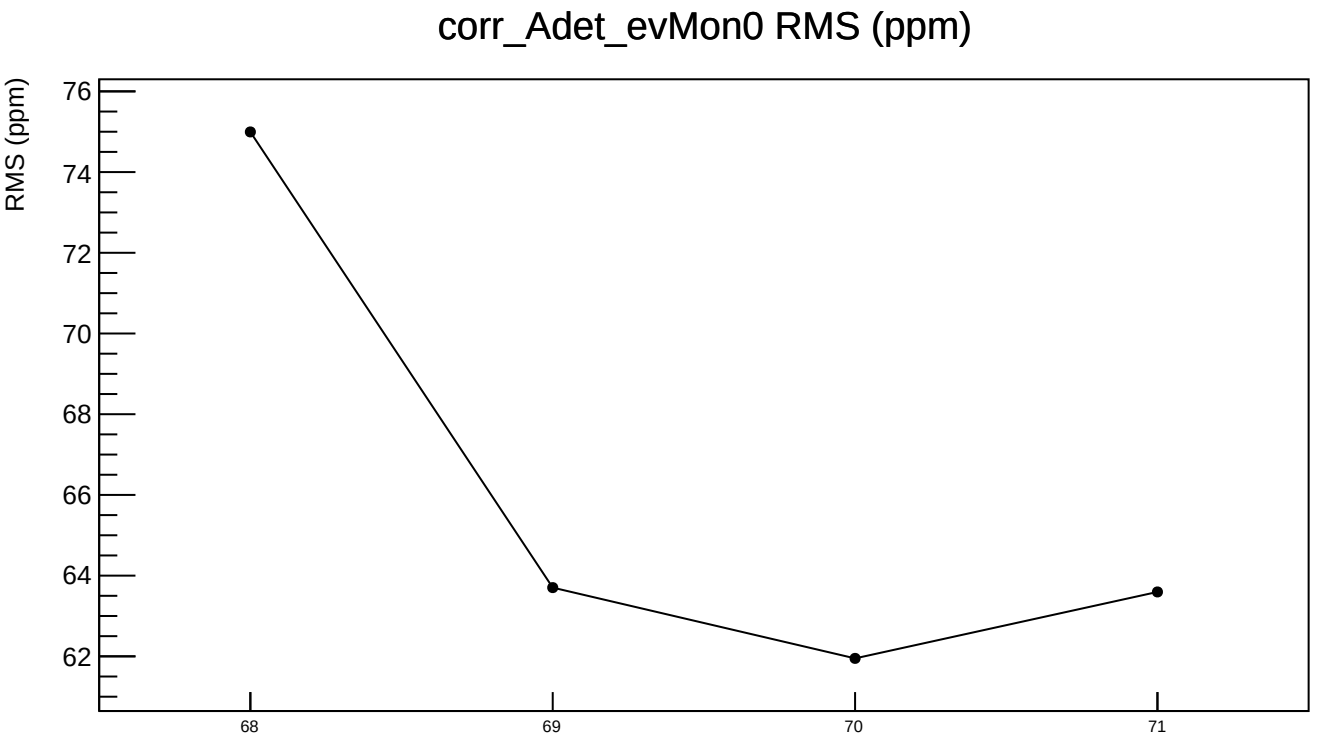
corr_Adet_evMon0 RMS (ppm)
RMS (ppm)
76
74
72
70
68
66
64
62
68
69
70
71

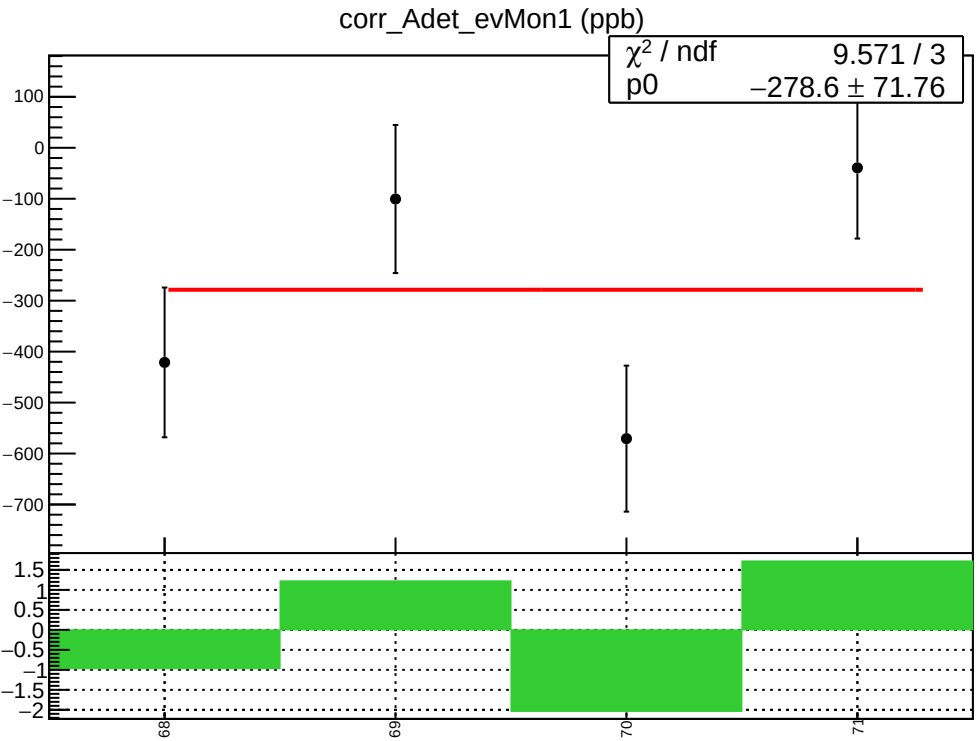
corr_Adet_evMon1 (ppb)
χ² / ndf 9.571 / 3
p0 −278.6 ± 71.76
100
0
−100
−200
−300
−400
−500
−600
−700
1.5
1
0.5
0
−0.5
−1
−1.5
−2
68
69
70
71

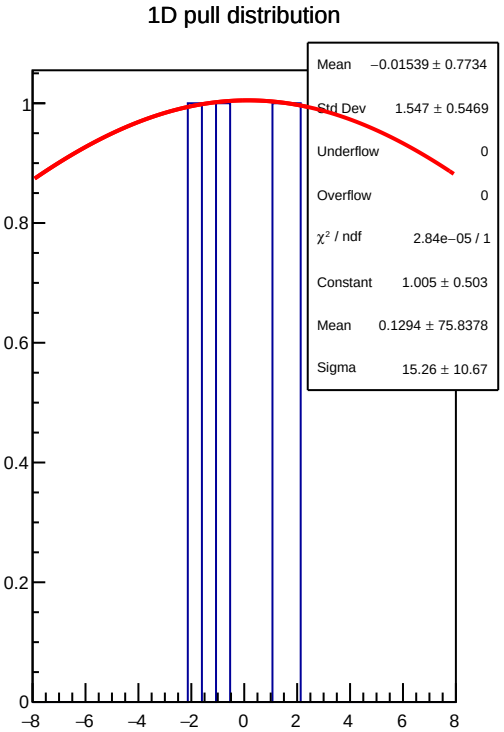
1D pull distribution
Mean −0.01539 ± 0.7734
Std Dev 1.547 ± 0.5469
Underflow 0
Overflow 0
χ² / ndf 2.84e−05 / 1
Constant 1.005 ± 0.503
Mean 0.1294 ± 75.8378
Sigma 15.26 ± 10.67
1
0.8
0.6
0.4
0.2
0
−8
−6
−4
−2
0
2
4
6
8

corr_Adet_evMon1 RMS (ppm)

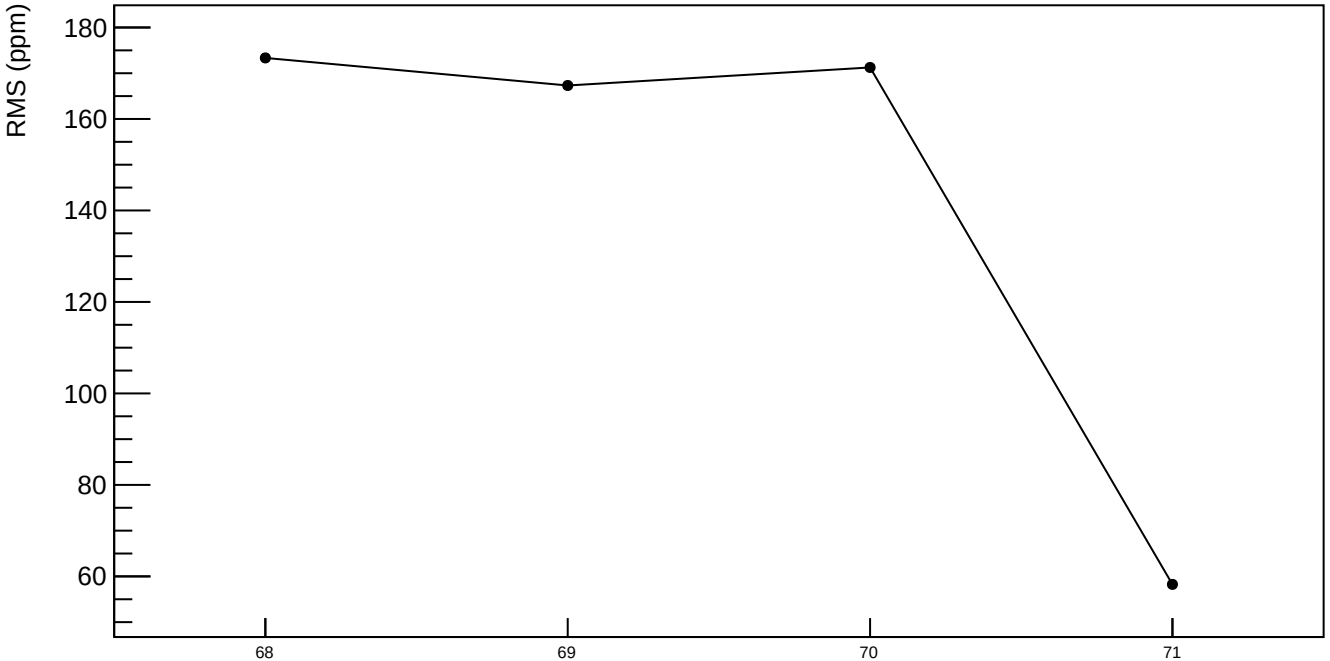

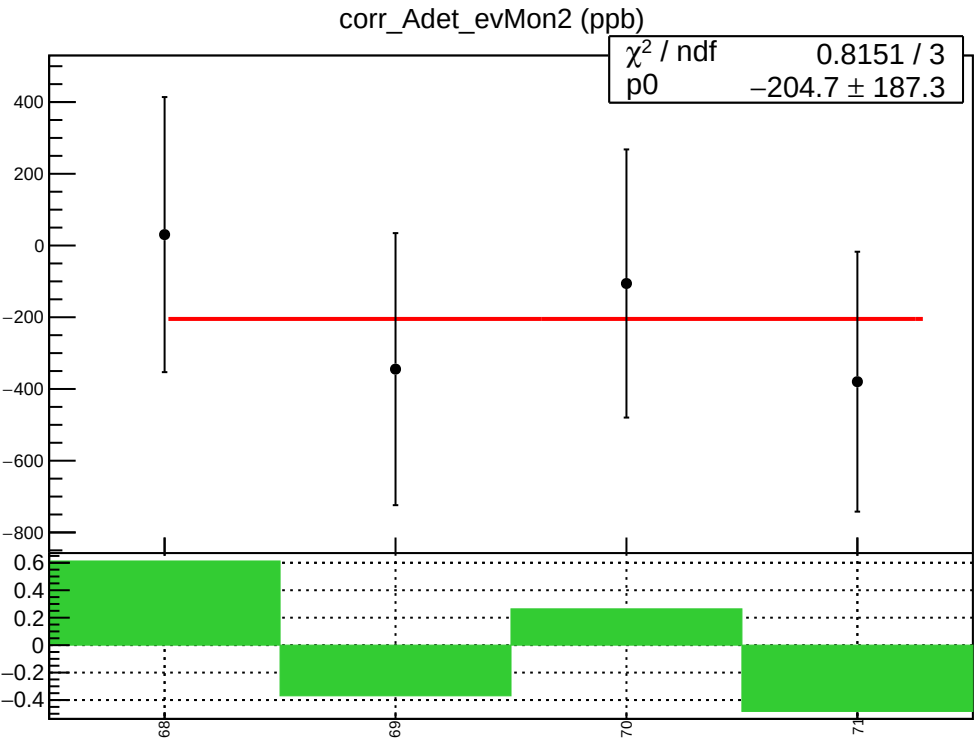
corr_Adet_evMon2 (ppb)
χ² / ndf 0.8151 / 3
p0 −204.7 ± 187.3
400
200
0
−200
−400
−600
−800
0.6
0.4
0.2
0
−0.2
−0.4
68
69
70
71

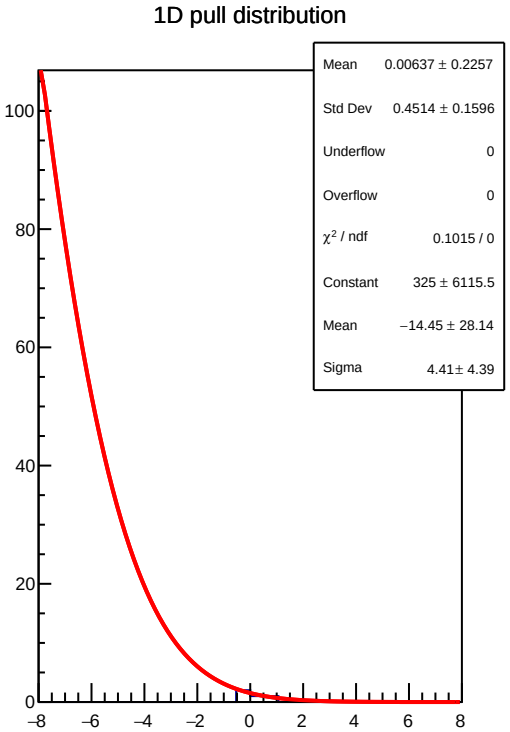
1D pull distribution
Mean 0.00637 ± 0.2257
Std Dev 0.4514 ± 0.1596
Underflow 0
Overflow 0
χ² / ndf 0.1015 / 0
Constant 325 ± 6115.5
Mean −14.45 ± 28.14
Sigma 4.41± 4.39
100
80
60
40
20
0
−8
−6
−4
−2
0
2
4
6
8

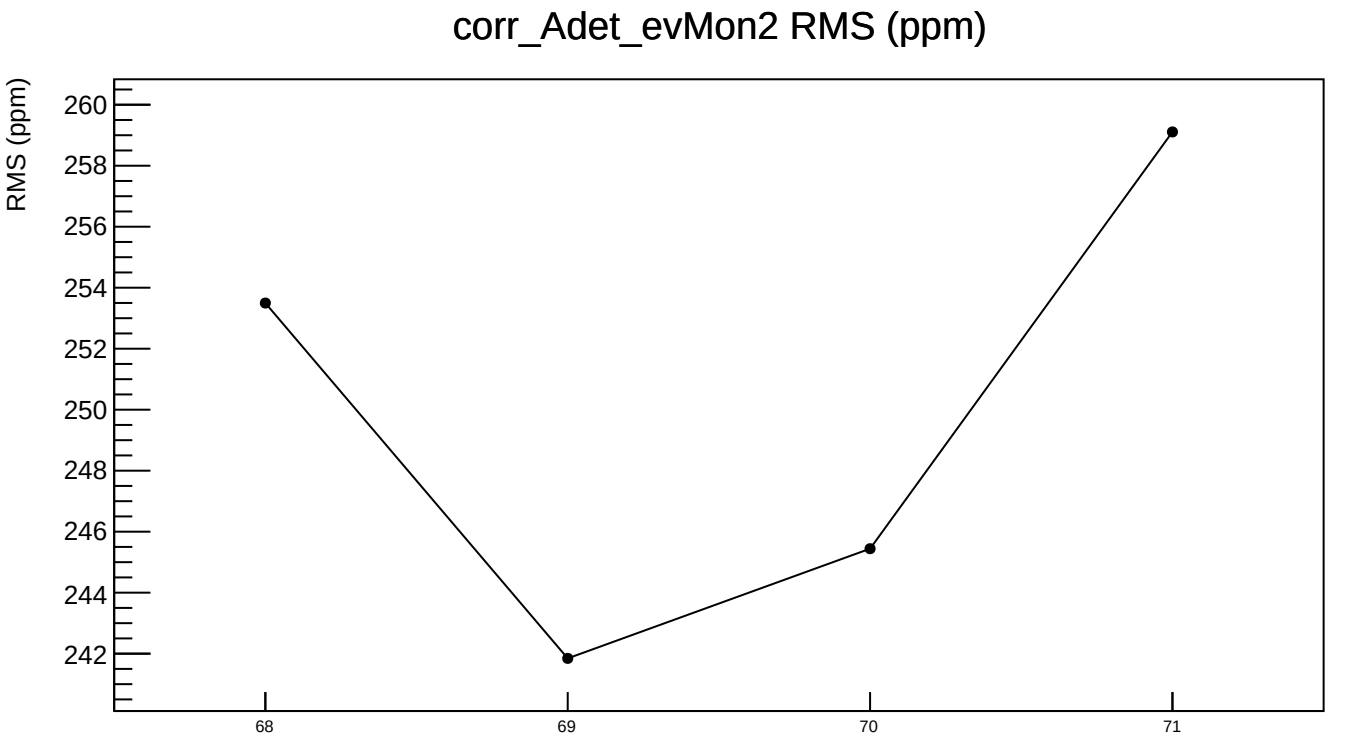
corr_Adet_evMon2 RMS (ppm)
RMS (ppm)
260
258
256
254
252
250
248
246
244
242
68
69
70
71

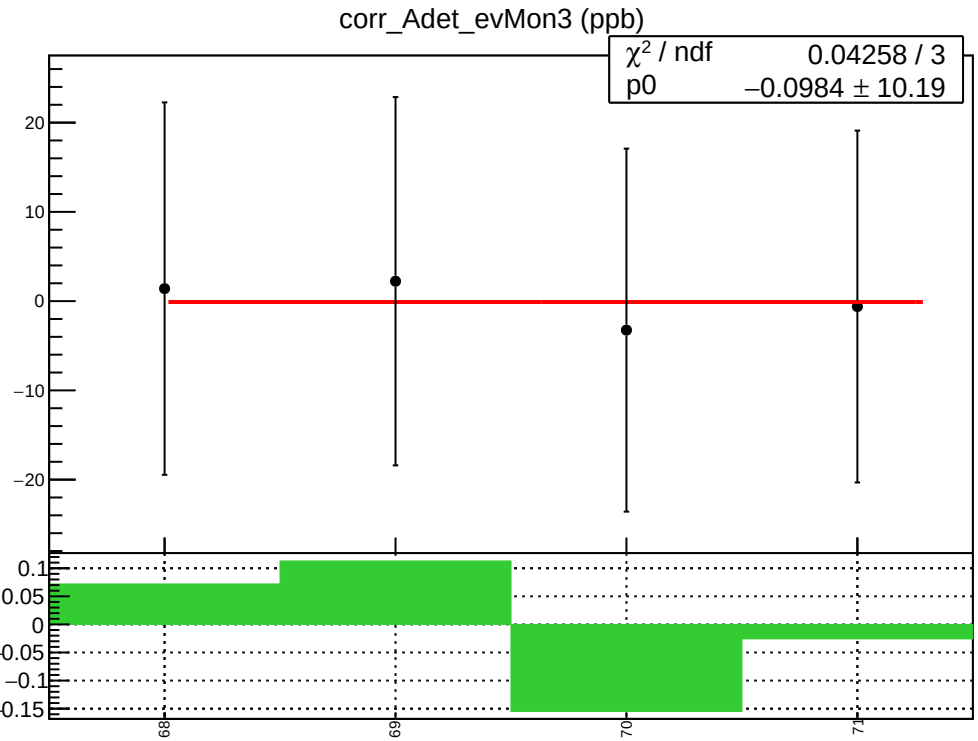
corr_Adet_evMon3 (ppb)
χ² / ndf 0.04258 / 3
p0 −0.0984 ± 10.19
20
10
0
−10
−20
0.1
0.05
0
−0.05
−0.1
−0.15
68
69
70
71

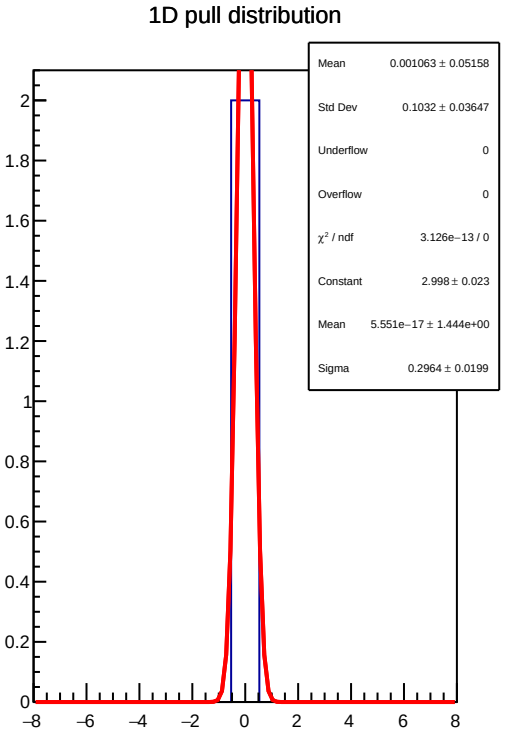
1D pull distribution
Mean 0.001063 ± 0.05158
Std Dev 0.1032 ± 0.03647
Underflow 0
Overflow 0
χ² / ndf 3.126e−13 / 0
Constant 2.998 ± 0.023
Mean 5.551e−17 ± 1.444e+00
Sigma 0.2964 ± 0.0199
2
1.8
1.6
1.4
1.2
1
0.8
0.6
0.4
0.2
0
−8
−6
−4
−2
0
2
4
6
8

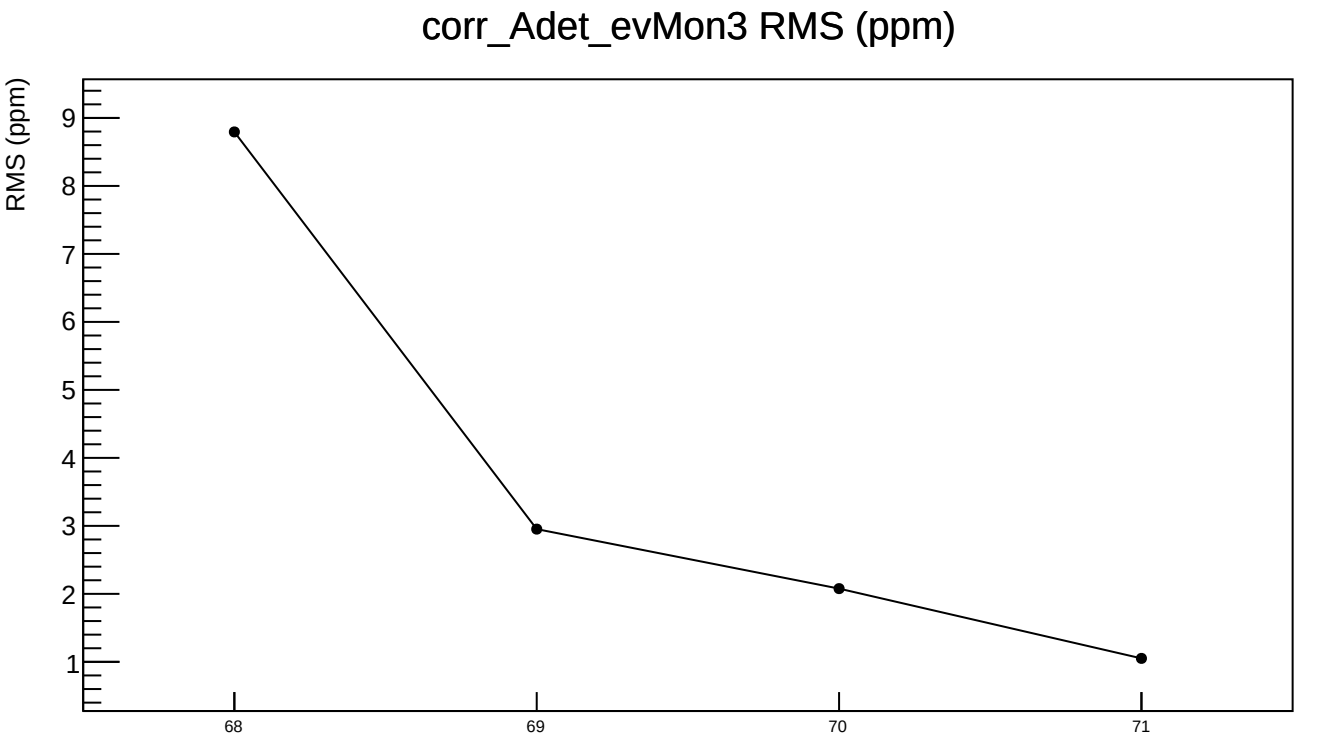
corr_Adet_evMon3 RMS (ppm)
RMS (ppm)
9
8
7
6
5
4
3
2
1
68
69
70
71

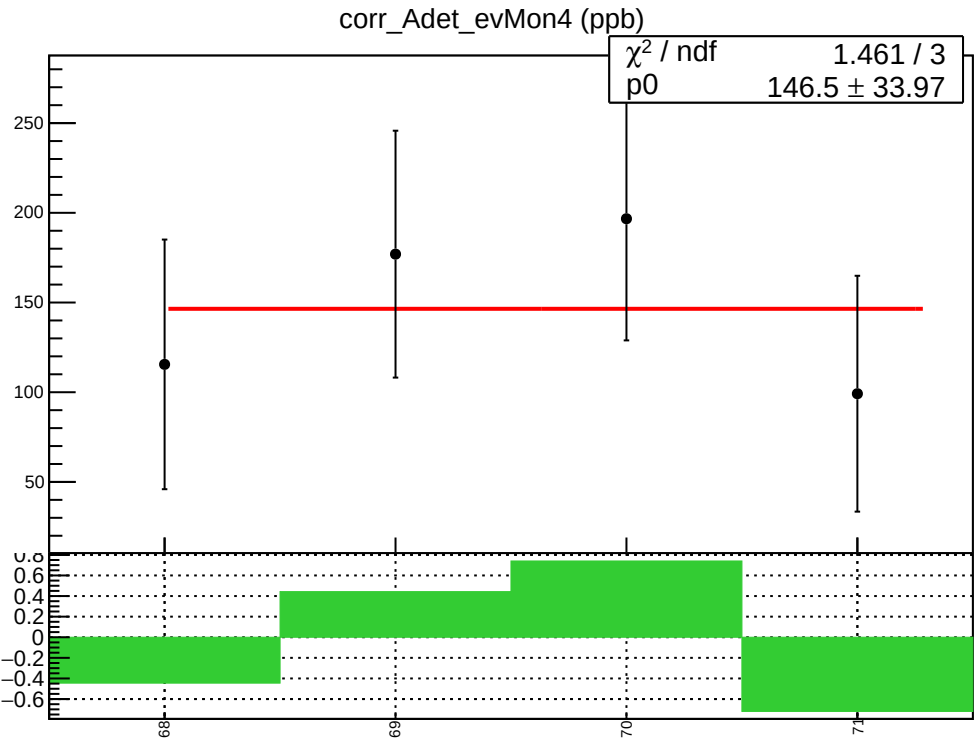
corr_Adet_evMon4 (ppb)
χ² / ndf 1.461 / 3
p0 146.5 ± 33.97
250
200
150
100
50
0.8
0.6
0.4
0.2
0
−0.2
−0.4
−0.6
68
69
70
71

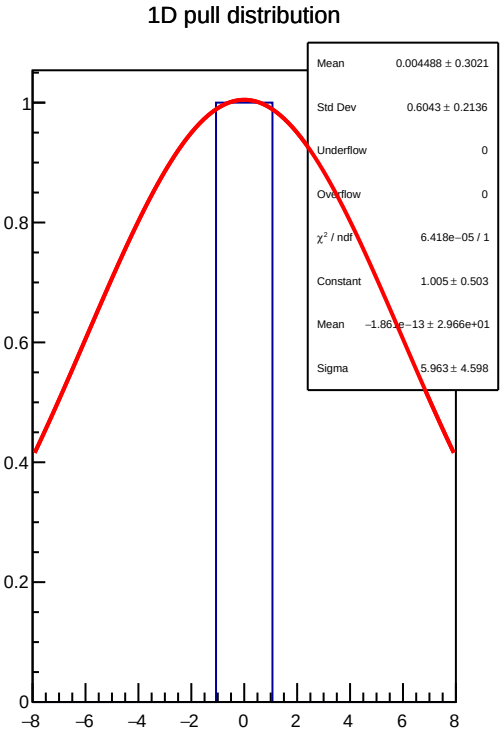
1D pull distribution
Mean 0.004488 ± 0.3021
Std Dev 0.6043 ± 0.2136
Underflow 0
Overflow 0
χ² / ndf 6.418e−05 / 1
Constant 1.005 ± 0.503
Mean −1.861e−13 ± 2.966e+01
Sigma 5.963 ± 4.598
1
0.8
0.6
0.4
0.2
0
−8
−6
−4
−2
0
2
4
6
8

corr_Adet_evMon4 RMS (ppm)

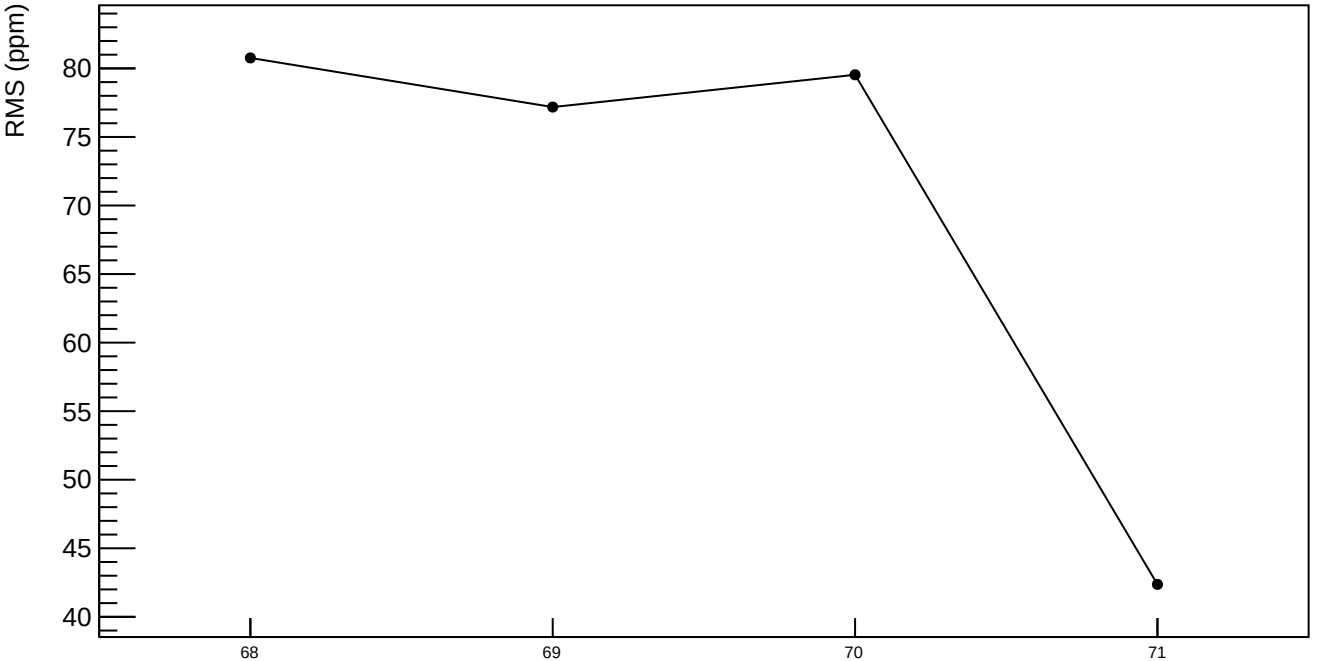

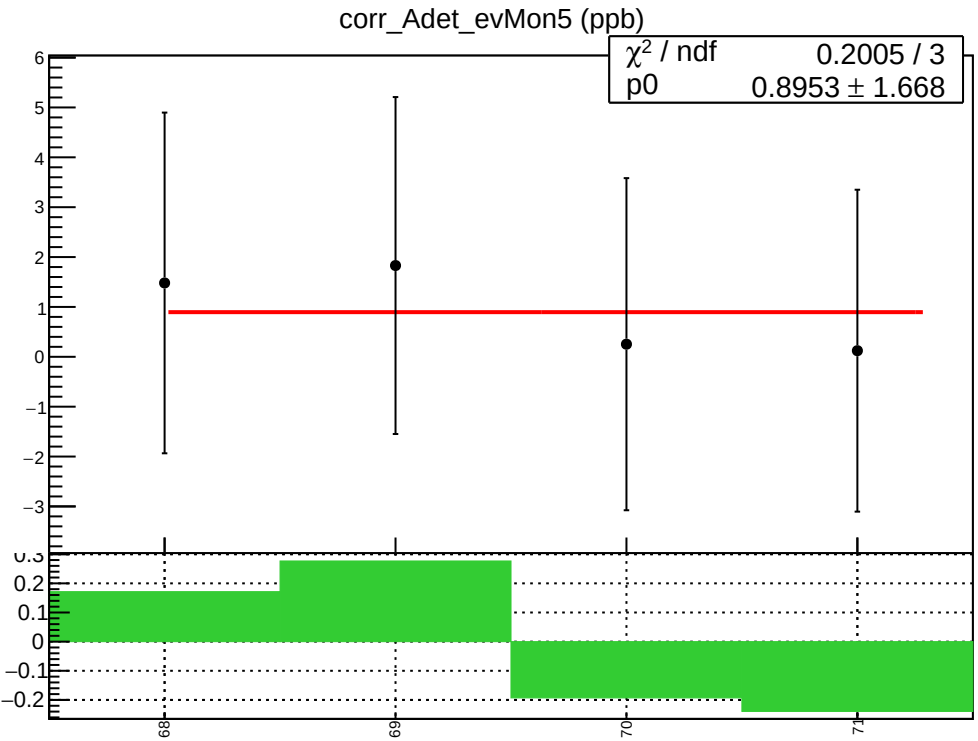
corr_Adet_evMon5 (ppb)
χ² / ndf 0.2005 / 3
p0 0.8953 ± 1.668
68
69
70
71

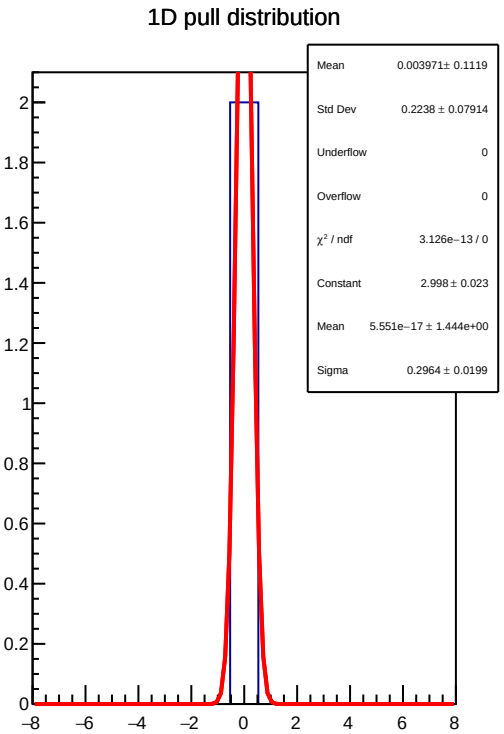
1D pull distribution
Mean 0.003971± 0.1119
Std Dev 0.2238 ± 0.07914
Underflow 0
Overflow 0
χ² / ndf 3.126e−13 / 0
Constant 2.998 ± 0.023
Mean 5.551e−17 ± 1.444e+00
Sigma 0.2964 ± 0.0199

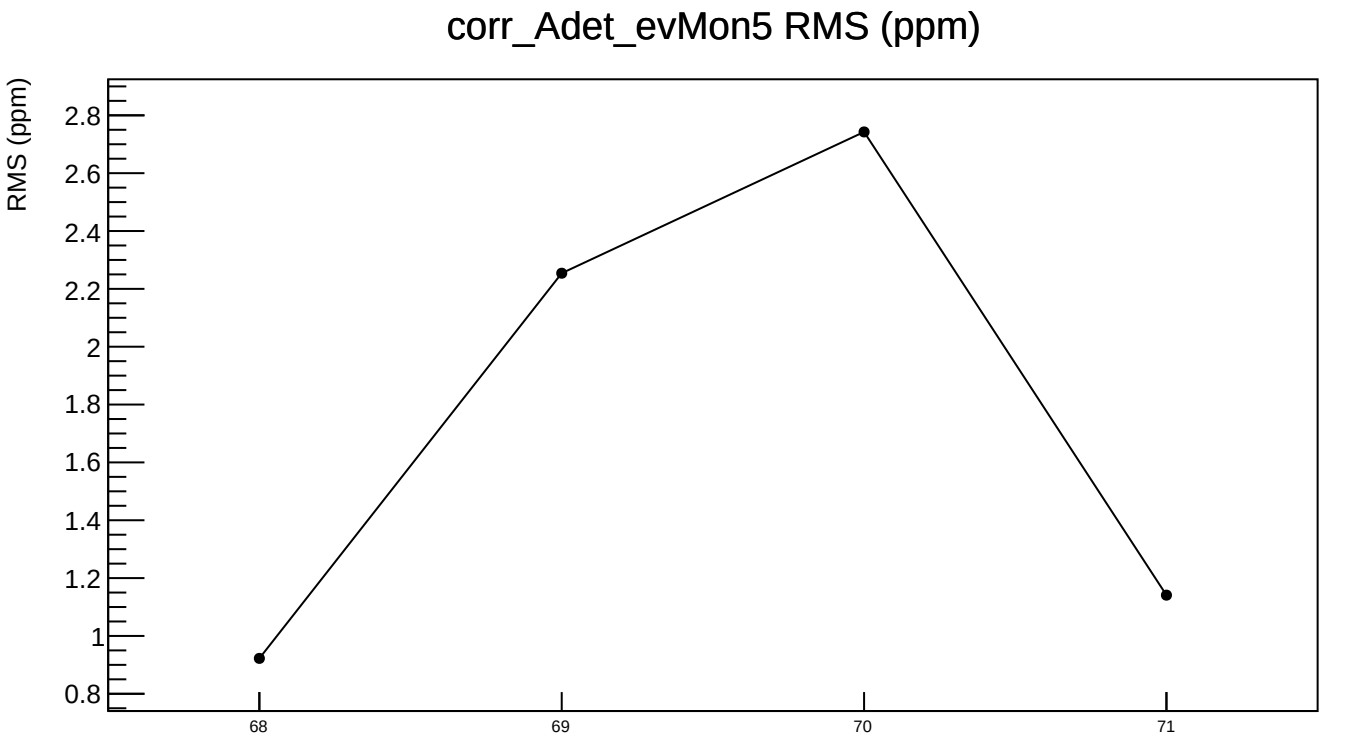
corr_Adet_evMon5 RMS (ppm)
RMS (ppm)
2.8
2.6
2.4
2.2
2
1.8
1.6
1.4
1.2
1
0.8
68
69
70
71

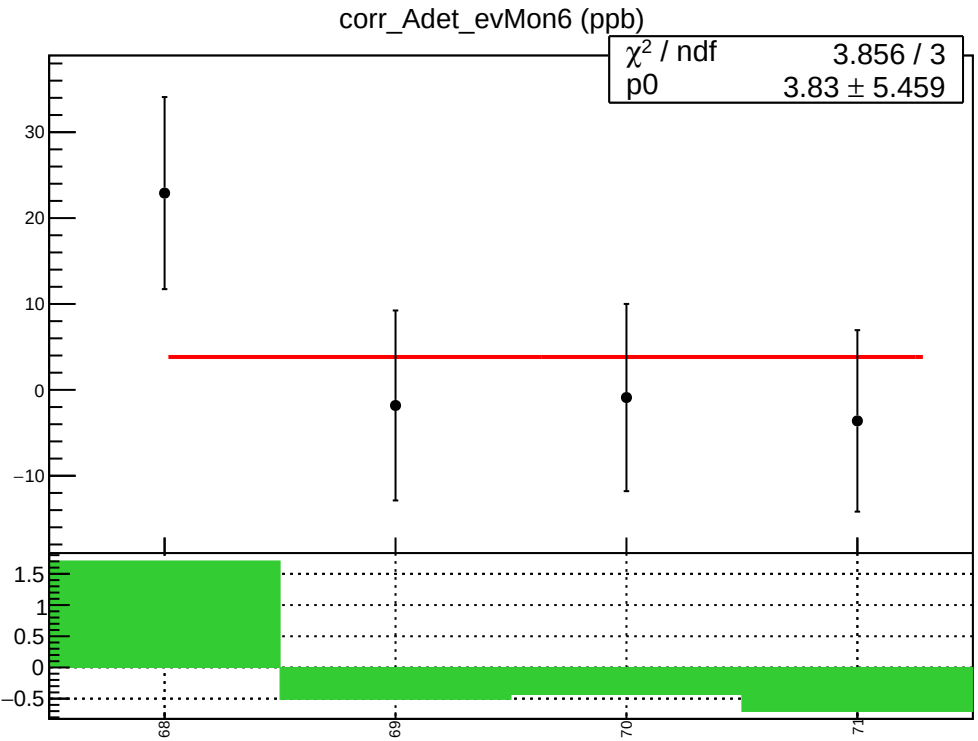
corr_Adet_evMon6 (ppb)
χ² / ndf 3.856 / 3
p0 3.83 ± 5.459
30
20
10
0
−10
1.5
1
0.5
0
−0.5
68
69
70
71

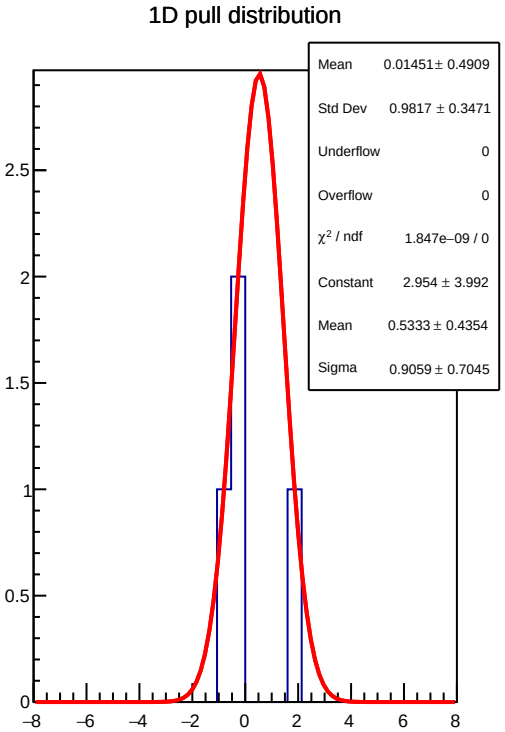
1D pull distribution
Mean 0.01451 ± 0.4909
Std Dev 0.9817 ± 0.3471
Underflow 0
Overflow 0
χ² / ndf 1.847e−09 / 0
Constant 2.954 ± 3.992
Mean 0.5333 ± 0.4354
Sigma 0.9059 ± 0.7045
2.5
2
1.5
1
0.5
0
−8
−6
−4
−2
0
2
4
6
8

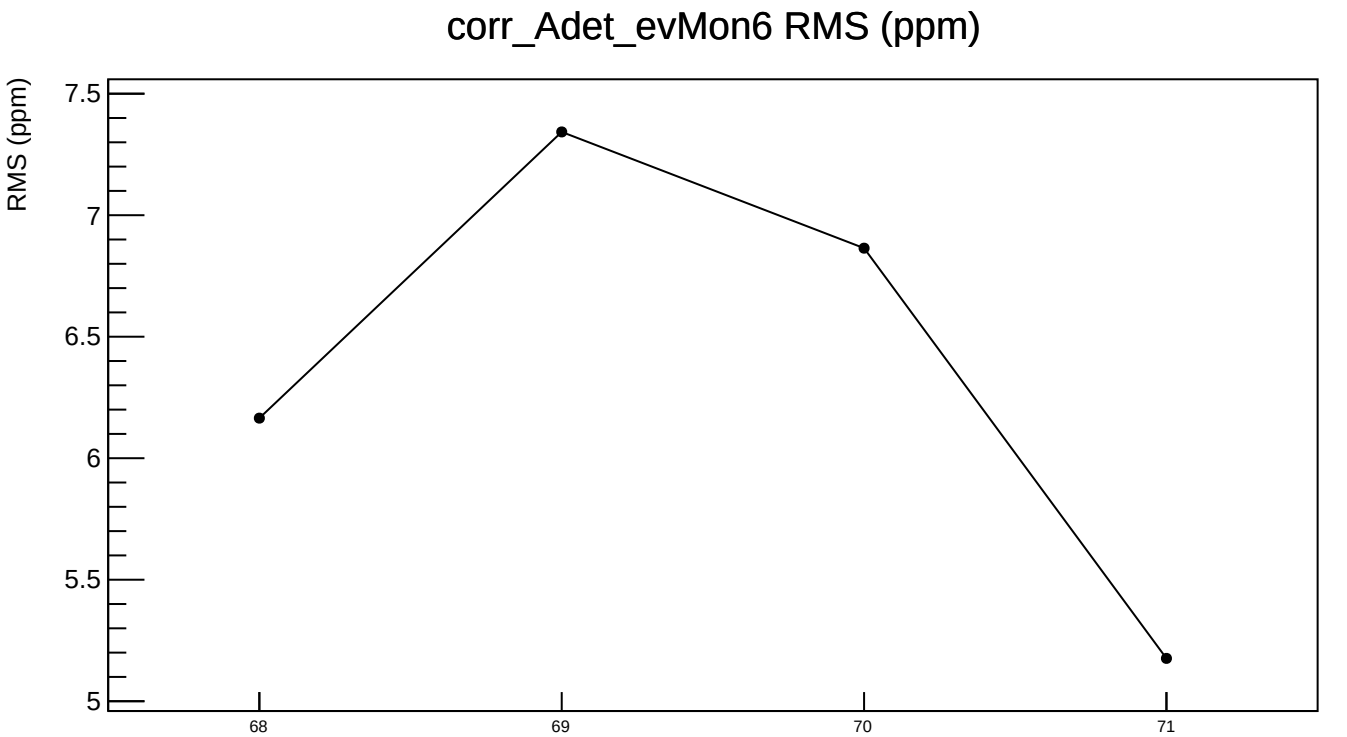
corr_Adet_evMon6 RMS (ppm)
RMS (ppm)
7.5
7
6.5
6
5.5
5
68
69
70
71

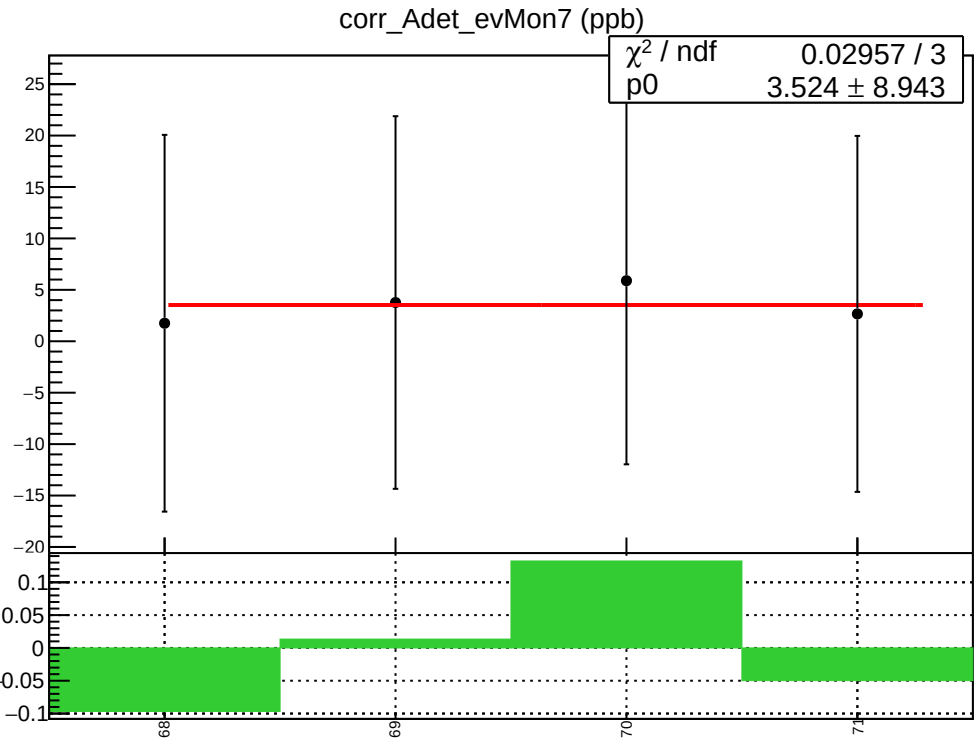
corr_Adet_evMon7 (ppb)
χ² / ndf 0.02957 / 3
p0 3.524 ± 8.943
25
20
15
10
5
0
−5
−10
−15
−20
0.1
0.05
0
−0.05
−0.1
68
69
70
71

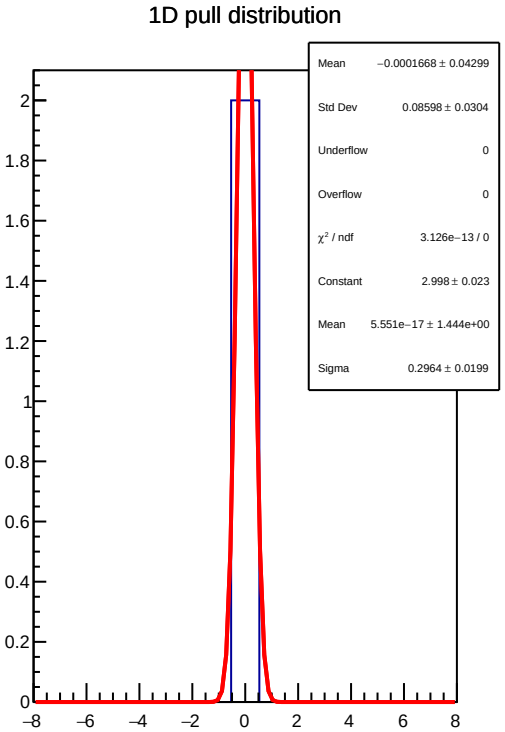
1D pull distribution
Mean −0.0001668 ± 0.04299
Std Dev 0.08598 ± 0.0304
Underflow 0
Overflow 0
χ² / ndf 3.126e−13 / 0
Constant 2.998 ± 0.023
Mean 5.551e−17 ± 1.444e+00
Sigma 0.2964 ± 0.0199
2
1.8
1.6
1.4
1.2
1
0.8
0.6
0.4
0.2
0
−8
−6
−4
−2
0
2
4
6
8

corr_Adet_evMon7 RMS (ppm)

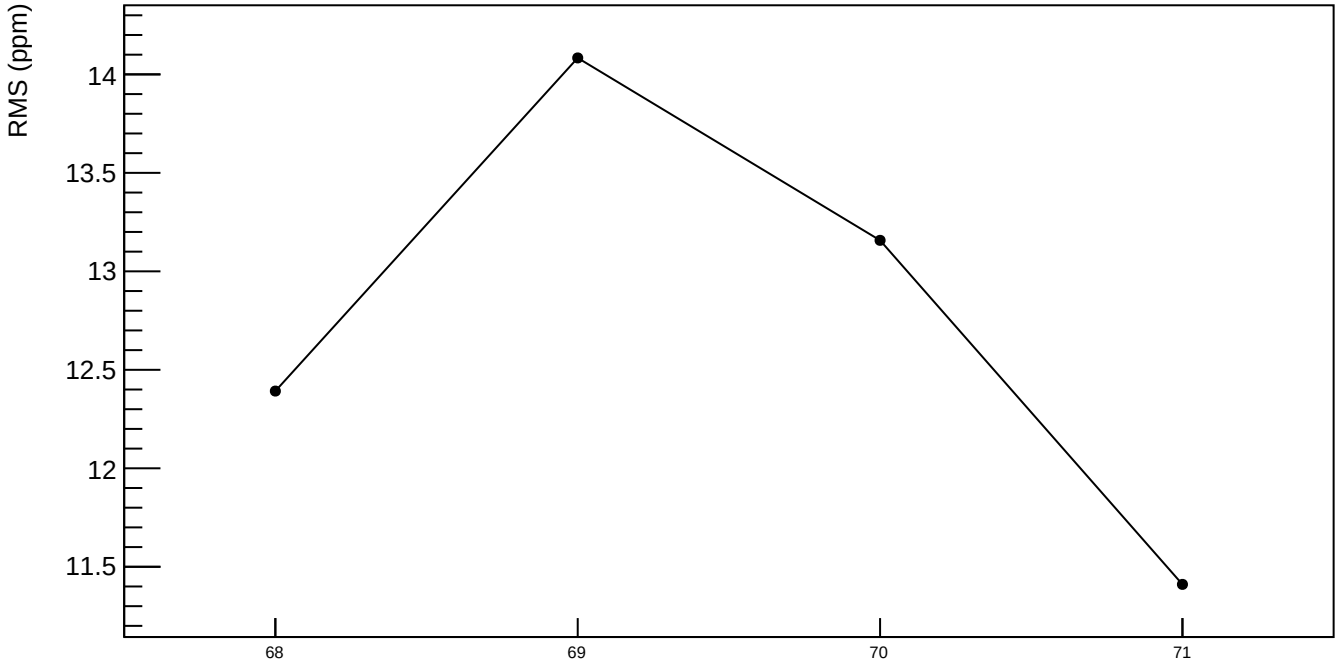

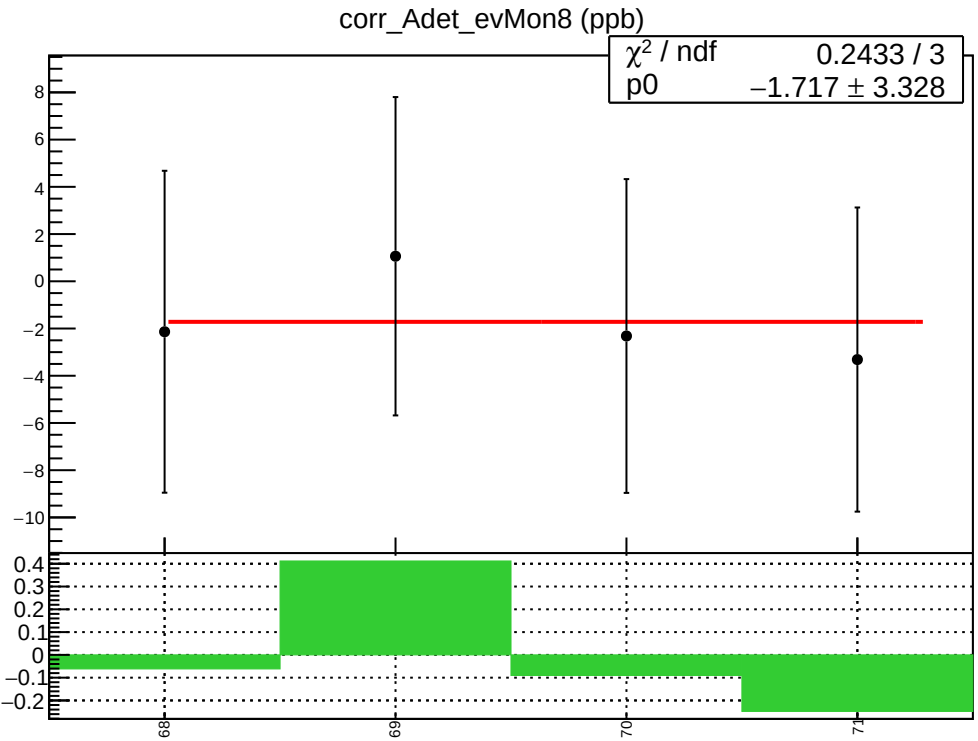
corr_Adet_evMon8 (ppb)
χ² / ndf 0.2433 / 3
p0 −1.717 ± 3.328
8
6
4
2
0
−2
−4
−6
−8
−10
0.4
0.3
0.2
0.1
0
−0.1
−0.2
68
69
70
71

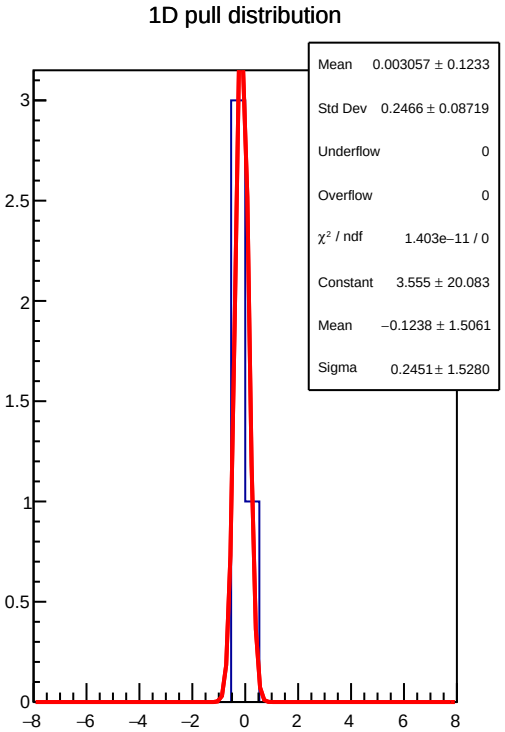
1D pull distribution
Mean 0.003057 ± 0.1233
Std Dev 0.2466 ± 0.08719
Underflow 0
Overflow 0
χ² / ndf 1.403e−11 / 0
Constant 3.555 ± 20.083
Mean −0.1238 ± 1.5061
Sigma 0.2451 ± 1.5280
3
2.5
2
1.5
1
0.5
0
−8
−6
−4
−2
0
2
4
6
8

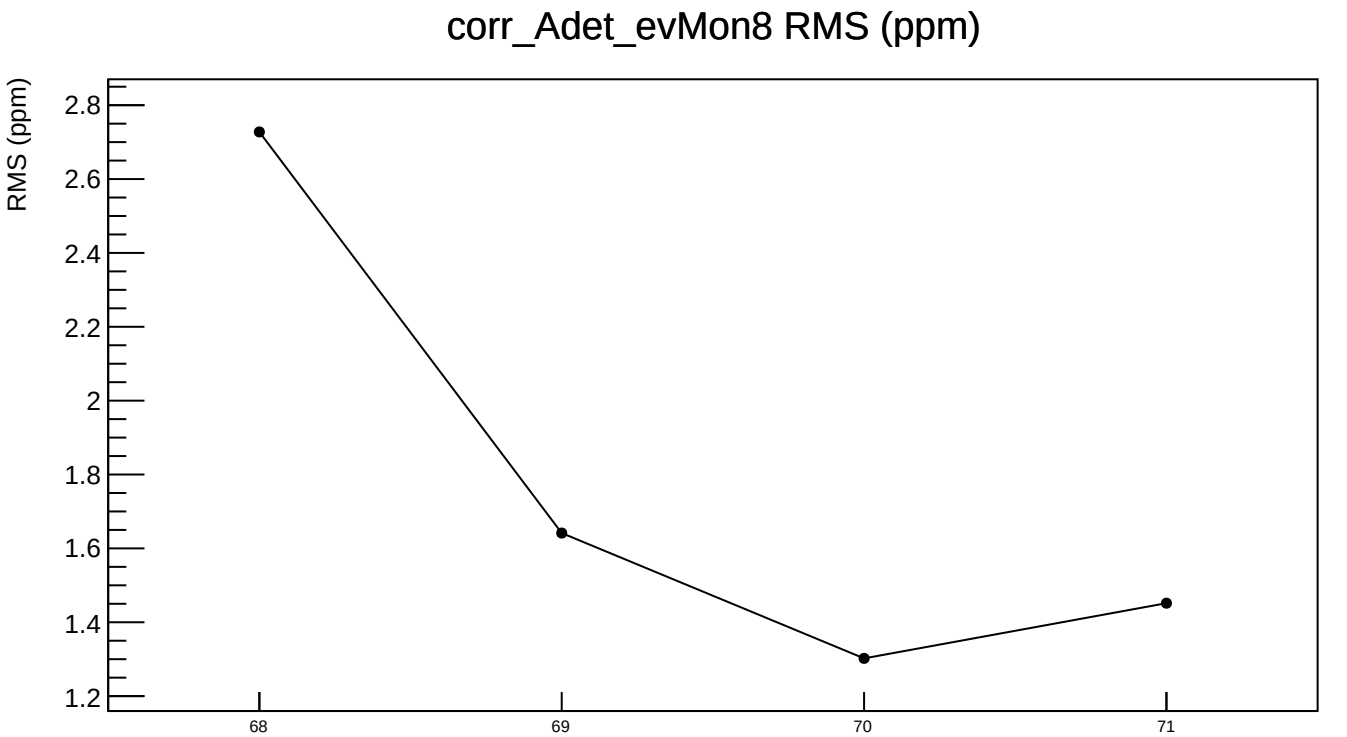
corr_Adet_evMon8 RMS (ppm)
RMS (ppm)
2.8
2.6
2.4
2.2
2
1.8
1.6
1.4
1.2
68
69
70
71

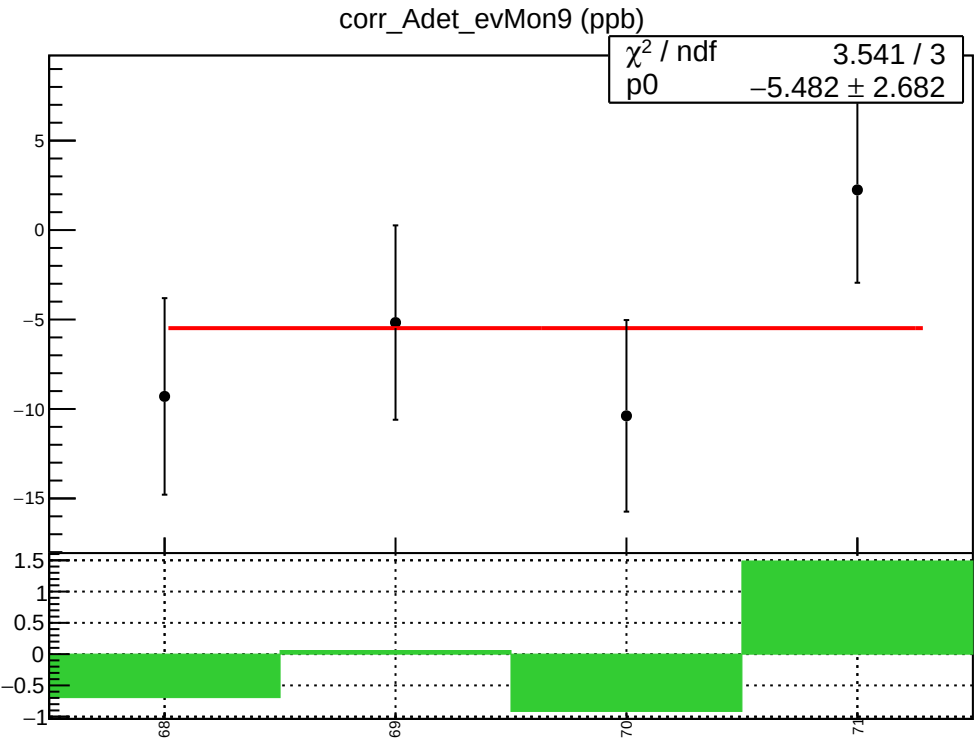
corr_Adet_evMon9 (ppb)
χ² / ndf 3.541 / 3
p0 −5.482 ± 2.682
5
0
−5
−10
−15
1.5
1
0.5
0
−0.5
−1
68
69
70
71

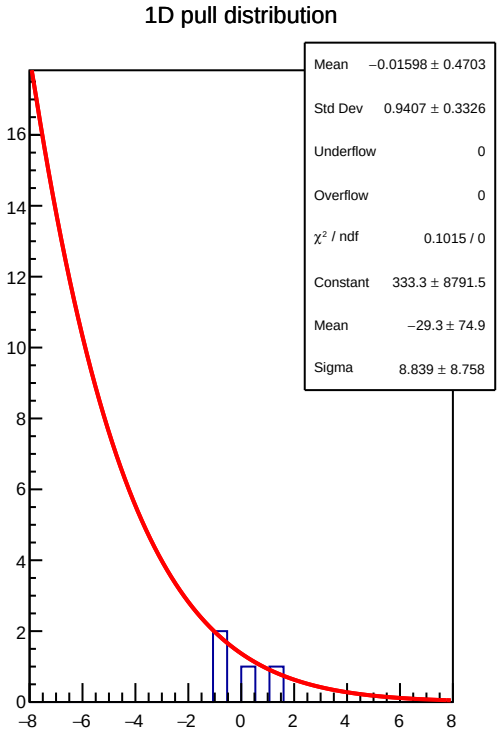
1D pull distribution
Mean −0.01598 ± 0.4703
Std Dev 0.9407 ± 0.3326
Underflow 0
Overflow 0
χ² / ndf 0.1015 / 0
Constant 333.3 ± 8791.5
Mean −29.3 ± 74.9
Sigma 8.839 ± 8.758
16
14
12
10
8
6
4
2
0
−8
−6
−4
−2
0
2
4
6
8

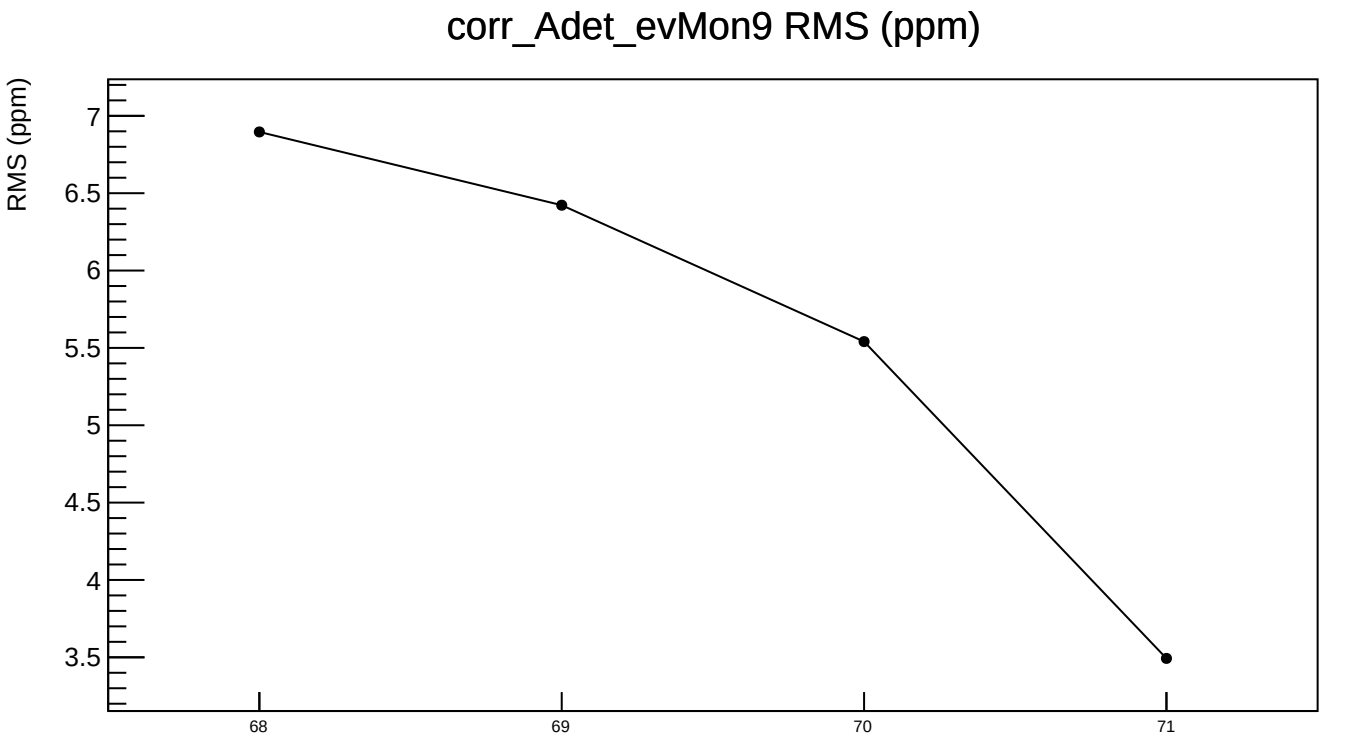
corr_Adet_evMon9 RMS (ppm)
RMS (ppm)
7
6.5
6
5.5
5
4.5
4
3.5
68
69
70
71

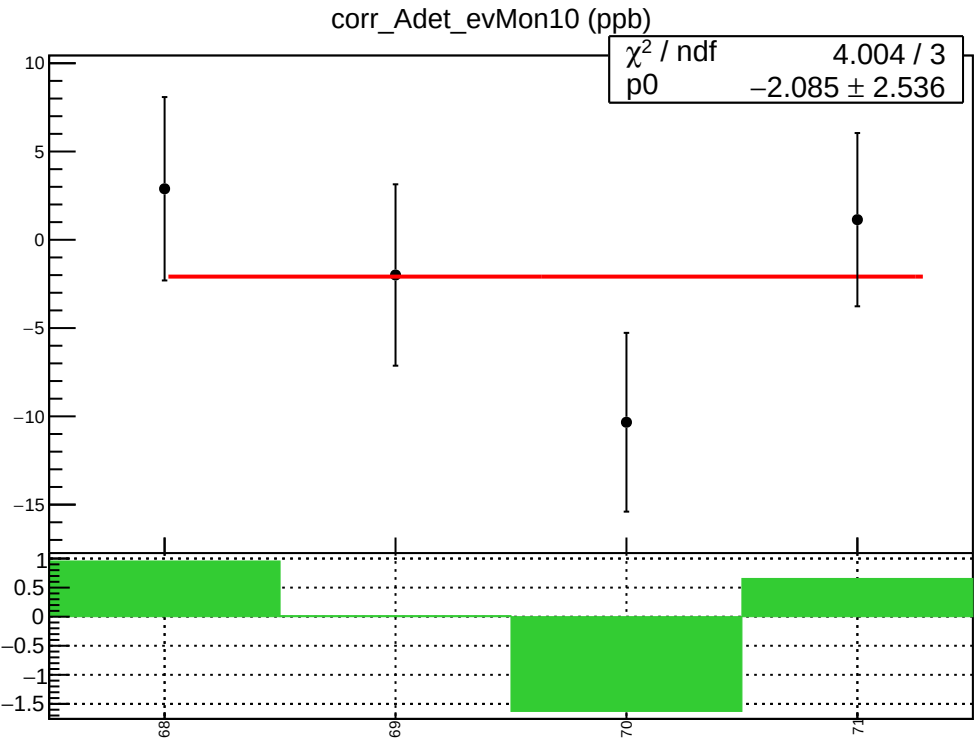
corr_Adet_evMon10 (ppb)
χ² / ndf 4.004 / 3
p0 −2.085 ± 2.536
10
5
0
−5
−10
−15
1
0.5
0
−0.5
−1
−1.5
68
69
70
71

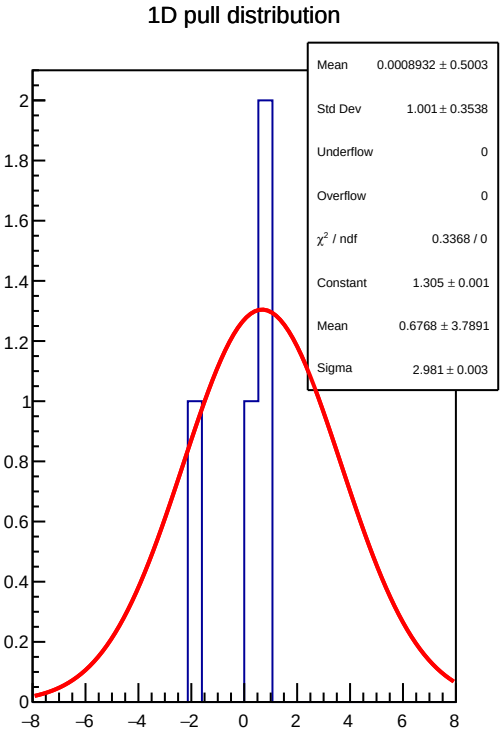
1D pull distribution
Mean 0.0008932 ± 0.5003
Std Dev 1.001 ± 0.3538
Underflow 0
Overflow 0
χ² / ndf 0.3368 / 0
Constant 1.305 ± 0.001
Mean 0.6768 ± 3.7891
Sigma 2.981 ± 0.003
2
1.8
1.6
1.4
1.2
1
0.8
0.6
0.4
0.2
0
−8
−6
−4
−2
0
2
4
6
8

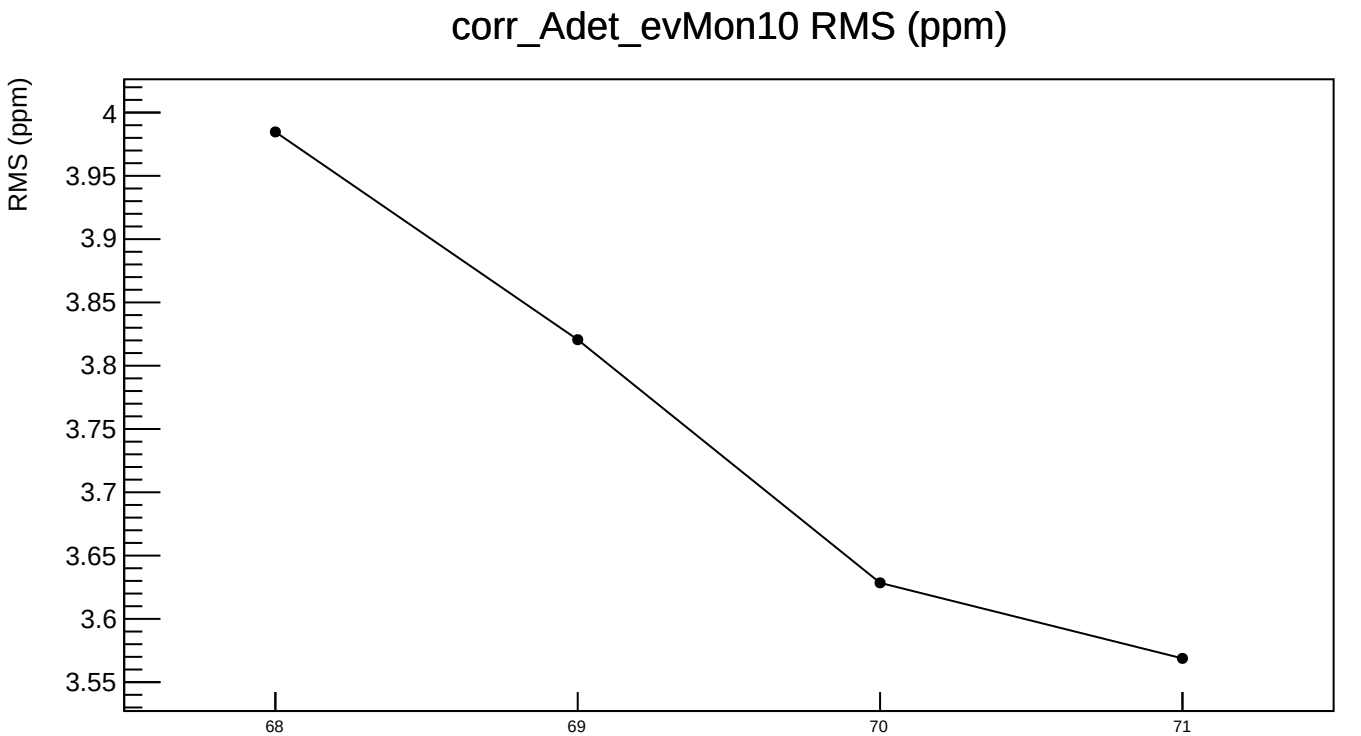
corr_Adet_evMon10 RMS (ppm)
RMS (ppm)
4
3.95
3.9
3.85
3.8
3.75
3.7
3.65
3.6
3.55
68
69
70
71

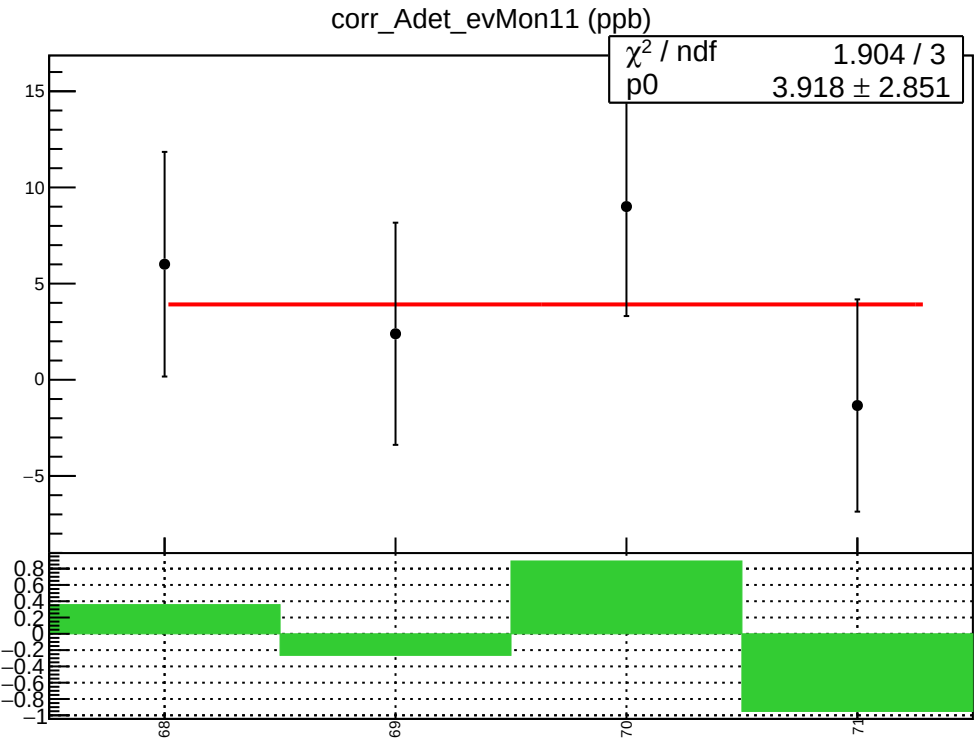
corr_Adet_evMon11 (ppb)
χ² / ndf 1.904 / 3
p0 3.918 ± 2.851
15
10
5
0
−5
0.8
0.6
0.4
0.2
0
−0.2
−0.4
−0.6
−0.8
−1
68
69
70
71

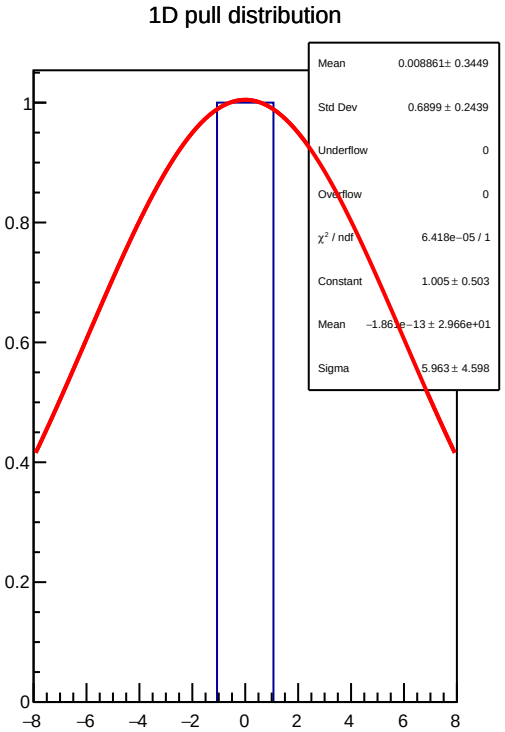
1D pull distribution
Mean 0.008861 ± 0.3449
Std Dev 0.6899 ± 0.2439
Underflow 0
Overflow 0
χ² / ndf 6.418e−05 / 1
Constant 1.005 ± 0.503
Mean −1.861e−13 ± 2.966e+01
Sigma 5.963 ± 4.598
1
0.8
0.6
0.4
0.2
0
−8
−6
−4
−2
0
2
4
6
8

corr_Adet_evMon11 RMS (ppm)

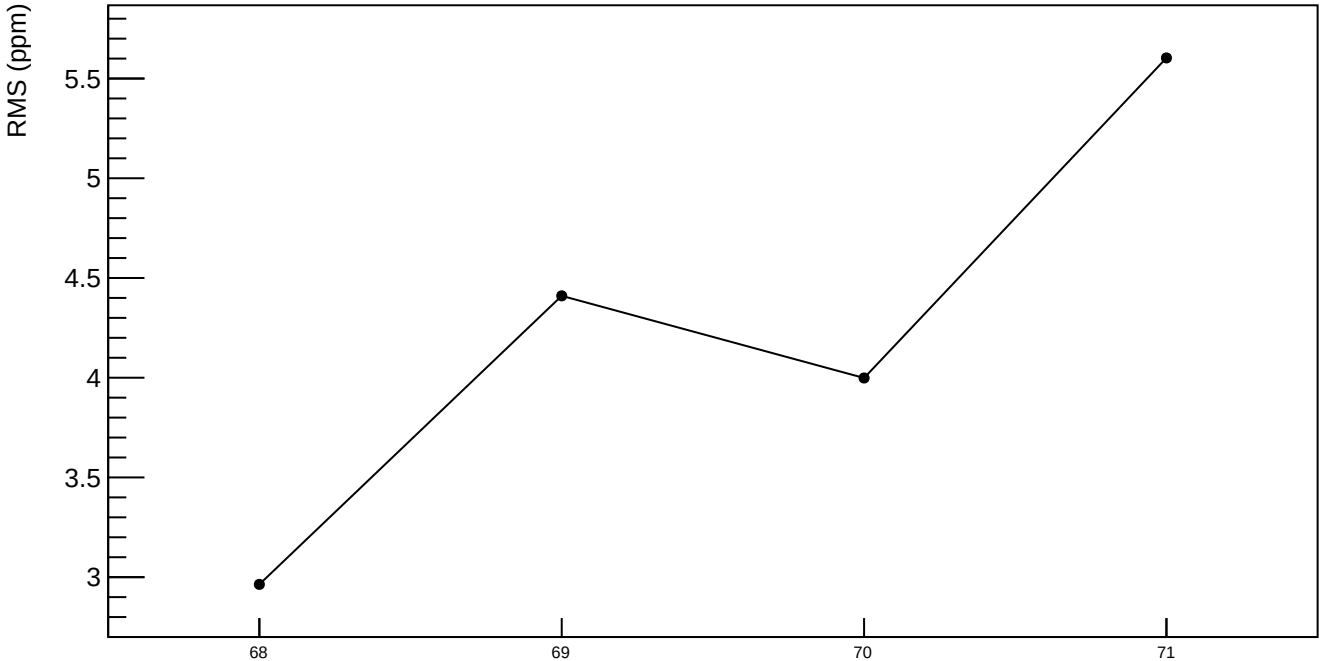

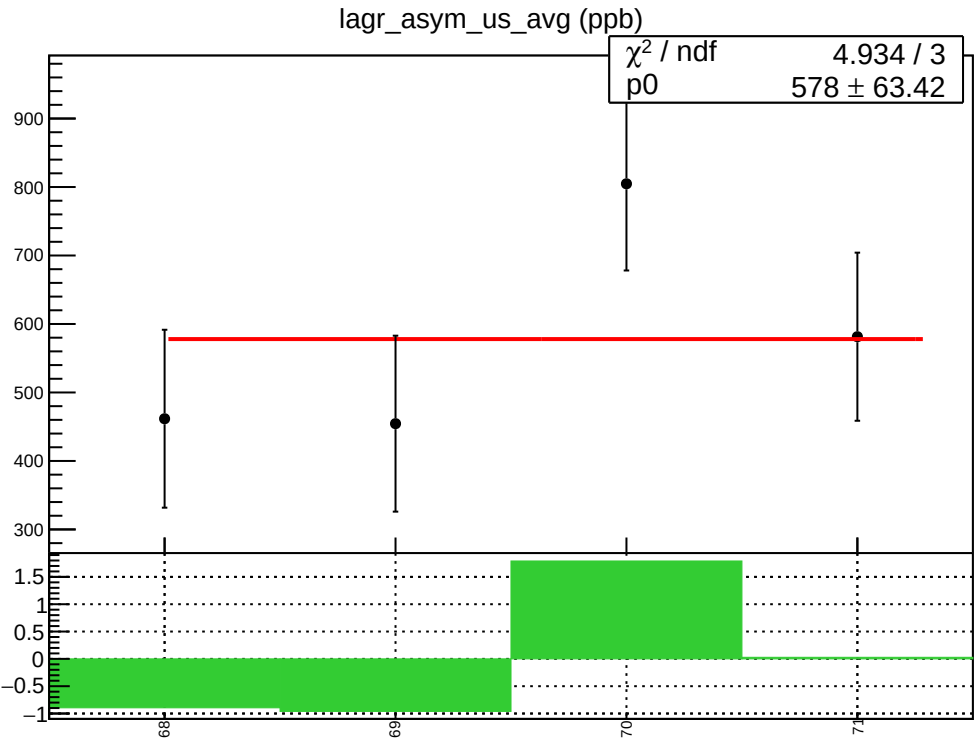
lagr_asym_us_avg (ppb)
χ^2 / ndf 4.934 / 3
p0 578 ± 63.42
900
800
700
600
500
400
300
1.5
1
0.5
0
−0.5
−1
68
69
70
71

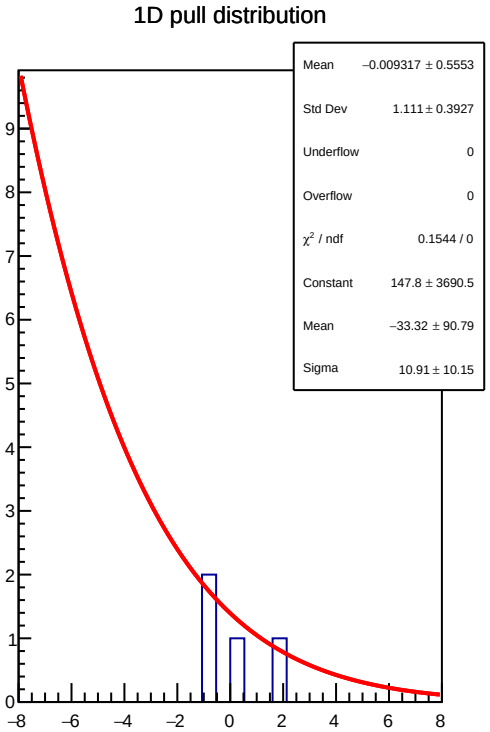
1D pull distribution
Mean −0.009317 ± 0.5553
Std Dev 1.111 ± 0.3927
Underflow 0
Overflow 0
χ^2 / ndf 0.1544 / 0
Constant 147.8 ± 3690.5
Mean −33.32 ± 90.79
Sigma 10.91 ± 10.15
9
8
7
6
5
4
3
2
1
0
−8
−6
−4
−2
0
2
4
6
8

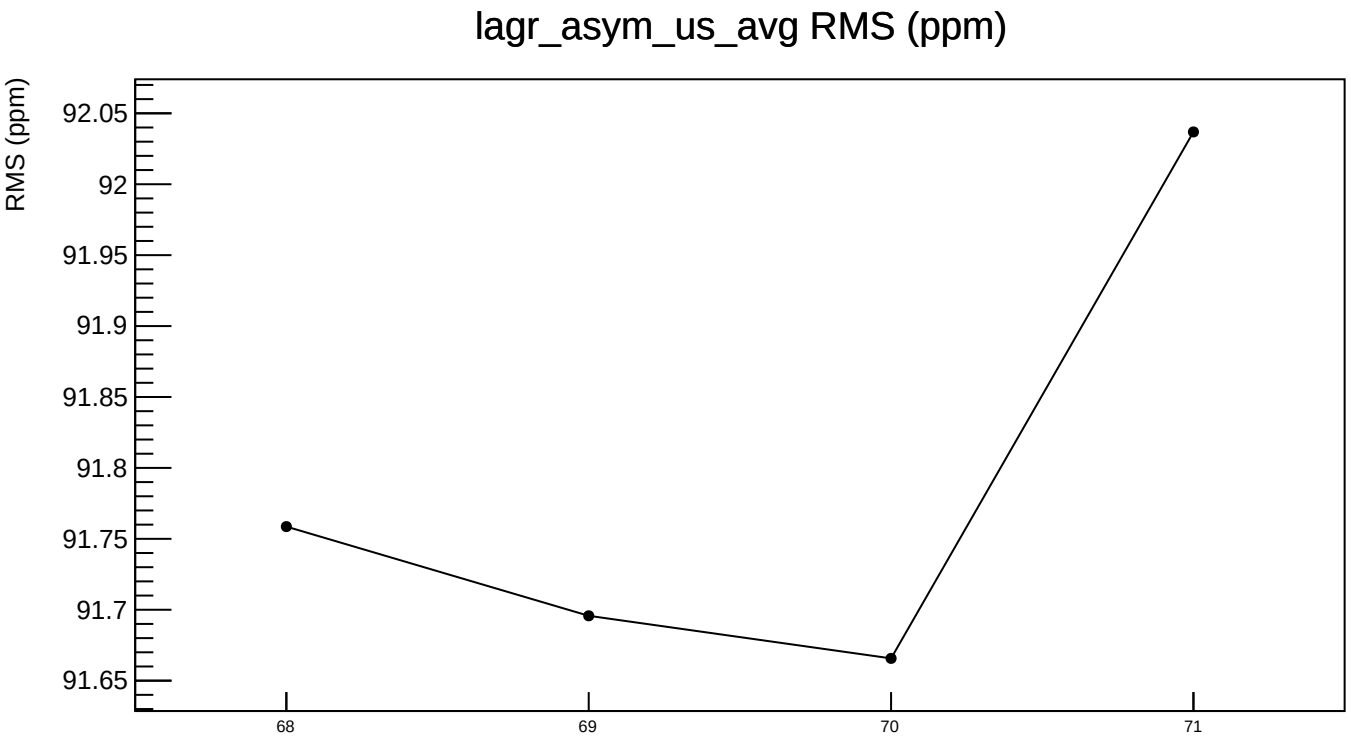
lagr_asym_us_avg RMS (ppm)
RMS (ppm)
92.05
92
91.95
91.9
91.85
91.8
91.75
91.7
91.65
68
69
70
71

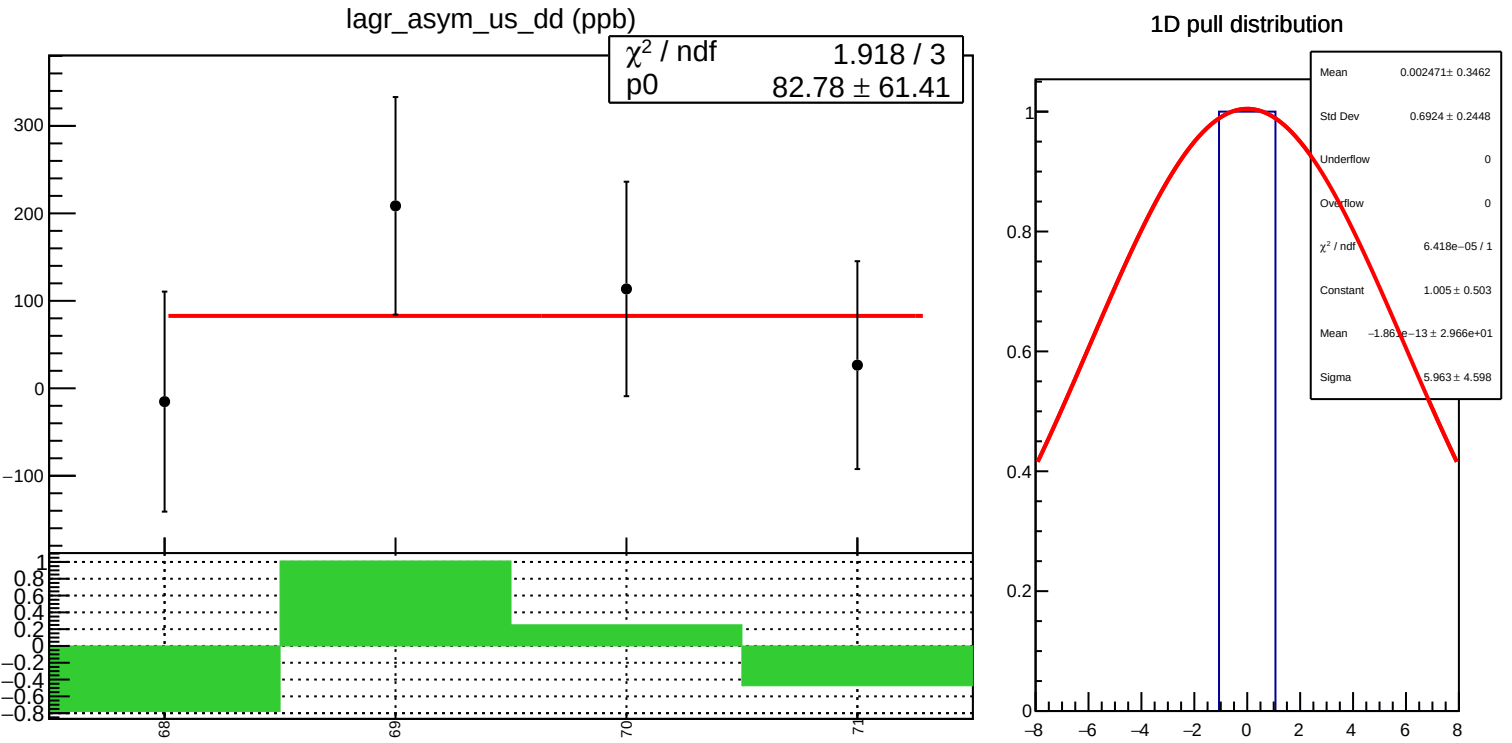
lagr_asym_us_dd (ppb)
χ² / ndf 1.918 / 3
p0 82.78 ± 61.41
300
200
100
0
−100
1
0.8
0.6
0.4
0.2
0
−0.2
−0.4
−0.6
−0.8
68
69
70
71
1D pull distribution
Mean 0.002471 ± 0.3462
Std Dev 0.6924 ± 0.2448
Underflow 0
Overflow 0
χ² / ndf 6.418e−05 / 1
Constant 1.005 ± 0.503
Mean −1.861e−13 ± 2.966e+01
Sigma 5.963 ± 4.598
1
0.8
0.6
0.4
0.2
0
−8
−6
−4
−2
0
2
4
6
8

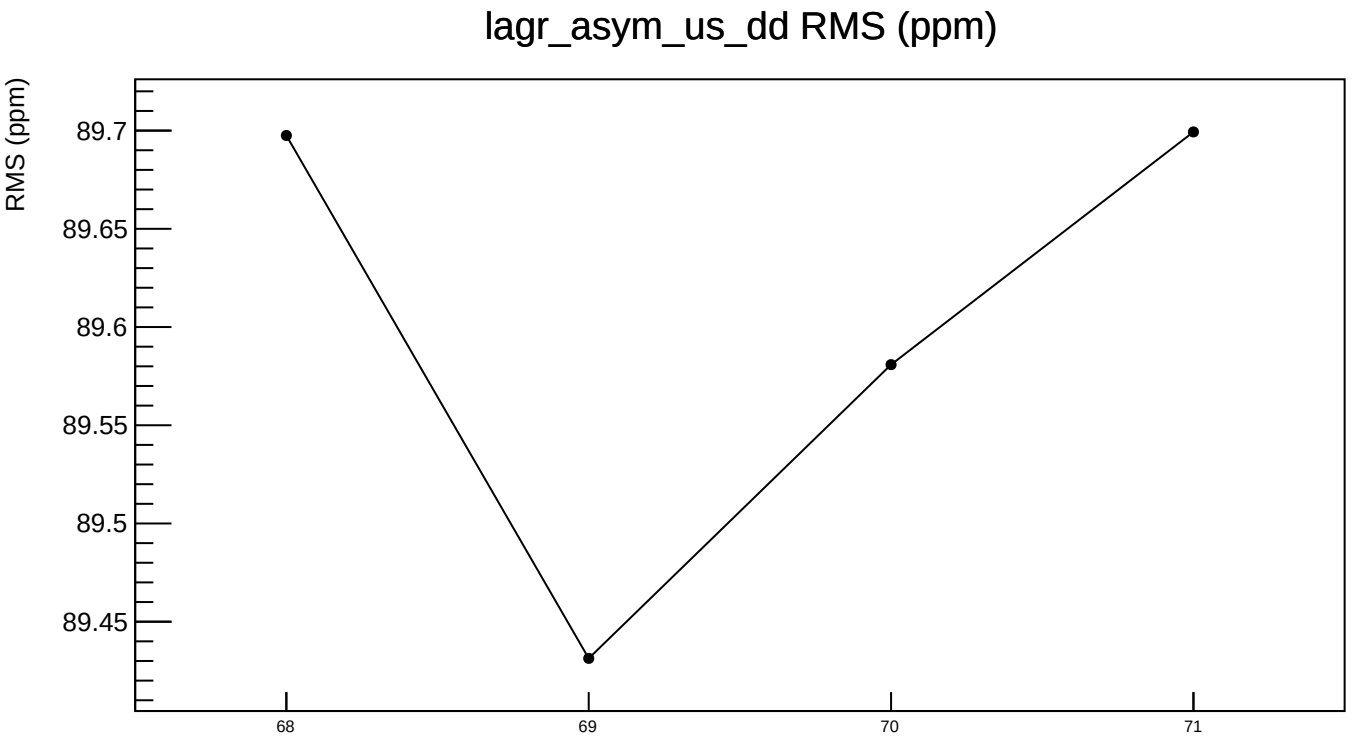
lagr_asym_us_dd RMS (ppm)
RMS (ppm)
89.7
89.65
89.6
89.55
89.5
89.45
68
69
70
71

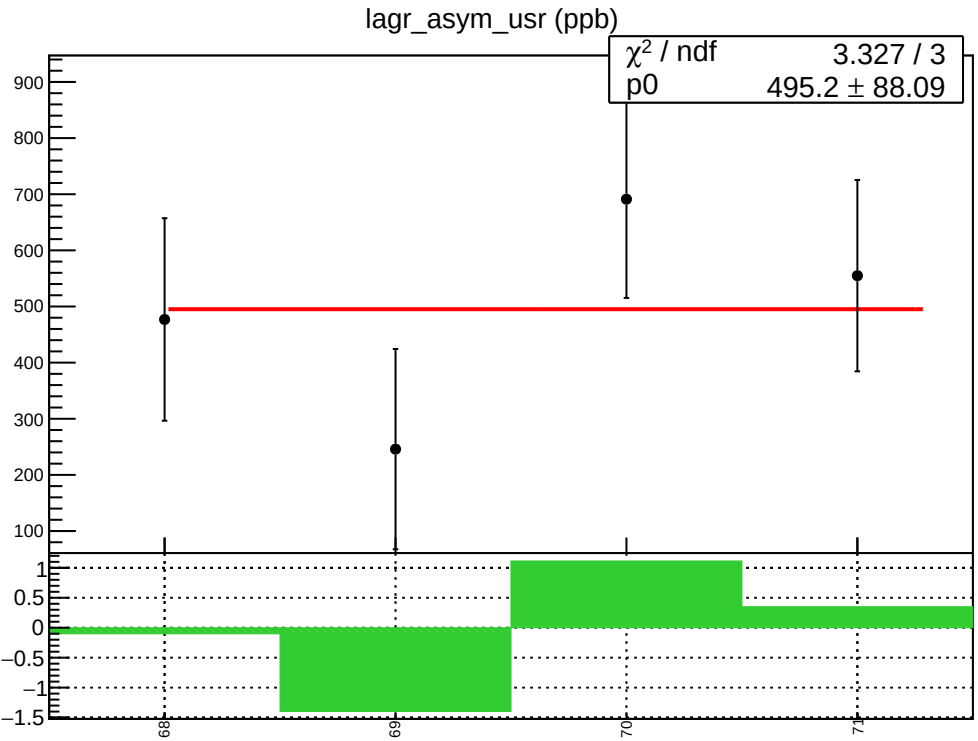
lagr_asym_usr (ppb)
χ² / ndf 3.327 / 3
p0 495.2 ± 88.09
900
800
700
600
500
400
300
200
100
1
0.5
0
−0.5
−1
−1.5
68
69
70
71

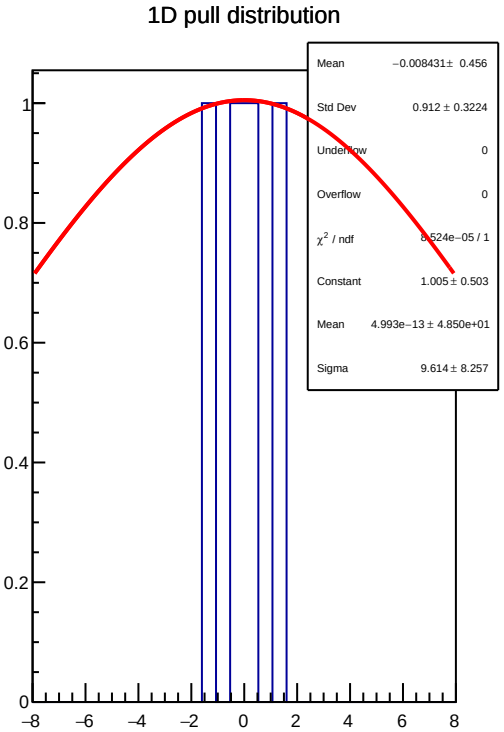
1D pull distribution
Mean −0.008431 ± 0.456
Std Dev 0.912 ± 0.3224
Underflow 0
Overflow 0
χ² / ndf 8.524e−05 / 1
Constant 1.005 ± 0.503
Mean 4.993e−13 ± 4.850e+01
Sigma 9.614 ± 8.257
1
0.8
0.6
0.4
0.2
0
−8
−6
−4
−2
0
2
4
6
8

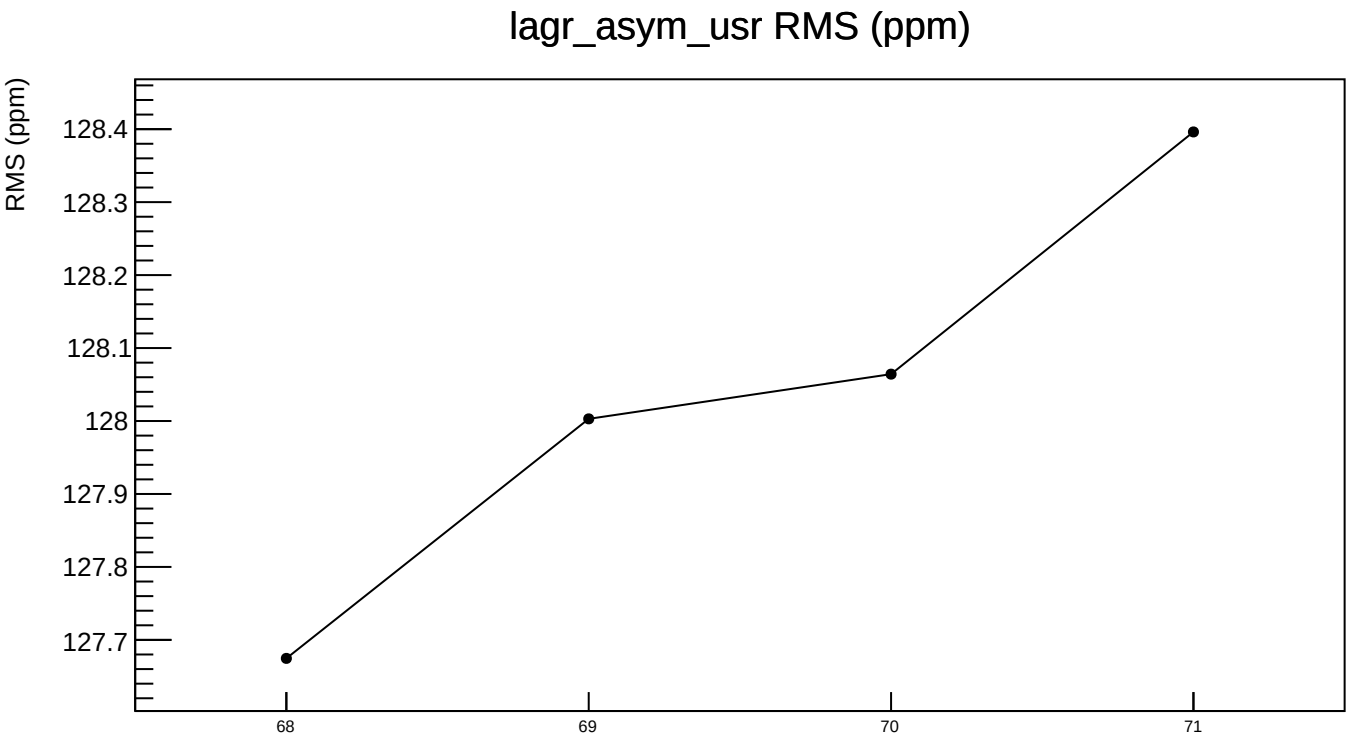
lagr_asym_usr RMS (ppm)
RMS (ppm)
128.4
128.3
128.2
128.1
128
127.9
127.8
127.7
68
69
70
71

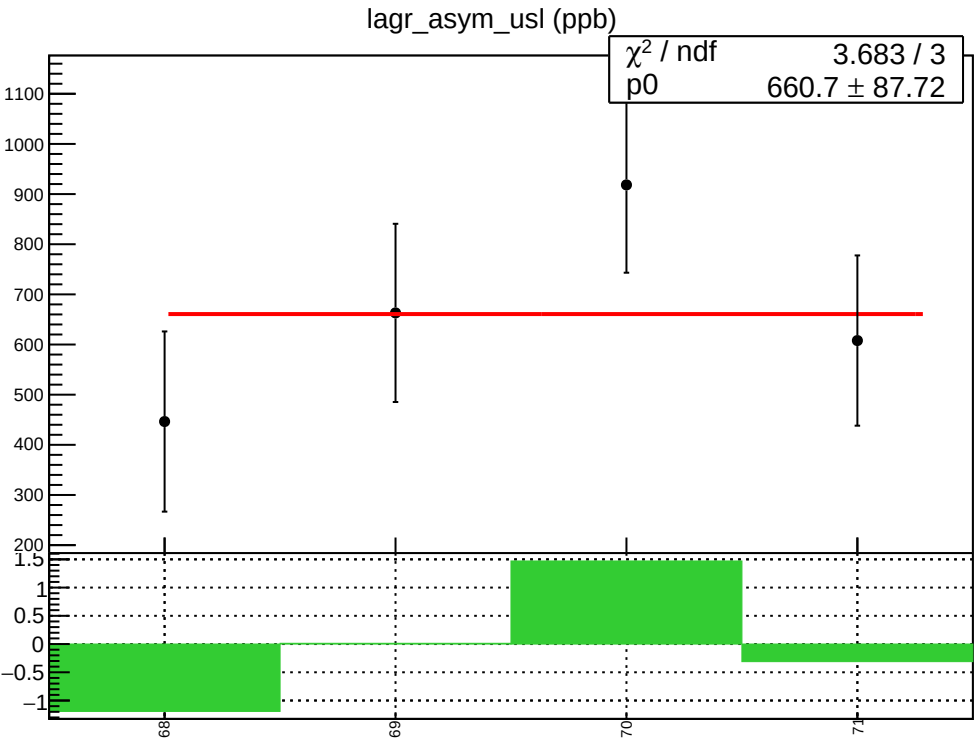
lagr_asym_usl (ppb)
χ² / ndf 3.683 / 3
p0 660.7 ± 87.72
1100
1000
900
800
700
600
500
400
300
200
1.5
1
0.5
0
−0.5
−1
68
69
70
71

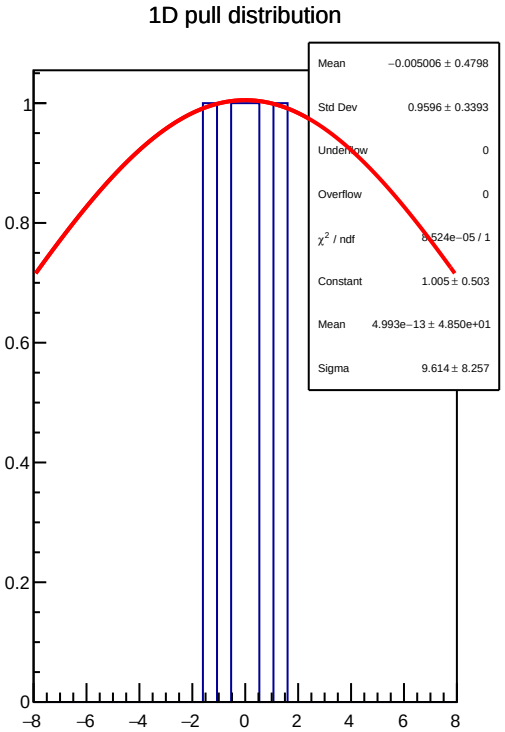
1D pull distribution
Mean −0.005006 ± 0.4798
Std Dev 0.9596 ± 0.3393
Underflow 0
Overflow 0
χ² / ndf 8.524e−05 / 1
Constant 1.005 ± 0.503
Mean 4.993e−13 ± 4.850e+01
Sigma 9.614 ± 8.257
1
0.8
0.6
0.4
0.2
0
−8
−6
−4
−2
0
2
4
6
8

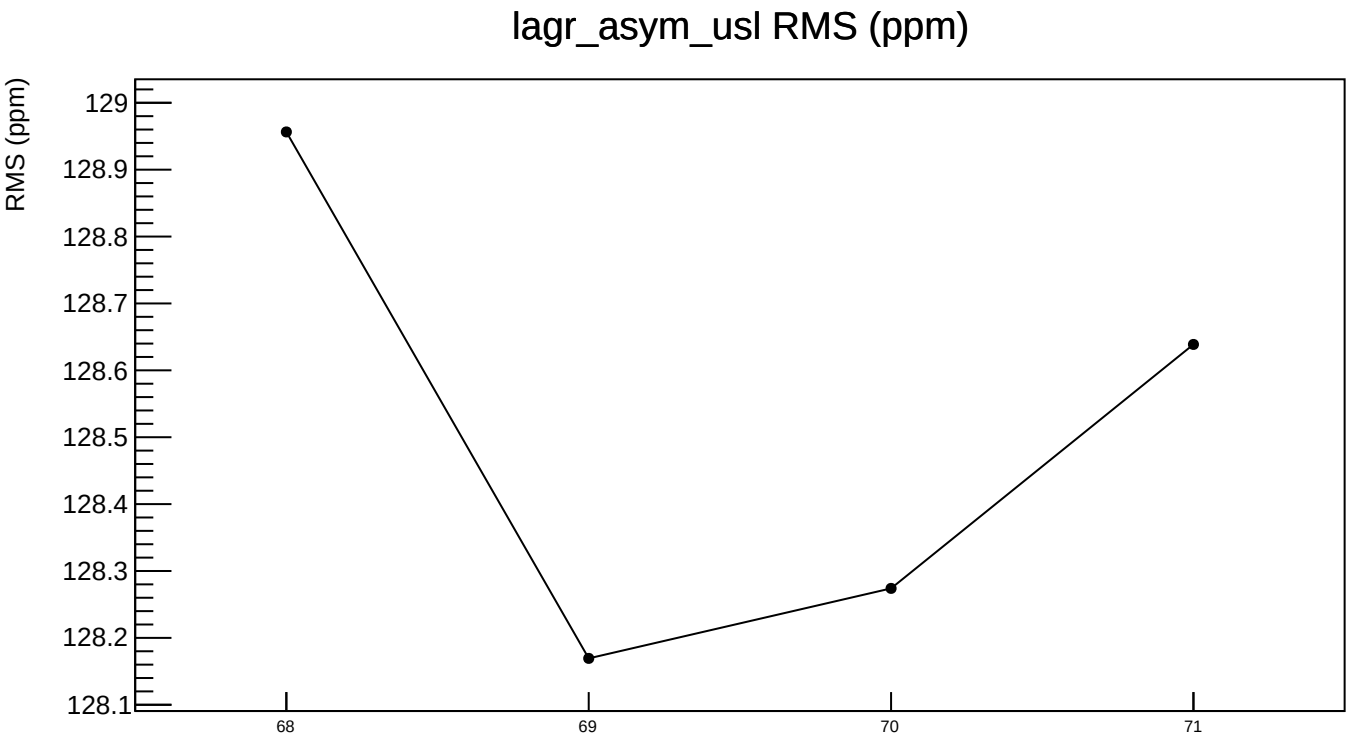
lagr_asym_usl RMS (ppm)
RMS (ppm)
129
128.9
128.8
128.7
128.6
128.5
128.4
128.3
128.2
128.1
68
69
70
71

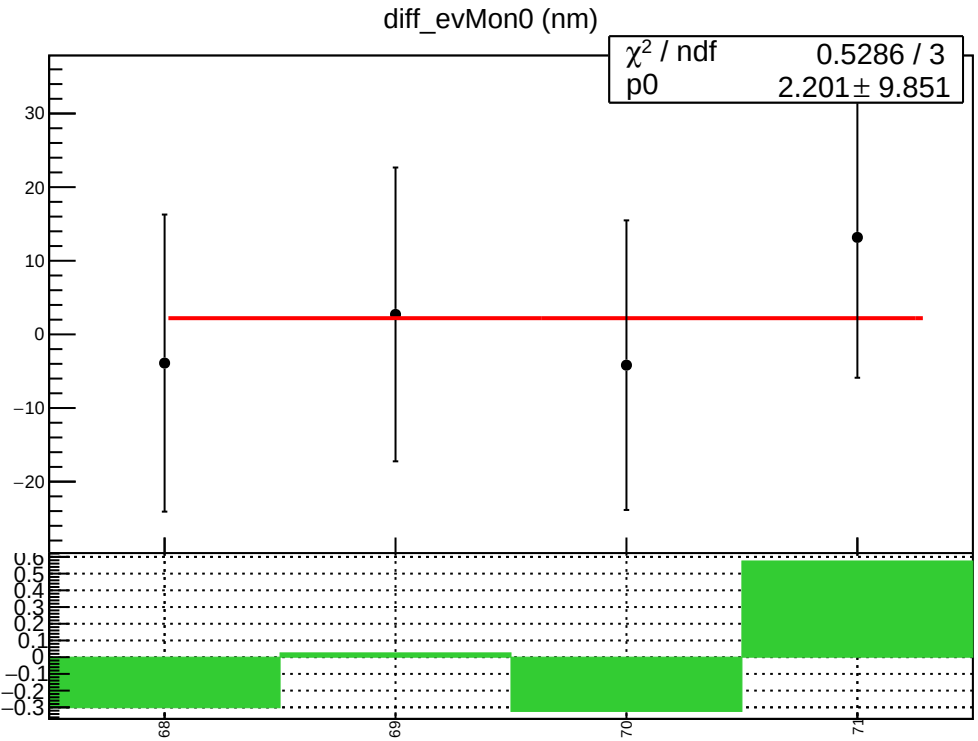
diff_evMon0 (nm)
χ² / ndf 0.5286 / 3
p0 2.201 ± 9.851
30
20
10
0
−10
−20
0.6
0.5
0.4
0.3
0.2
0.1
0
−0.1
−0.2
−0.3
68
69
70
71

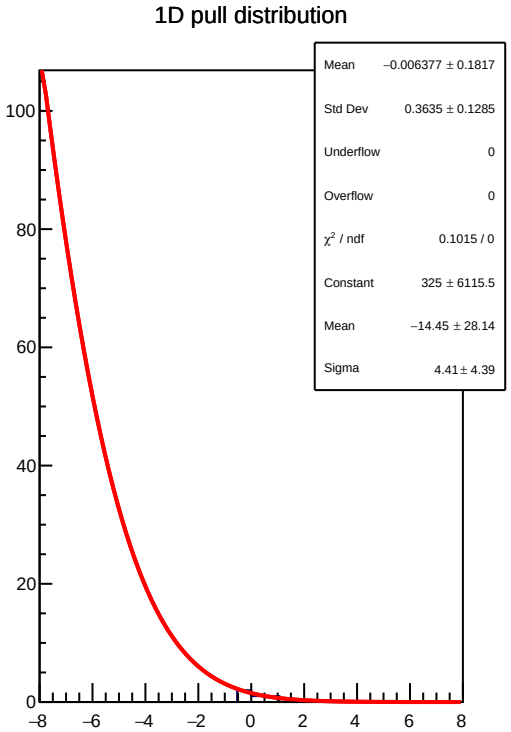
1D pull distribution
Mean −0.006377 ± 0.1817
Std Dev 0.3635 ± 0.1285
Underflow 0
Overflow 0
χ² / ndf 0.1015 / 0
Constant 325 ± 6115.5
Mean −14.45 ± 28.14
Sigma 4.41 ± 4.39
100
80
60
40
20
0
−8
−6
−4
−2
0
2
4
6
8

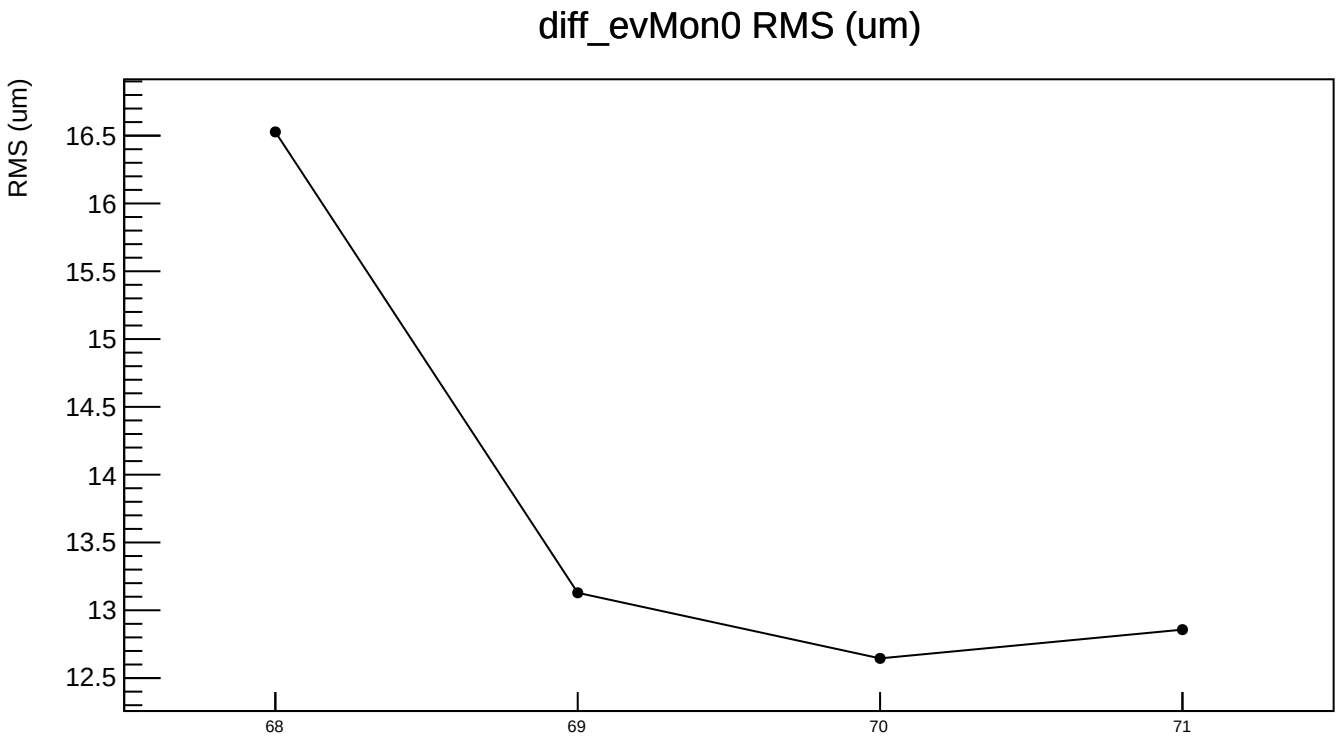
diff_evMon0 RMS (um)
RMS (um)
16.5
16
15.5
15
14.5
14
13.5
13
12.5
68
69
70
71

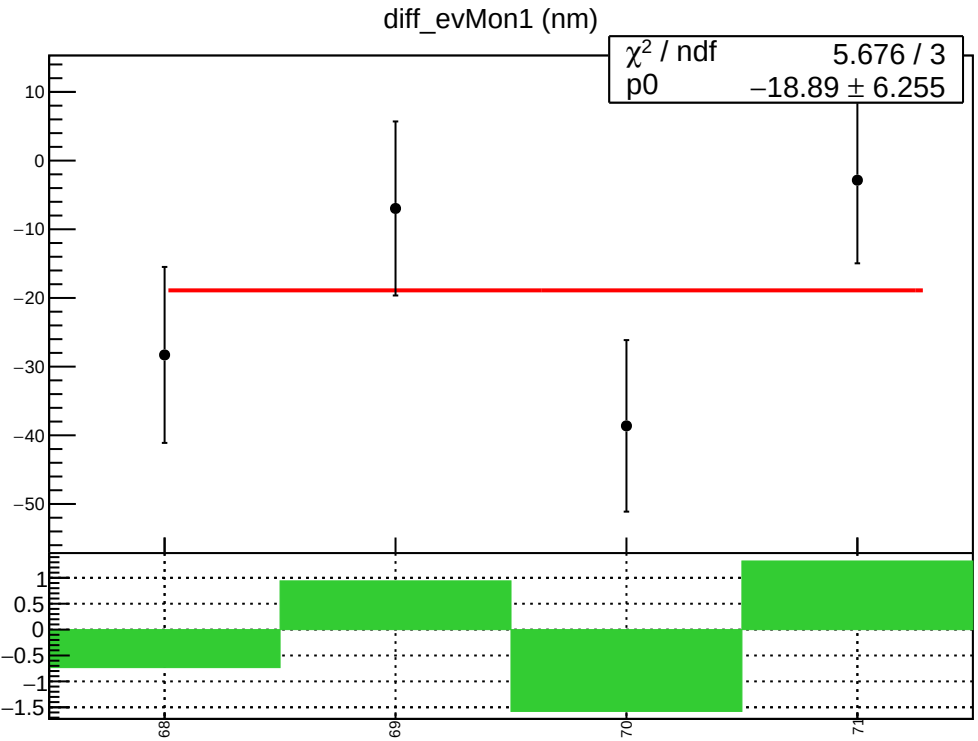
diff_evMon1 (nm)
χ² / ndf 5.676 / 3
p0 −18.89 ± 6.255
10
0
−10
−20
−30
−40
−50
1
0.5
0
−0.5
−1
−1.5
68
69
70
71

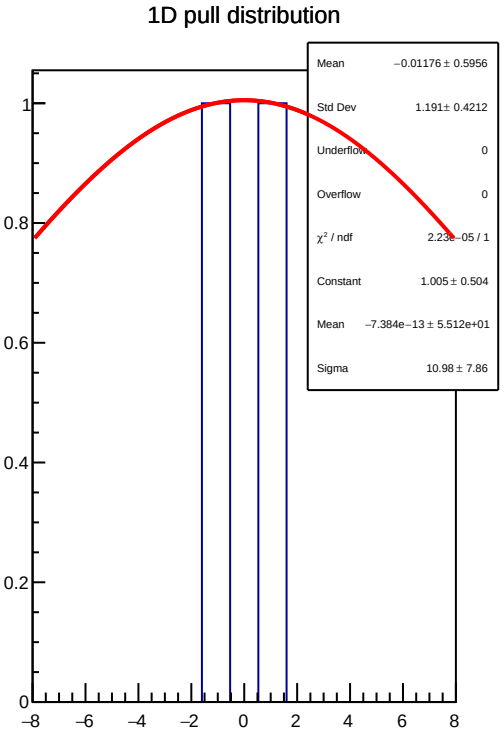
1D pull distribution
Mean −0.01176 ± 0.5956
Std Dev 1.191 ± 0.4212
Underflow 0
Overflow 0
χ² / ndf 2.23e−05 / 1
Constant 1.005 ± 0.504
Mean −7.384e−13 ± 5.512e+01
Sigma 10.98 ± 7.86
1
0.8
0.6
0.4
0.2
0
−8
−6
−4
−2
0
2
4
6
8

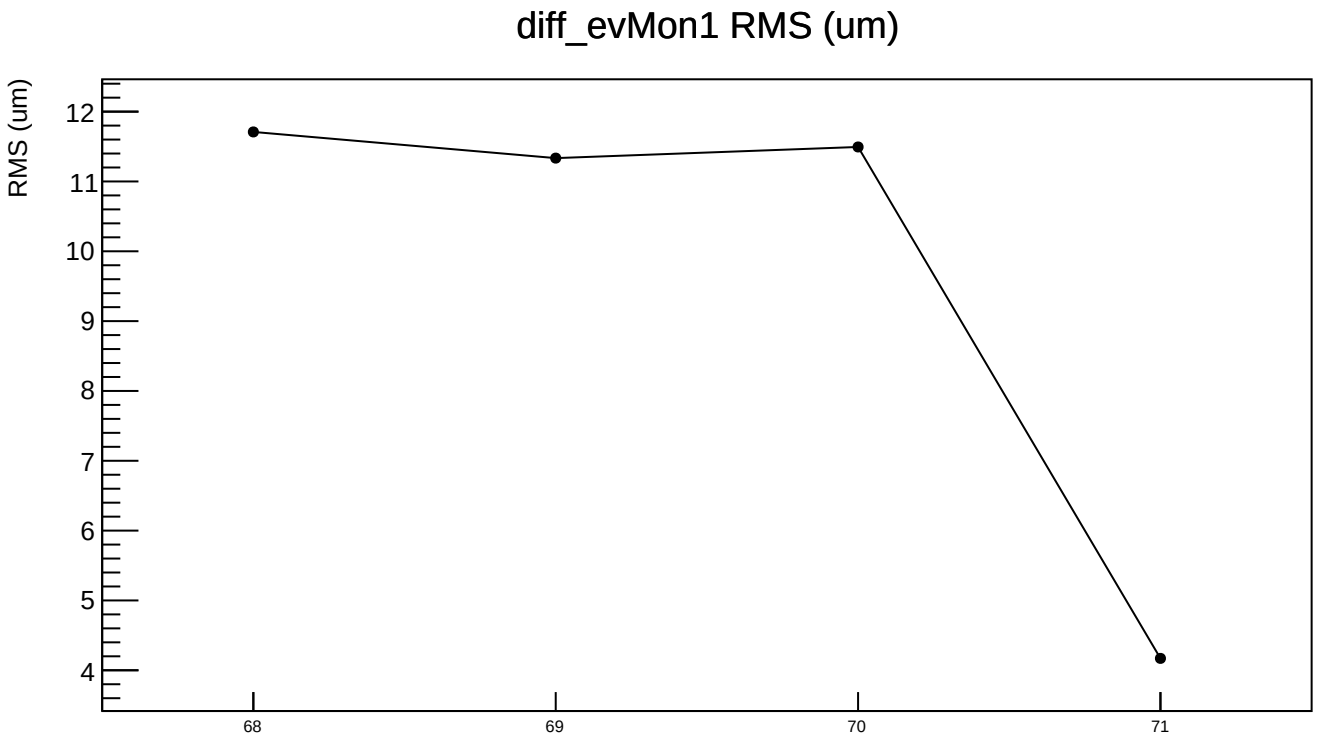
diff_evMon1 RMS (um)
RMS (um)
12
11
10
9
8
7
6
5
4
68
69
70
71

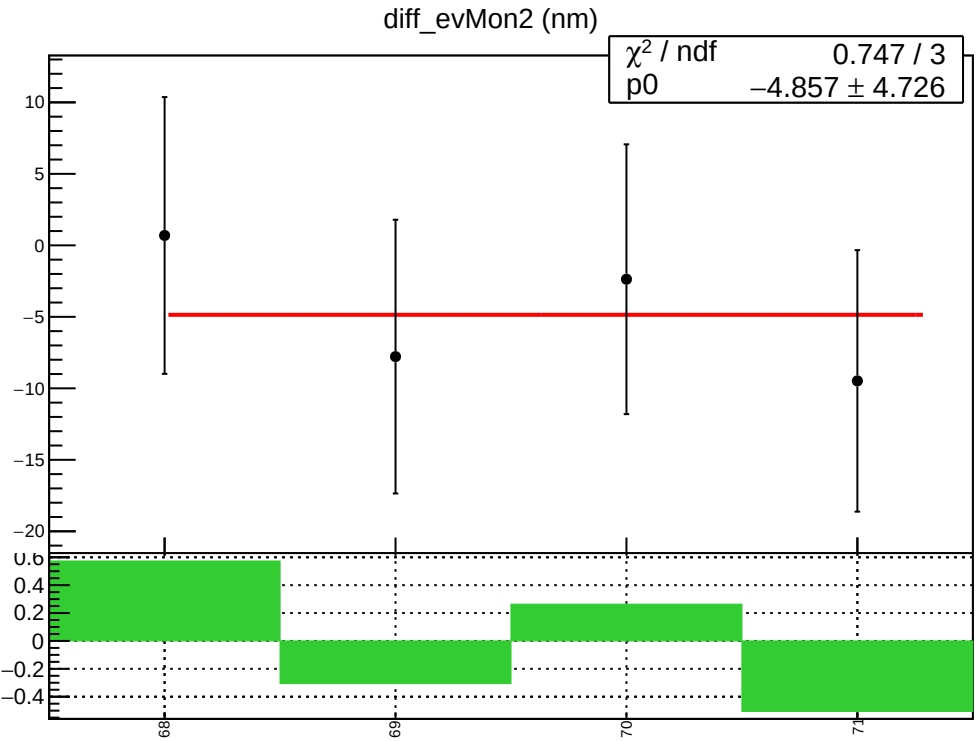
diff_evMon2 (nm)
χ² / ndf 0.747 / 3
p0 −4.857 ± 4.726
10
5
0
−5
−10
−15
−20
0.6
0.4
0.2
0
−0.2
−0.4
68
69
70
71

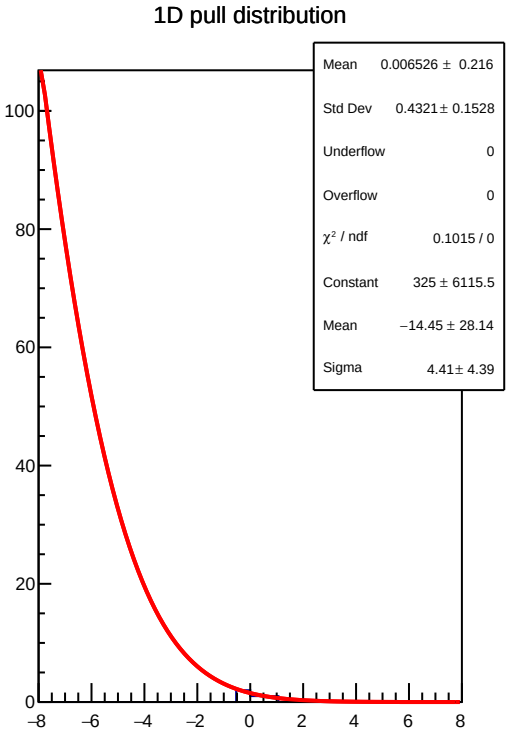
1D pull distribution
Mean 0.006526 ± 0.216
Std Dev 0.4321 ± 0.1528
Underflow 0
Overflow 0
χ² / ndf 0.1015 / 0
Constant 325 ± 6115.5
Mean −14.45 ± 28.14
Sigma 4.41 ± 4.39
100
80
60
40
20
0
−8
−6
−4
−2
0
2
4
6
8

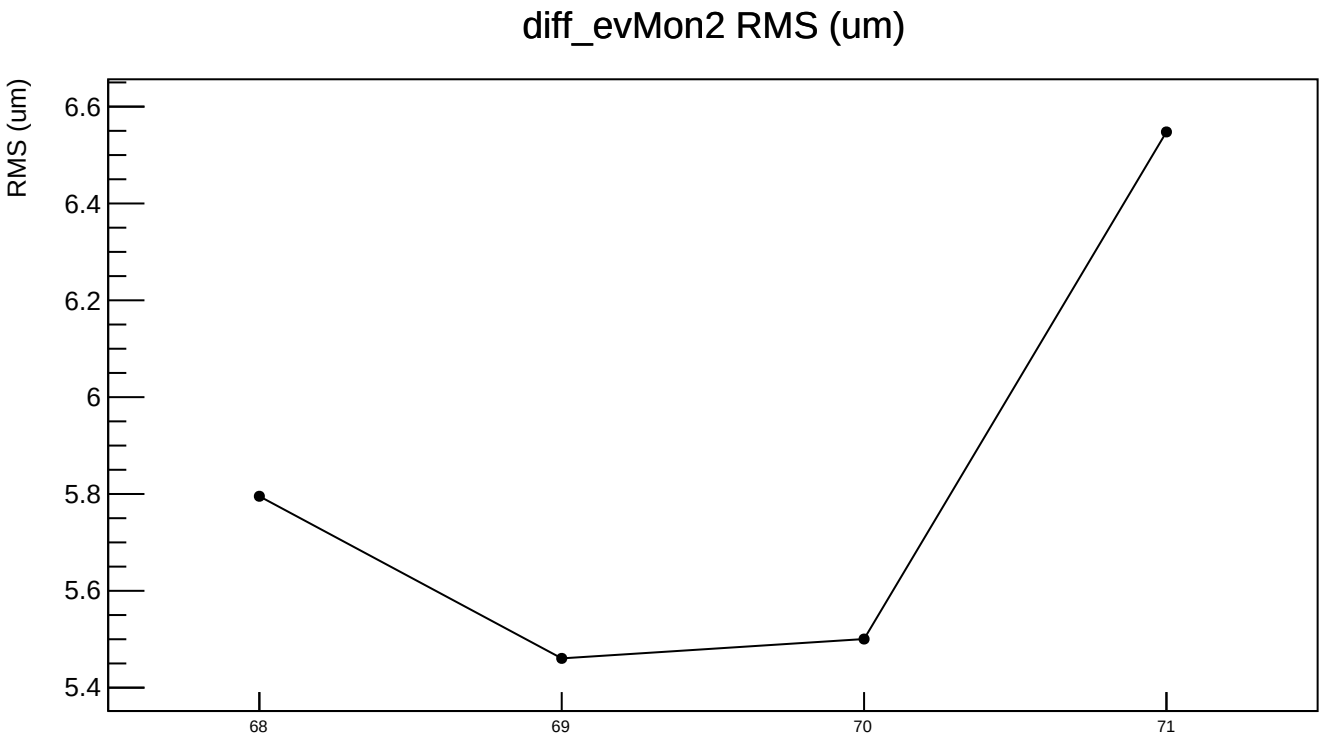
diff_evMon2 RMS (um)
RMS (um)
6.6
6.4
6.2
6
5.8
5.6
5.4
68
69
70
71

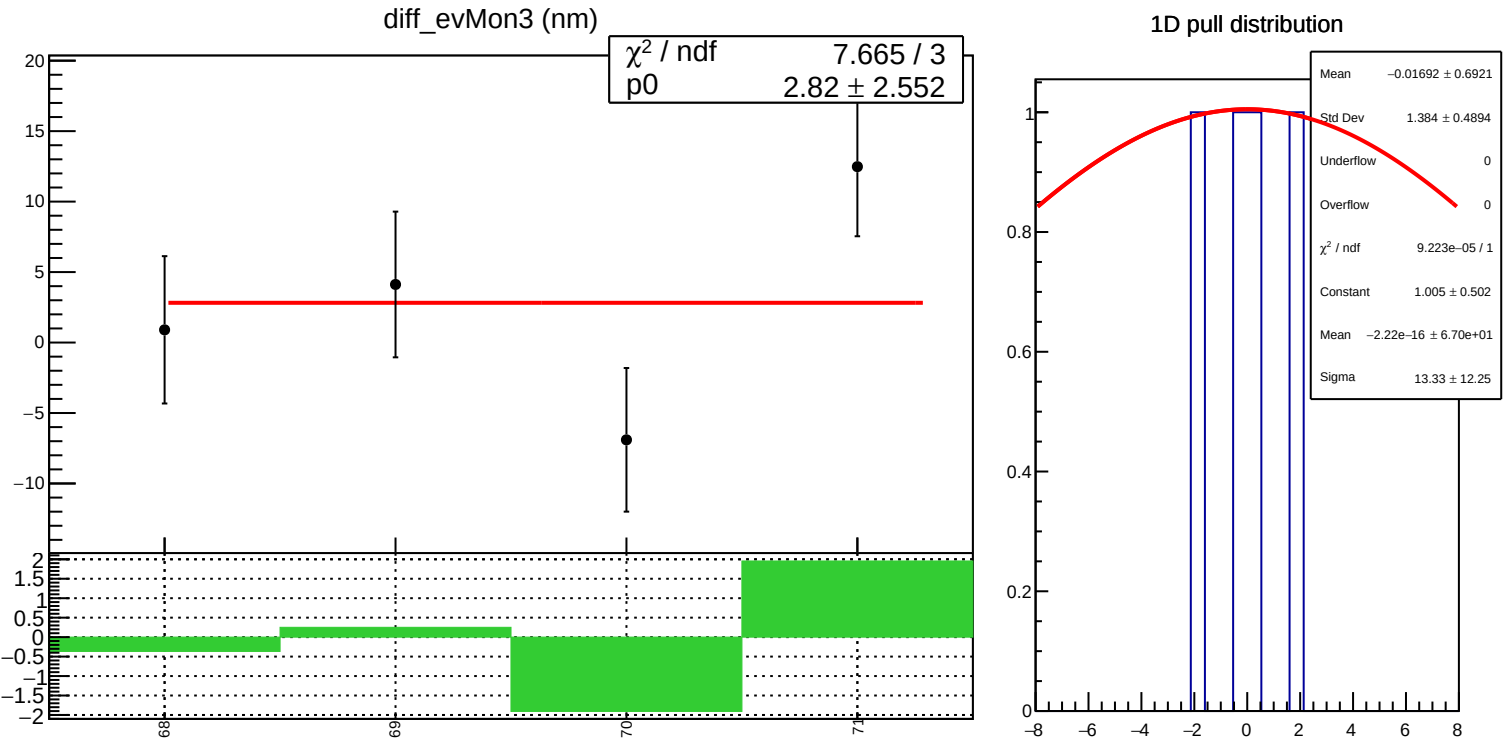
diff_evMon3 (nm)
χ² / ndf 7.665 / 3
p0 2.82 ± 2.552
68
69
70
71
1D pull distribution
Mean −0.01692 ± 0.6921
Std Dev 1.384 ± 0.4894
Underflow 0
Overflow 0
χ² / ndf 9.223e−05 / 1
Constant 1.005 ± 0.502
Mean −2.22e−16 ± 6.70e+01
Sigma 13.33 ± 12.25

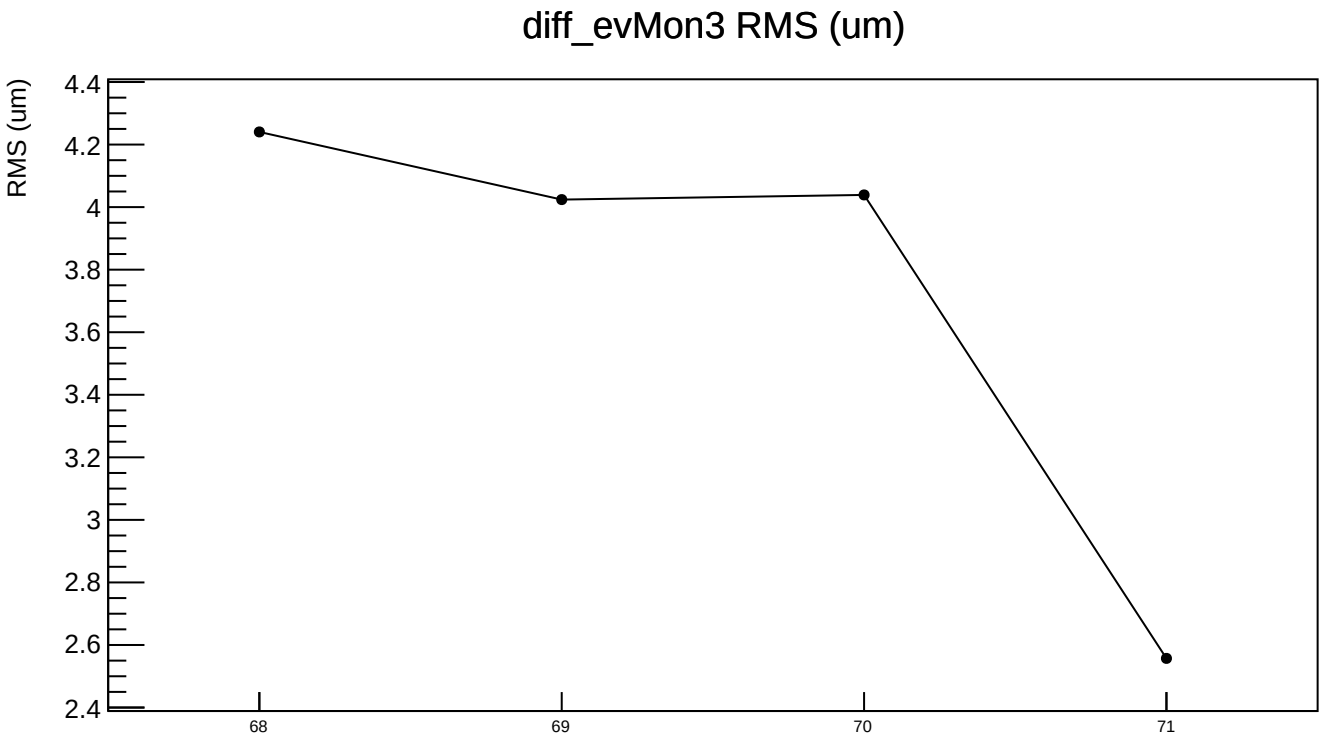
diff_evMon3 RMS (um)
RMS (um)
4.4
4.2
4
3.8
3.6
3.4
3.2
3
2.8
2.6
2.4
68
69
70
71

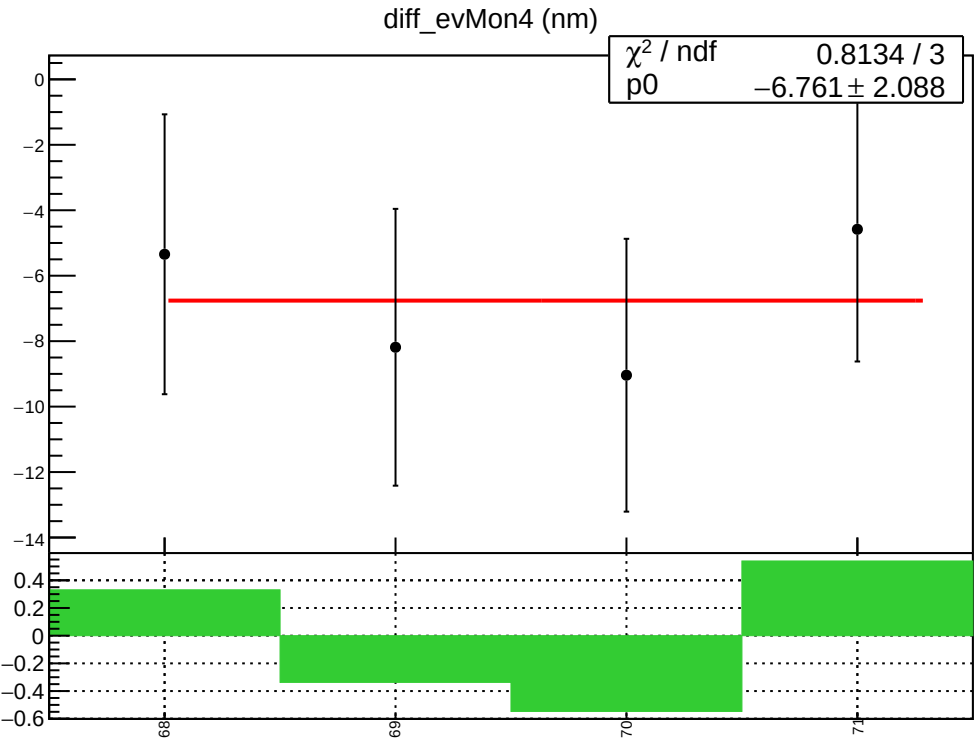
diff_evMon4 (nm)
χ² / ndf 0.8134 / 3
p0 −6.761 ± 2.088
0
−2
−4
−6
−8
−10
−12
−14
0.4
0.2
0
−0.2
−0.4
−0.6
68
69
70
71

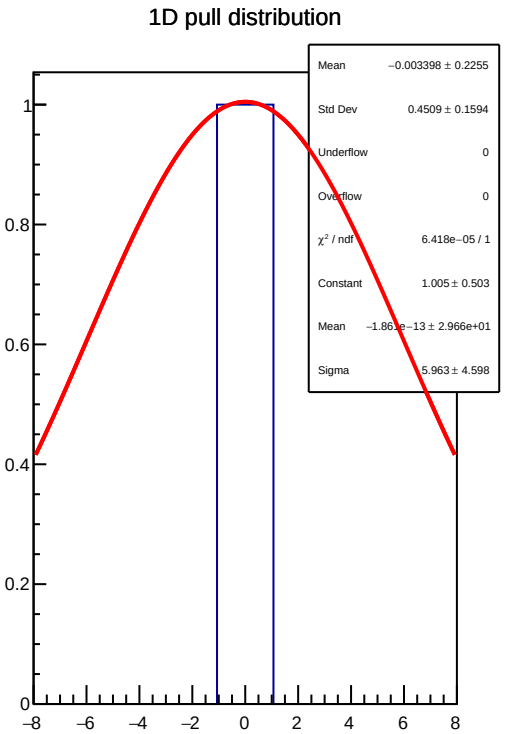
1D pull distribution
Mean −0.003398 ± 0.2255
Std Dev 0.4509 ± 0.1594
Underflow 0
Overflow 0
χ² / ndf 6.418e−05 / 1
Constant 1.005 ± 0.503
Mean −1.861e−13 ± 2.966e+01
Sigma 5.963 ± 4.598
1
0.8
0.6
0.4
0.2
0
−8
−6
−4
−2
0
2
4
6
8

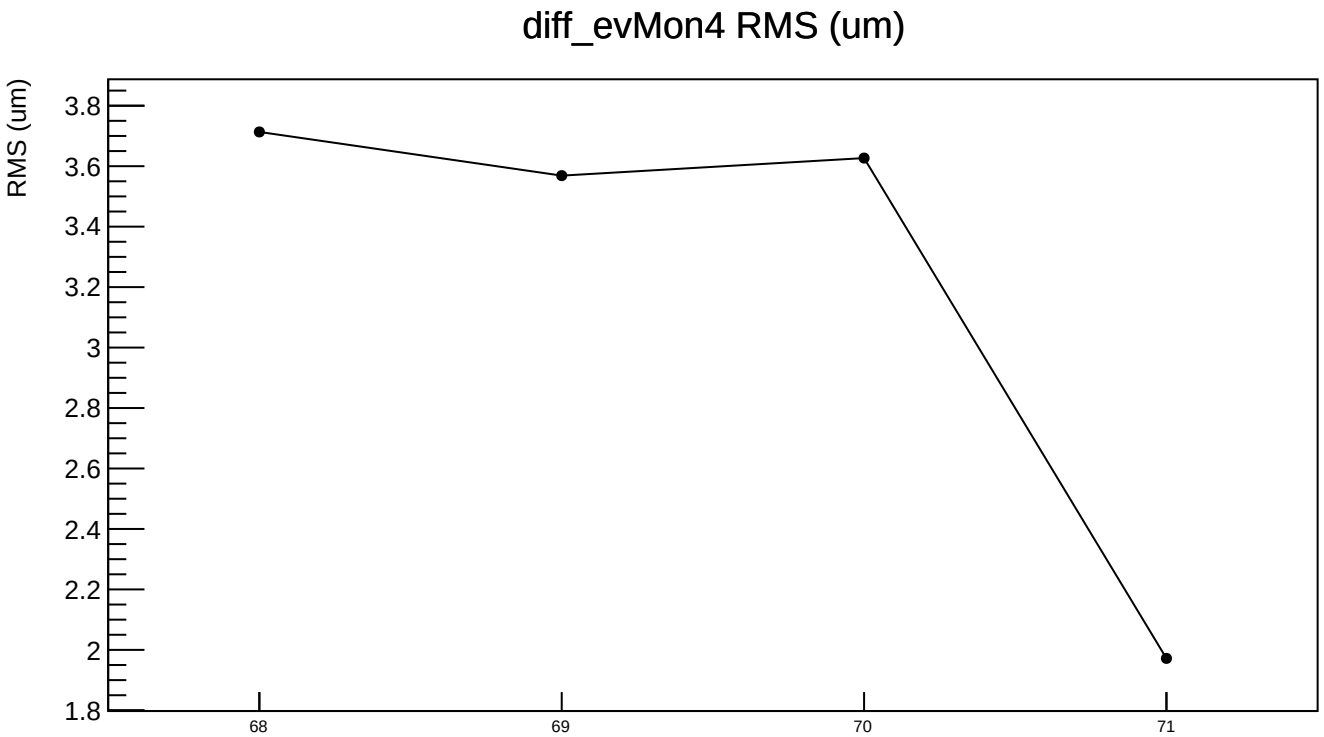
diff_evMon4 RMS (um)
RMS (um)
3.8
3.6
3.4
3.2
3
2.8
2.6
2.4
2.2
2
1.8
68
69
70
71

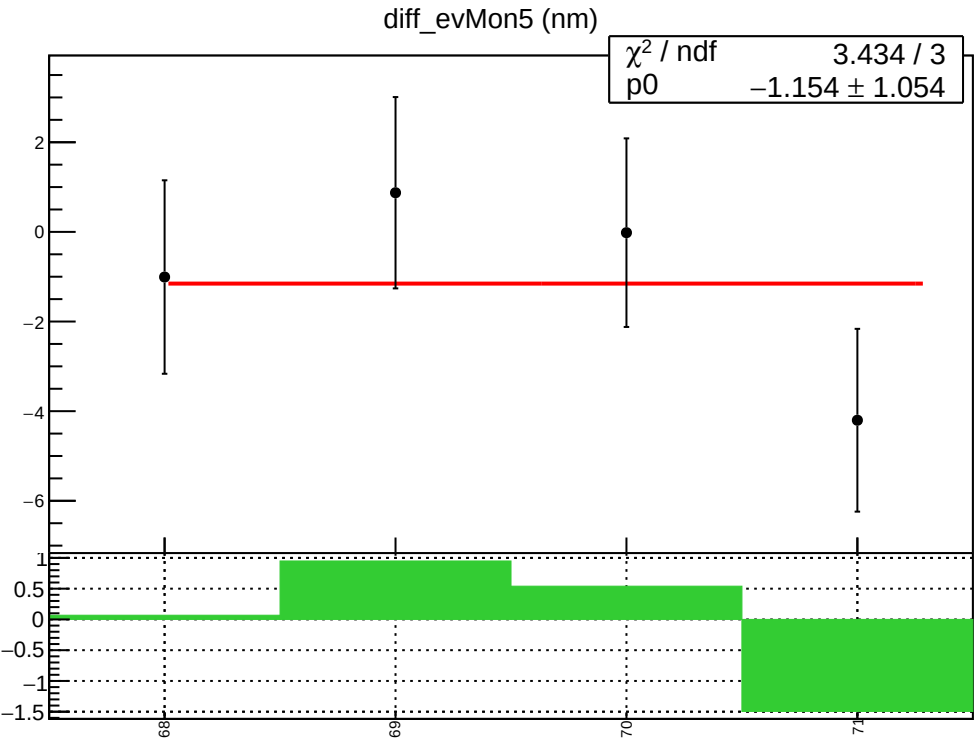
diff_evMon5 (nm)
χ^2 / ndf 3.434 / 3
p0 −1.154 ± 1.054
2
0
−2
−4
−6
1
0.5
0
−0.5
−1
−1.5
68
69
70
71

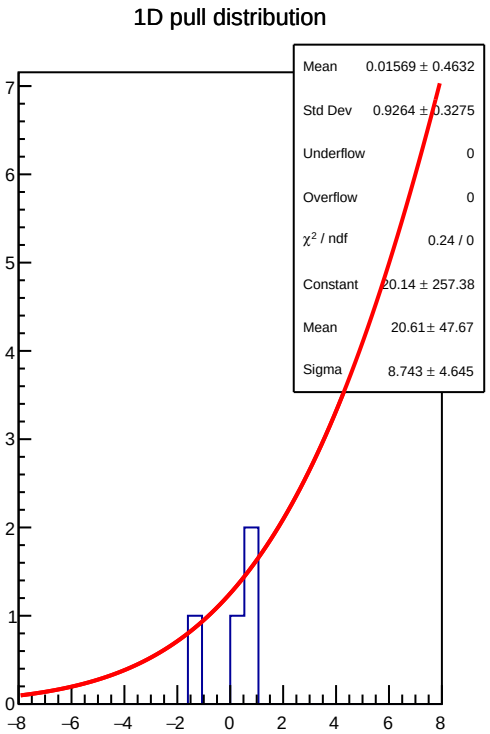
1D pull distribution
Mean 0.01569 ± 0.4632
Std Dev 0.9264 ± 0.3275
Underflow 0
Overflow 0
χ^2 / ndf 0.24 / 0
Constant 20.14 ± 257.38
Mean 20.61 ± 47.67
Sigma 8.743 ± 4.645
7
6
5
4
3
2
1
0
−8
−6
−4
−2
0
2
4
6
8

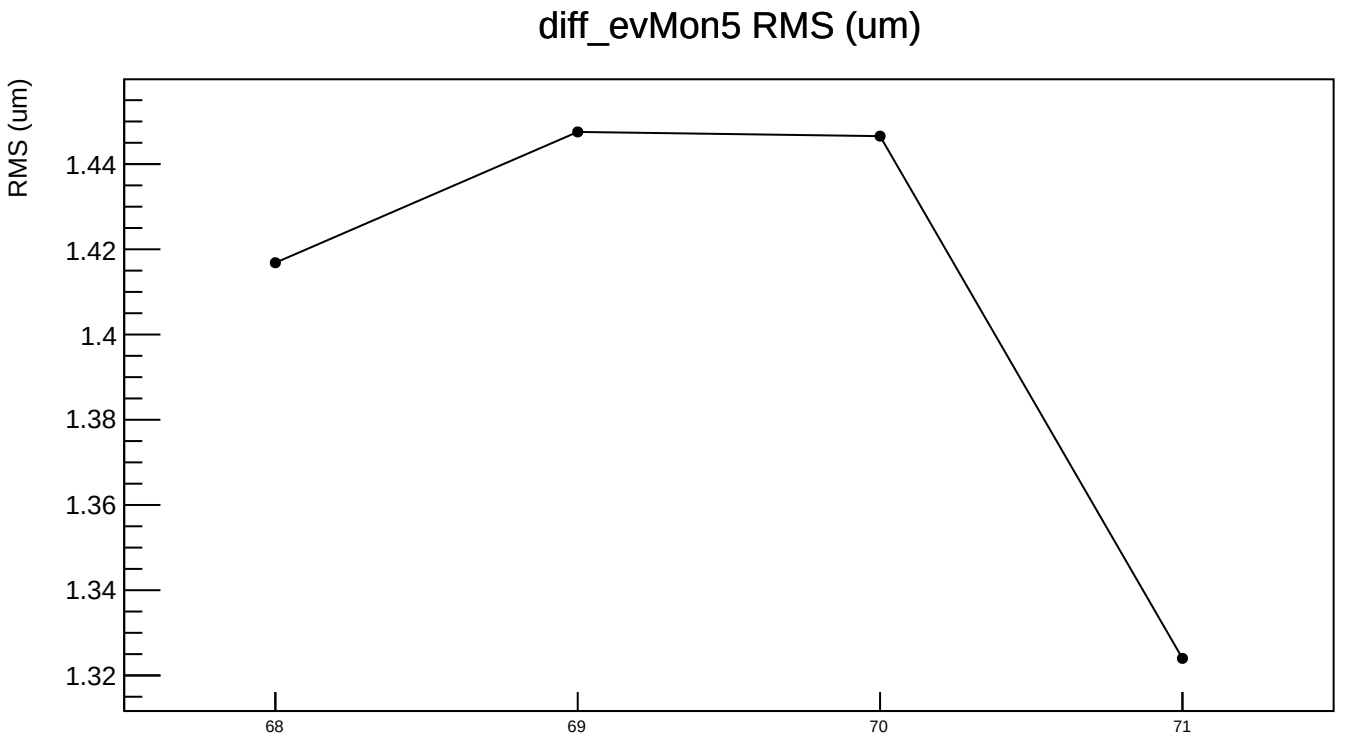
diff_evMon5 RMS (um)
RMS (um)
1.44
1.42
1.4
1.38
1.36
1.34
1.32
68
69
70
71

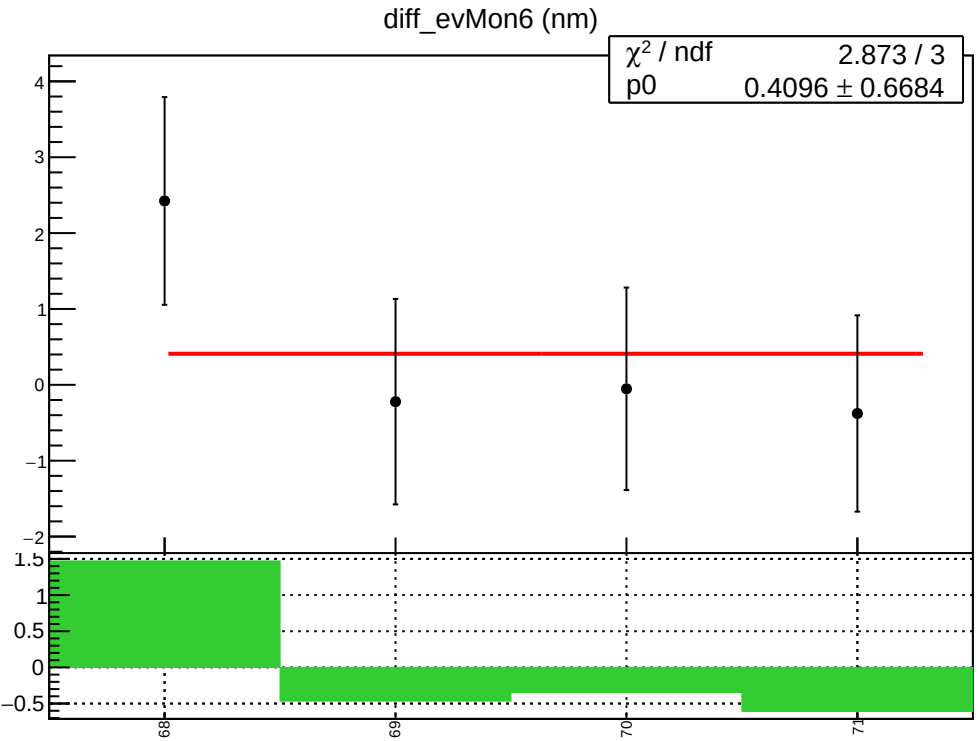
diff_evMon6 (nm)
χ² / ndf 2.873 / 3
p0 0.4096 ± 0.6684
4
3
2
1
0
−1
−2
1.5
1
0.5
0
−0.5
68
69
70
71

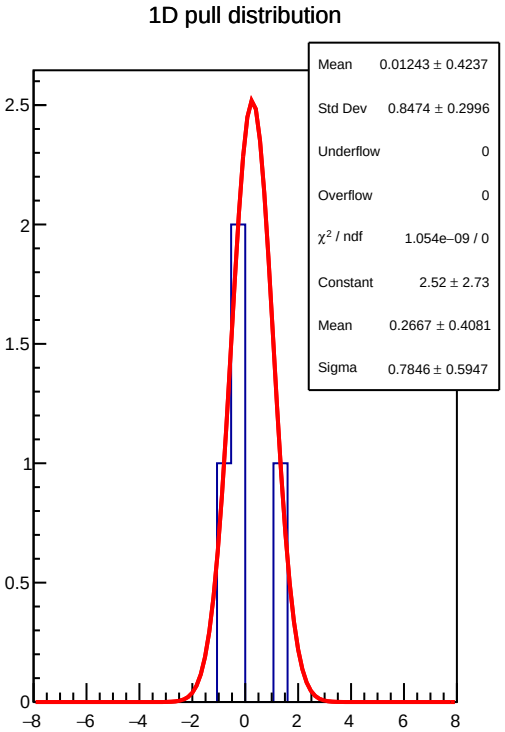
1D pull distribution
Mean 0.01243 ± 0.4237
Std Dev 0.8474 ± 0.2996
Underflow 0
Overflow 0
χ² / ndf 1.054e−09 / 0
Constant 2.52 ± 2.73
Mean 0.2667 ± 0.4081
Sigma 0.7846 ± 0.5947
2.5
2
1.5
1
0.5
0
−8
−6
−4
−2
0
2
4
6
8

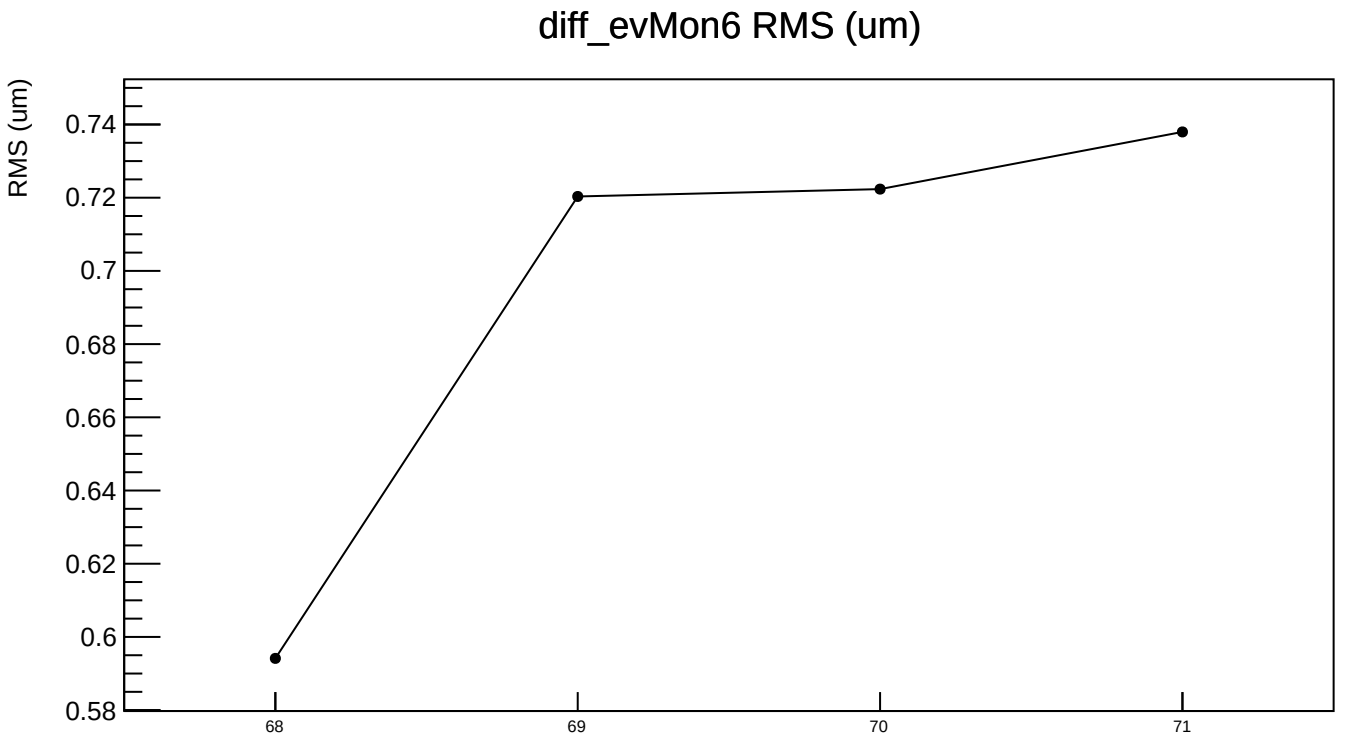
diff_evMon6 RMS (um)
RMS (um)
0.74
0.72
0.7
0.68
0.66
0.64
0.62
0.6
0.58
68
69
70
71

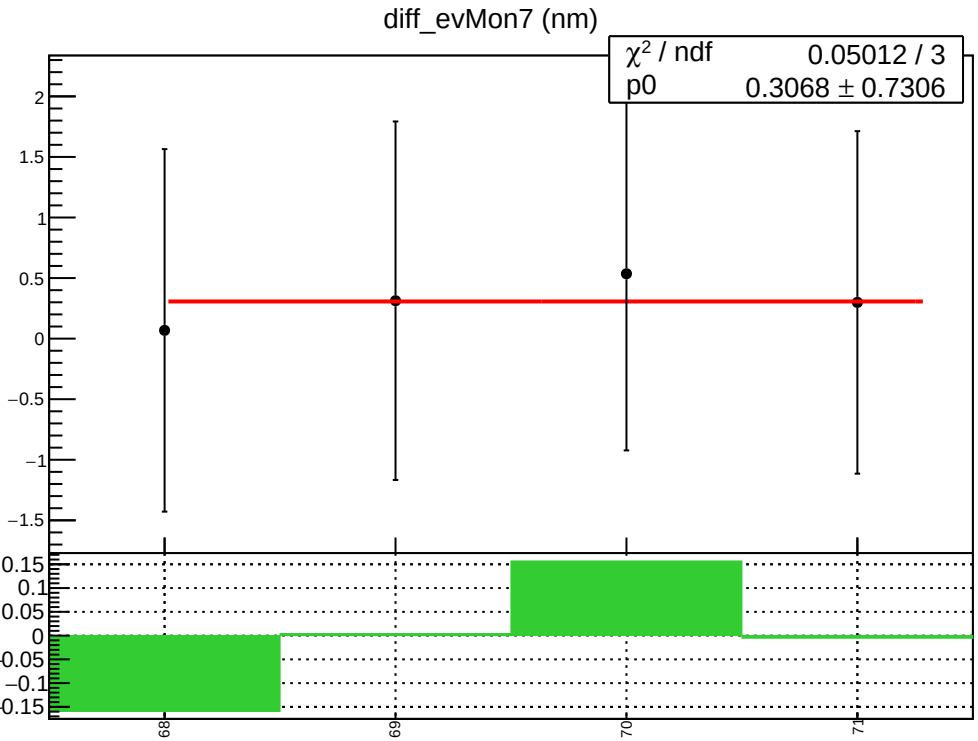
diff_evMon7 (nm)
χ² / ndf 0.05012 / 3
p0 0.3068 ± 0.7306
68
69
70
71

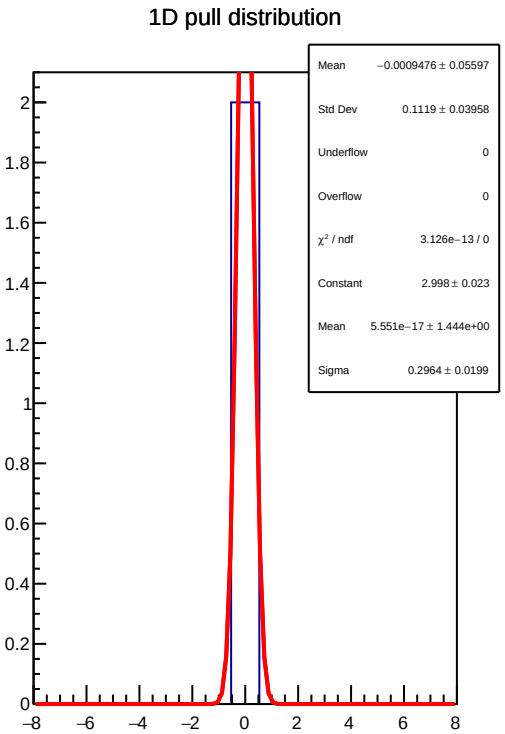
1D pull distribution
Mean −0.0009476 ± 0.05597
Std Dev 0.1119 ± 0.03958
Underflow 0
Overflow 0
χ² / ndf 3.126e−13 / 0
Constant 2.998 ± 0.023
Mean 5.551e−17 ± 1.444e+00
Sigma 0.2964 ± 0.0199

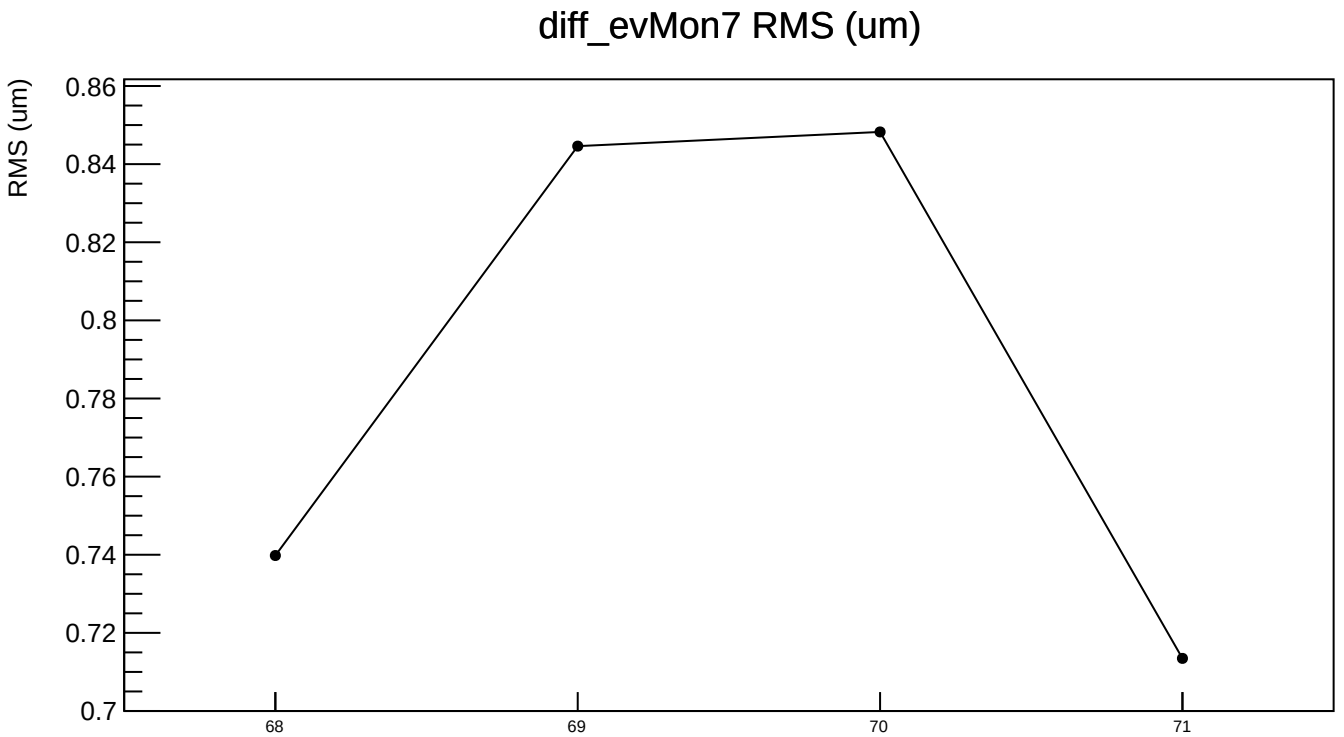
diff_evMon7 RMS (um)
RMS (um)
0.86
0.84
0.82
0.8
0.78
0.76
0.74
0.72
0.7
68
69
70
71

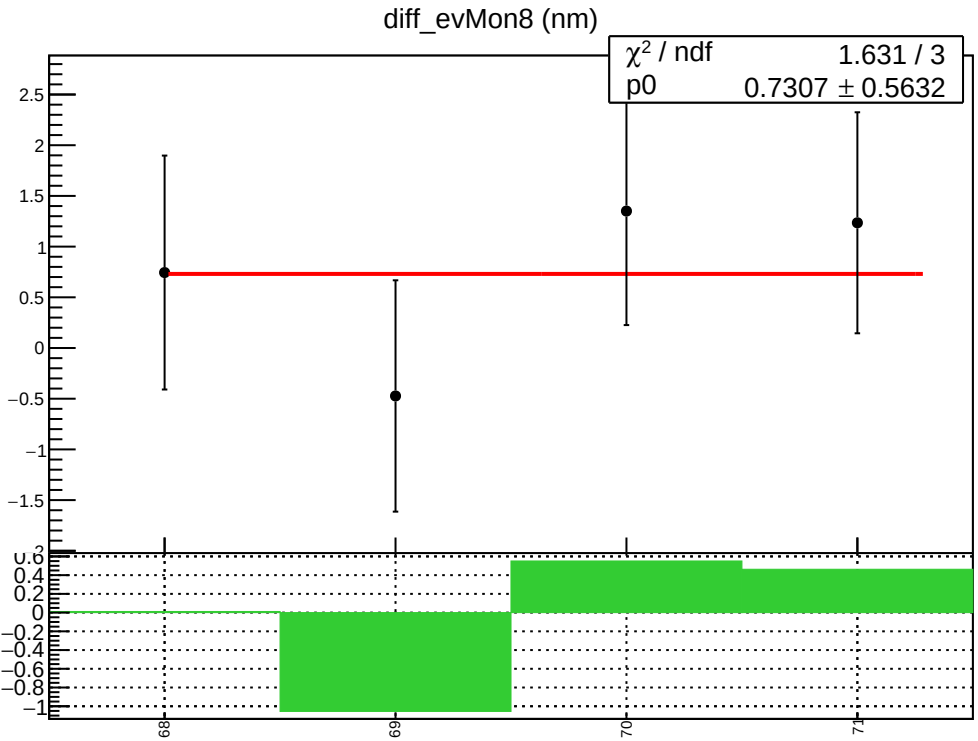
diff_evMon8 (nm)
χ² / ndf 1.631 / 3
p0 0.7307 ± 0.5632
68
69
70
71

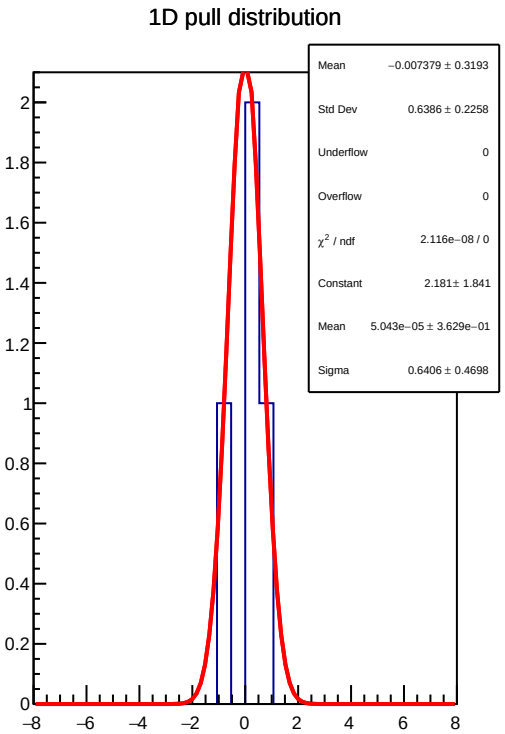
1D pull distribution
Mean −0.007379 ± 0.3193
Std Dev 0.6386 ± 0.2258
Underflow 0
Overflow 0
χ² / ndf 2.116e−08 / 0
Constant 2.181 ± 1.841
Mean 5.043e−05 ± 3.629e−01
Sigma 0.6406 ± 0.4698

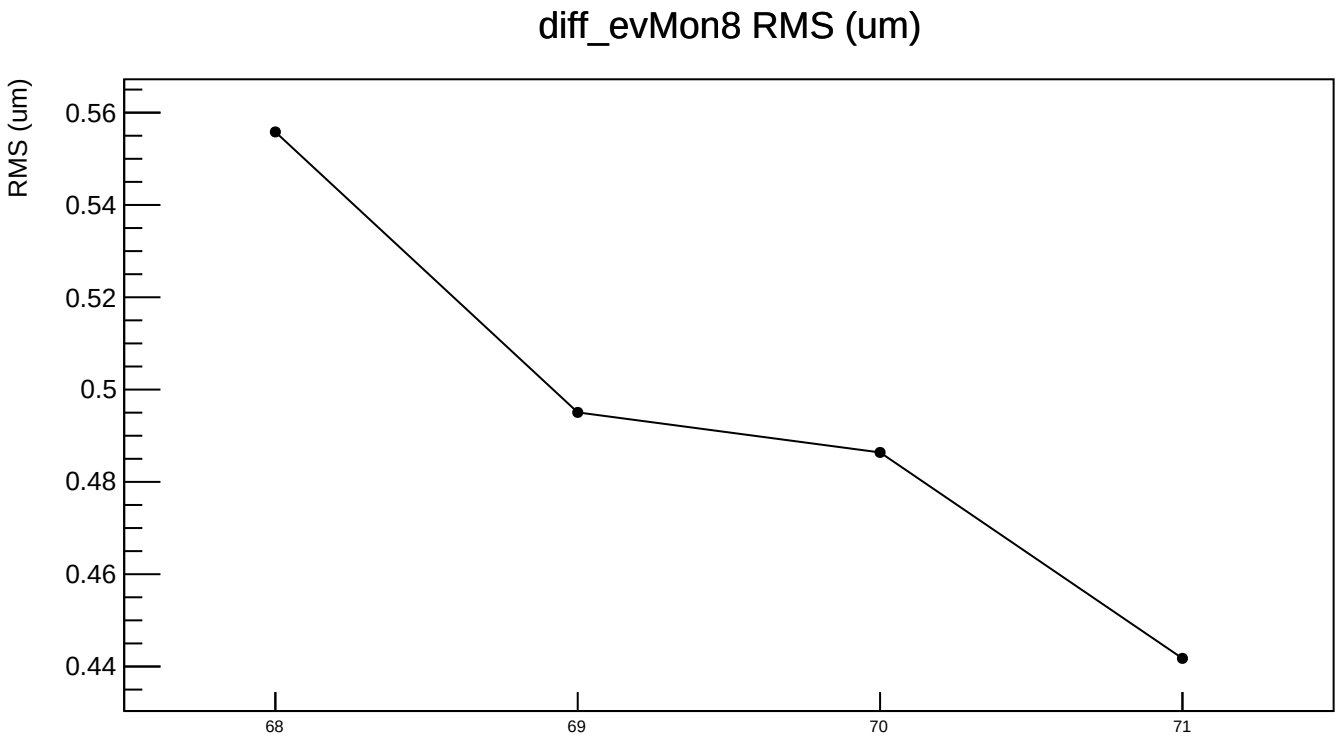
diff_evMon8 RMS (um)
RMS (um)
0.56
0.54
0.52
0.5
0.48
0.46
0.44
68
69
70
71

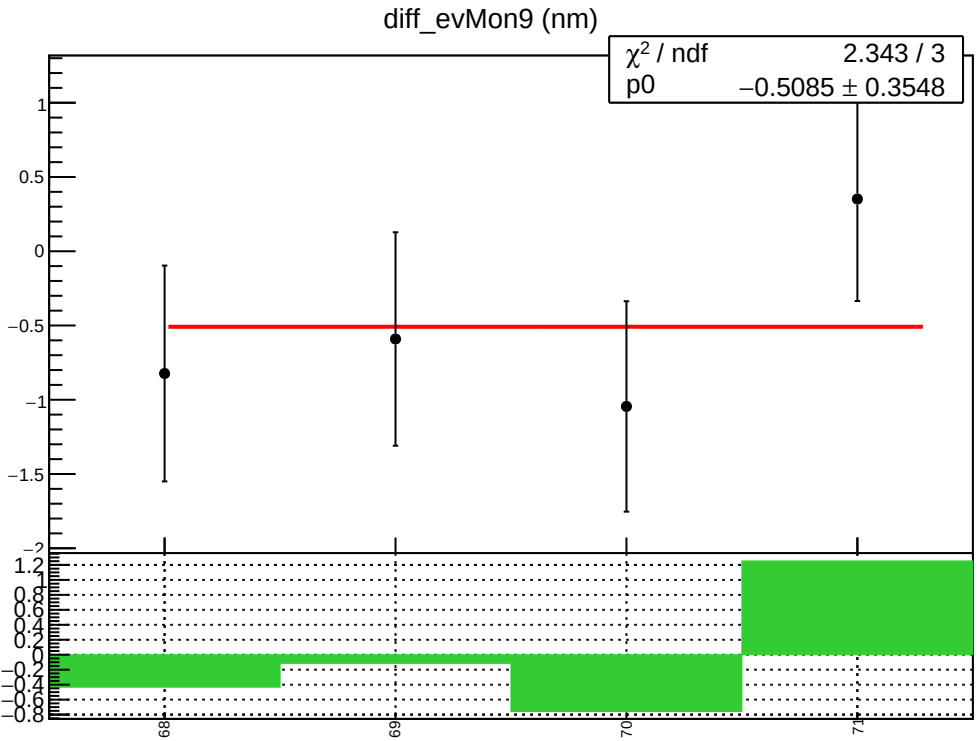
diff_evMon9 (nm)
χ^2 / ndf 2.343 / 3
p0 −0.5085 ± 0.3548
68
69
70
71

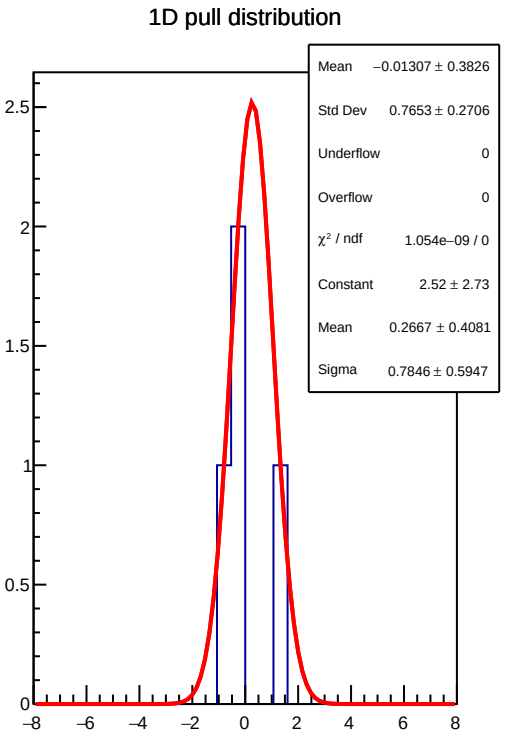
1D pull distribution
Mean −0.01307 ± 0.3826
Std Dev 0.7653 ± 0.2706
Underflow 0
Overflow 0
χ^2 / ndf 1.054e−09 / 0
Constant 2.52 ± 2.73
Mean 0.2667 ± 0.4081
Sigma 0.7846 ± 0.5947

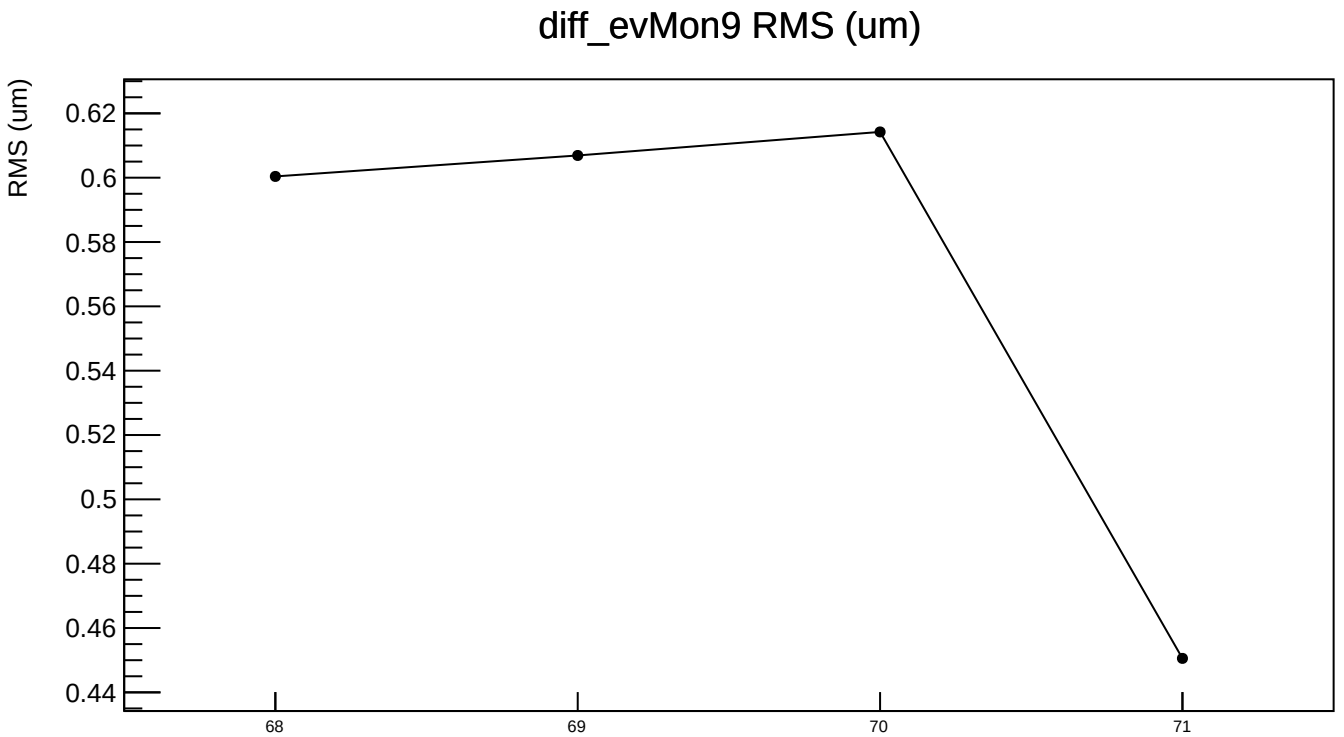
diff_evMon9 RMS (um)
RMS (um)
0.62
0.6
0.58
0.56
0.54
0.52
0.5
0.48
0.46
0.44
68
69
70
71

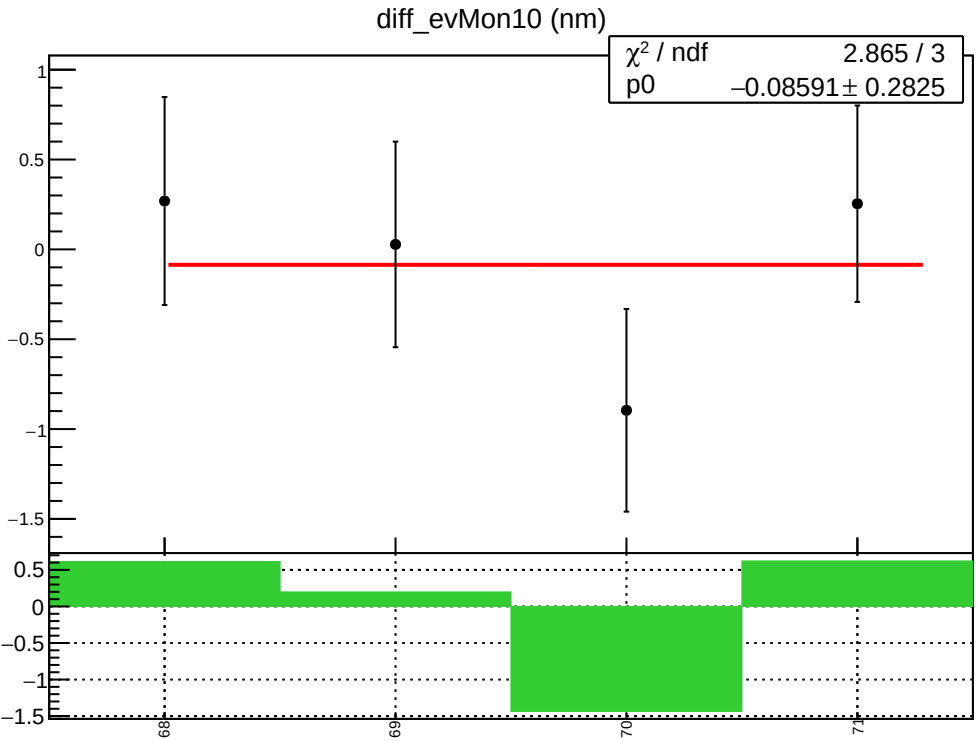
diff_evMon10 (nm)
χ² / ndf 2.865 / 3
p0 −0.08591 ± 0.2825
1
0.5
0
−0.5
−1
−1.5
0.5
0
−0.5
−1
−1.5
68
69
70
71

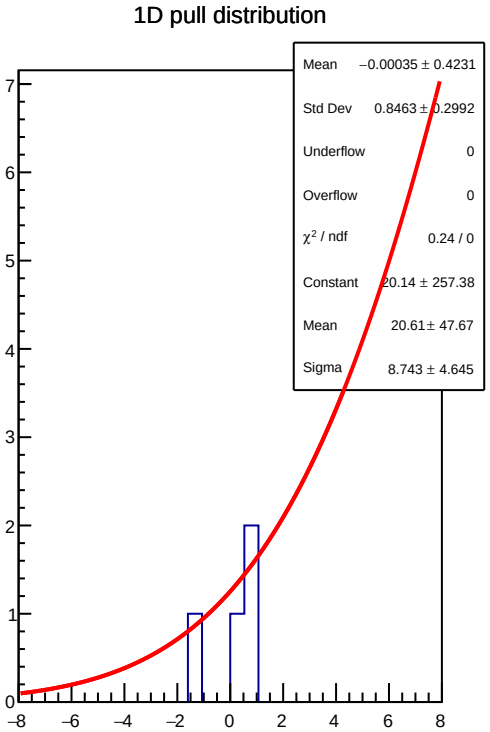
1D pull distribution
Mean −0.00035 ± 0.4231
Std Dev 0.8463 ± 0.2992
Underflow 0
Overflow 0
χ² / ndf 0.24 / 0
Constant 20.14 ± 257.38
Mean 20.61 ± 47.67
Sigma 8.743 ± 4.645
7
6
5
4
3
2
1
0
−8
−6
−4
−2
0
2
4
6
8

diff_evMon10 RMS (um)

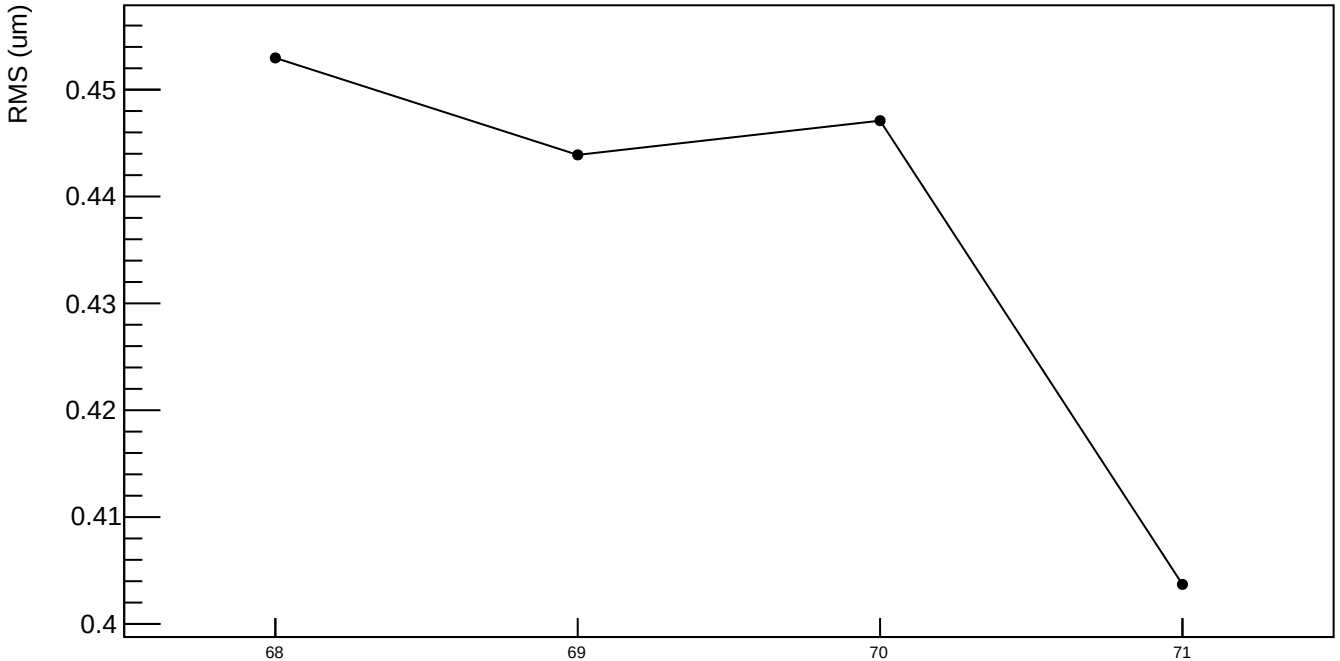

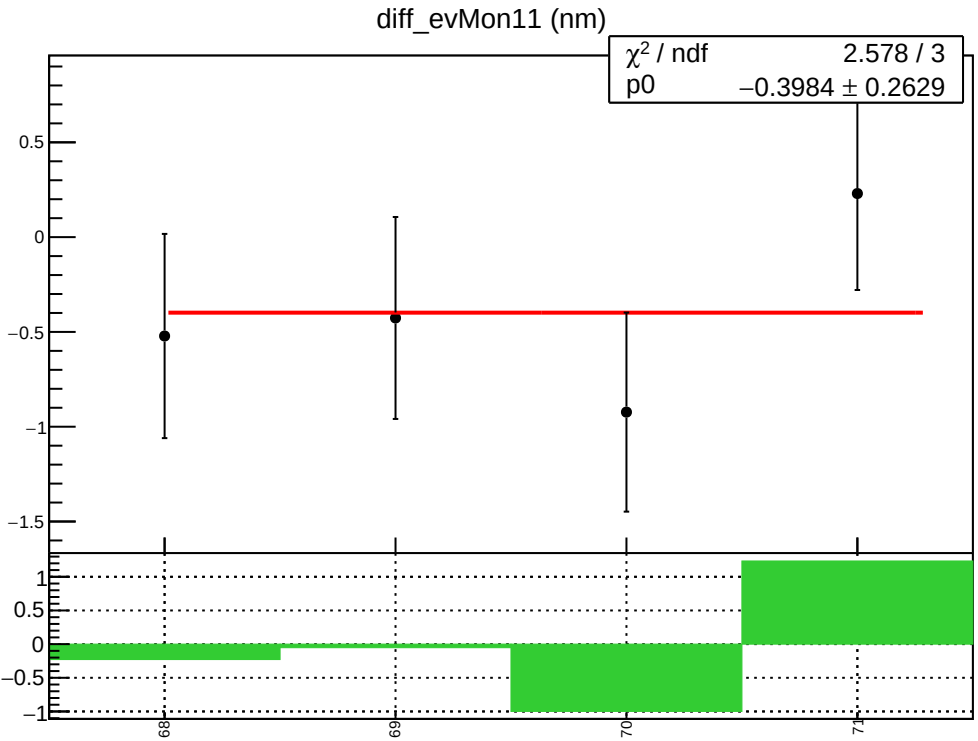
diff_evMon11 (nm)
χ² / ndf 2.578 / 3
p0 −0.3984 ± 0.2629
0.5
0
−0.5
−1
−1.5
1
0.5
0
−0.5
−1
68
69
70
71

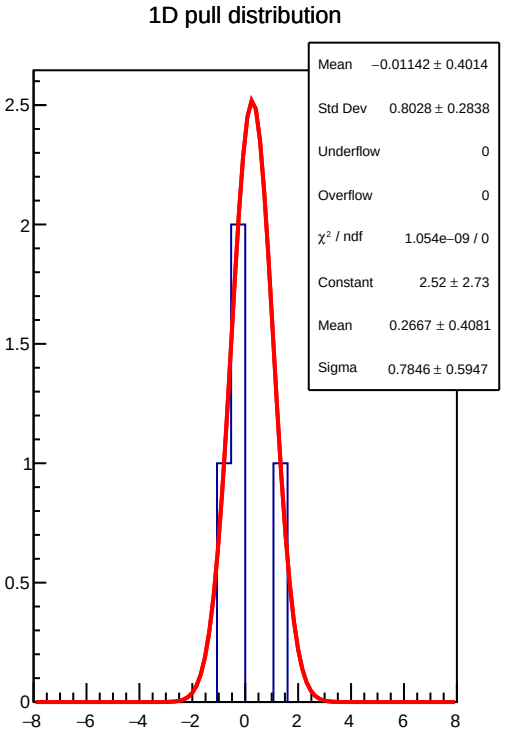
1D pull distribution
Mean −0.01142 ± 0.4014
Std Dev 0.8028 ± 0.2838
Underflow 0
Overflow 0
χ² / ndf 1.054e−09 / 0
Constant 2.52 ± 2.73
Mean 0.2667 ± 0.4081
Sigma 0.7846 ± 0.5947
2.5
2
1.5
1
0.5
0
−8
−6
−4
−2
0
2
4
6
8

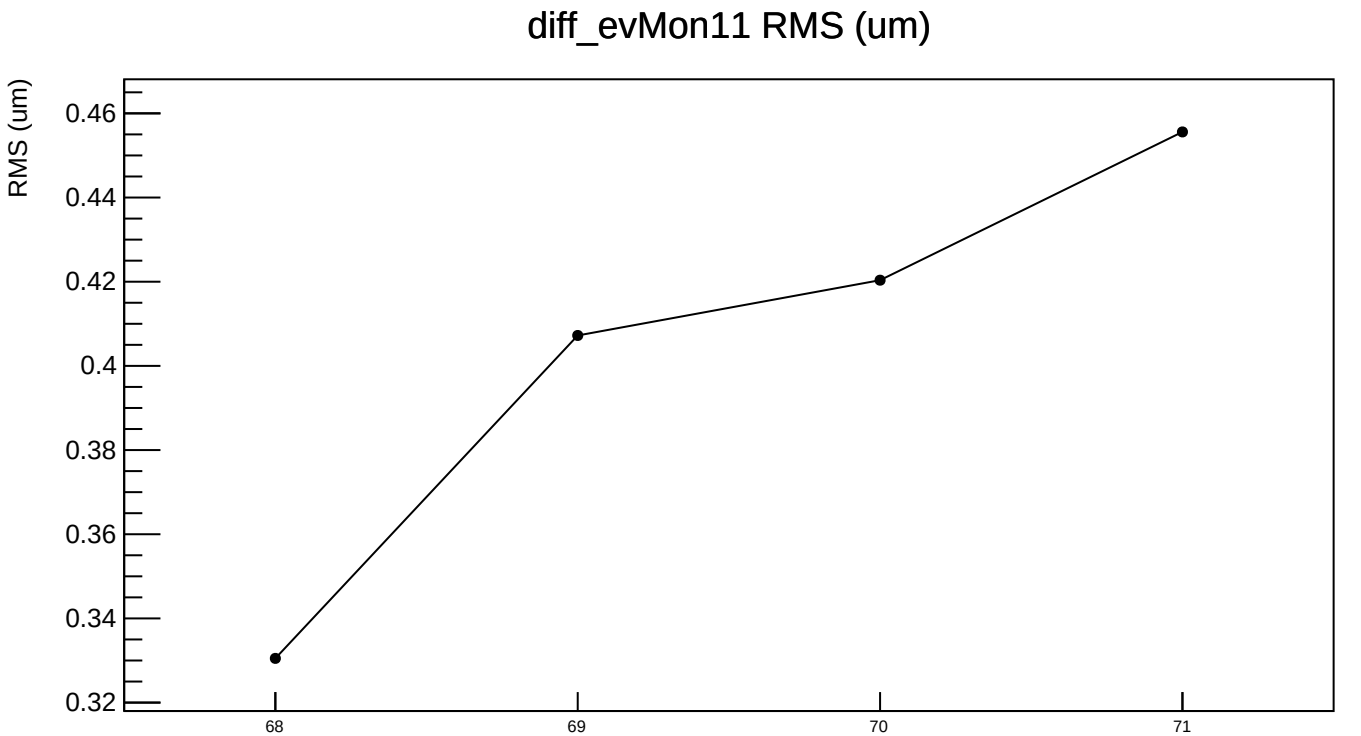
diff_evMon11 RMS (um)
RMS (um)
0.46
0.44
0.42
0.4
0.38
0.36
0.34
0.32
68
69
70
71

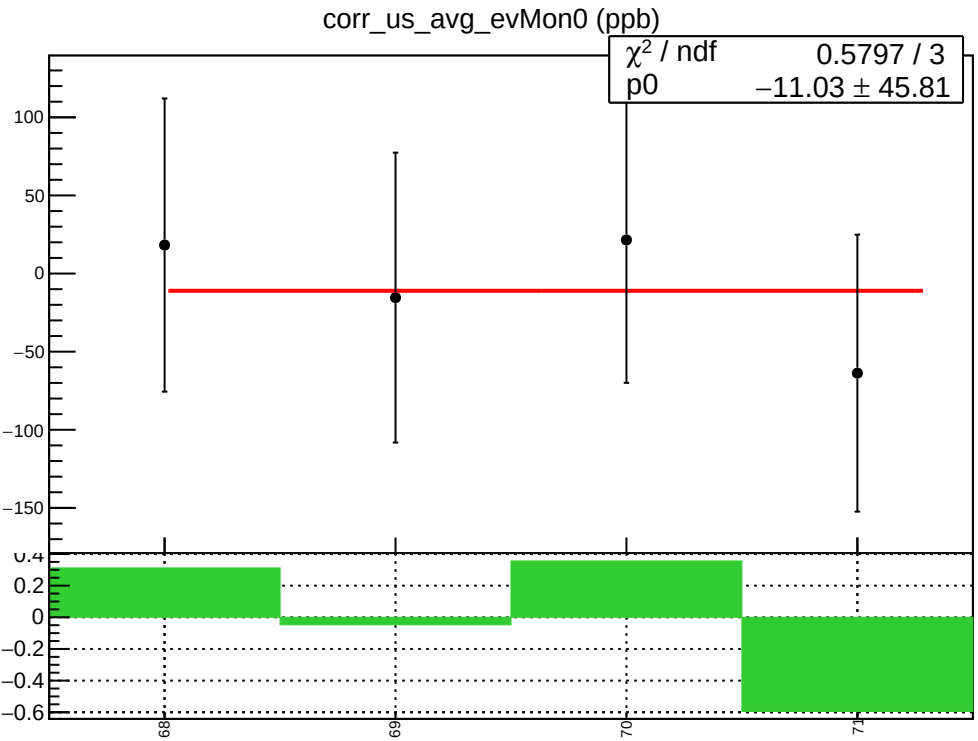
corr_us_avg_evMon0 (ppb)
χ² / ndf 0.5797 / 3
p0 −11.03 ± 45.81
100
50
0
−50
−100
−150
0.4
0.2
0
−0.2
−0.4
−0.6
68
69
70
71

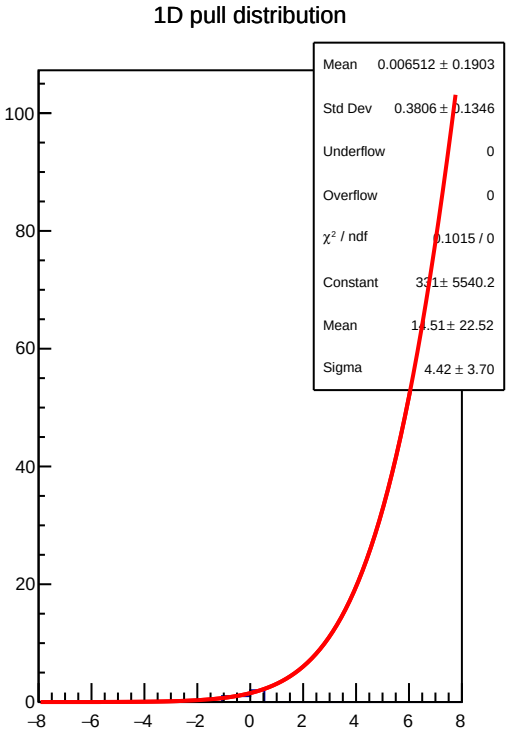
1D pull distribution
Mean 0.006512 ± 0.1903
Std Dev 0.3806 ± 0.1346
Underflow 0
Overflow 0
χ² / ndf 0.1015 / 0
Constant 331 ± 5540.2
Mean 1.51 ± 22.52
Sigma 4.42 ± 3.70
100
80
60
40
20
0
−8
−6
−4
−2
0
2
4
6
8

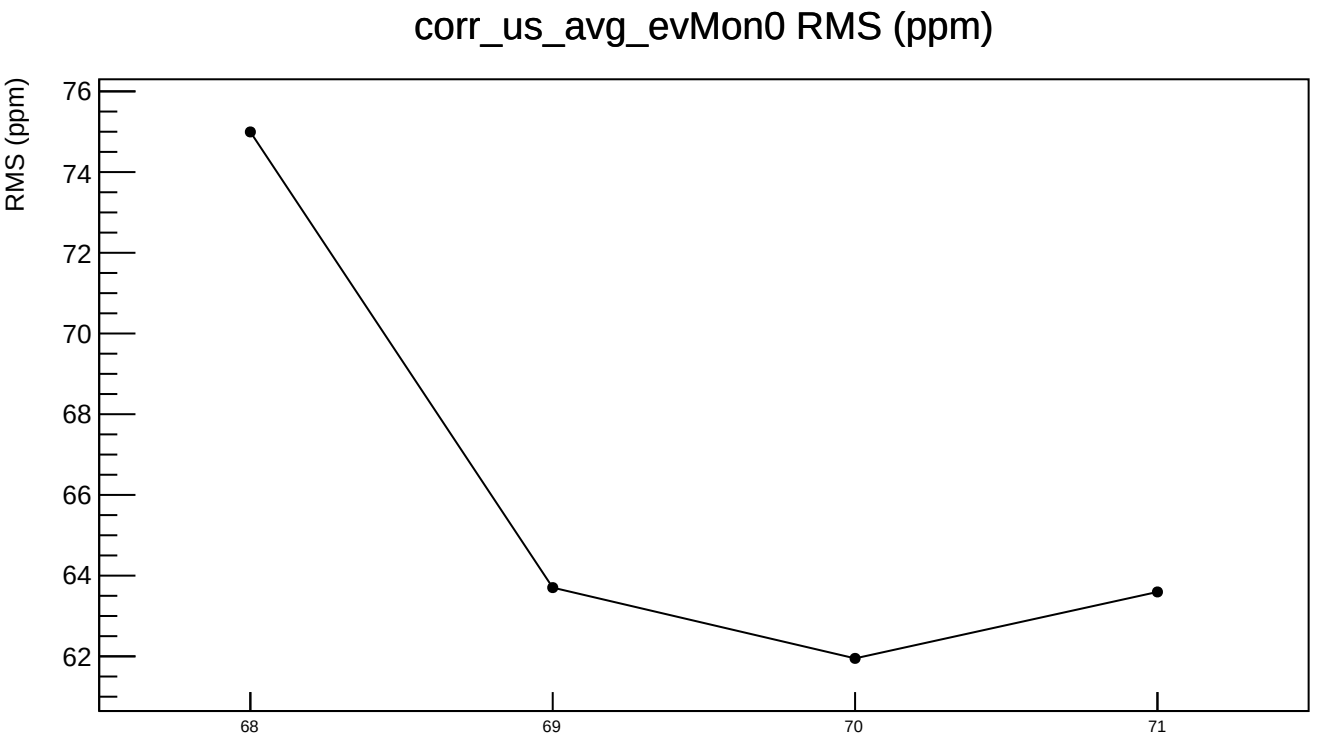
corr_us_avg_evMon0 RMS (ppm)
RMS (ppm)
76
74
72
70
68
66
64
62
68
69
70
71

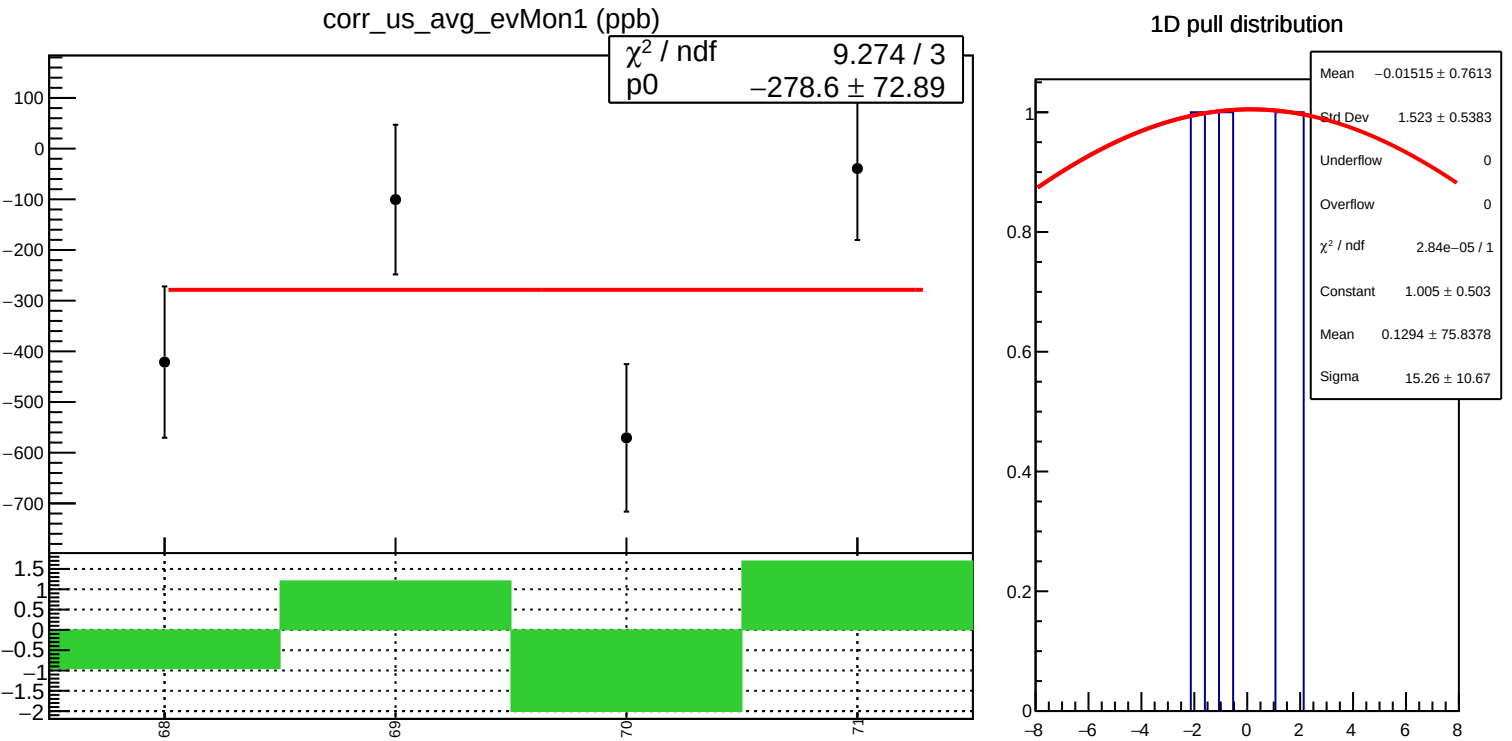
corr_us_avg_evMon1 (ppb)
χ² / ndf 9.274 / 3
p0 −278.6 ± 72.89
100
0
−100
−200
−300
−400
−500
−600
−700
1.5
1
0.5
0
−0.5
−1
−1.5
−2
68
69
70
71
1D pull distribution
Mean −0.01515 ± 0.7613
Std Dev 1.523 ± 0.5383
Underflow 0
Overflow 0
χ² / ndf 2.84e−05 / 1
Constant 1.005 ± 0.503
Mean 0.1294 ± 75.8378
Sigma 15.26 ± 10.67
1
0.8
0.6
0.4
0.2
0
−8
−6
−4
−2
0
2
4
6
8

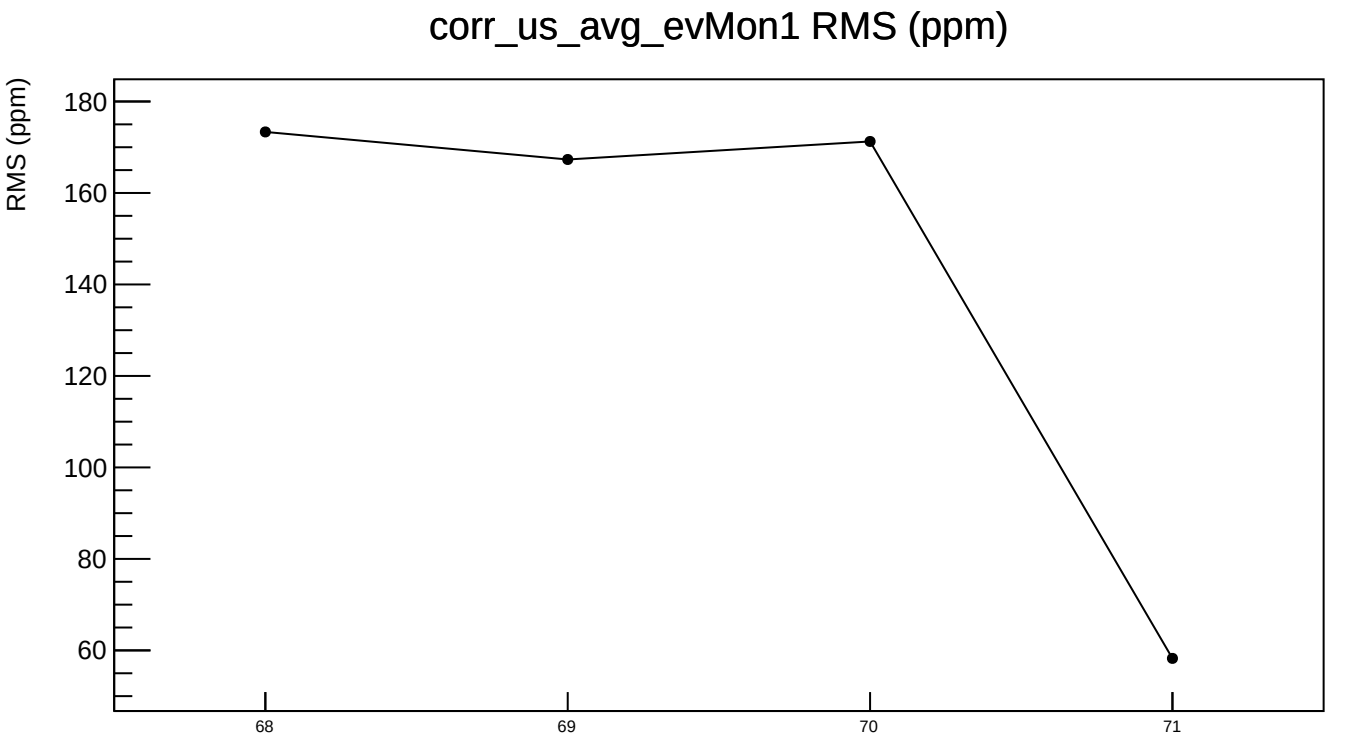
corr_us_avg_evMon1 RMS (ppm)
RMS (ppm)
180
160
140
120
100
80
60
68
69
70
71

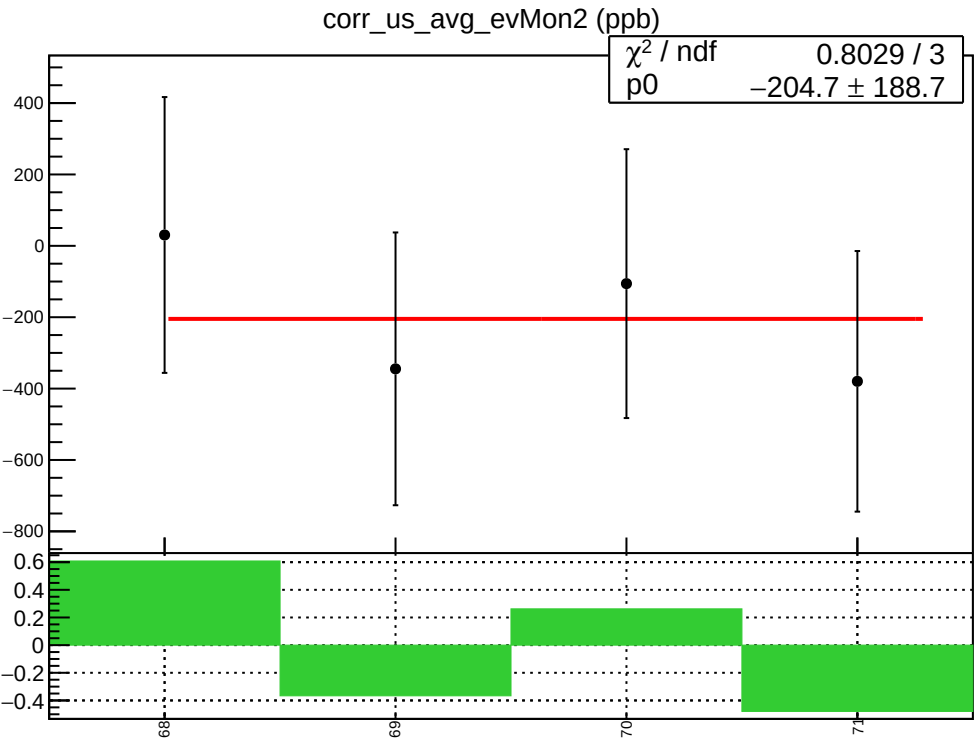
corr_us_avg_evMon2 (ppb)
χ² / ndf 0.8029 / 3
p0 −204.7 ± 188.7
400
200
0
−200
−400
−600
−800
0.6
0.4
0.2
0
−0.2
−0.4
68
69
70
71

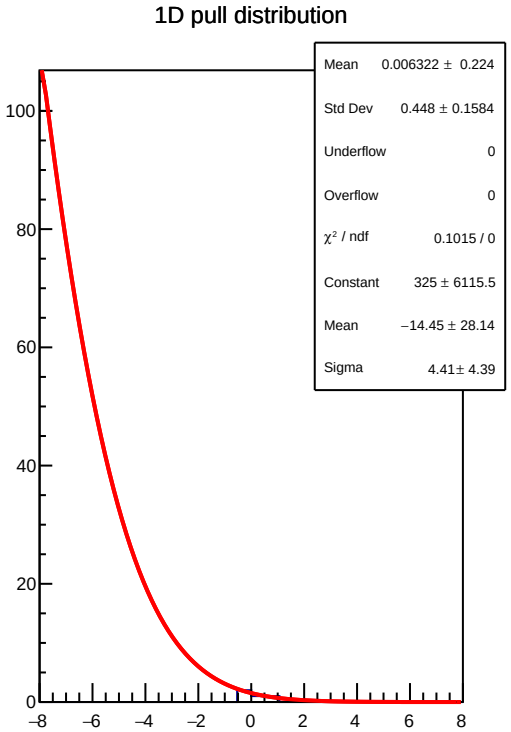
1D pull distribution
Mean 0.006322 ± 0.224
Std Dev 0.448 ± 0.1584
Underflow 0
Overflow 0
χ² / ndf 0.1015 / 0
Constant 325 ± 6115.5
Mean −14.45 ± 28.14
Sigma 4.41± 4.39
100
80
60
40
20
0
−8
−6
−4
−2
0
2
4
6
8

corr_us_avg_evMon2 RMS (ppm)

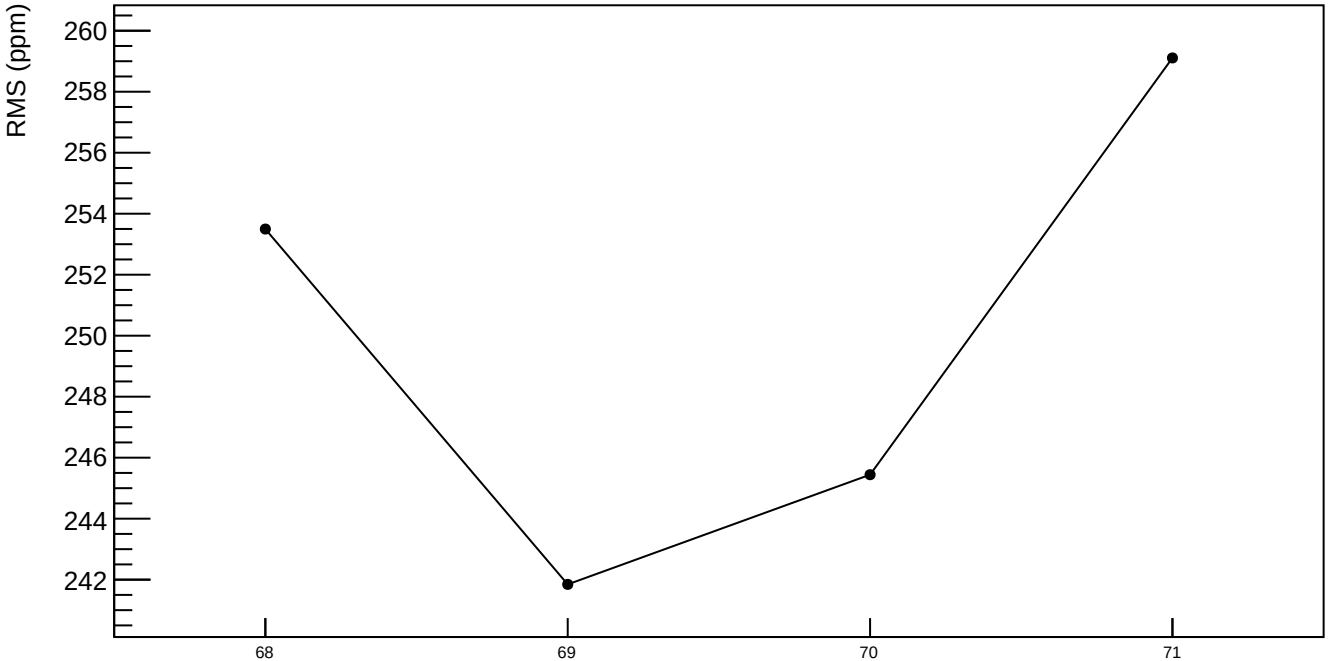

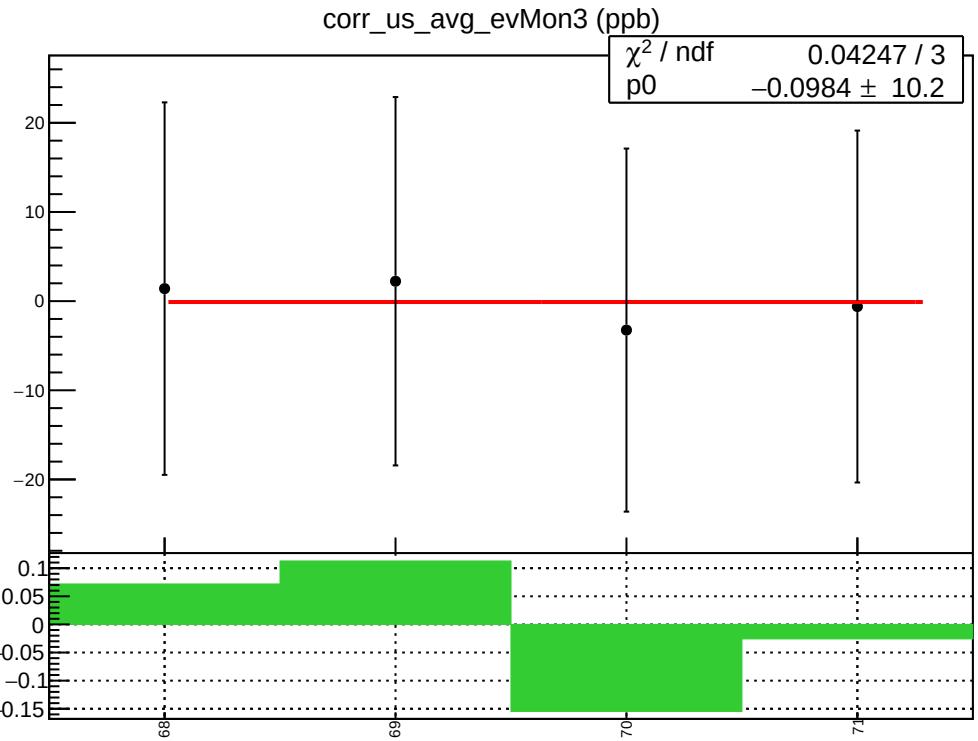
corr_us_avg_evMon3 (ppb)
χ² / ndf 0.04247 / 3
p0 −0.0984 ± 10.2
20
10
0
−10
−20
0.1
0.05
0
−0.05
−0.1
−0.15
68
69
70
71

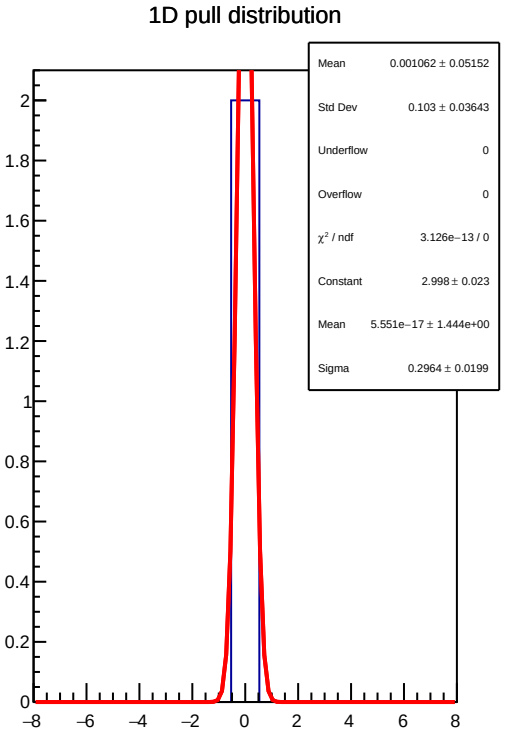
1D pull distribution
Mean 0.001062 ± 0.05152
Std Dev 0.103 ± 0.03643
Underflow 0
Overflow 0
χ² / ndf 3.126e−13 / 0
Constant 2.998 ± 0.023
Mean 5.551e−17 ± 1.444e+00
Sigma 0.2964 ± 0.0199
2
1.8
1.6
1.4
1.2
1
0.8
0.6
0.4
0.2
0
−8
−6
−4
−2
0
2
4
6
8

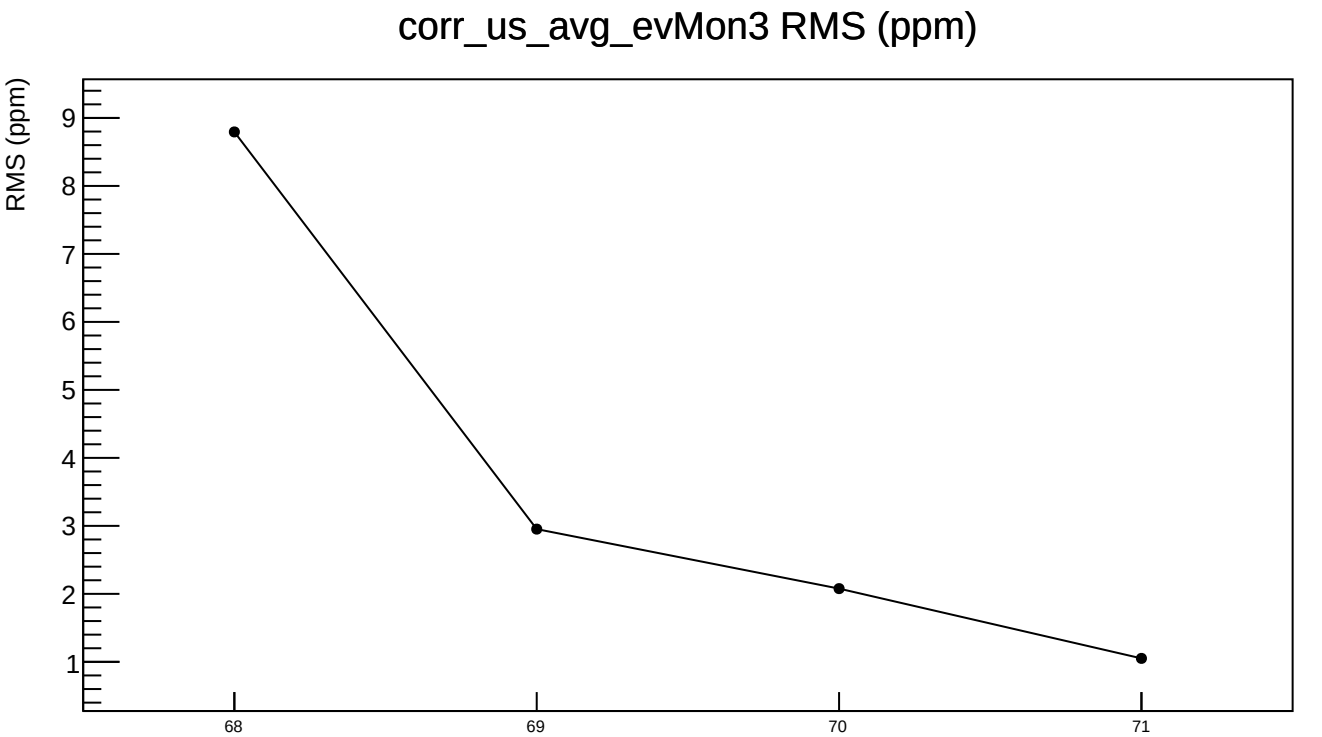
corr_us_avg_evMon3 RMS (ppm)
RMS (ppm)
9
8
7
6
5
4
3
2
1
68
69
70
71

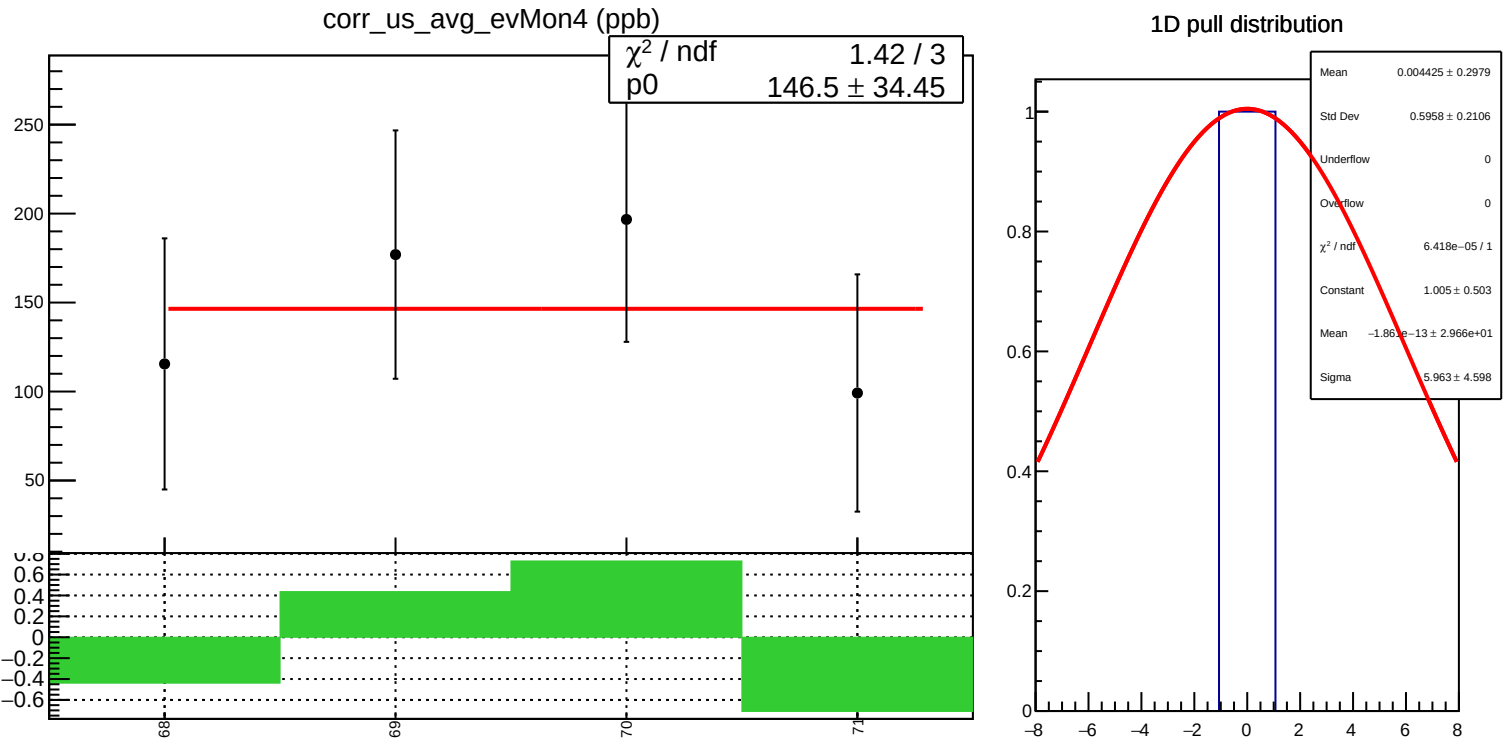
corr_us_avg_evMon4 (ppb)
χ² / ndf 1.42 / 3
p0 146.5 ± 34.45
250
200
150
100
50
0.8
0.6
0.4
0.2
0
−0.2
−0.4
−0.6
68
69
70
71
1D pull distribution
Mean 0.004425 ± 0.2979
Std Dev 0.5958 ± 0.2106
Underflow 0
Overflow 0
χ² / ndf 6.418e−05 / 1
Constant 1.005 ± 0.503
Mean −1.861e−13 ± 2.966e+01
Sigma 5.963 ± 4.598
1
0.8
0.6
0.4
0.2
0
−8
−6
−4
−2
0
2
4
6
8

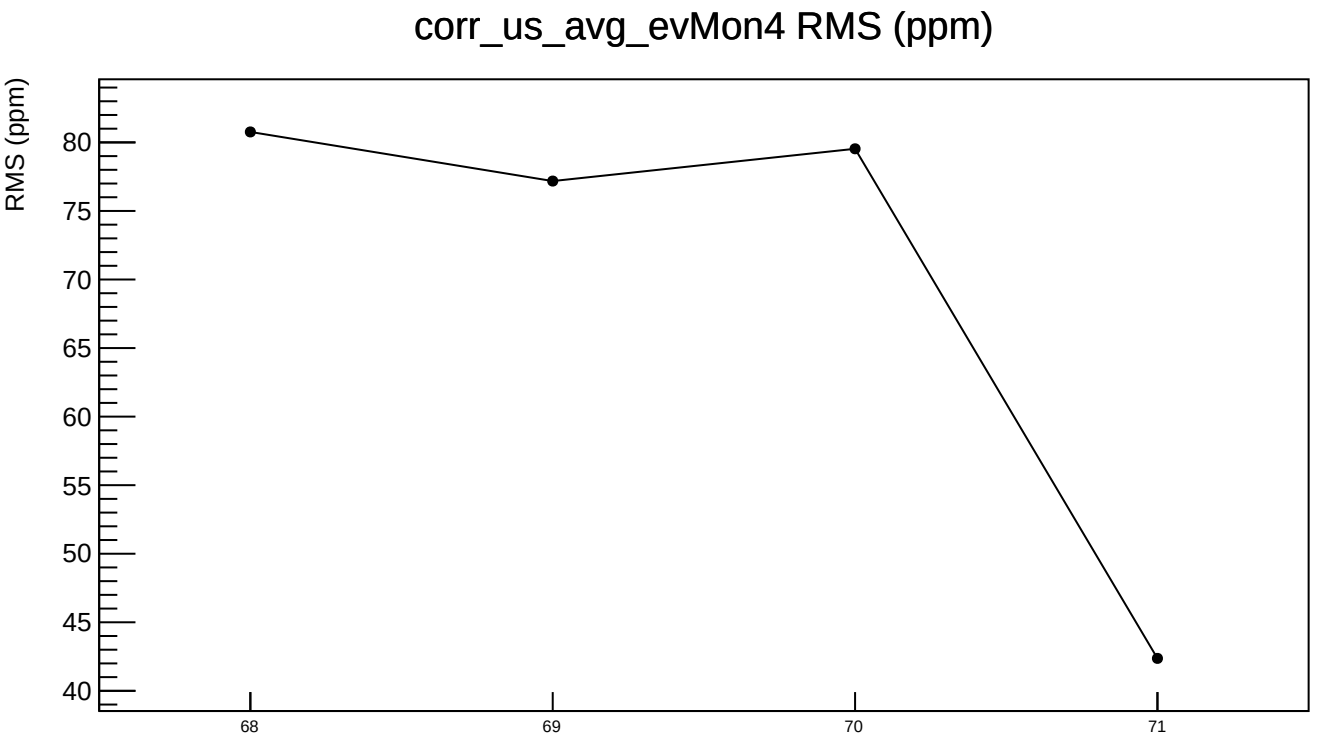
corr_us_avg_evMon4 RMS (ppm)
RMS (ppm)
80
75
70
65
60
55
50
45
40
68
69
70
71

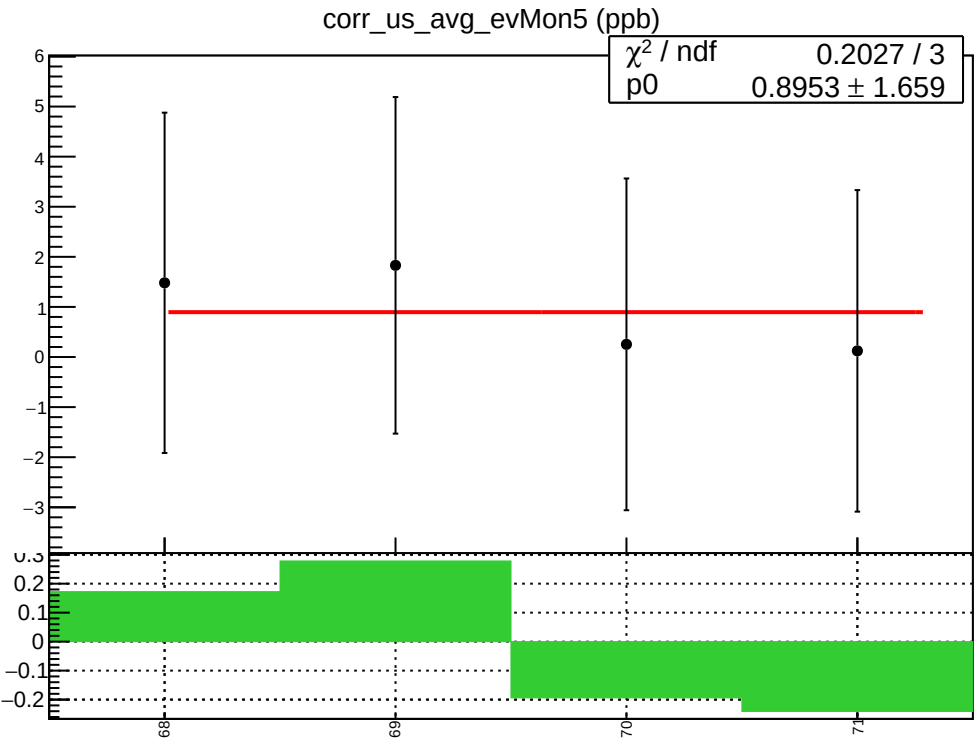
corr_us_avg_evMon5 (ppb)
χ² / ndf 0.2027 / 3
p0 0.8953 ± 1.659
68
69
70
71

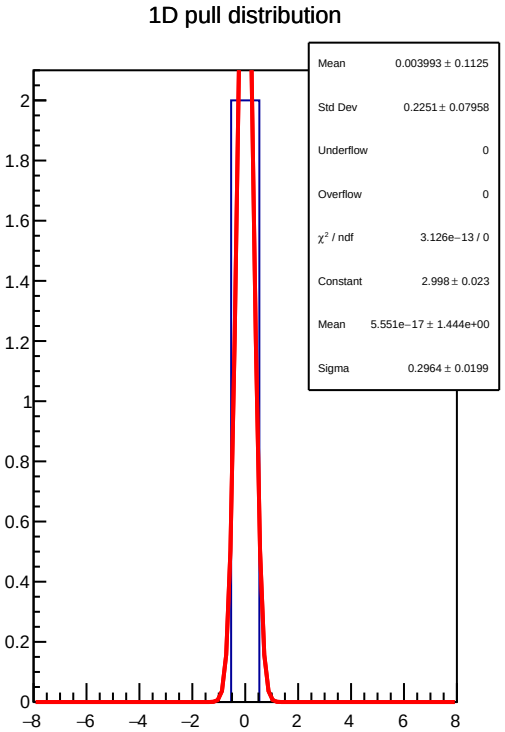
1D pull distribution
Mean 0.003993 ± 0.1125
Std Dev 0.2251 ± 0.07958
Underflow 0
Overflow 0
χ² / ndf 3.126e−13 / 0
Constant 2.998 ± 0.023
Mean 5.551e−17 ± 1.444e+00
Sigma 0.2964 ± 0.0199

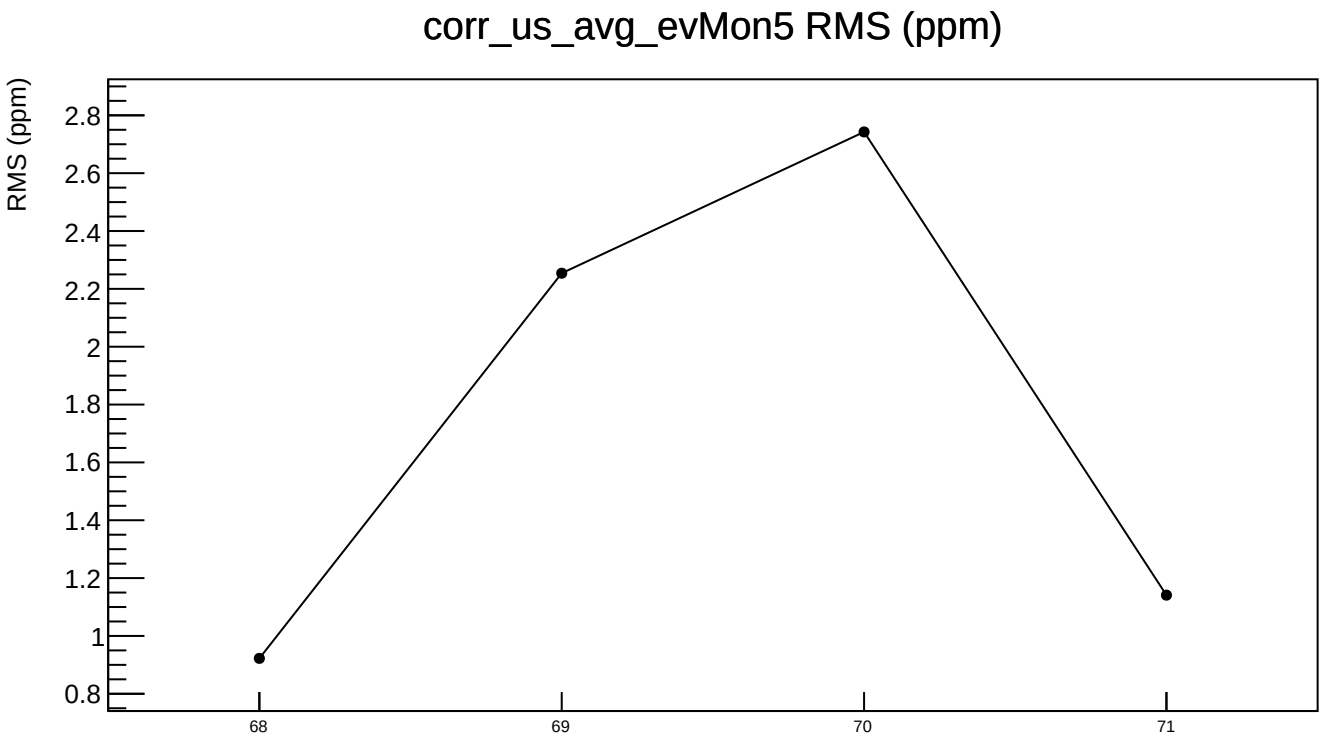
corr_us_avg_evMon5 RMS (ppm)
RMS (ppm)
2.8
2.6
2.4
2.2
2
1.8
1.6
1.4
1.2
1
0.8
68
69
70
71

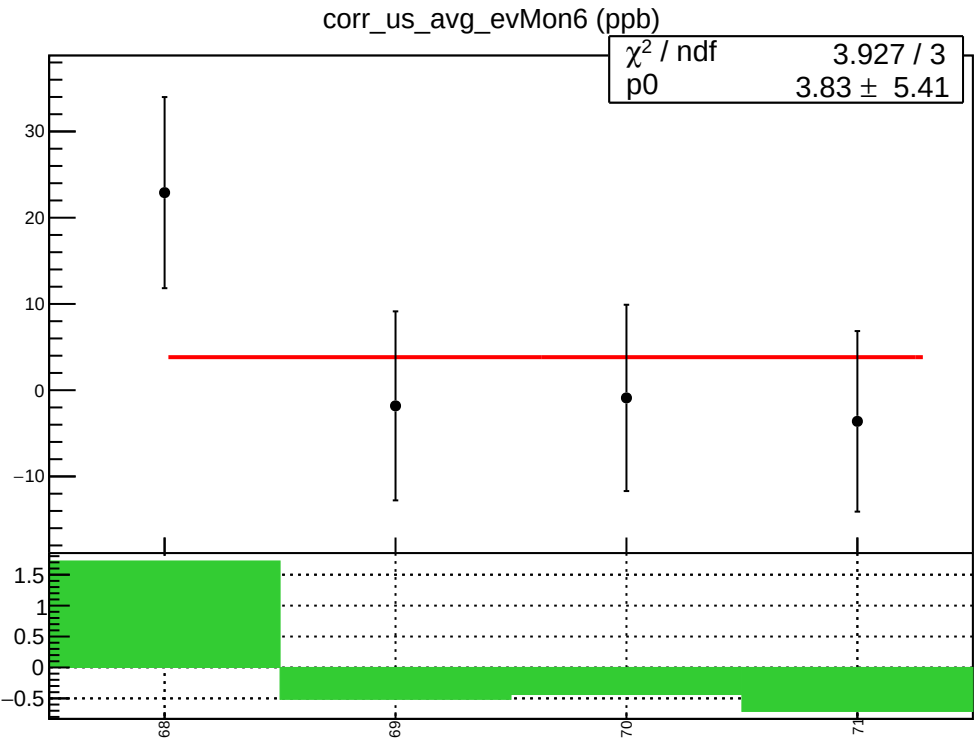
corr_us_avg_evMon6 (ppb)
χ² / ndf 3.927 / 3
p0 3.83 ± 5.41
30
20
10
0
−10
1.5
1
0.5
0
−0.5
68
69
70
71

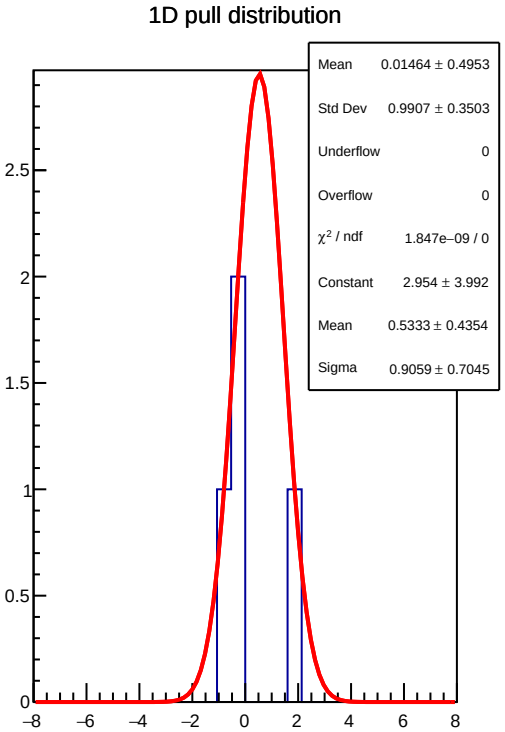
1D pull distribution
Mean 0.01464 ± 0.4953
Std Dev 0.9907 ± 0.3503
Underflow 0
Overflow 0
χ² / ndf 1.847e−09 / 0
Constant 2.954 ± 3.992
Mean 0.5333 ± 0.4354
Sigma 0.9059 ± 0.7045
2.5
2
1.5
1
0.5
0
−8
−6
−4
−2
0
2
4
6
8

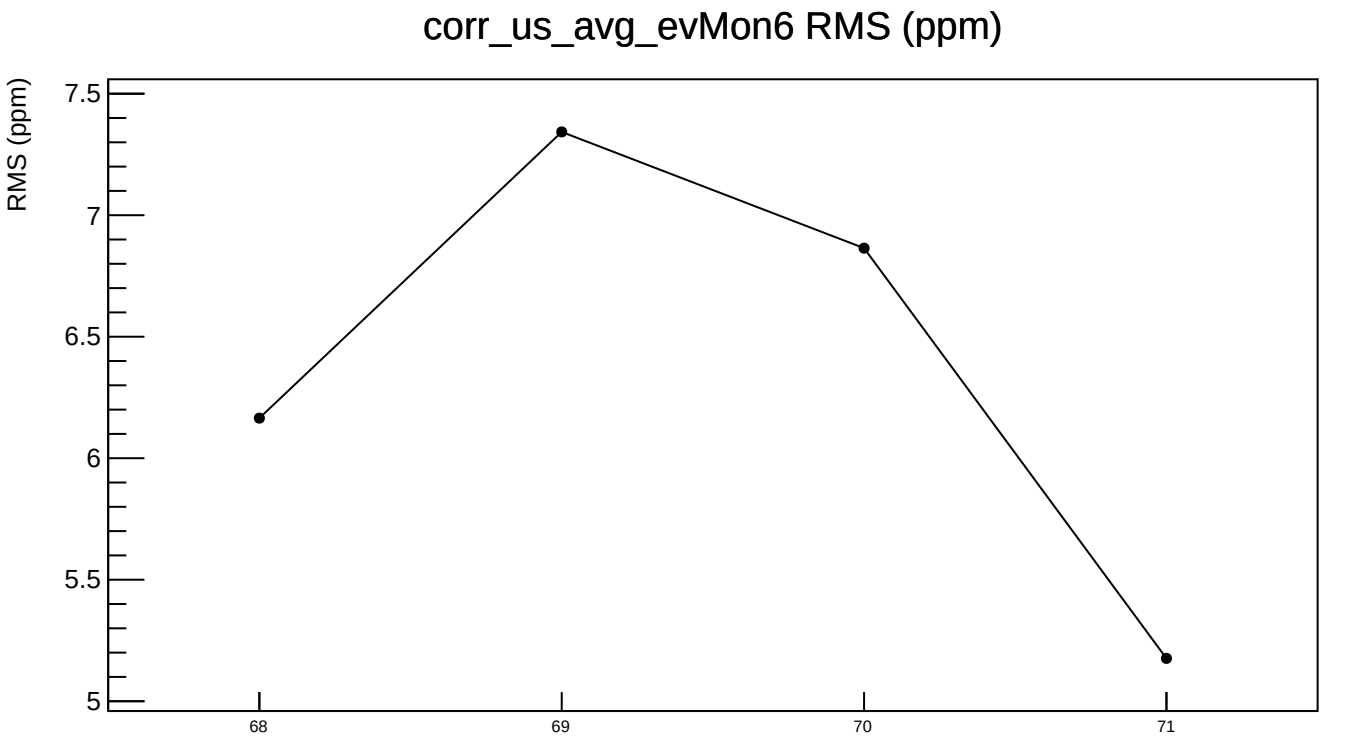
corr_us_avg_evMon6 RMS (ppm)
RMS (ppm)
7.5
7
6.5
6
5.5
5
68
69
70
71

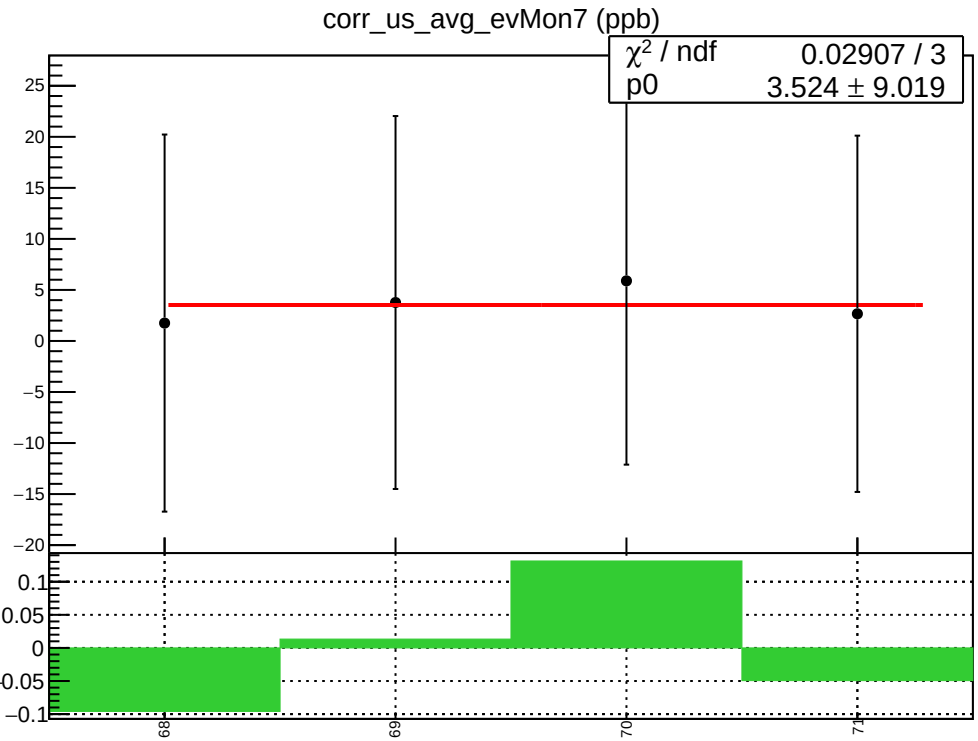
corr_us_avg_evMon7 (ppb)
χ² / ndf 0.02907 / 3
p0 3.524 ± 9.019
25
20
15
10
5
0
−5
−10
−15
−20
0.1
0.05
0
−0.05
−0.1
68
69
70
71

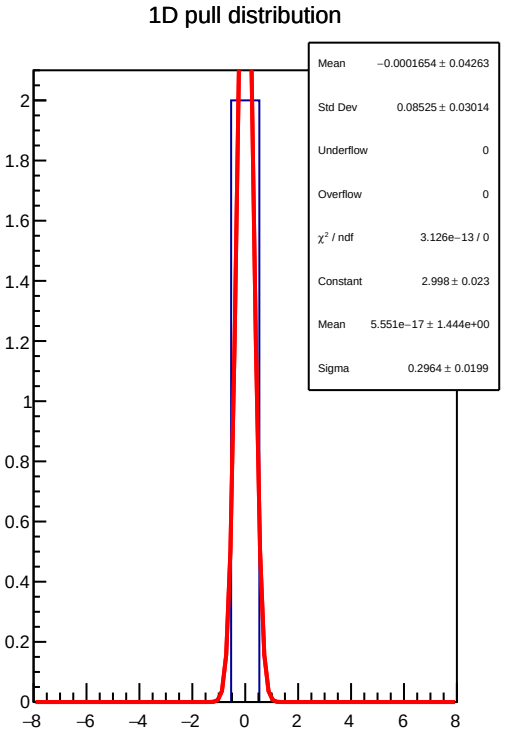
1D pull distribution
Mean −0.0001654 ± 0.04263
Std Dev 0.08525 ± 0.03014
Underflow 0
Overflow 0
χ² / ndf 3.126e−13 / 0
Constant 2.998 ± 0.023
Mean 5.551e−17 ± 1.444e+00
Sigma 0.2964 ± 0.0199
2
1.8
1.6
1.4
1.2
1
0.8
0.6
0.4
0.2
0
−8
−6
−4
−2
0
2
4
6
8

corr_us_avg_evMon7 RMS (ppm)

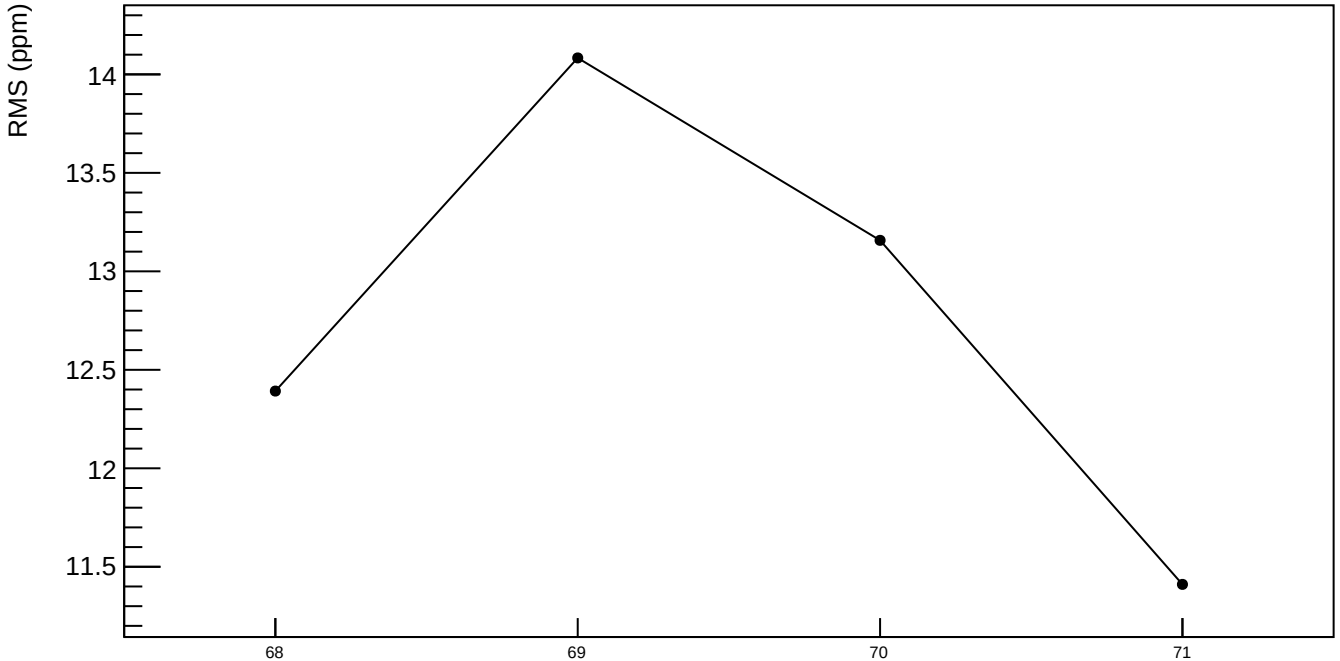

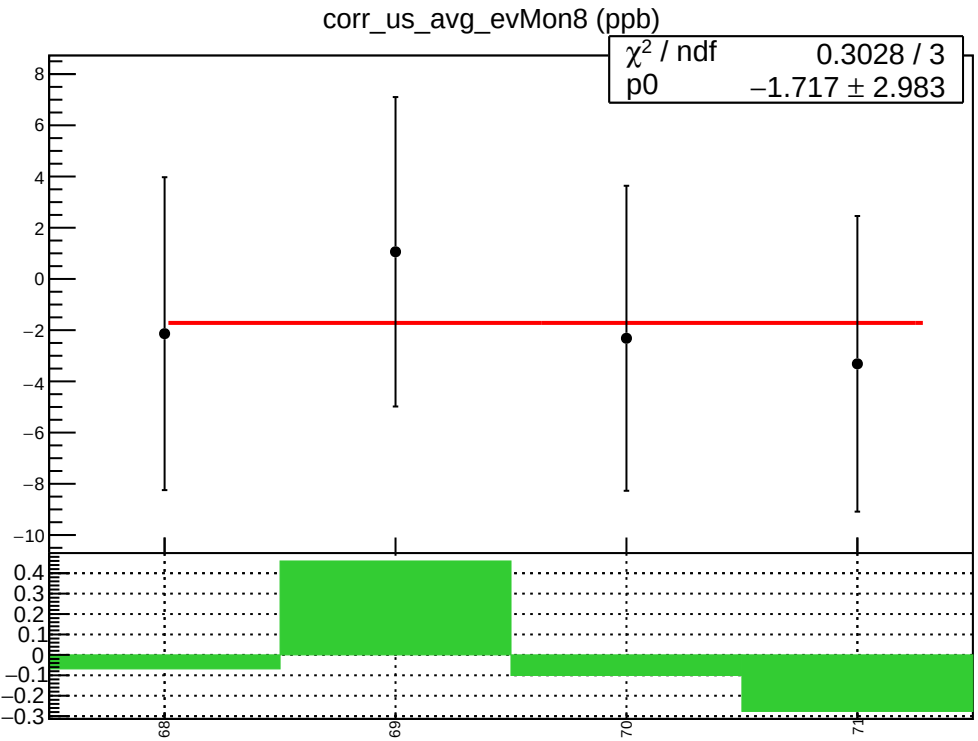
corr_us_avg_evMon8 (ppb)
χ² / ndf 0.3028 / 3
p0 −1.717 ± 2.983
8
6
4
2
0
−2
−4
−6
−8
−10
0.4
0.3
0.2
0.1
0
−0.1
−0.2
−0.3
68
69
70
71

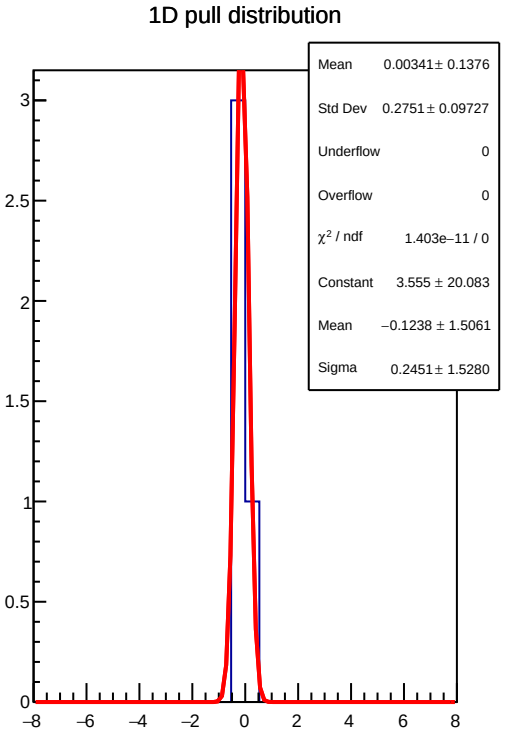
1D pull distribution
Mean 0.00341 ± 0.1376
Std Dev 0.2751 ± 0.09727
Underflow 0
Overflow 0
χ² / ndf 1.403e−11 / 0
Constant 3.555 ± 20.083
Mean −0.1238 ± 1.5061
Sigma 0.2451 ± 1.5280
3
2.5
2
1.5
1
0.5
0
−8
−6
−4
−2
0
2
4
6
8

corr_us_avg_evMon8 RMS (ppm)

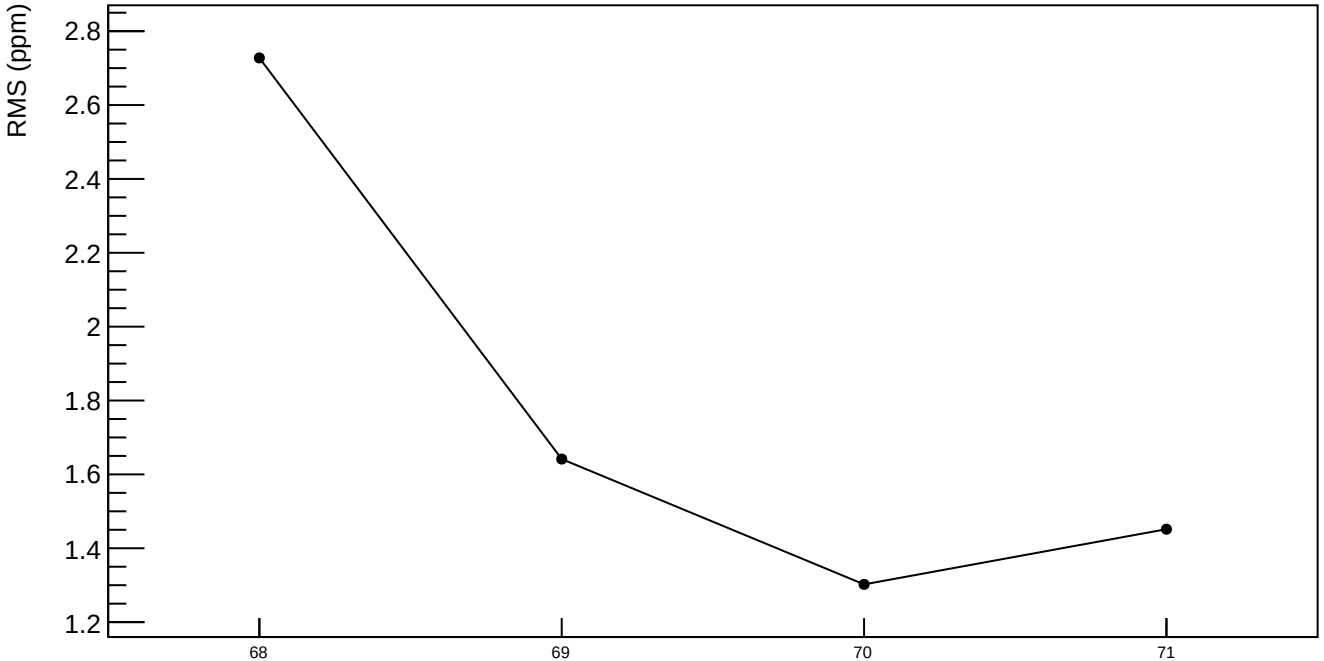

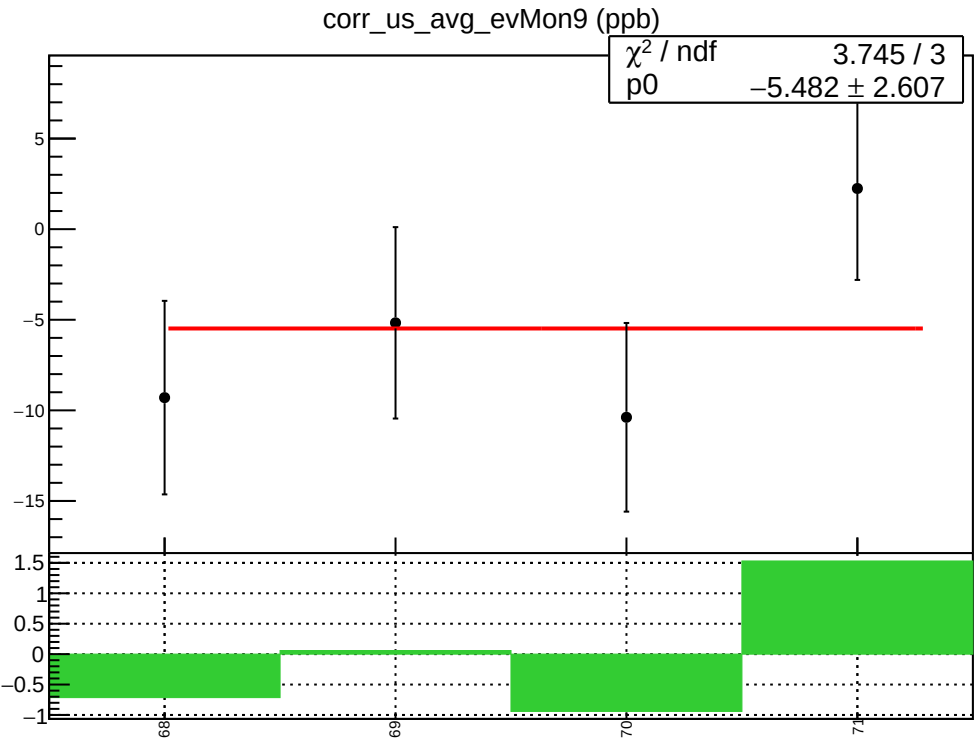
corr_us_avg_evMon9 (ppb)
χ² / ndf 3.745 / 3
p0 −5.482 ± 2.607
5
0
−5
−10
−15
1.5
1
0.5
0
−0.5
−1
68
69
70
71

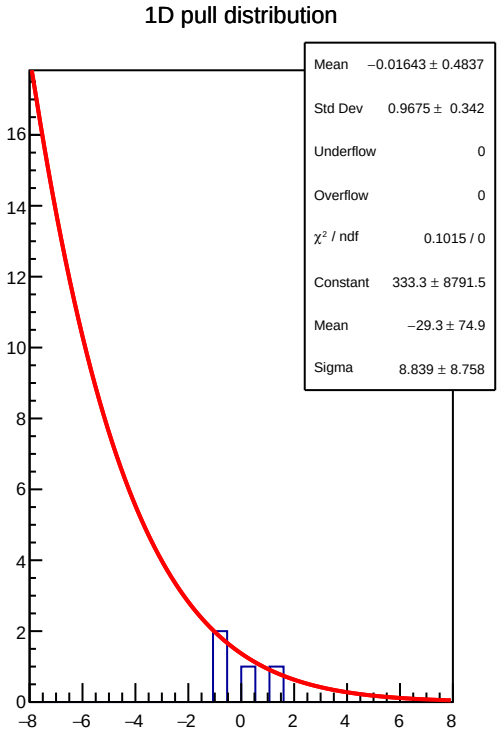
1D pull distribution
Mean −0.01643 ± 0.4837
Std Dev 0.9675 ± 0.342
Underflow 0
Overflow 0
χ² / ndf 0.1015 / 0
Constant 333.3 ± 8791.5
Mean −29.3 ± 74.9
Sigma 8.839 ± 8.758
16
14
12
10
8
6
4
2
0
−8
−6
−4
−2
0
2
4
6
8

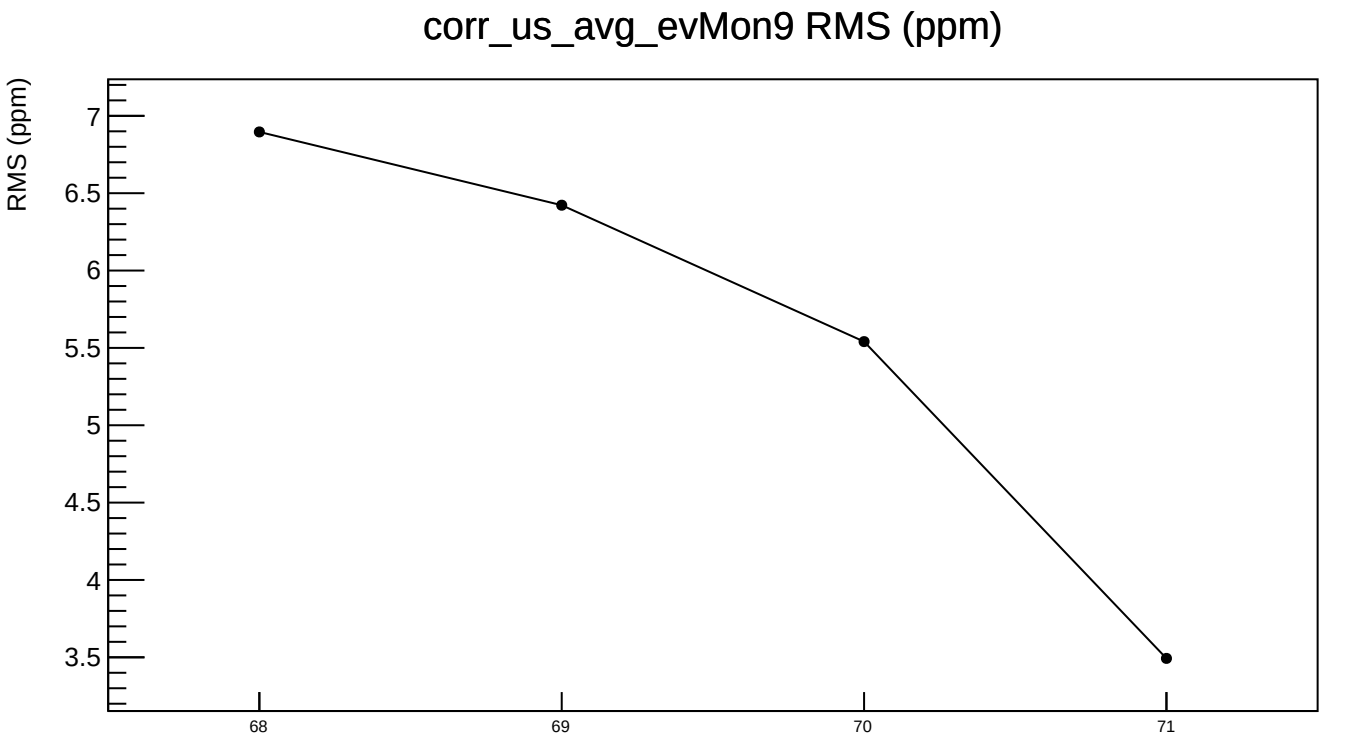
corr_us_avg_evMon9 RMS (ppm)
RMS (ppm)
7
6.5
6
5.5
5
4.5
4
3.5
68
69
70
71

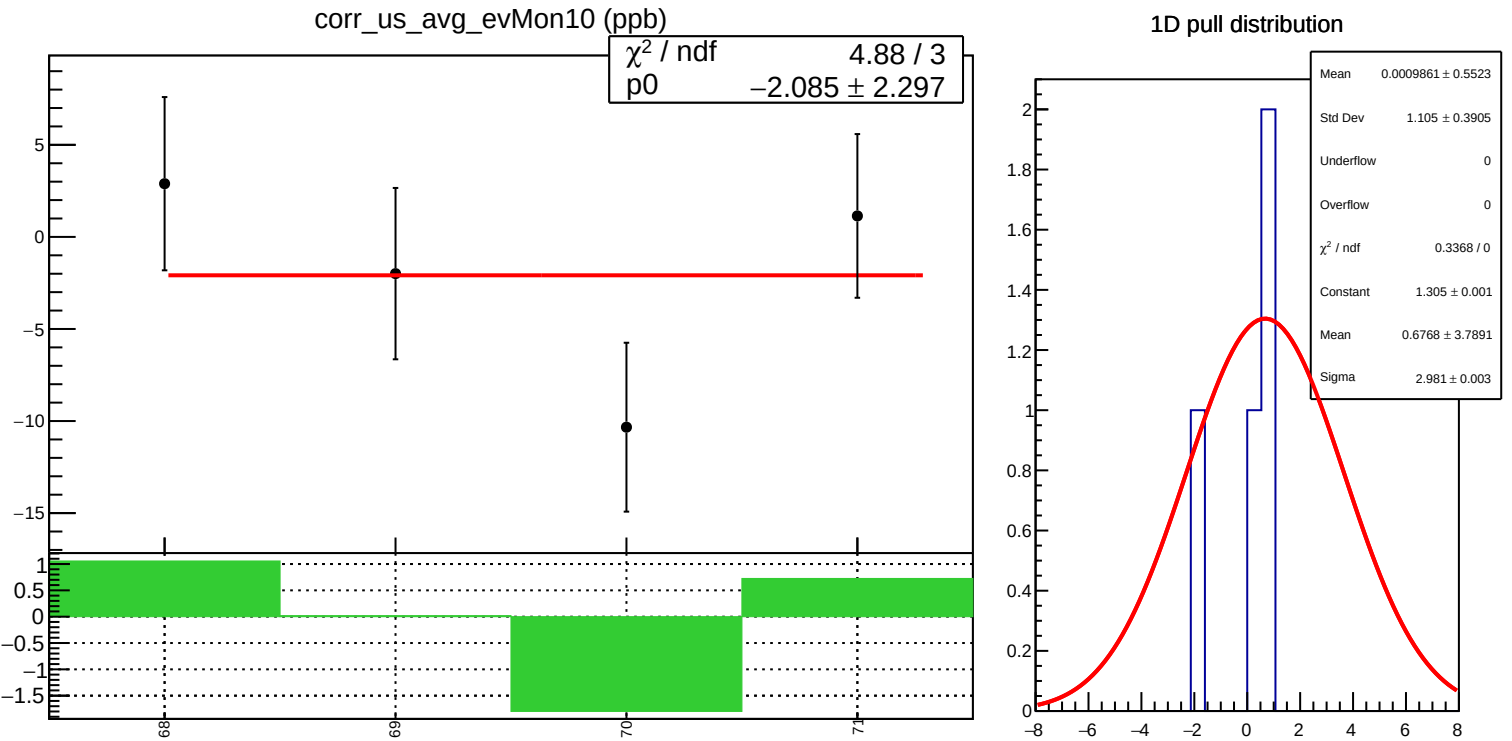
corr_us_avg_evMon10 (ppb)
χ² / ndf 4.88 / 3
p0 −2.085 ± 2.297
5
0
−5
−10
−15
1
0.5
0
−0.5
−1
−1.5
68
69
70
71
1D pull distribution
Mean 0.0009861 ± 0.5523
Std Dev 1.105 ± 0.3905
Underflow 0
Overflow 0
χ² / ndf 0.3368 / 0
Constant 1.305 ± 0.001
Mean 0.6768 ± 3.7891
Sigma 2.981 ± 0.003
2
1.8
1.6
1.4
1.2
1
0.8
0.6
0.4
0.2
0
−8
−6
−4
−2
0
2
4
6
8

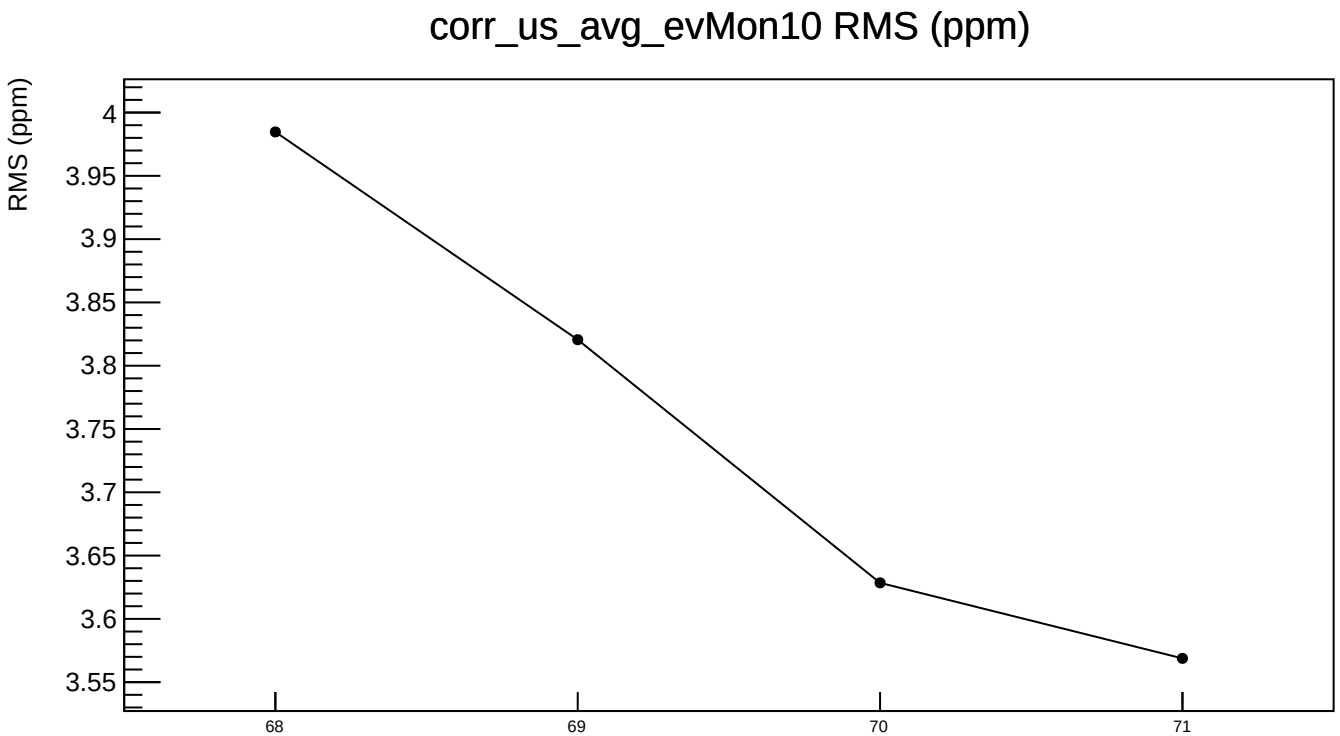
corr_us_avg_evMon10 RMS (ppm)
RMS (ppm)
4
3.95
3.9
3.85
3.8
3.75
3.7
3.65
3.6
3.55
68
69
70
71

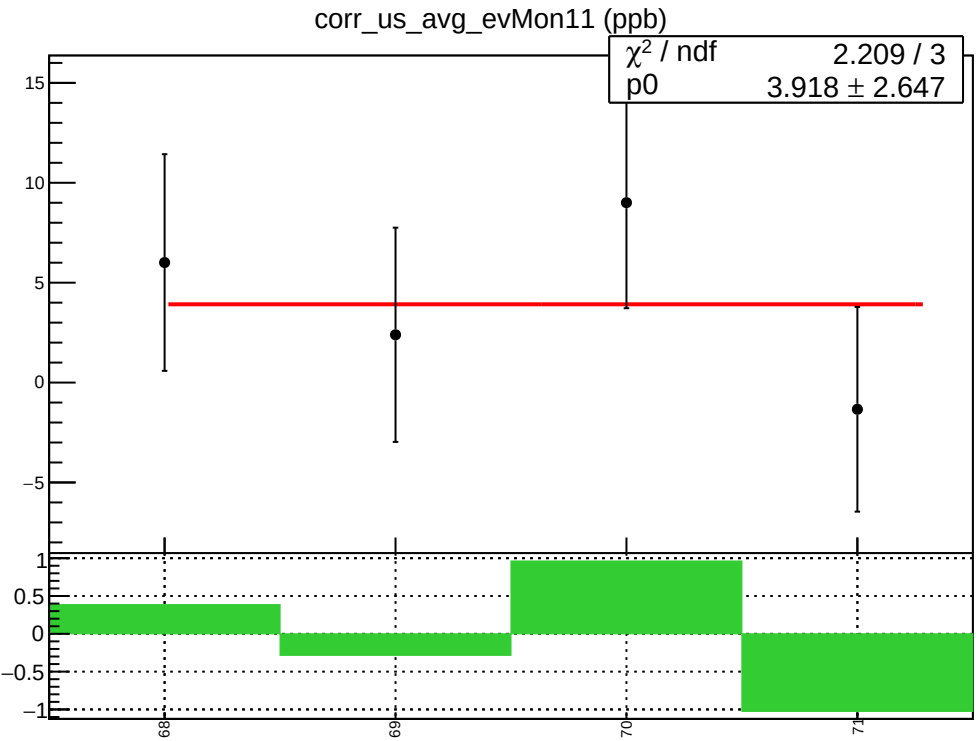
corr_us_avg_evMon11 (ppb)
χ² / ndf 2.209 / 3
p0 3.918 ± 2.647
15
10
5
0
−5
1
0.5
0
−0.5
−1
68
69
70
71

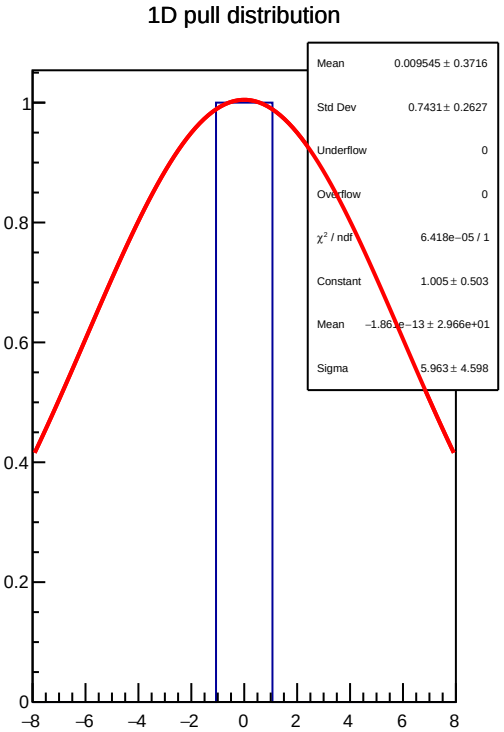
1D pull distribution
Mean 0.009545 ± 0.3716
Std Dev 0.7431 ± 0.2627
Underflow 0
Overflow 0
χ² / ndf 6.418e−05 / 1
Constant 1.005 ± 0.503
Mean −1.861e−13 ± 2.966e+01
Sigma 5.963 ± 4.598
1
0.8
0.6
0.4
0.2
0
−8
−6
−4
−2
0
2
4
6
8

corr_us_avg_evMon11 RMS (ppm)

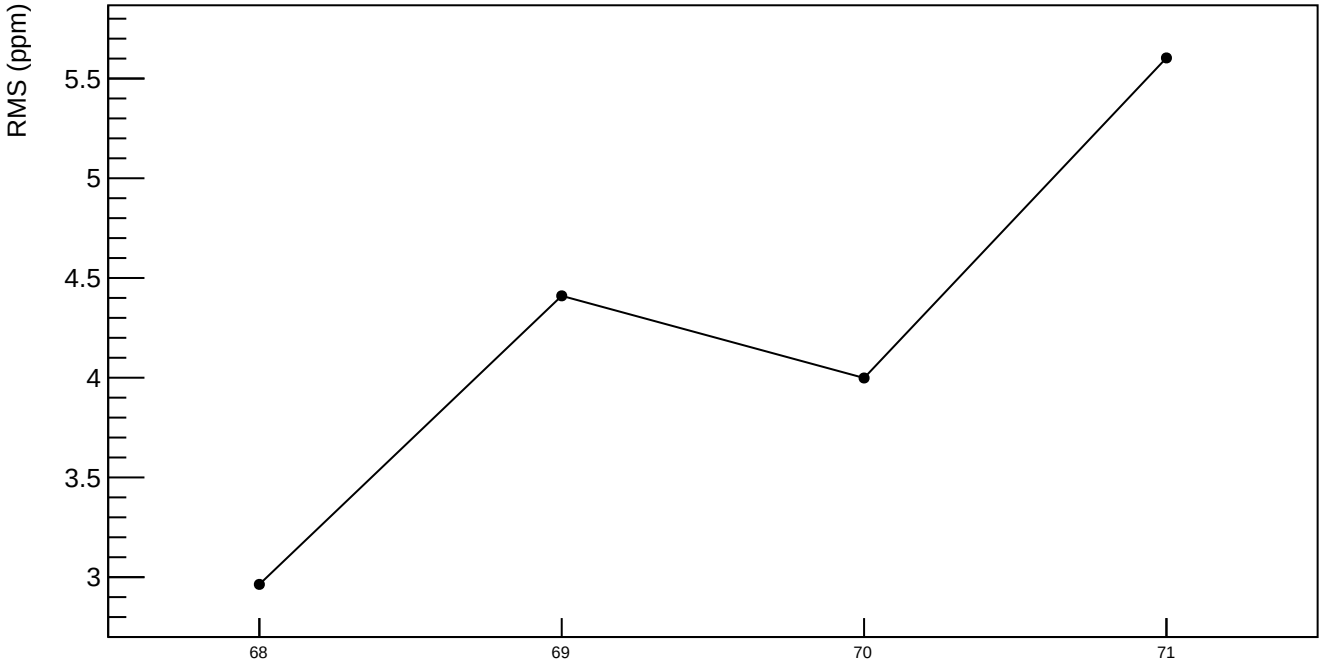

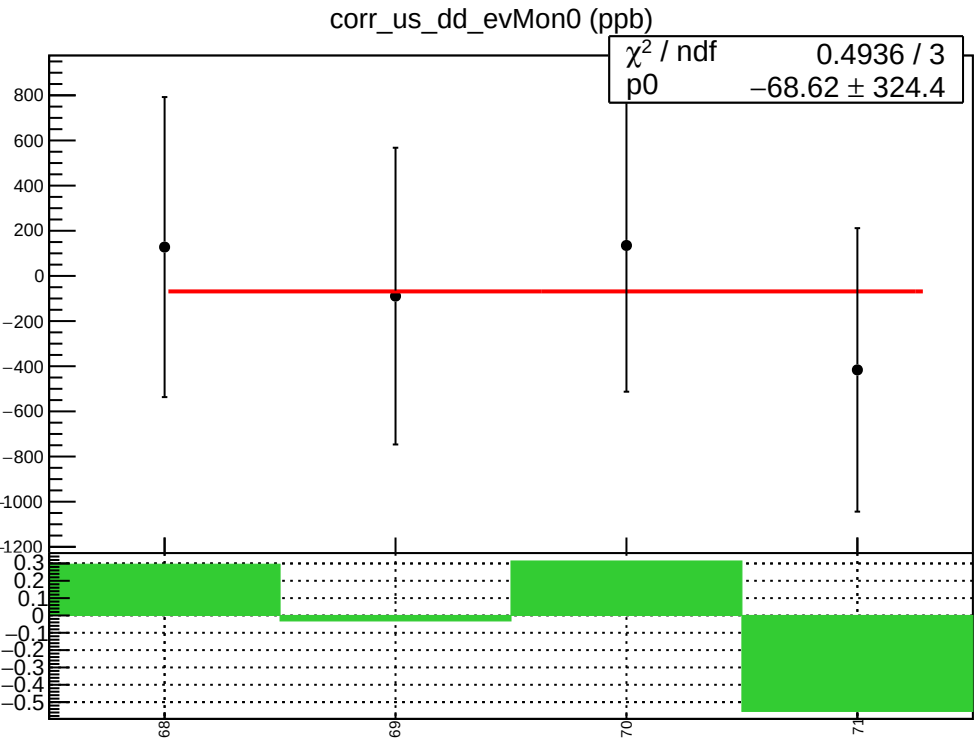
corr_us_dd_evMon0 (ppb)
χ² / ndf 0.4936 / 3
p0 −68.62 ± 324.4
800
600
400
200
0
−200
−400
−600
−800
−1000
−1200
0.3
0.2
0.1
0
−0.1
−0.2
−0.3
−0.4
−0.5
68
69
70
71

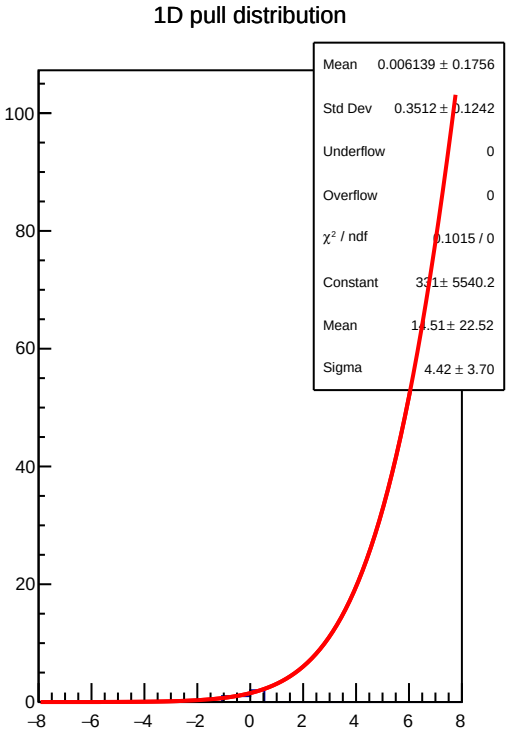
1D pull distribution
Mean 0.006139 ± 0.1756
Std Dev 0.3512 ± 0.1242
Underflow 0
Overflow 0
χ² / ndf 0.1015 / 0
Constant 331± 5540.2
Mean 1.51± 22.52
Sigma 4.42 ± 3.70
100
80
60
40
20
0
−8
−6
−4
−2
0
2
4
6
8

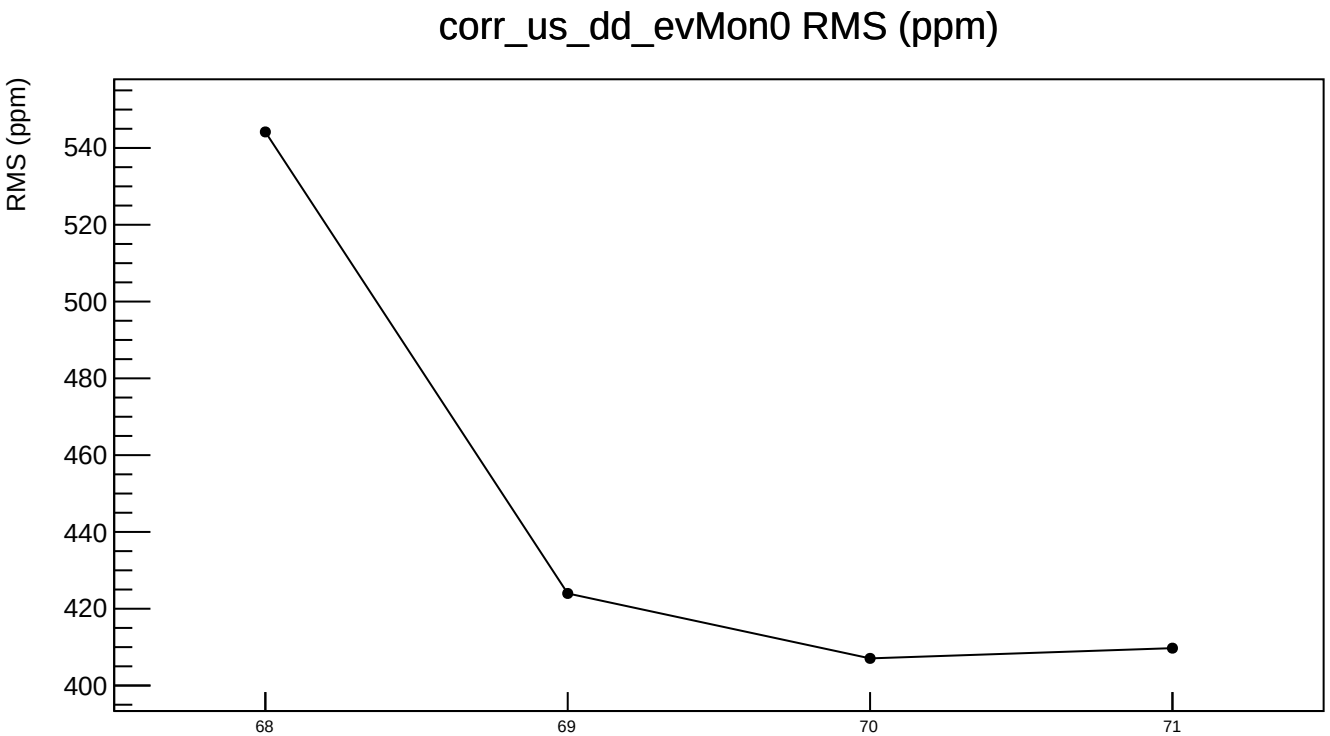
corr_us_dd_evMon0 RMS (ppm)
RMS (ppm)
540
520
500
480
460
440
420
400
68
69
70
71

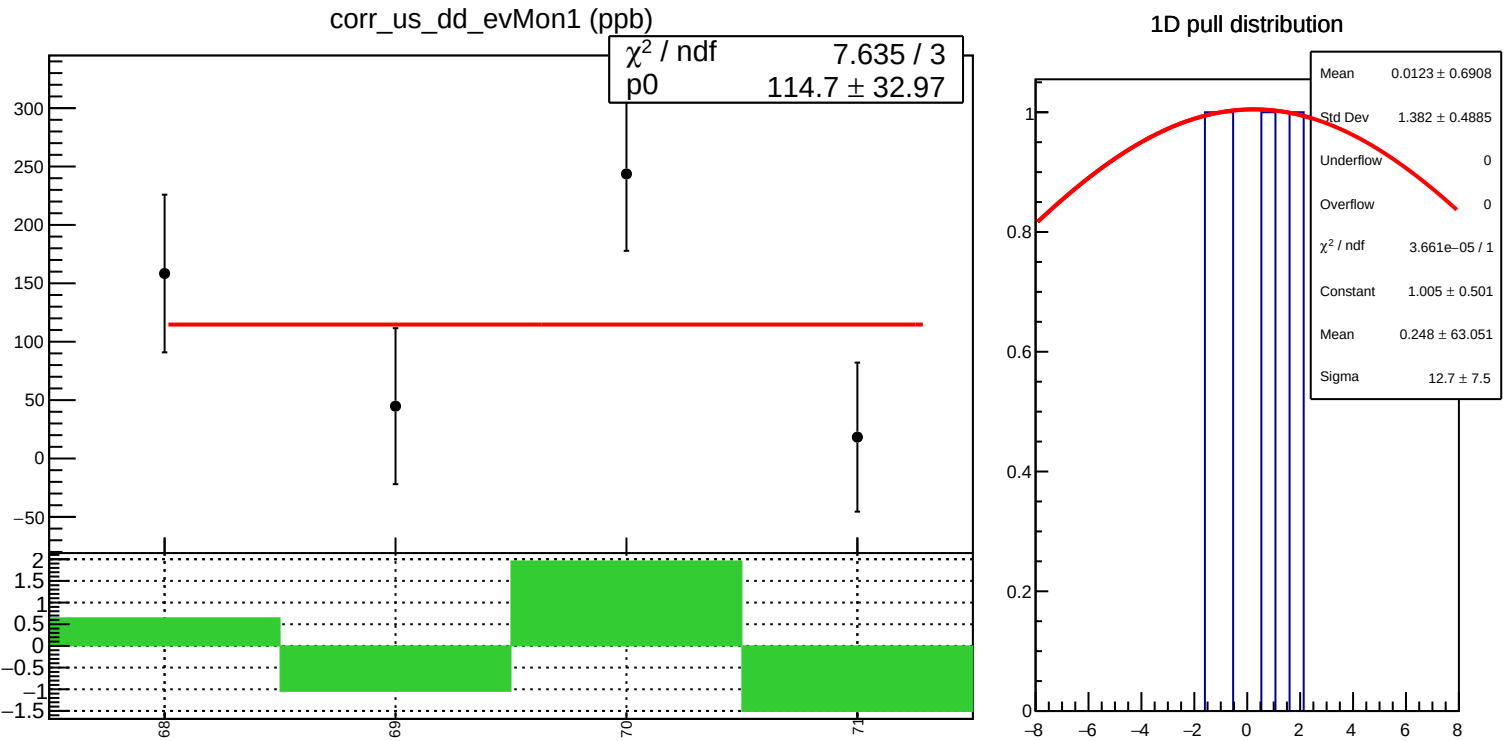
corr_us_dd_evMon1 (ppb)
χ² / ndf 7.635 / 3
p0 114.7 ± 32.97
1D pull distribution
Mean 0.0123 ± 0.6908
Std Dev 1.382 ± 0.4885
Underflow 0
Overflow 0
χ² / ndf 3.661e−05 / 1
Constant 1.005 ± 0.501
Mean 0.248 ± 63.051
Sigma 12.7 ± 7.5

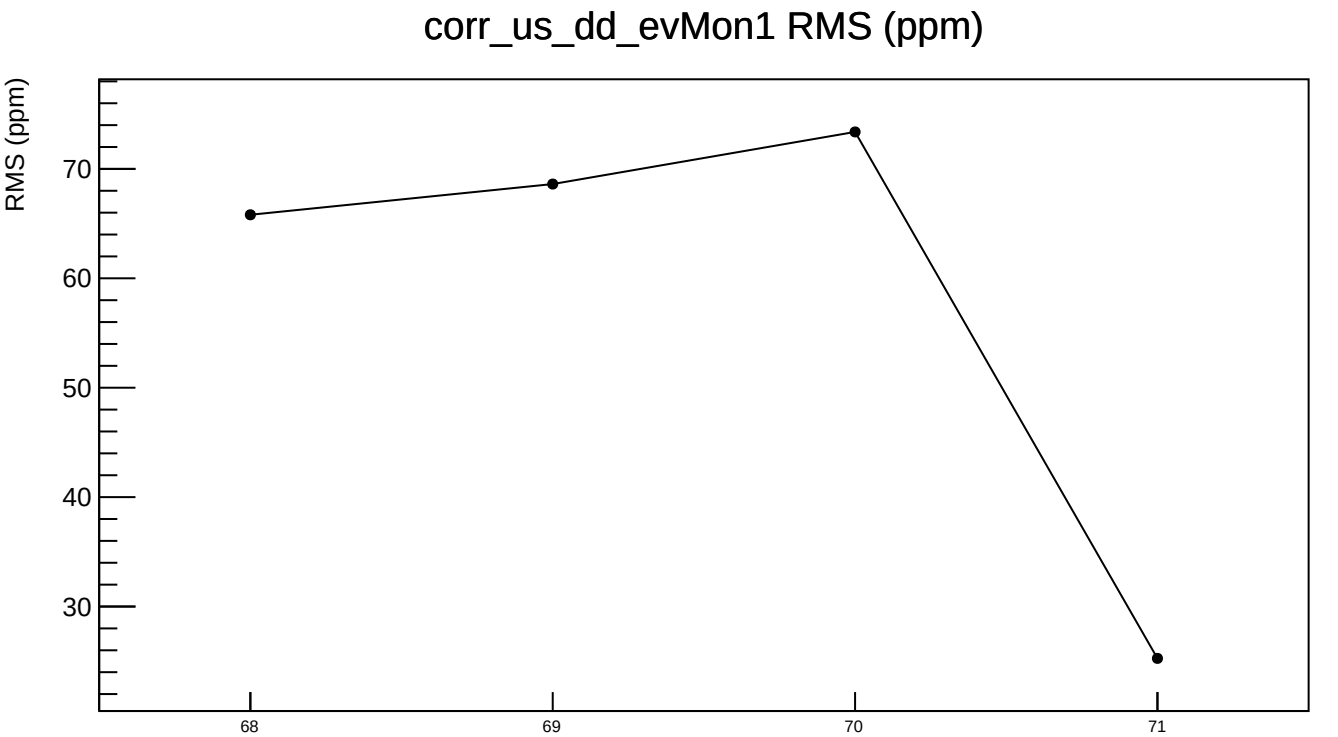
corr_us_dd_evMon1 RMS (ppm)
RMS (ppm)
70
60
50
40
30
68
69
70
71

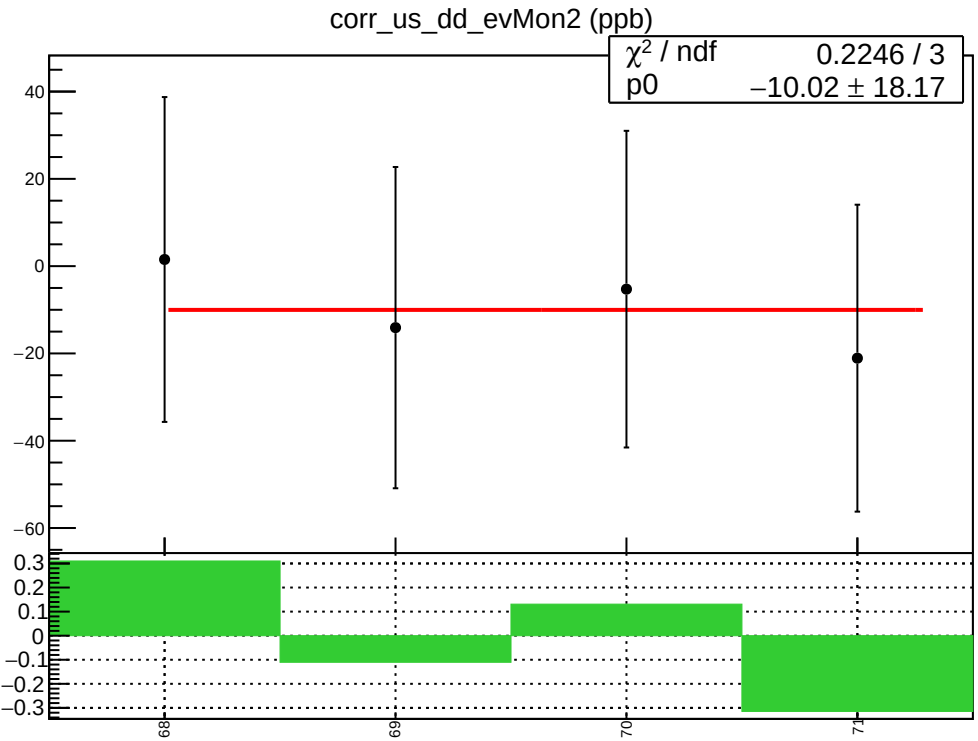
corr_us_dd_evMon2 (ppb)
χ² / ndf 0.2246 / 3
p0 −10.02 ± 18.17
40
20
0
−20
−40
−60
0.3
0.2
0.1
0
−0.1
−0.2
−0.3
68
69
70
71

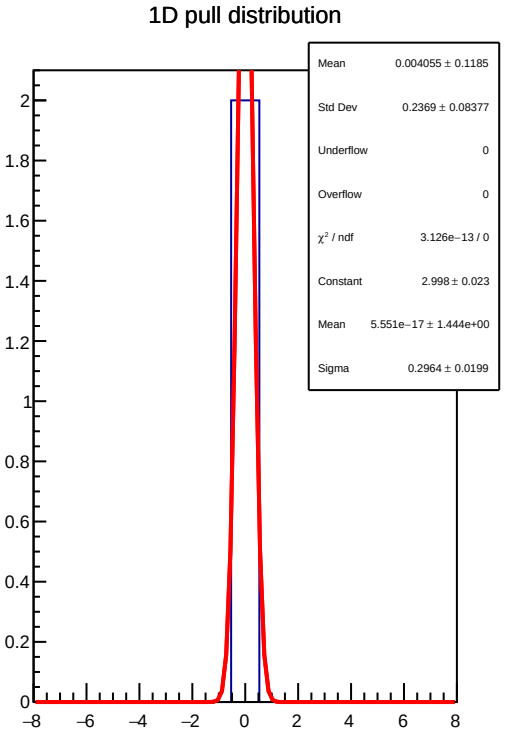
1D pull distribution
Mean 0.004055 ± 0.1185
Std Dev 0.2369 ± 0.08377
Underflow 0
Overflow 0
χ² / ndf 3.126e−13 / 0
Constant 2.998 ± 0.023
Mean 5.551e−17 ± 1.444e+00
Sigma 0.2964 ± 0.0199
2
1.8
1.6
1.4
1.2
1
0.8
0.6
0.4
0.2
0
−8
−6
−4
−2
0
2
4
6
8

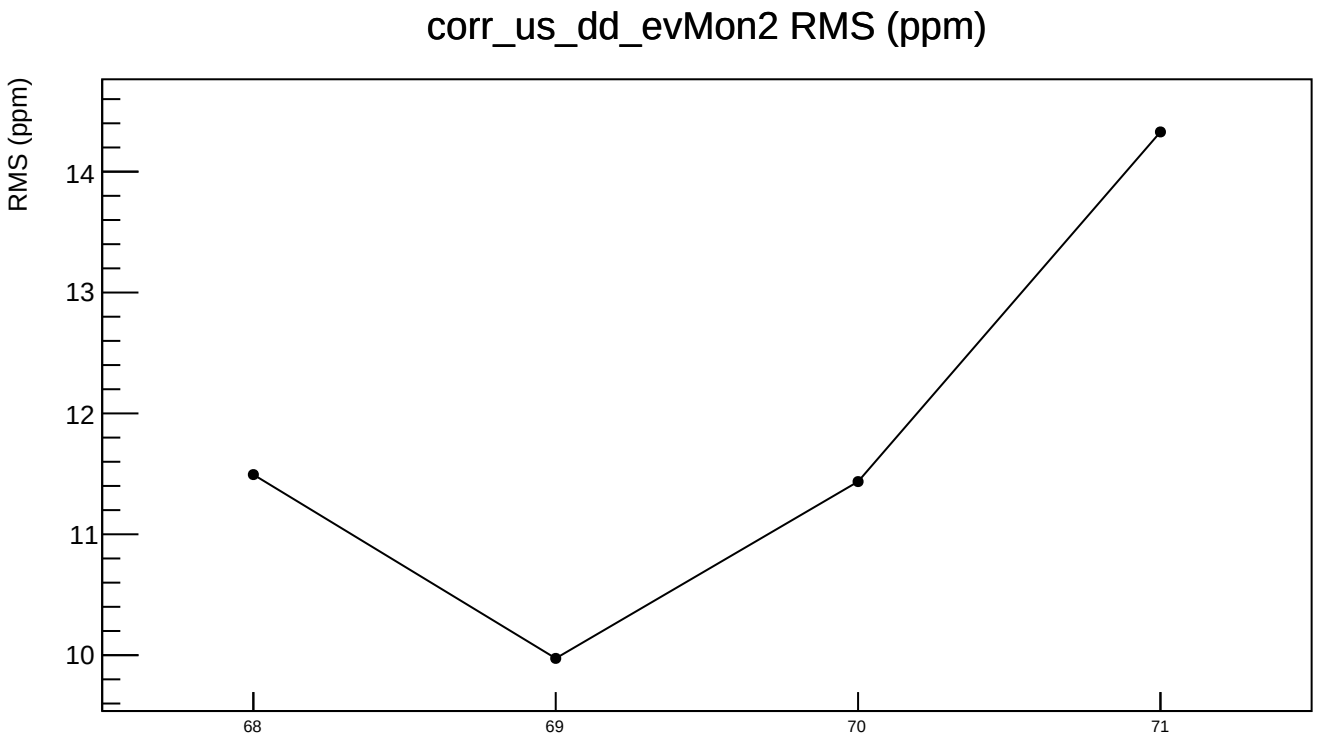
corr_us_dd_evMon2 RMS (ppm)
RMS (ppm)
14
13
12
11
10
68
69
70
71

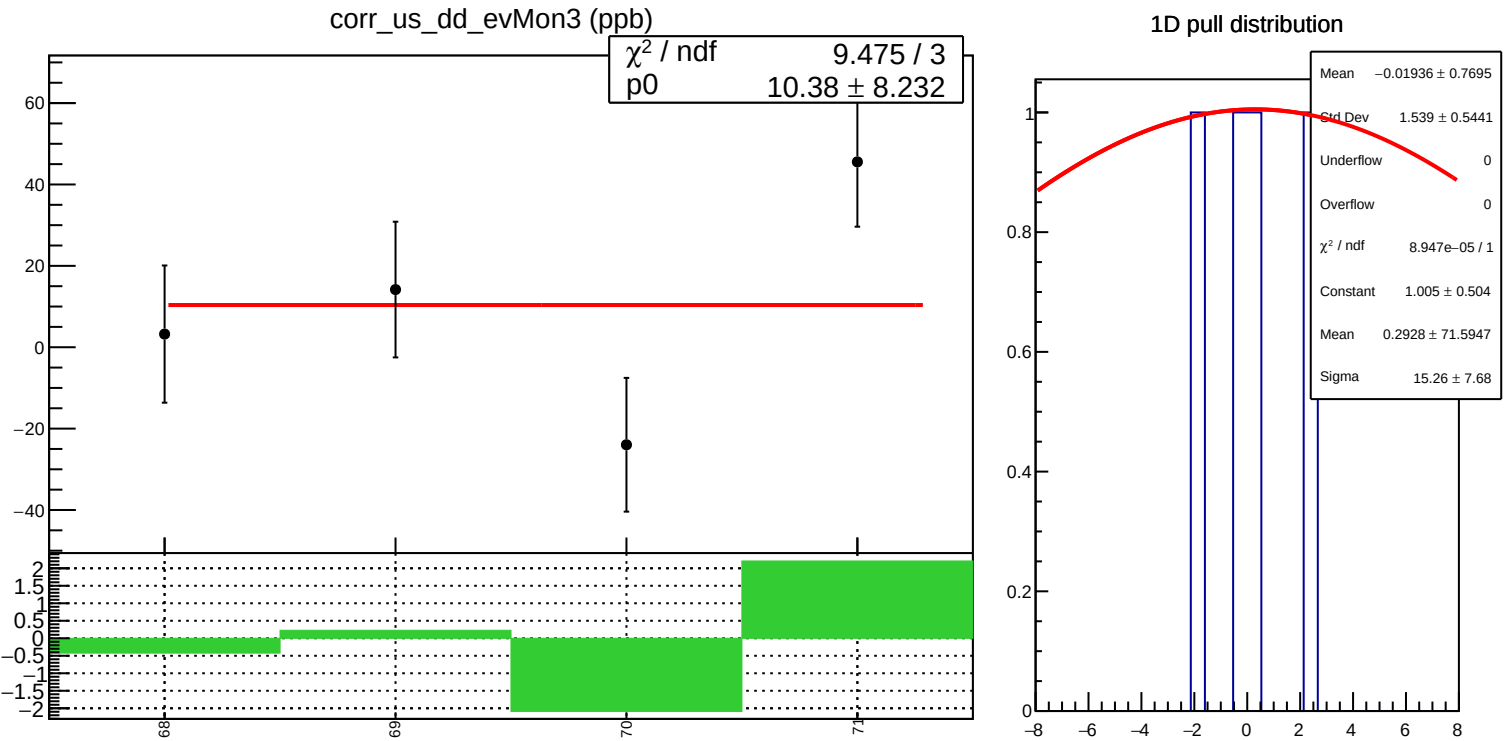
corr_us_dd_evMon3 (ppb)
χ² / ndf 9.475 / 3
p0 10.38 ± 8.232
60
40
20
0
−20
−40
2
1.5
1
0.5
0
−0.5
−1
−1.5
−2
68
69
70
71
1D pull distribution
Mean −0.01936 ± 0.7695
Std Dev 1.539 ± 0.5441
Underflow 0
Overflow 0
χ² / ndf 8.947e−05 / 1
Constant 1.005 ± 0.504
Mean 0.2928 ± 71.5947
Sigma 15.26 ± 7.68
1
0.8
0.6
0.4
0.2
0
−8
−6
−4
−2
0
2
4
6
8

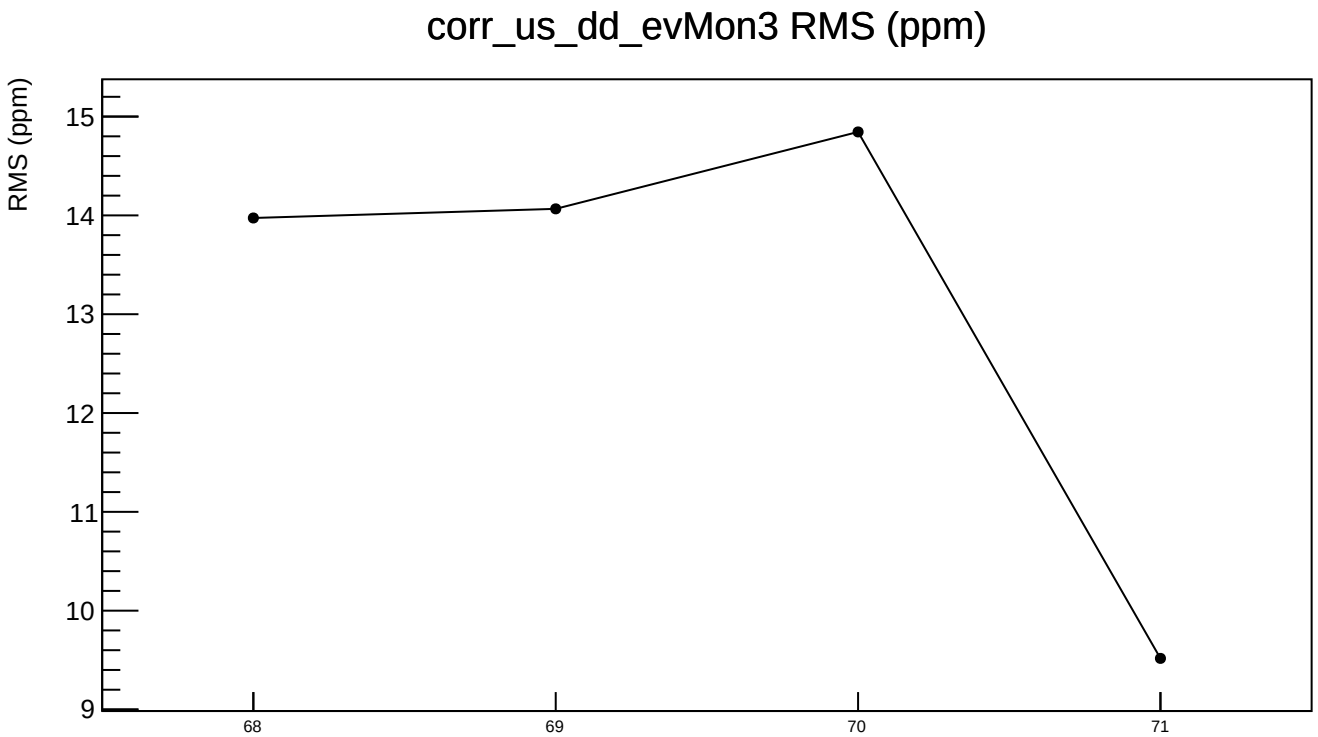
corr_us_dd_evMon3 RMS (ppm)
RMS (ppm)
15
14
13
12
11
10
9
68
69
70
71

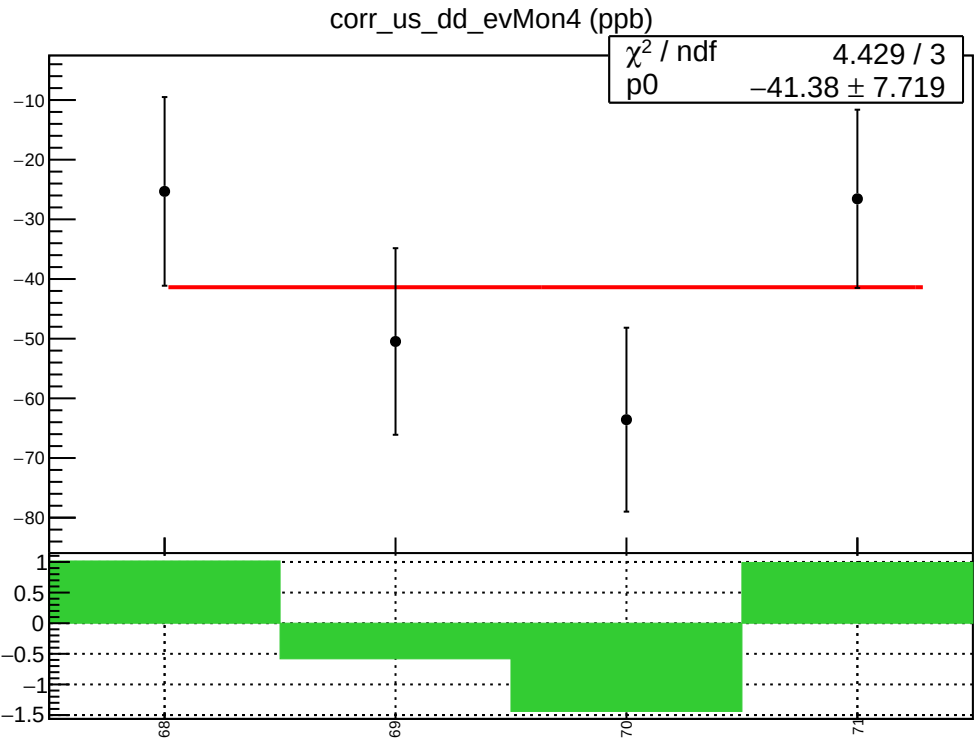
corr_us_dd_evMon4 (ppb)
χ^2 / ndf 4.429 / 3
p0 −41.38 ± 7.719
−10
−20
−30
−40
−50
−60
−70
−80
1
0.5
0
−0.5
−1
−1.5
68
69
70
71

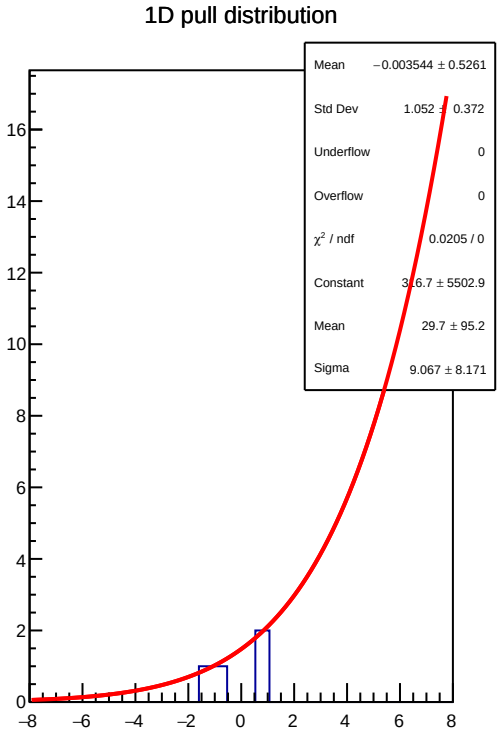
1D pull distribution
Mean −0.003544 ± 0.5261
Std Dev 1.052 ± 0.372
Underflow 0
Overflow 0
χ^2 / ndf 0.0205 / 0
Constant 3.6.7 ± 5502.9
Mean 29.7 ± 95.2
Sigma 9.067 ± 8.171
16
14
12
10
8
6
4
2
0
−8
−6
−4
−2
0
2
4
6
8

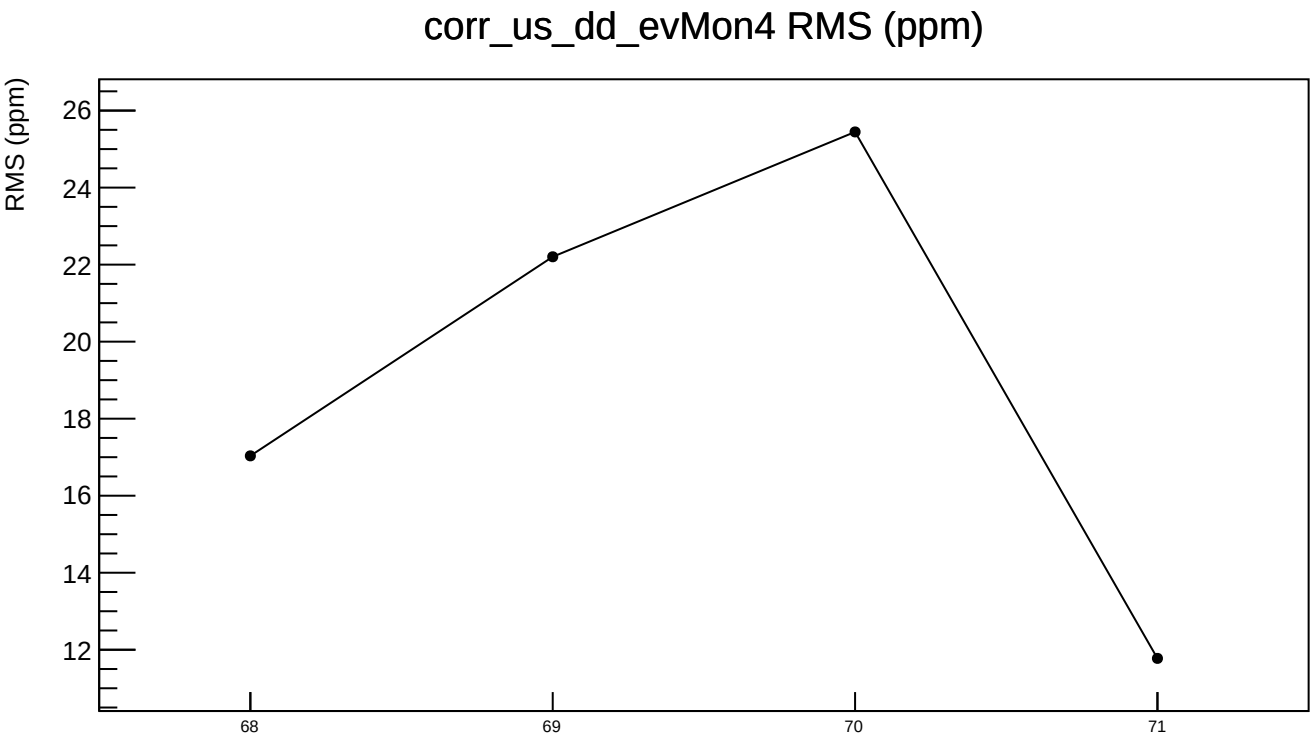
corr_us_dd_evMon4 RMS (ppm)
RMS (ppm)
26
24
22
20
18
16
14
12
68
69
70
71

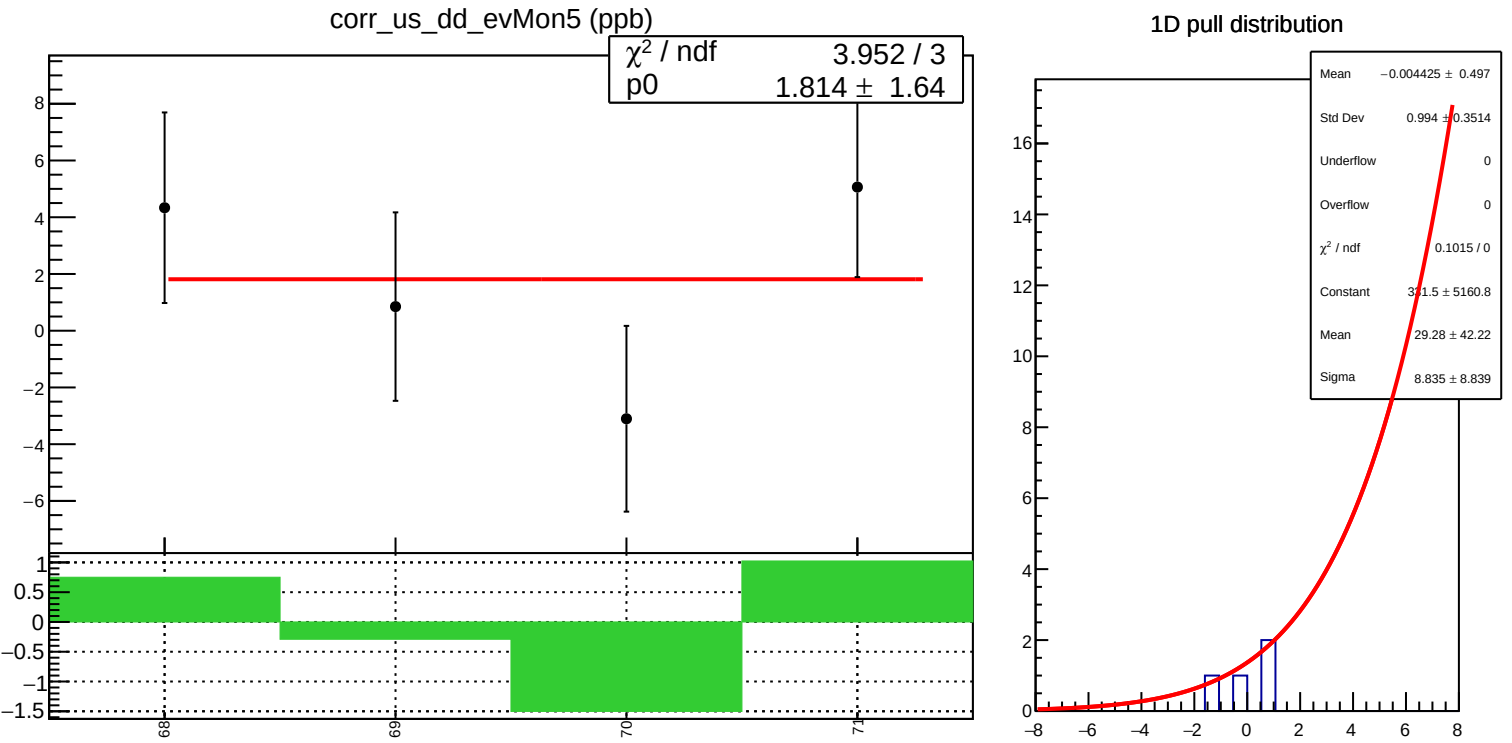
corr_us_dd_evMon5 (ppb)
χ² / ndf 3.952 / 3
p0 1.814 ± 1.64
8
6
4
2
0
−2
−4
−6
1
0.5
0
−0.5
−1
−1.5
68
69
70
71
1D pull distribution
Mean −0.004425 ± 0.497
Std Dev 0.994 ± 0.3514
Underflow 0
Overflow 0
χ² / ndf 0.1015 / 0
Constant 331.5 ± 5160.8
Mean 29.28 ± 42.22
Sigma 8.835 ± 8.839
16
14
12
10
8
6
4
2
0
−8
−6
−4
−2
0
2
4
6
8

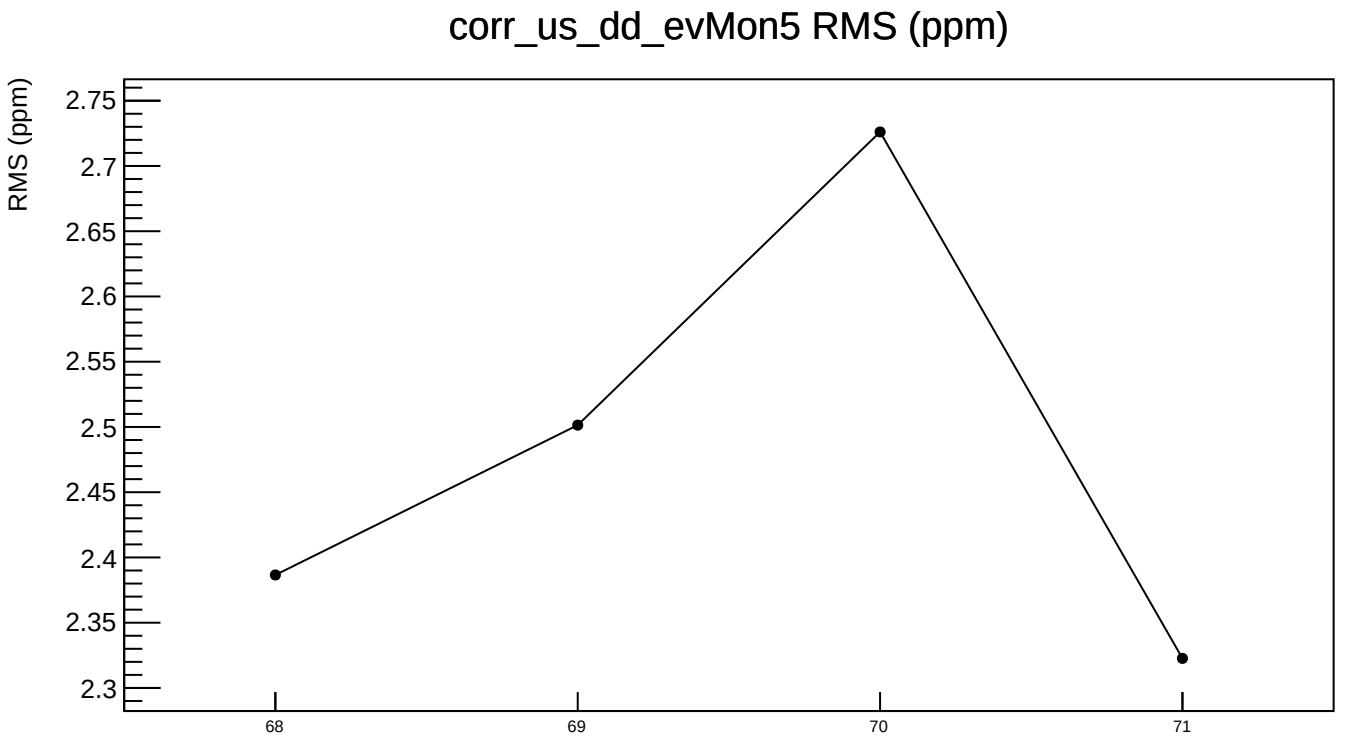
corr_us_dd_evMon5 RMS (ppm)
RMS (ppm)
2.75
2.7
2.65
2.6
2.55
2.5
2.45
2.4
2.35
2.3
68
69
70
71

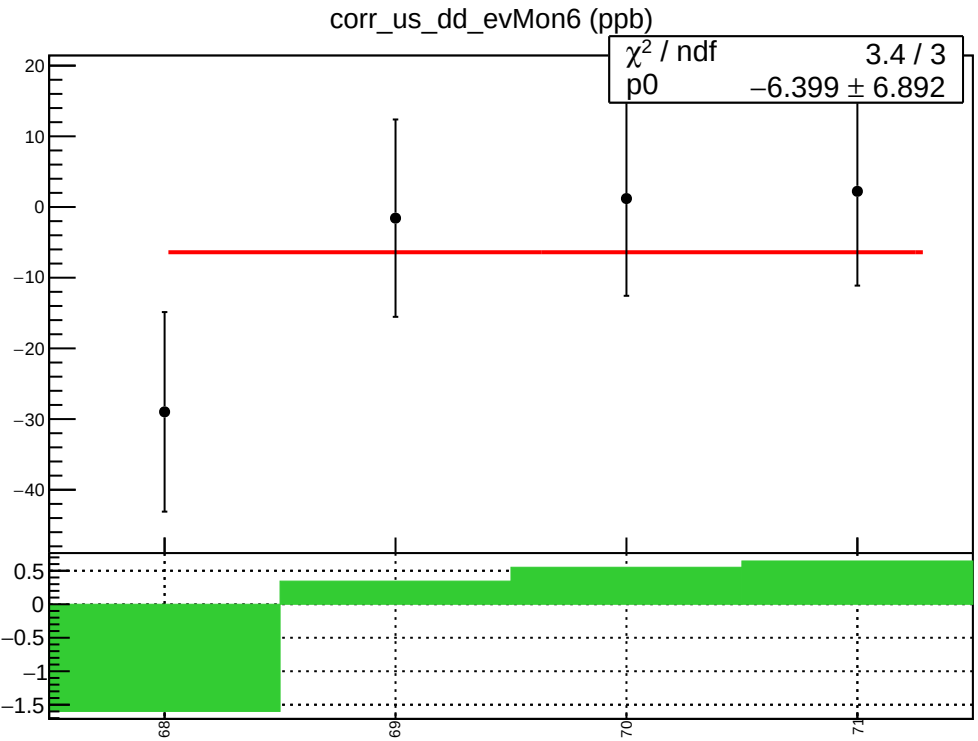
corr_us_dd_evMon6 (ppb)
χ² / ndf 3.4 / 3
p0 −6.399 ± 6.892
20
10
0
−10
−20
−30
−40
0.5
0
−0.5
−1
−1.5
68
69
70
71

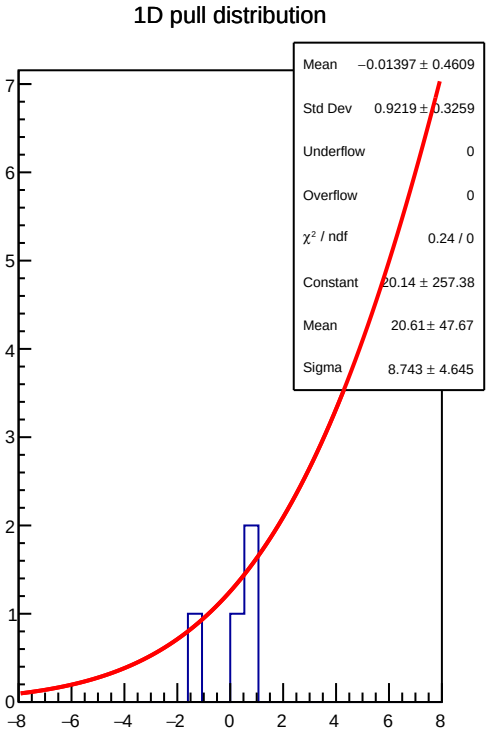
1D pull distribution
Mean −0.01397 ± 0.4609
Std Dev 0.9219 ± 0.3259
Underflow 0
Overflow 0
χ² / ndf 0.24 / 0
Constant 20.14 ± 257.38
Mean 20.61 ± 47.67
Sigma 8.743 ± 4.645
7
6
5
4
3
2
1
0
−8
−6
−4
−2
0
2
4
6
8

corr_us_dd_evMon6 RMS (ppm)

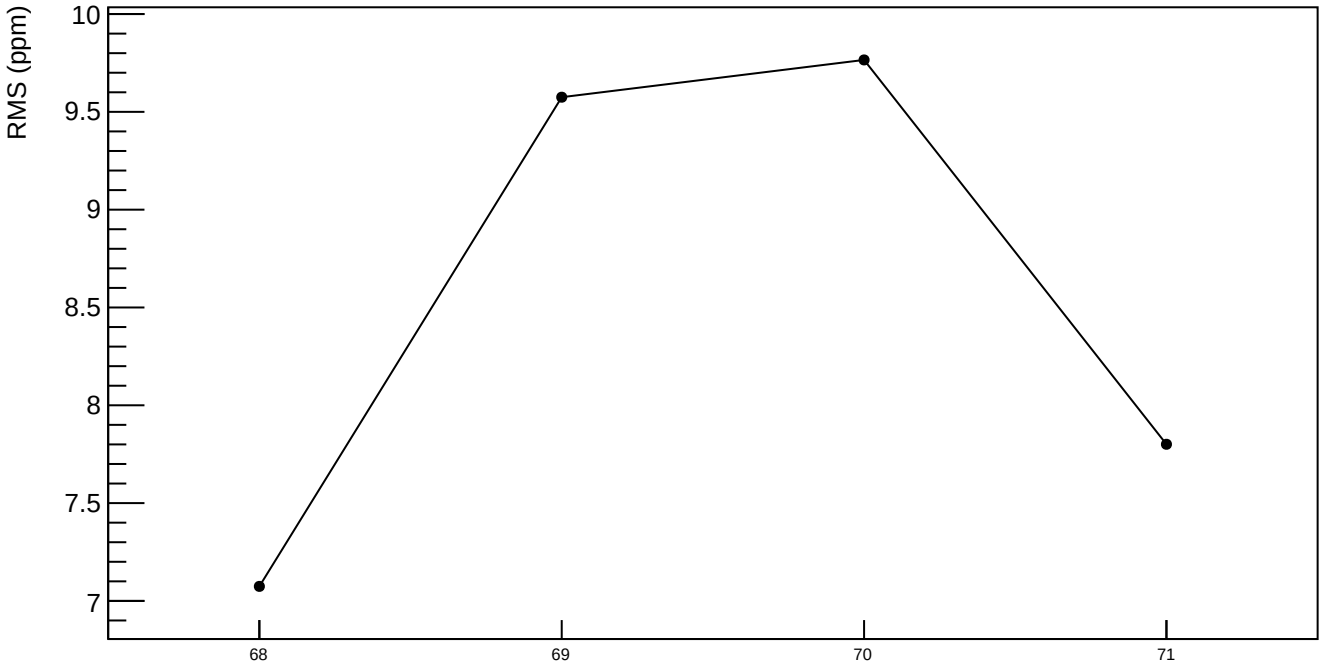

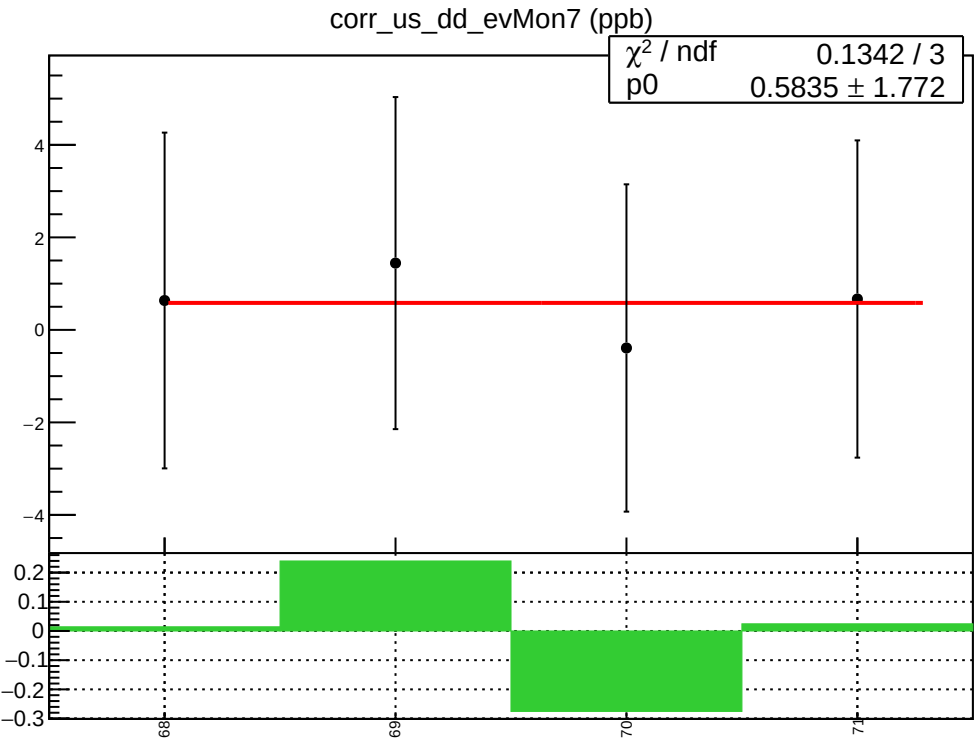
corr_us_dd_evMon7 (ppb)
χ² / ndf 0.1342 / 3
p0 0.5835 ± 1.772
4
2
0
−2
−4
0.2
0.1
0
−0.1
−0.2
−0.3
68
69
70
71

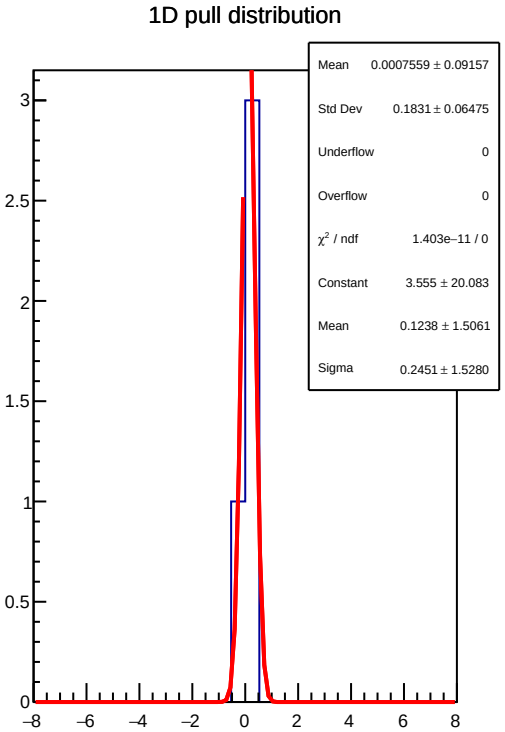
1D pull distribution
Mean 0.0007559 ± 0.09157
Std Dev 0.1831 ± 0.06475
Underflow 0
Overflow 0
χ² / ndf 1.403e−11 / 0
Constant 3.555 ± 20.083
Mean 0.1238 ± 1.5061
Sigma 0.2451 ± 1.5280
3
2.5
2
1.5
1
0.5
0
−8
−6
−4
−2
0
2
4
6
8

corr_us_dd_evMon7 RMS (ppm)

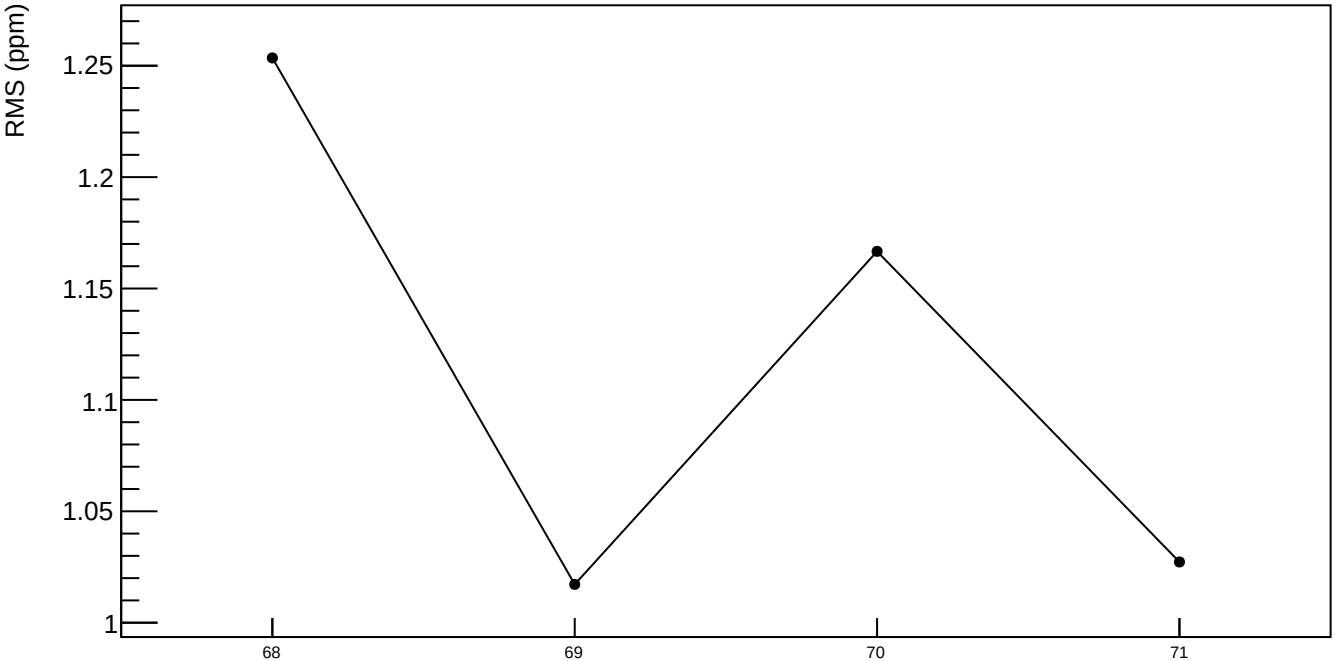

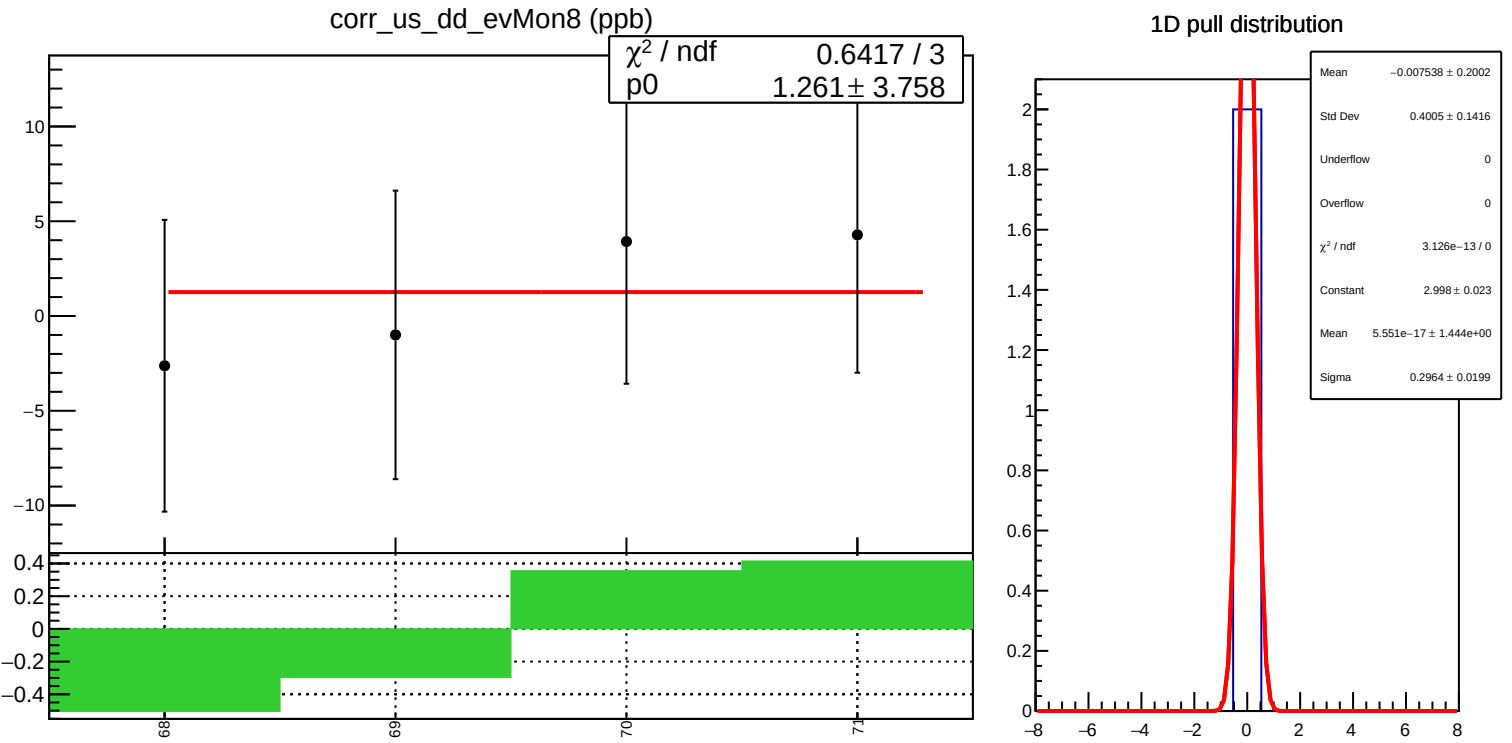
corr_us_dd_evMon8 (ppb)
χ² / ndf 0.6417 / 3
p0 1.261 ± 3.758
1D pull distribution
Mean −0.007538 ± 0.2002
Std Dev 0.4005 ± 0.1416
Underflow 0
Overflow 0
χ² / ndf 3.126e−13 / 0
Constant 2.998 ± 0.023
Mean 5.551e−17 ± 1.444e+00
Sigma 0.2964 ± 0.0199

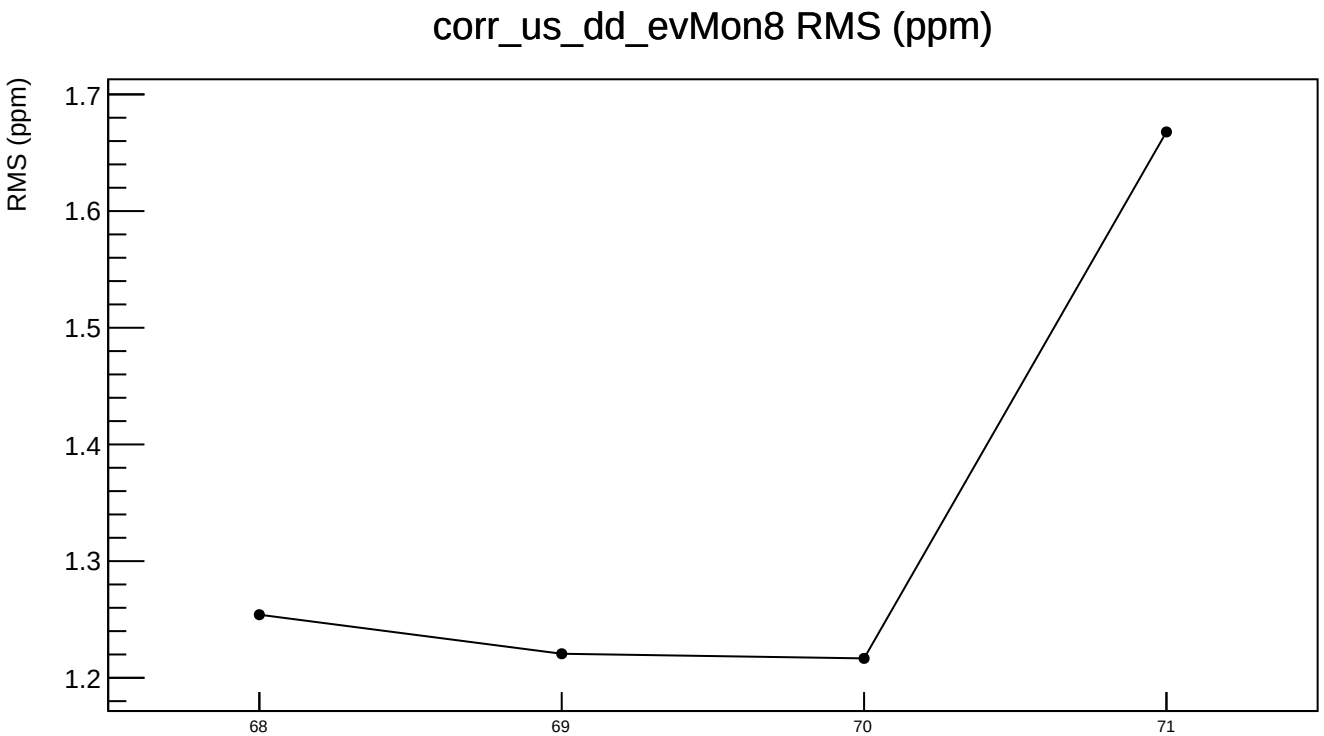
corr_us_dd_evMon8 RMS (ppm)
RMS (ppm)
1.7
1.6
1.5
1.4
1.3
1.2
68
69
70
71

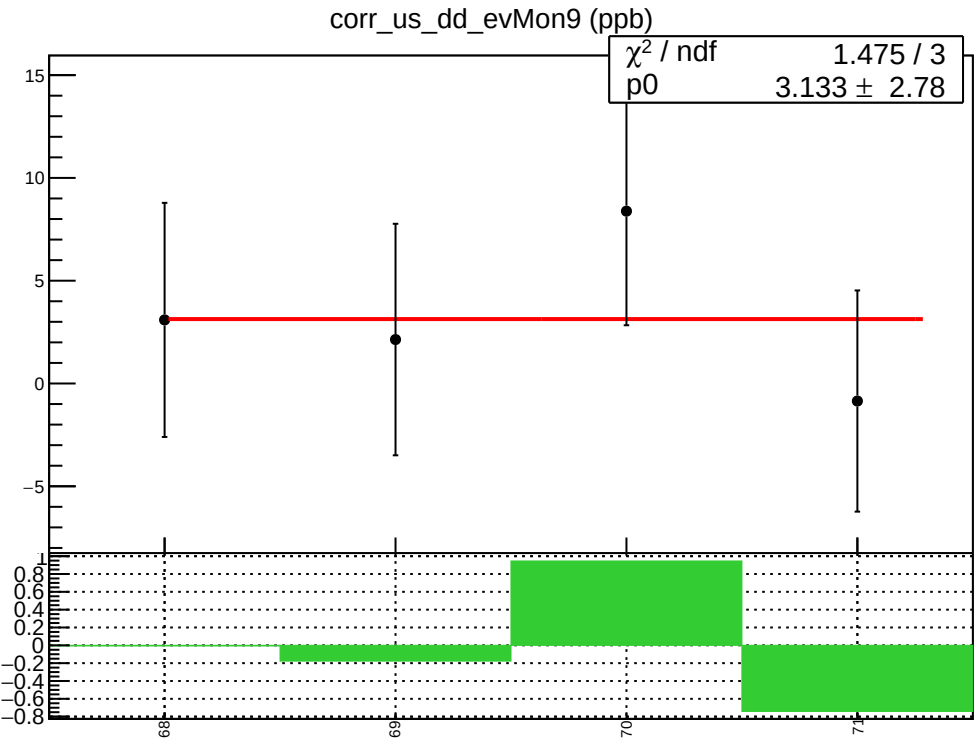
corr_us_dd_evMon9 (ppb)
χ² / ndf 1.475 / 3
p0 3.133 ± 2.78
15
10
5
0
−5
1
0.8
0.6
0.4
0.2
0
−0.2
−0.4
−0.6
−0.8
68
69
70
71

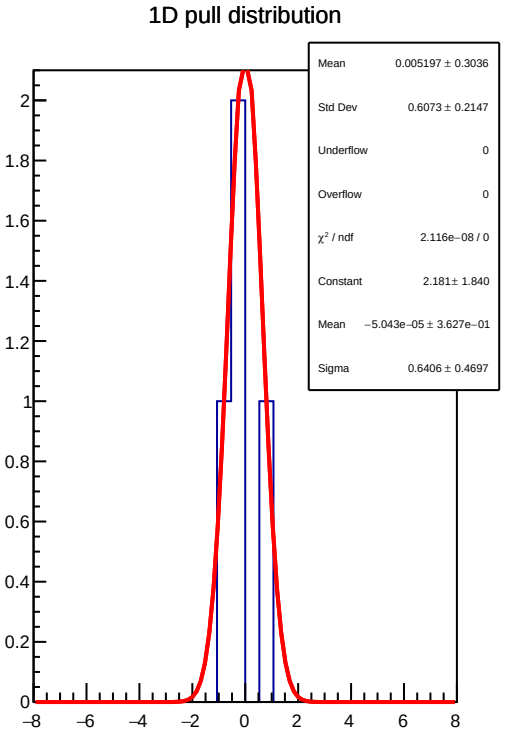
1D pull distribution
Mean 0.005197 ± 0.3036
Std Dev 0.6073 ± 0.2147
Underflow 0
Overflow 0
χ² / ndf 2.116e−08 / 0
Constant 2.181 ± 1.840
Mean −5.043e−05 ± 3.627e−01
Sigma 0.6406 ± 0.4697
2
1.8
1.6
1.4
1.2
1
0.8
0.6
0.4
0.2
0
−8
−6
−4
−2
0
2
4
6
8

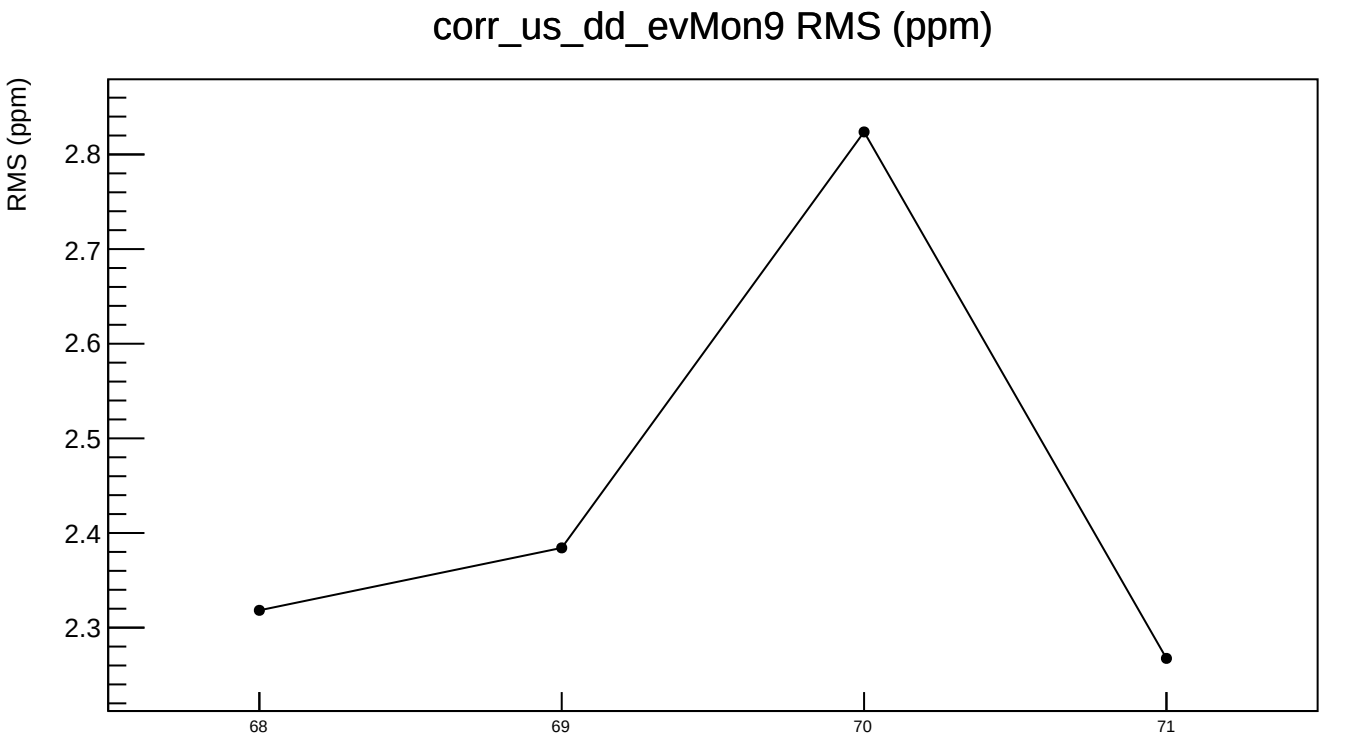
corr_us_dd_evMon9 RMS (ppm)
RMS (ppm)
2.8
2.7
2.6
2.5
2.4
2.3
68
69
70
71

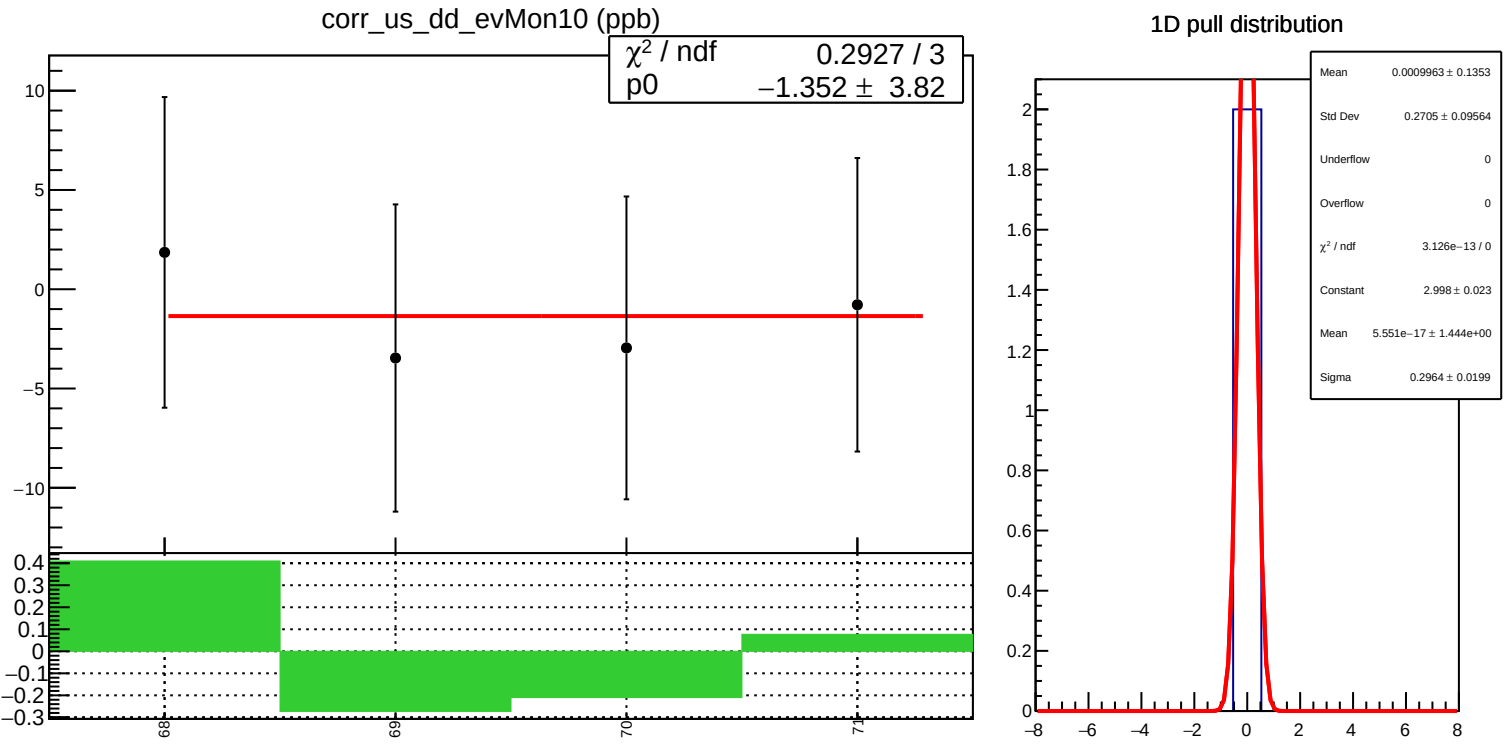
corr_us_dd_evMon10 (ppb)
χ² / ndf 0.2927 / 3
p0 −1.352 ± 3.82
1D pull distribution
Mean 0.0009963 ± 0.1353
Std Dev 0.2705 ± 0.09564
Underflow 0
Overflow 0
χ² / ndf 3.126e−13 / 0
Constant 2.998 ± 0.023
Mean 5.551e−17 ± 1.444e+00
Sigma 0.2964 ± 0.0199

corr_us_dd_evMon10 RMS (ppm)

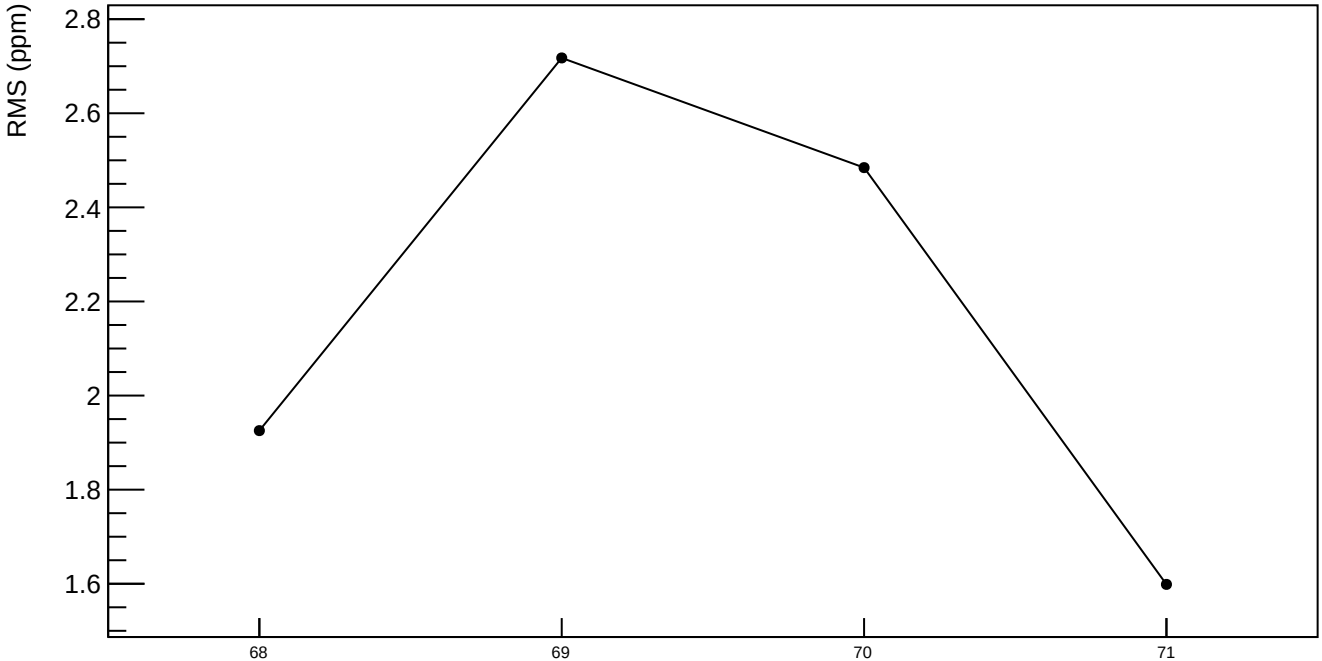

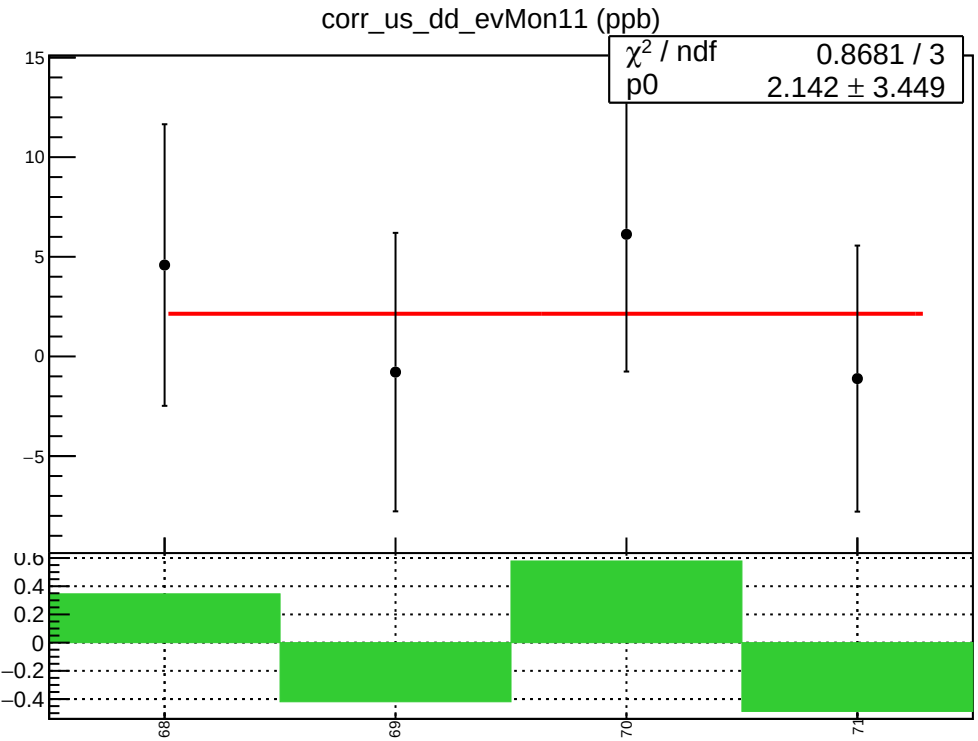
corr_us_dd_evMon11 (ppb)
χ² / ndf 0.8681 / 3
p0 2.142 ± 3.449
15
10
5
0
−5
0.6
0.4
0.2
0
−0.2
−0.4
68
69
70
71

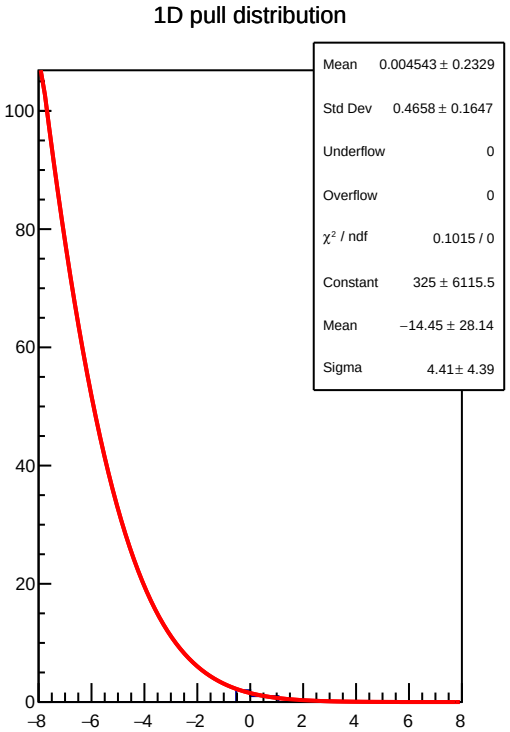
1D pull distribution
Mean 0.004543 ± 0.2329
Std Dev 0.4658 ± 0.1647
Underflow 0
Overflow 0
χ² / ndf 0.1015 / 0
Constant 325 ± 6115.5
Mean −14.45 ± 28.14
Sigma 4.41± 4.39
100
80
60
40
20
0
−8
−6
−4
−2
0
2
4
6
8

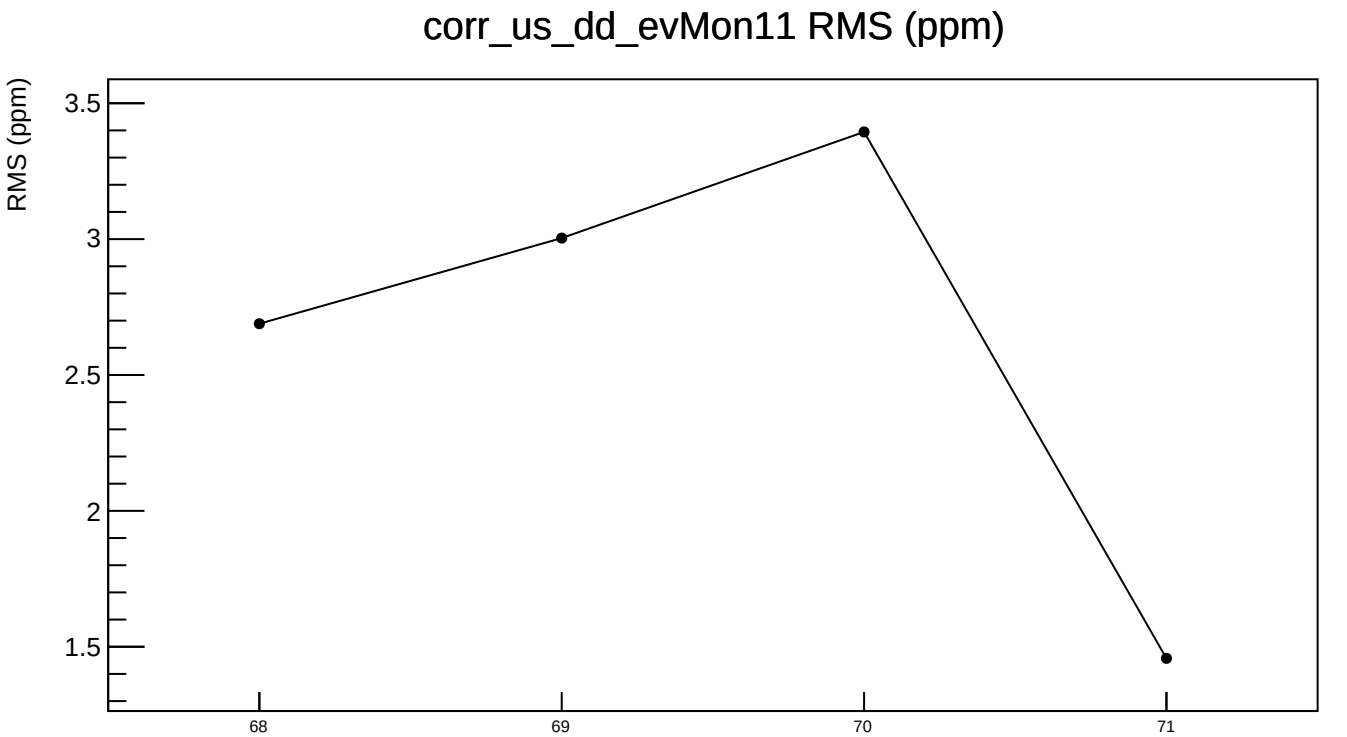
corr_us_dd_evMon11 RMS (ppm)
RMS (ppm)
3.5
3
2.5
2
1.5
68
69
70
71

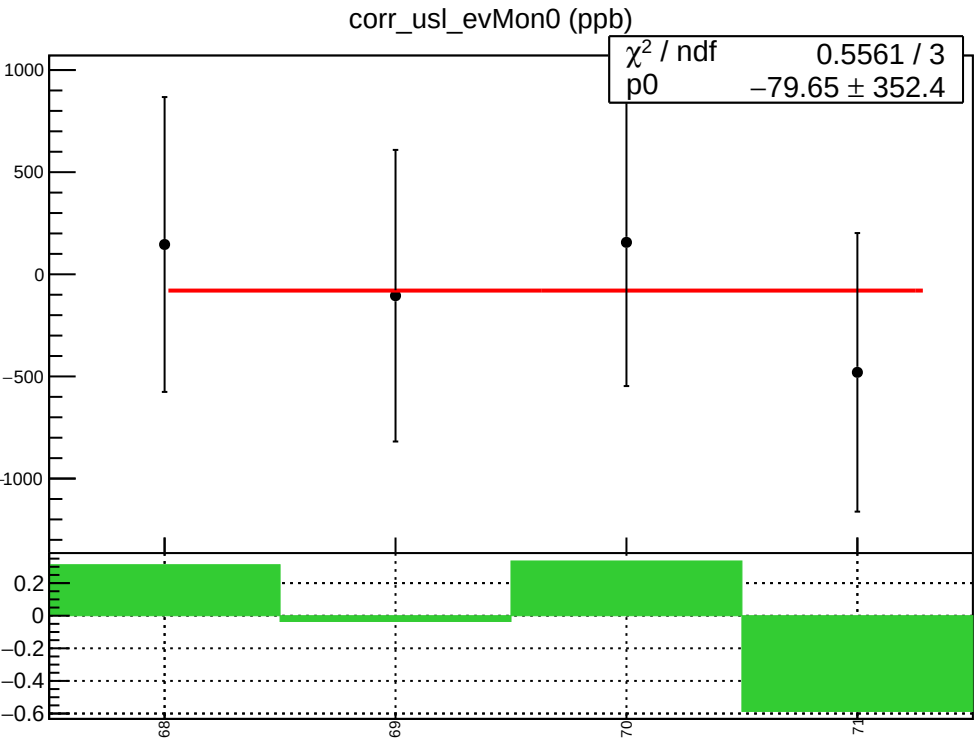
corr_usl_evMon0 (ppb)
χ² / ndf 0.5561 / 3
p0 −79.65 ± 352.4
1000
500
0
−500
−1000
0.2
0
−0.2
−0.4
−0.6
68
69
70
71

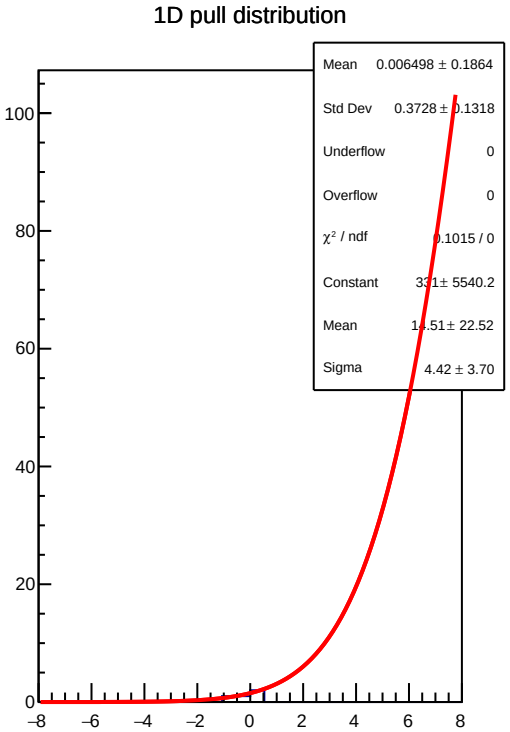
1D pull distribution
Mean 0.006498 ± 0.1864
Std Dev 0.3728 ± 0.1318
Underflow 0
Overflow 0
χ² / ndf 0.1015 / 0
Constant 331 ± 5540.2
Mean 1.51 ± 22.52
Sigma 4.42 ± 3.70
100
80
60
40
20
0
−8
−6
−4
−2
0
2
4
6
8

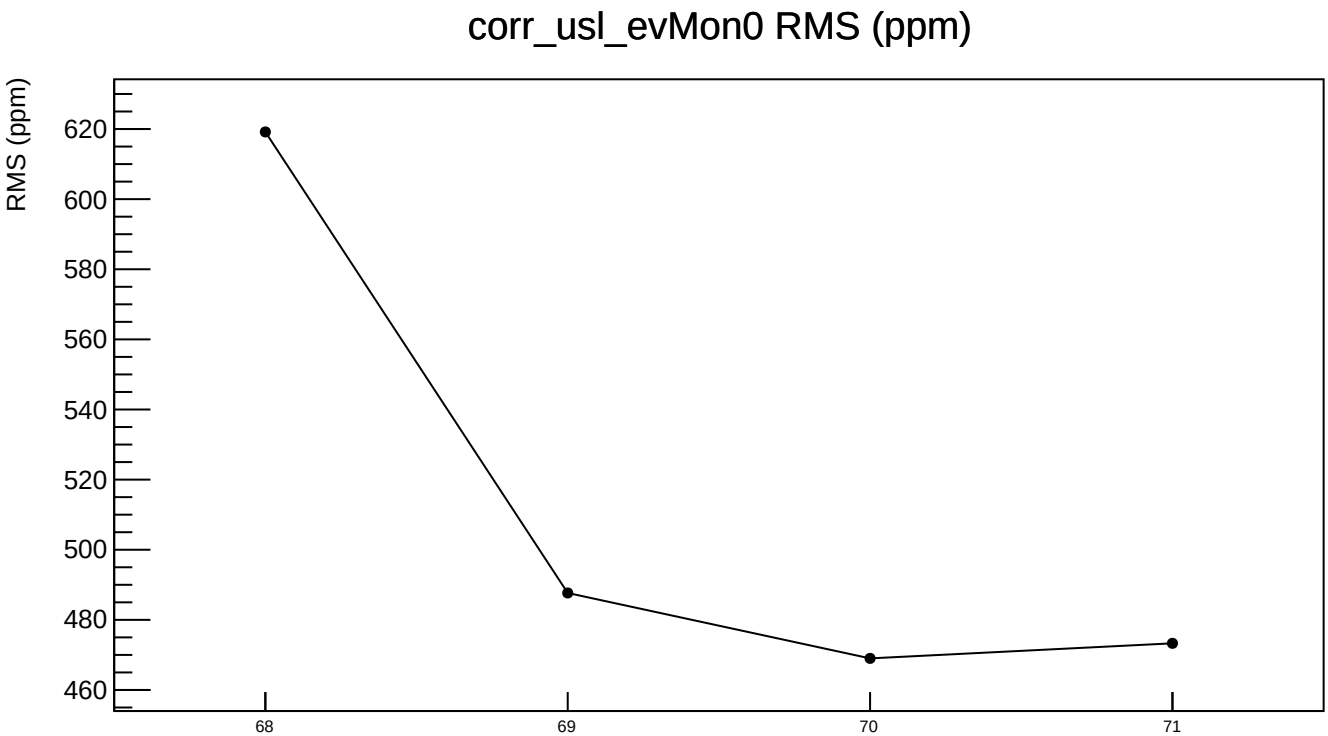
corr_usl_evMon0 RMS (ppm)
RMS (ppm)
620
600
580
560
540
520
500
480
460
68
69
70
71

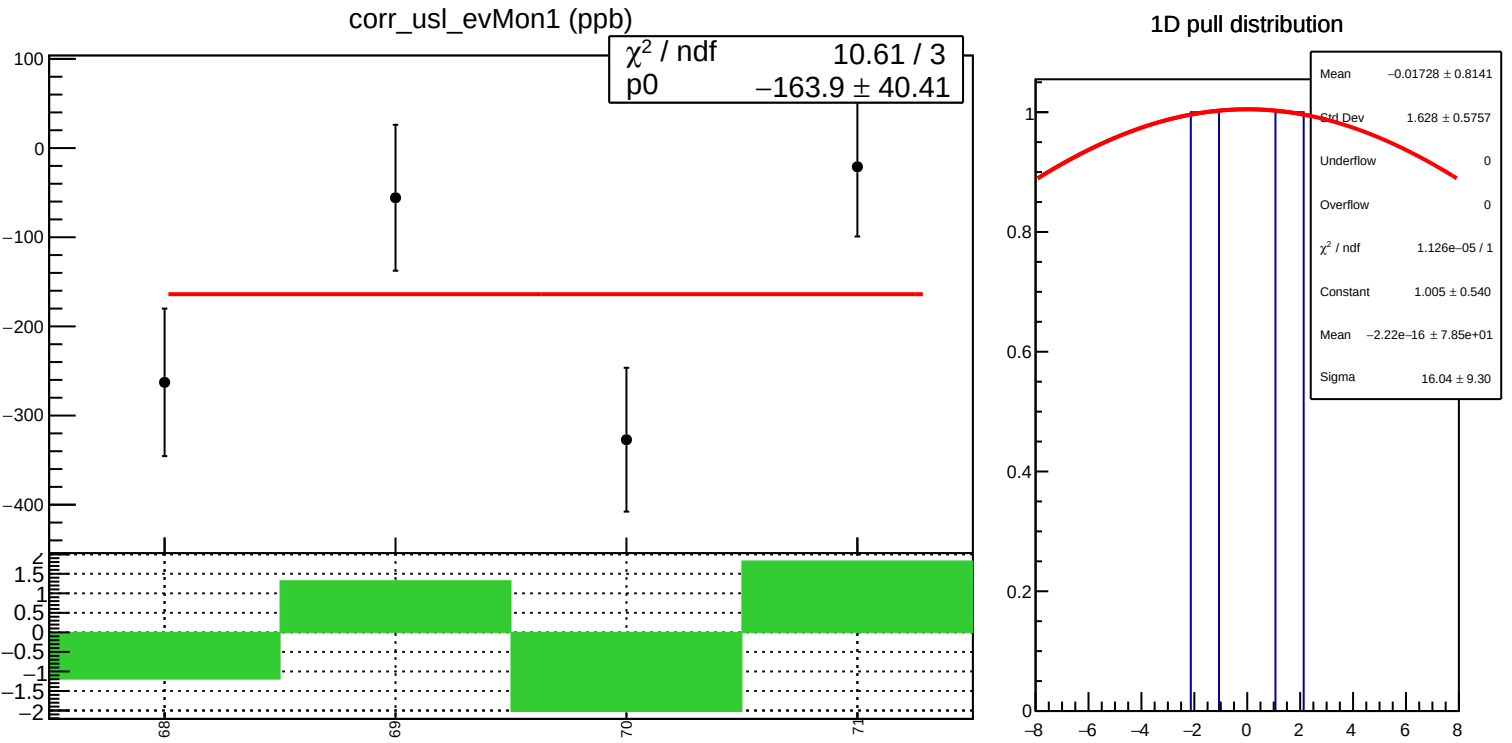
corr_usl_evMon1 (ppb)
χ² / ndf 10.61 / 3
p0 −163.9 ± 40.41
100
0
−100
−200
−300
−400
2
1.5
1
0.5
0
−0.5
−1
−1.5
−2
68
69
70
71
1D pull distribution
Mean −0.01728 ± 0.8141
Std Dev 1.628 ± 0.5757
Underflow 0
Overflow 0
χ² / ndf 1.126e−05 / 1
Constant 1.005 ± 0.540
Mean −2.22e−16 ± 7.85e+01
Sigma 16.04 ± 9.30
1
0.8
0.6
0.4
0.2
0
−8
−6
−4
−2
0
2
4
6
8

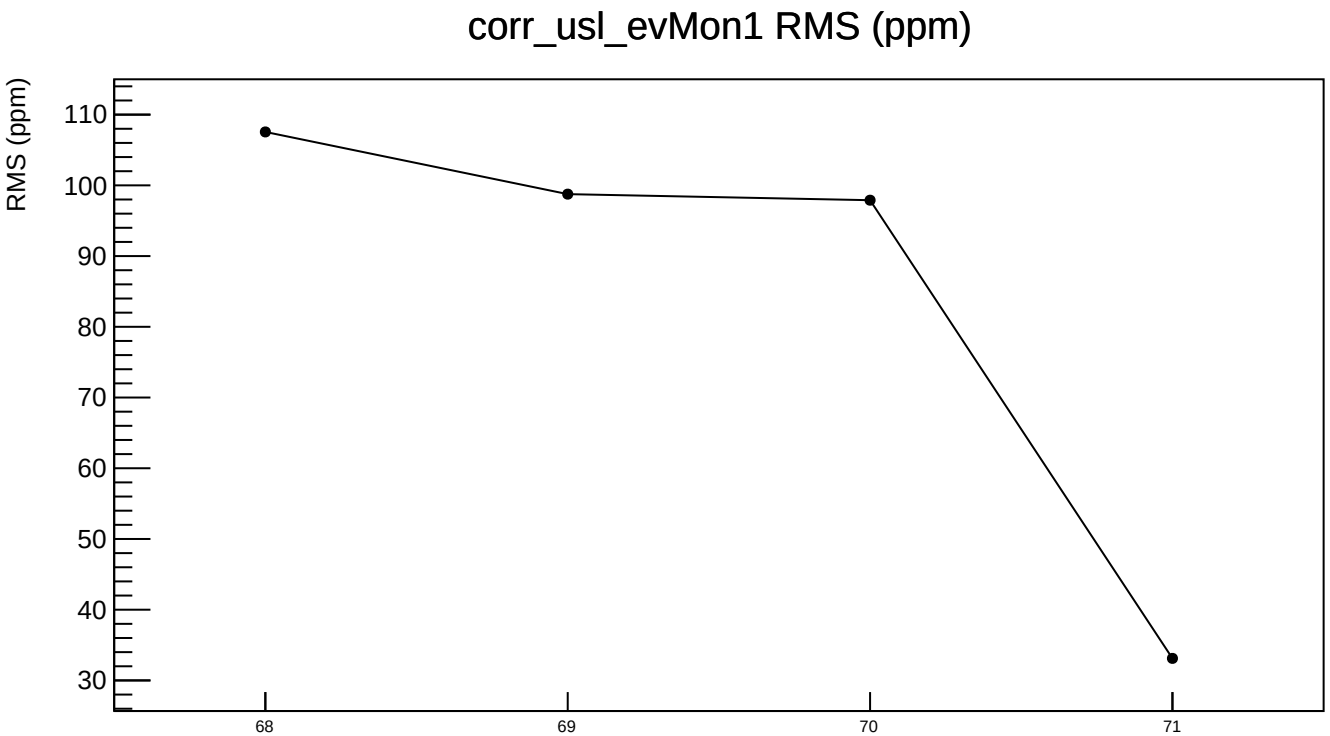
corr_usl_evMon1 RMS (ppm)
RMS (ppm)
110
100
90
80
70
60
50
40
30
68
69
70
71

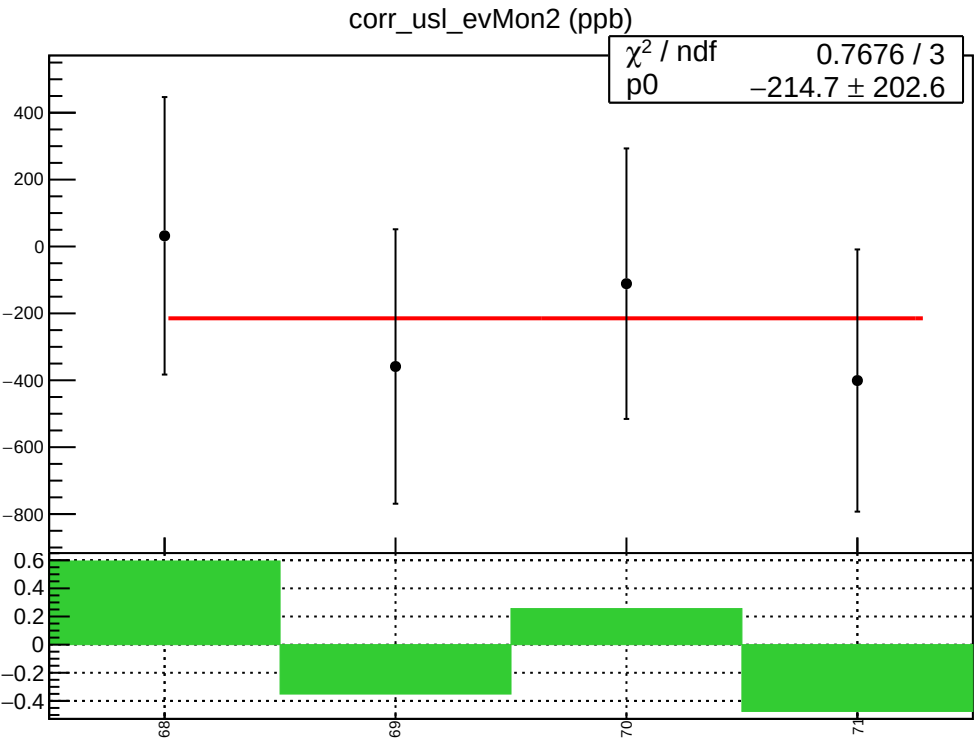
corr_usl_evMon2 (ppb)
χ² / ndf 0.7676 / 3
p0 −214.7 ± 202.6
400
200
0
−200
−400
−600
−800
0.6
0.4
0.2
0
−0.2
−0.4
68
69
70
71

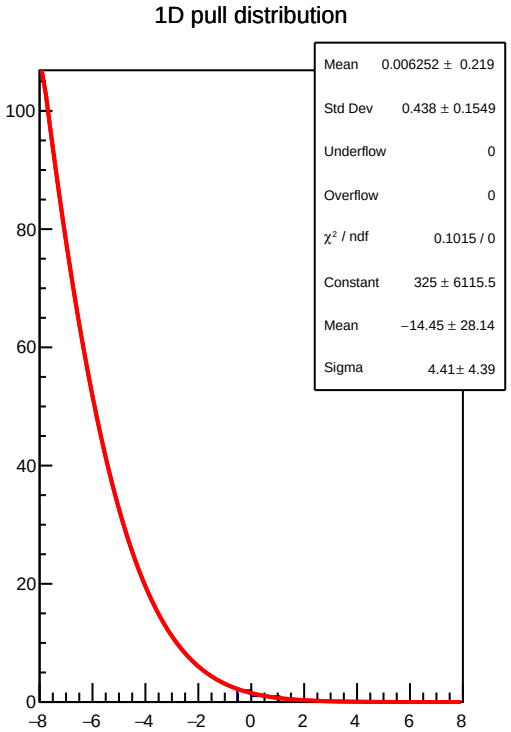
1D pull distribution
Mean 0.006252 ± 0.219
Std Dev 0.438 ± 0.1549
Underflow 0
Overflow 0
χ² / ndf 0.1015 / 0
Constant 325 ± 6115.5
Mean −14.45 ± 28.14
Sigma 4.41± 4.39
100
80
60
40
20
0
−8
−6
−4
−2
0
2
4
6
8

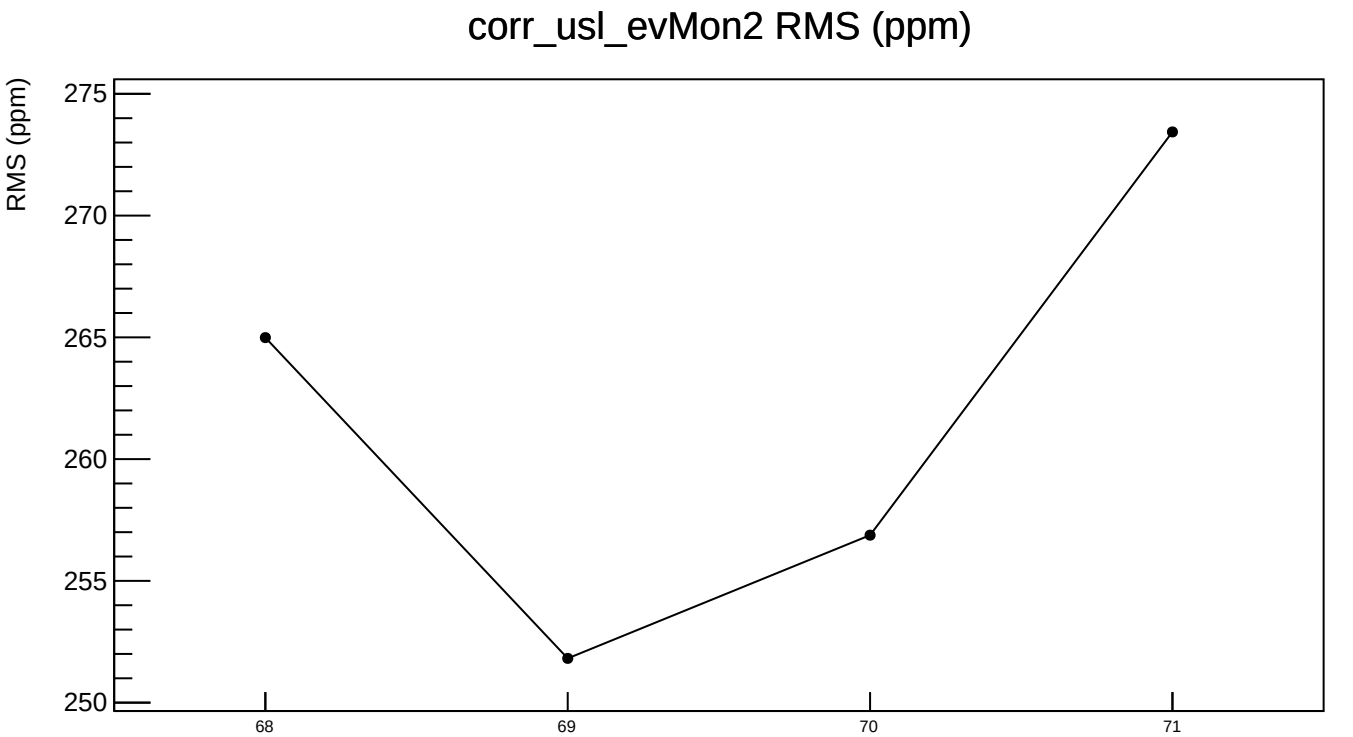
corr_usl_evMon2 RMS (ppm)
RMS (ppm)
275
270
265
260
255
250
68
69
70
71

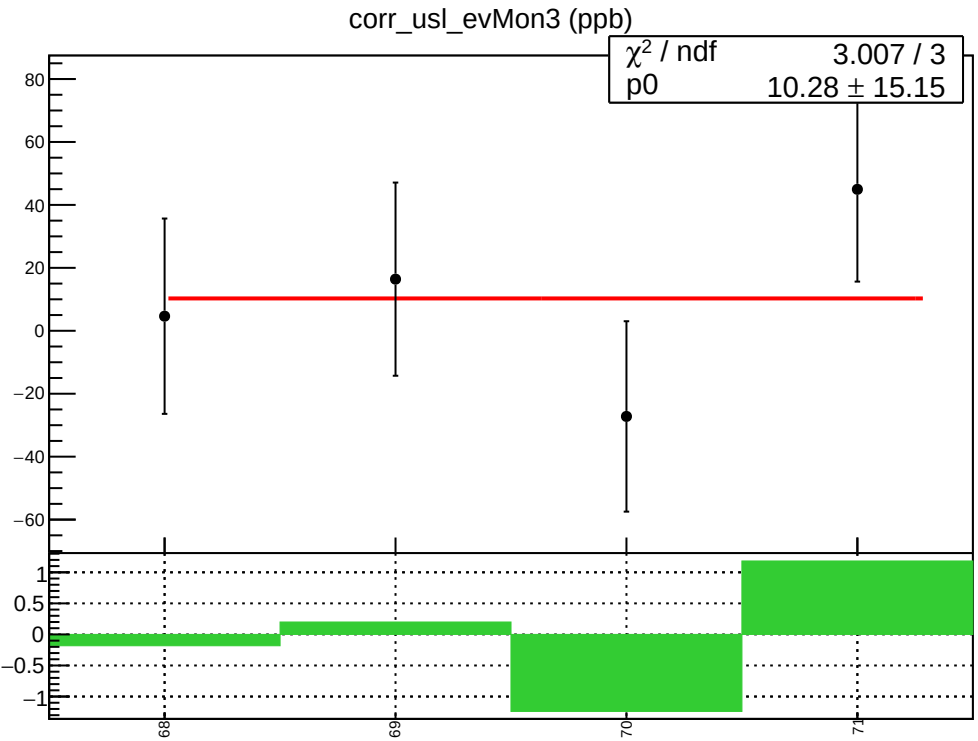
corr_usl_evMon3 (ppb)
χ² / ndf 3.007 / 3
p0 10.28 ± 15.15
80
60
40
20
0
−20
−40
−60
1
0.5
0
−0.5
−1
68
69
70
71

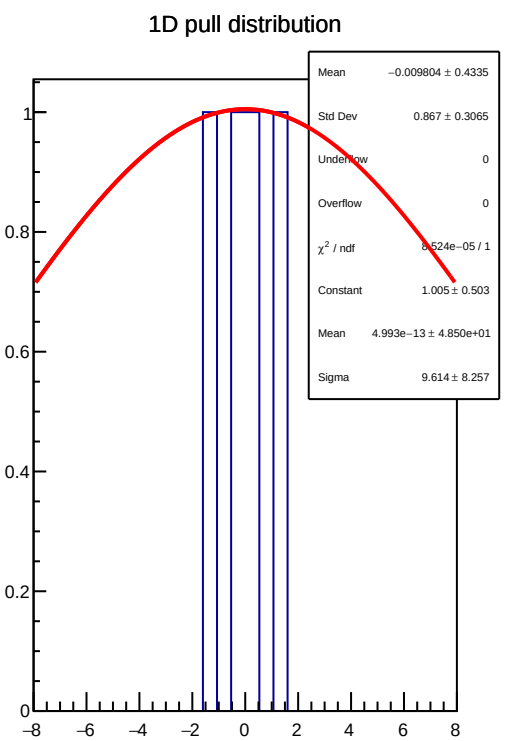
1D pull distribution
Mean −0.009804 ± 0.4335
Std Dev 0.867 ± 0.3065
Underflow 0
Overflow 0
χ² / ndf 8.524e−05 / 1
Constant 1.005 ± 0.503
Mean 4.993e−13 ± 4.850e+01
Sigma 9.614 ± 8.257
1
0.8
0.6
0.4
0.2
0
−8
−6
−4
−2
0
2
4
6
8

corr_usl_evMon3 RMS (ppm)

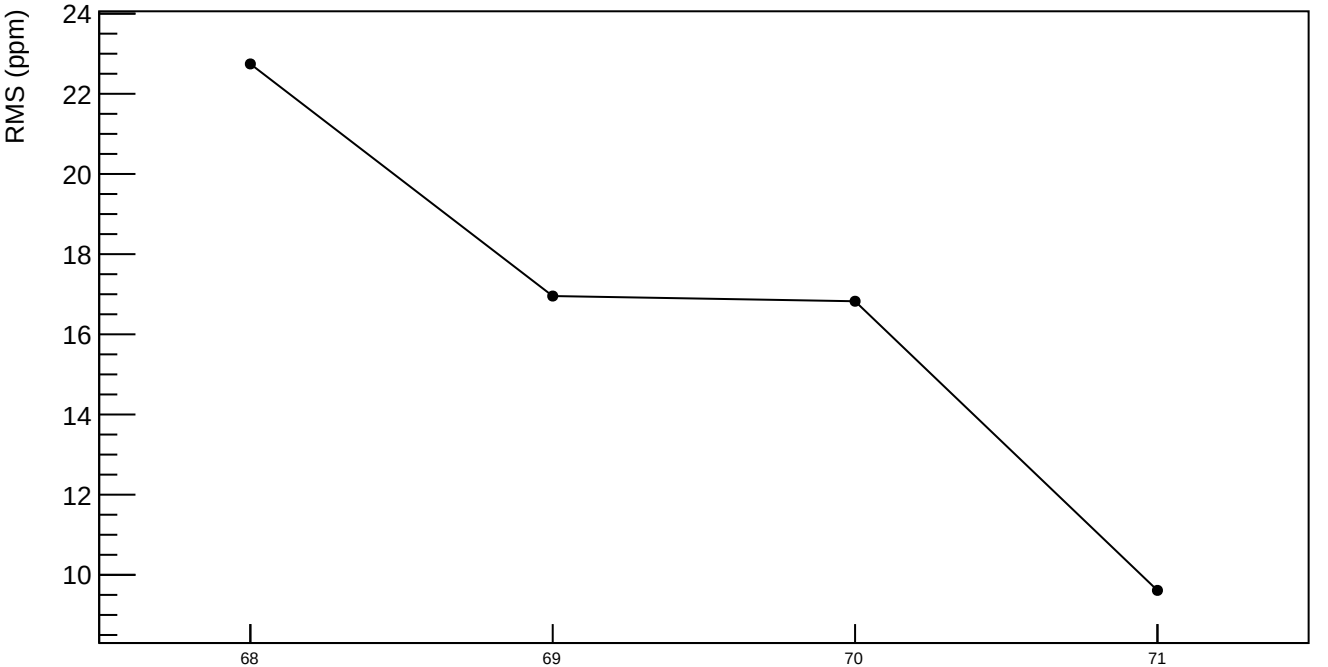

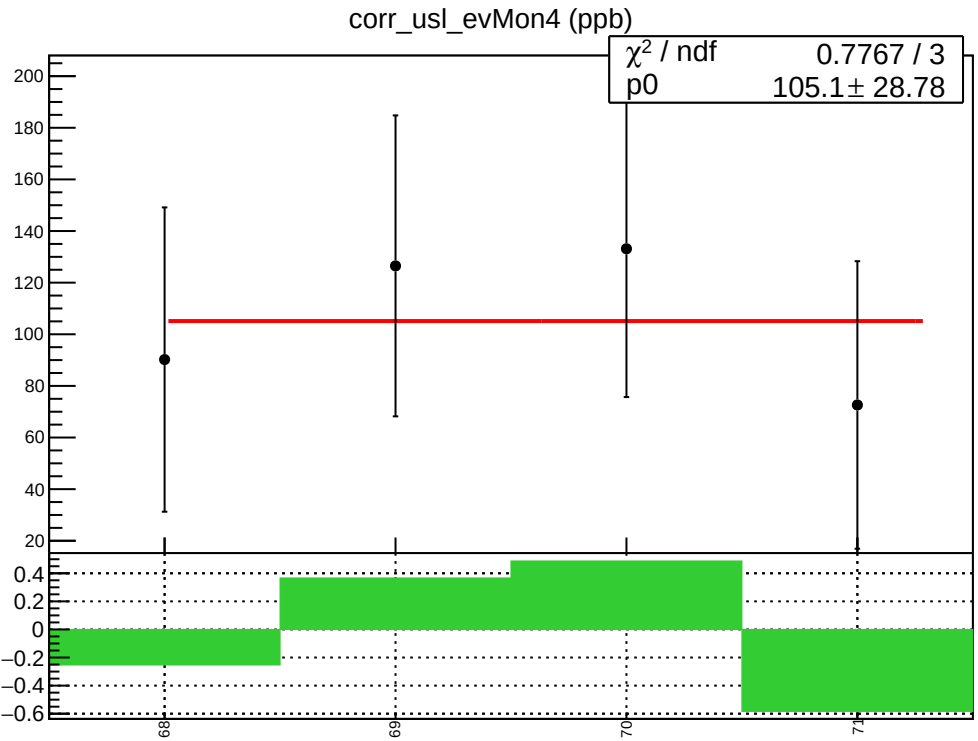
corr_usl_evMon4 (ppb)
χ² / ndf 0.7767 / 3
p0 105.1 ± 28.78
200
180
160
140
120
100
80
60
40
20
0.4
0.2
0
−0.2
−0.4
−0.6
68
69
70
71

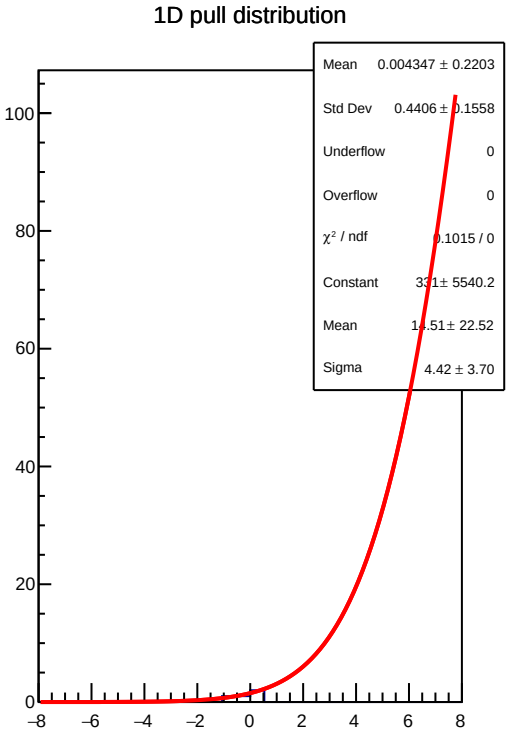
1D pull distribution
Mean 0.004347 ± 0.2203
Std Dev 0.4406 ± 0.1558
Underflow 0
Overflow 0
χ² / ndf 0.1015 / 0
Constant 331 ± 5540.2
Mean 1.51 ± 22.52
Sigma 4.42 ± 3.70
100
80
60
40
20
0
−8
−6
−4
−2
0
2
4
6
8

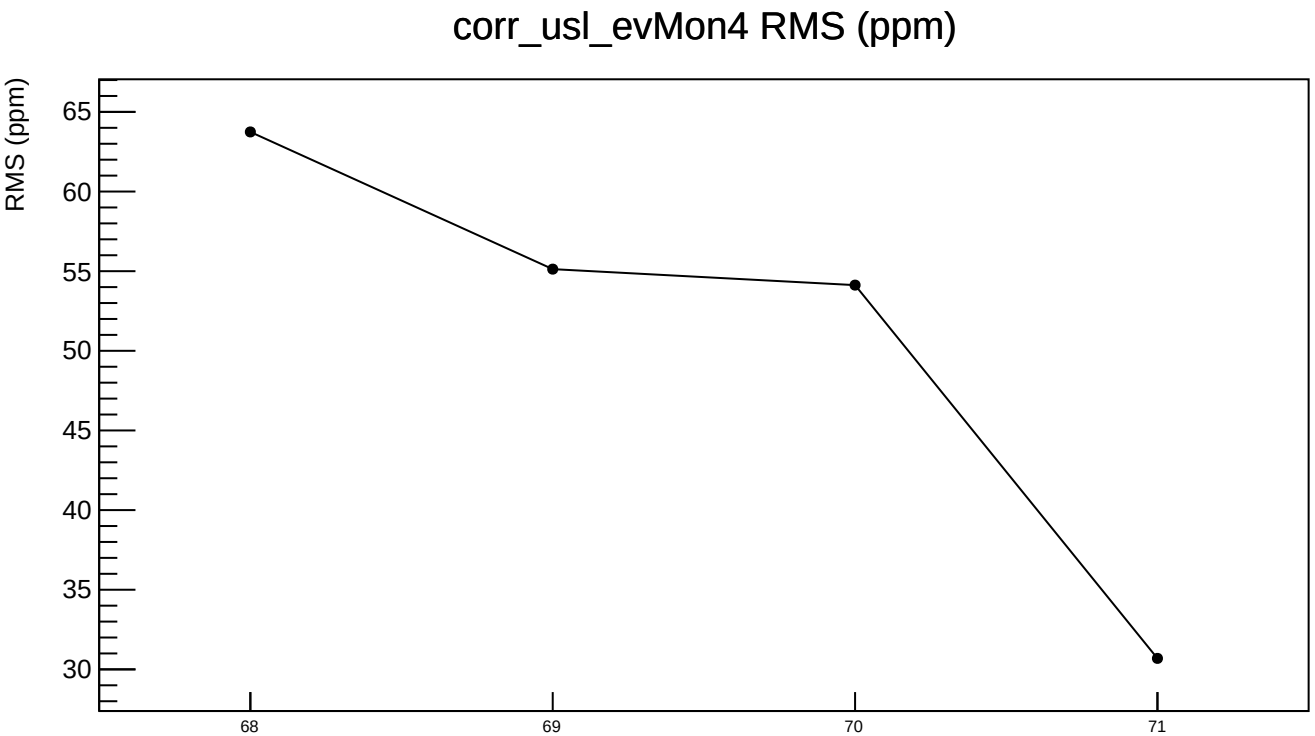
corr_usl_evMon4 RMS (ppm)
RMS (ppm)
65
60
55
50
45
40
35
30
68
69
70
71

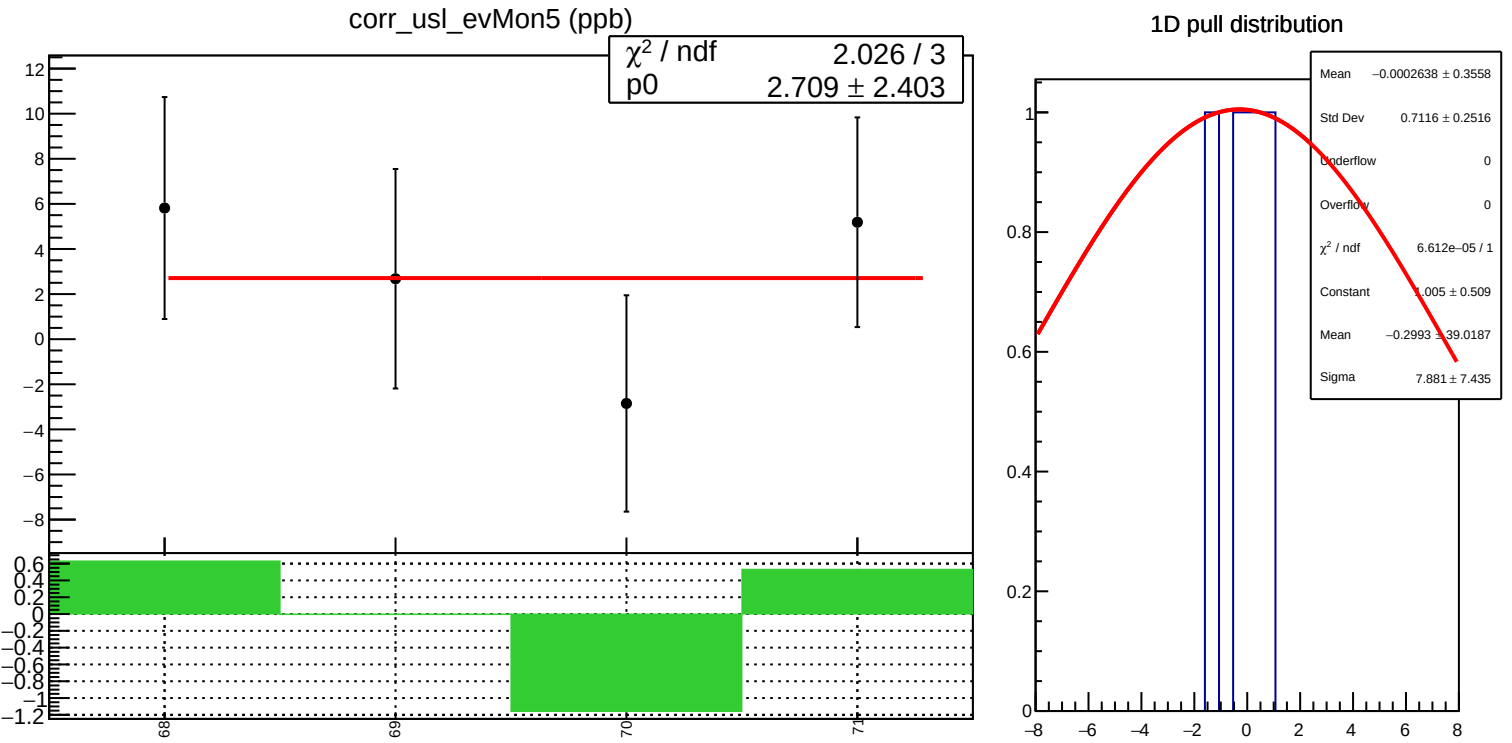
corr_usl_evMon5 (ppb)
χ² / ndf 2.026 / 3
p0 2.709 ± 2.403
68
69
70
71
1D pull distribution
Mean −0.0002638 ± 0.3558
Std Dev 0.7116 ± 0.2516
Underflow 0
Overflow 0
χ² / ndf 6.612e−05 / 1
Constant 1.005 ± 0.509
Mean −0.2993 ± 39.0187
Sigma 7.881 ± 7.435

corr_usl_evMon5 RMS (ppm)

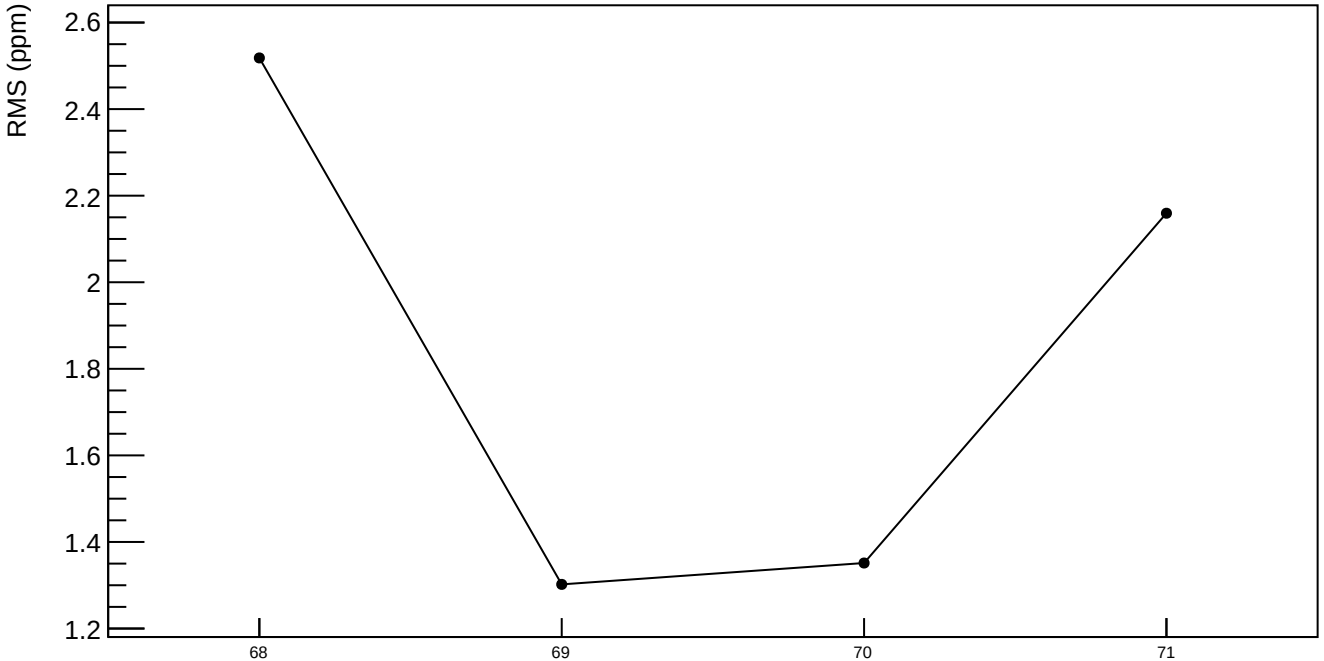

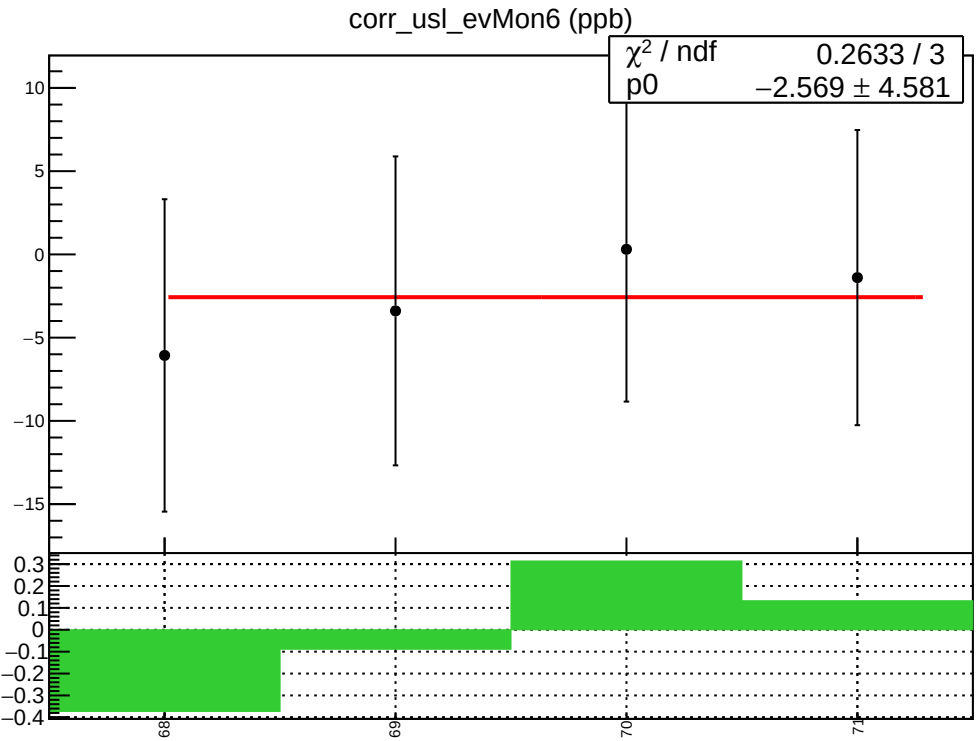
corr_usl_evMon6 (ppb)
χ² / ndf 0.2633 / 3
p0 −2.569 ± 4.581
10
5
0
−5
−10
−15
0.3
0.2
0.1
0
−0.1
−0.2
−0.3
−0.4
68
69
70
71

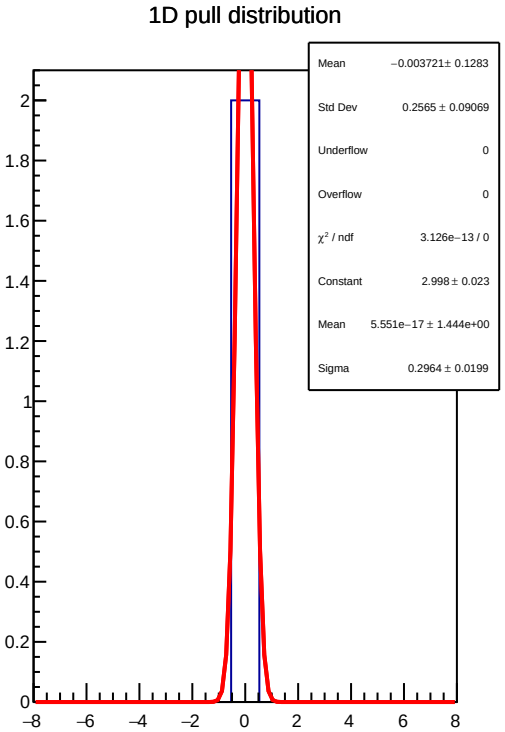
1D pull distribution
Mean −0.003721 ± 0.1283
Std Dev 0.2565 ± 0.09069
Underflow 0
Overflow 0
χ² / ndf 3.126e−13 / 0
Constant 2.998 ± 0.023
Mean 5.551e−17 ± 1.444e+00
Sigma 0.2964 ± 0.0199
2
1.8
1.6
1.4
1.2
1
0.8
0.6
0.4
0.2
0
−8
−6
−4
−2
0
2
4
6
8

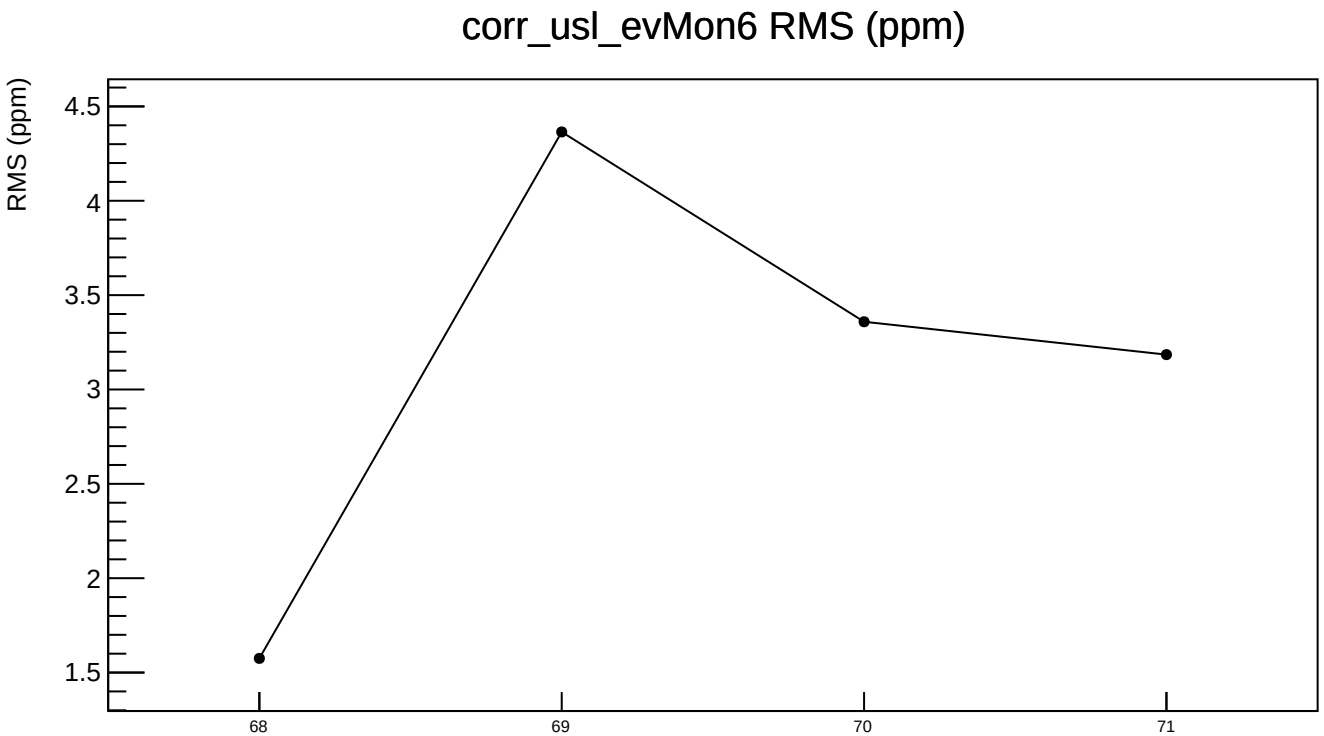
corr_usl_evMon6 RMS (ppm)
RMS (ppm)
4.5
4
3.5
3
2.5
2
1.5
68
69
70
71

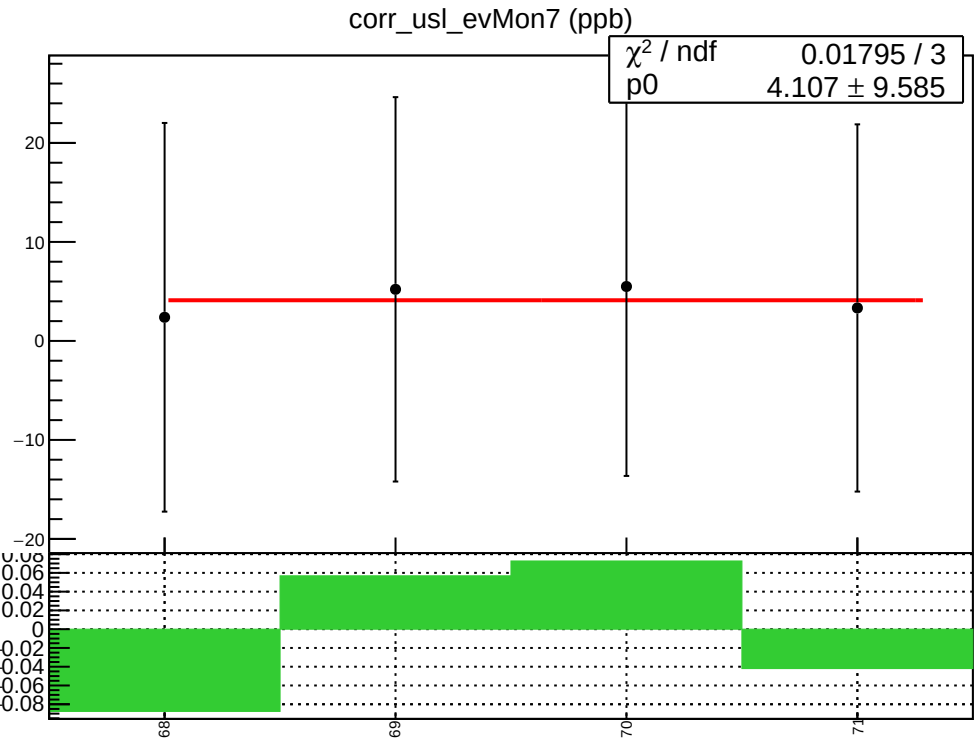
corr_usl_evMon7 (ppb)
χ² / ndf 0.01795 / 3
p0 4.107 ± 9.585
20
10
0
−10
−20
0.06
0.04
0.02
0
-0.02
-0.04
-0.06
-0.08
68
69
70
71

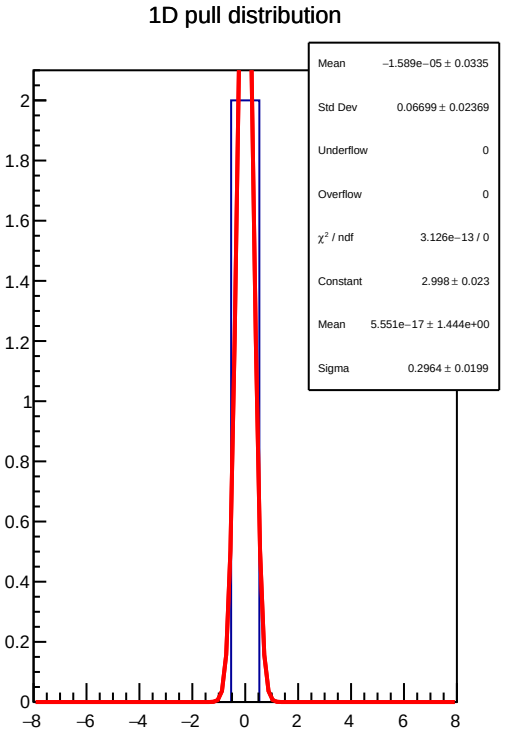
1D pull distribution
Mean −1.589e−05 ± 0.0335
Std Dev 0.06699 ± 0.02369
Underflow 0
Overflow 0
χ² / ndf 3.126e−13 / 0
Constant 2.998 ± 0.023
Mean 5.551e−17 ± 1.444e+00
Sigma 0.2964 ± 0.0199
2
1.8
1.6
1.4
1.2
1
0.8
0.6
0.4
0.2
0
−8
−6
−4
−2
0
2
4
6
8

corr_usl_evMon7 RMS (ppm)

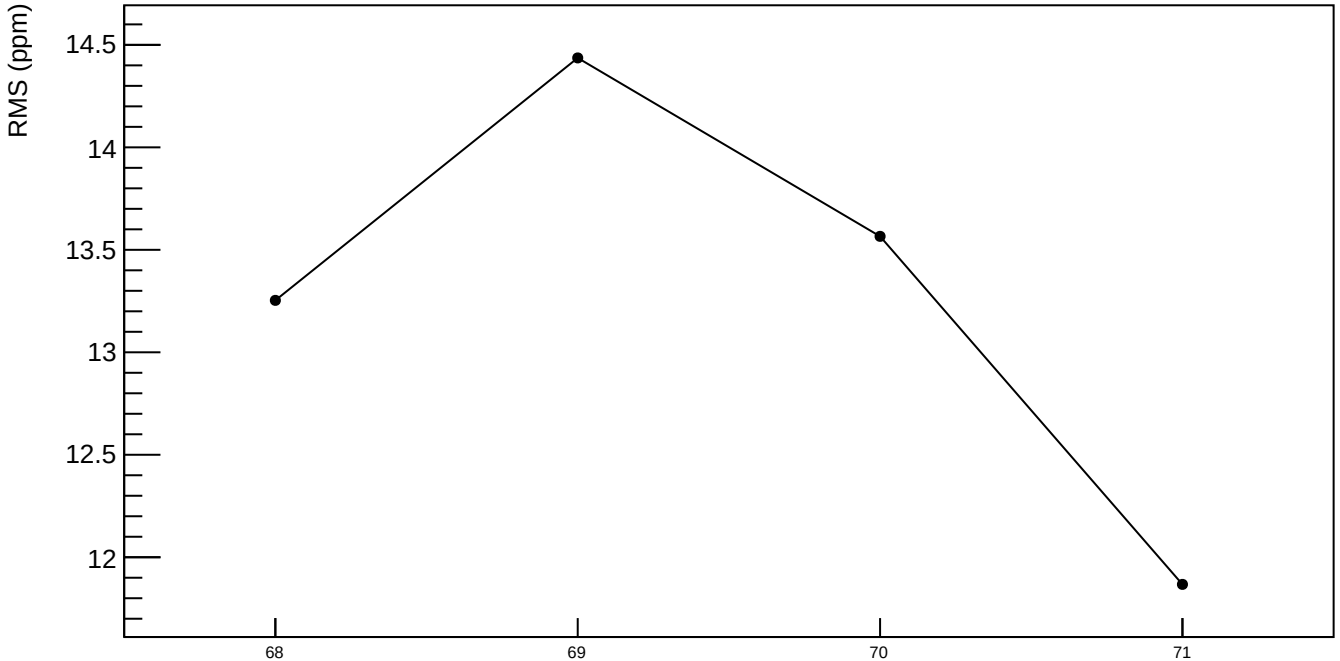

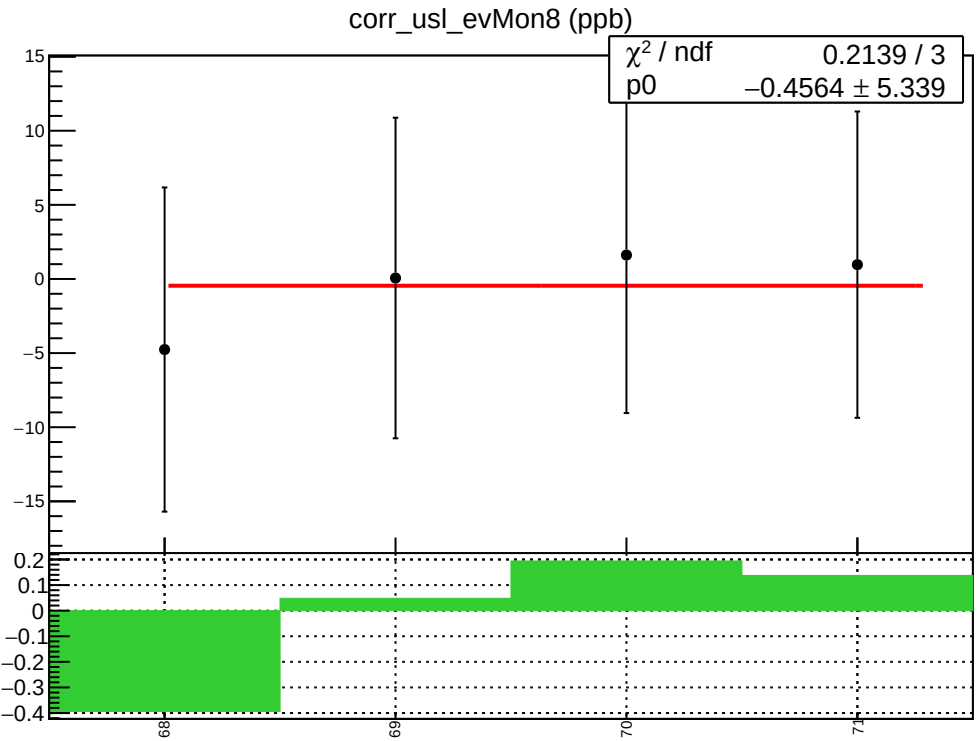
corr_usl_evMon8 (ppb)
χ² / ndf 0.2139 / 3
p0 −0.4564 ± 5.339
15
10
5
0
−5
−10
−15
0.2
0.1
0
−0.1
−0.2
−0.3
−0.4
68
69
70
71

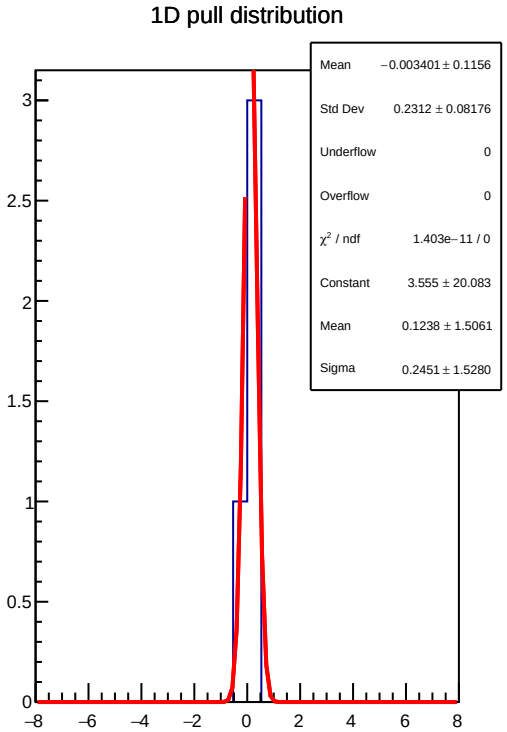
1D pull distribution
Mean −0.003401 ± 0.1156
Std Dev 0.2312 ± 0.08176
Underflow 0
Overflow 0
χ² / ndf 1.403e−11 / 0
Constant 3.555 ± 20.083
Mean 0.1238 ± 1.5061
Sigma 0.2451 ± 1.5280
3
2.5
2
1.5
1
0.5
0
−8
−6
−4
−2
0
2
4
6
8

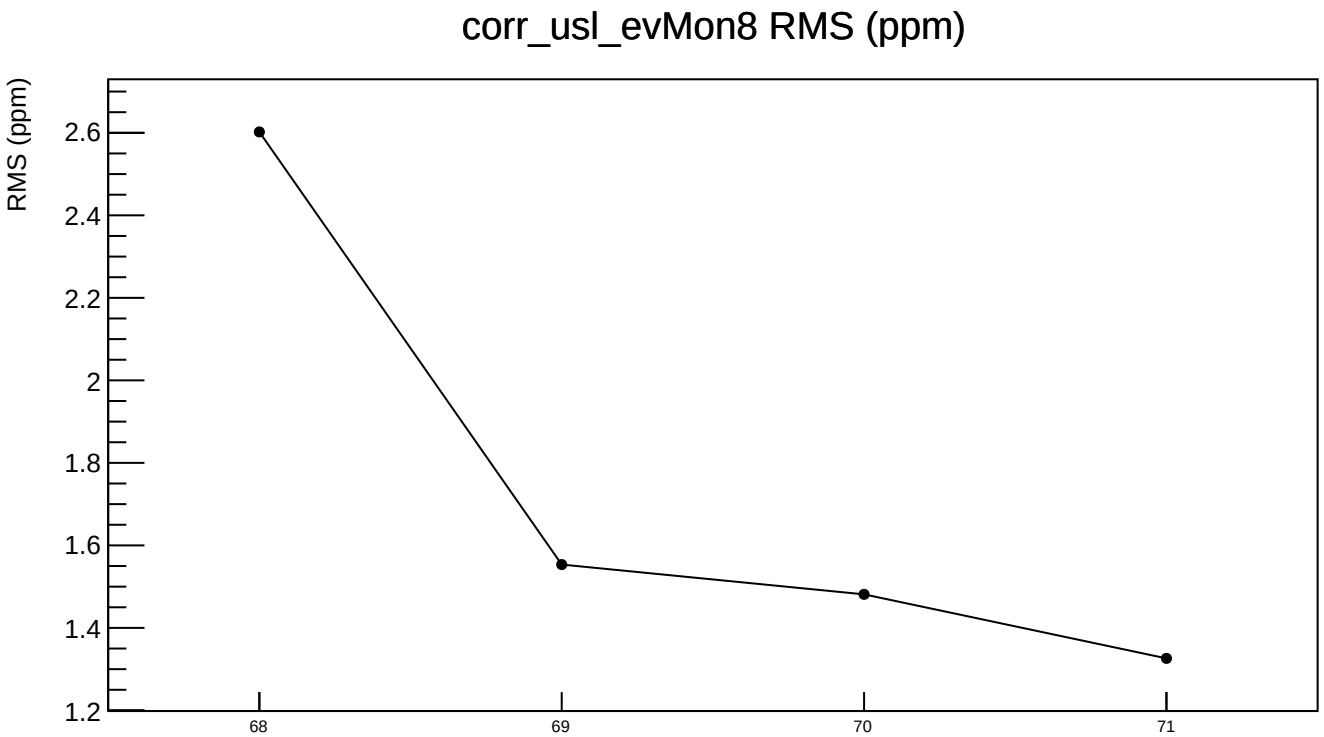
corr_usl_evMon8 RMS (ppm)
RMS (ppm)
2.6
2.4
2.2
2
1.8
1.6
1.4
1.2
68
69
70
71

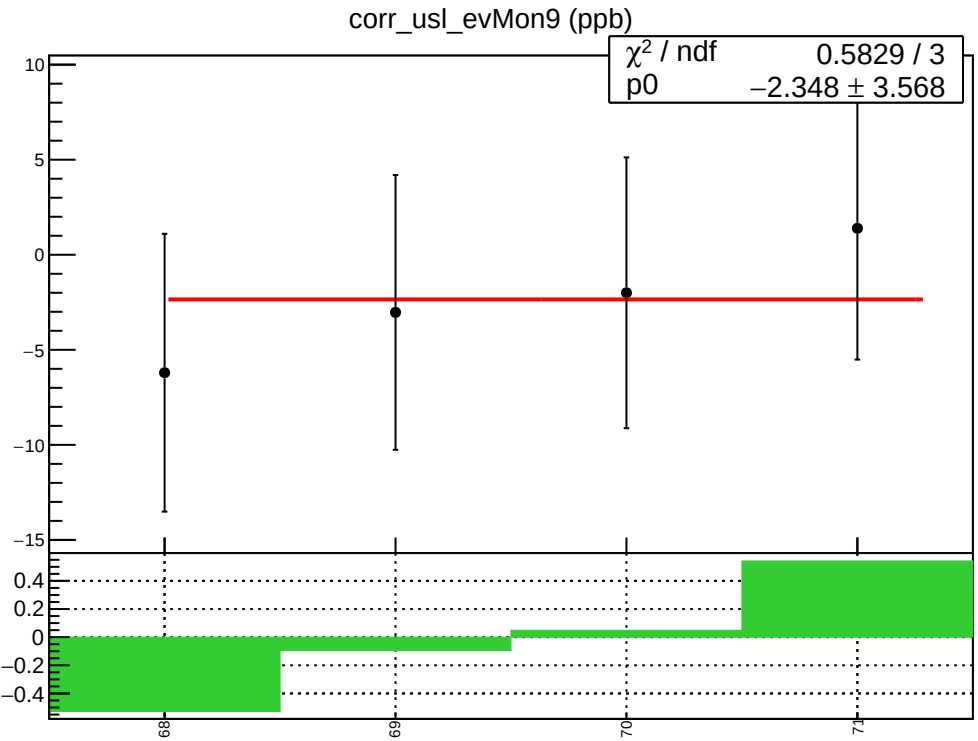
corr_usl_evMon9 (ppb)
χ² / ndf 0.5829 / 3
p0 −2.348 ± 3.568
10
5
0
−5
−10
−15
0.4
0.2
0
−0.2
−0.4
68
69
70
71

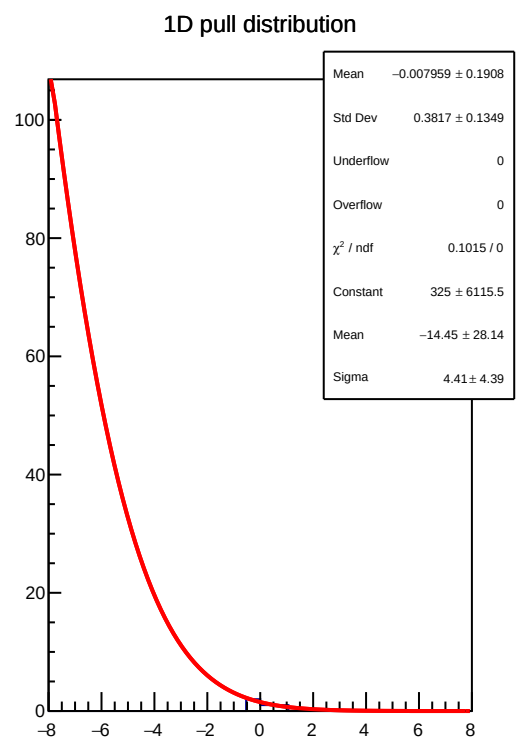
1D pull distribution
Mean −0.007959 ± 0.1908
Std Dev 0.3817 ± 0.1349
Underflow 0
Overflow 0
χ² / ndf 0.1015 / 0
Constant 325 ± 6115.5
Mean −14.45 ± 28.14
Sigma 4.41 ± 4.39
100
80
60
40
20
0
−8
−6
−4
−2
0
2
4
6
8

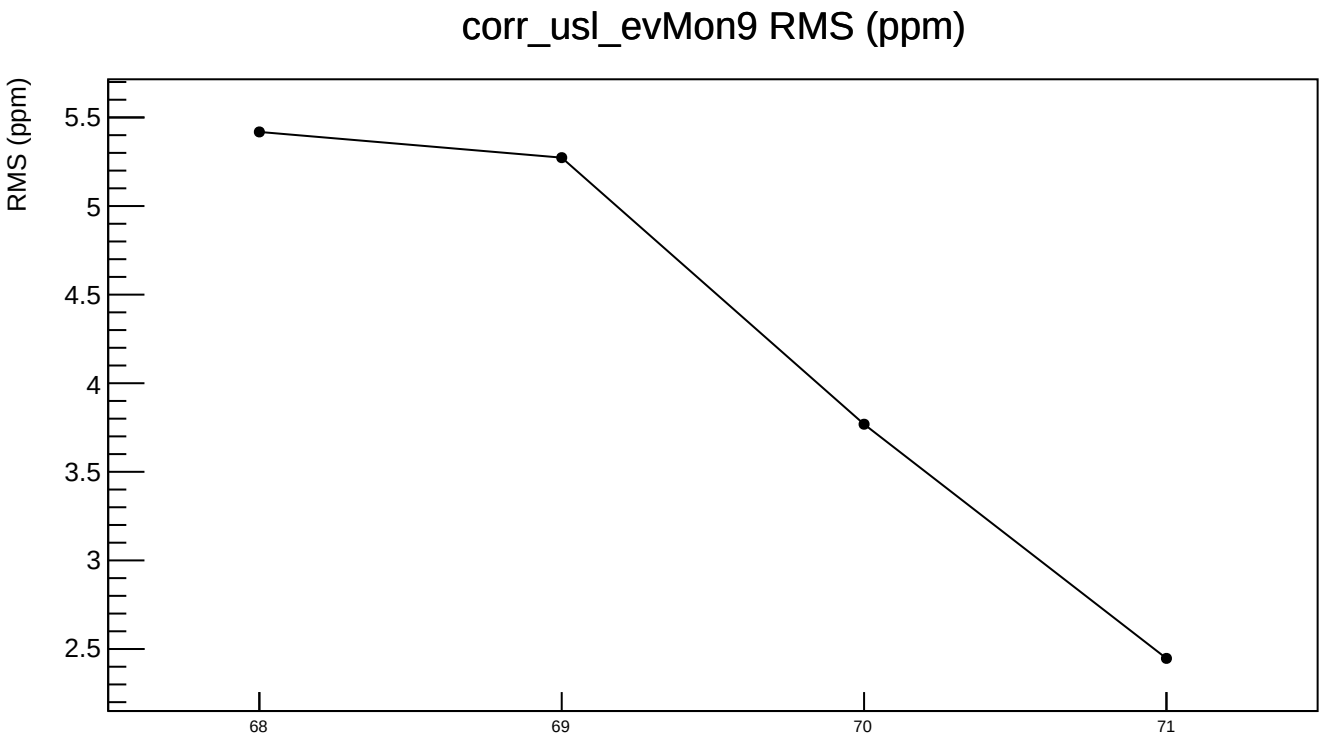
corr_usl_evMon9 RMS (ppm)
RMS (ppm)
5.5
5
4.5
4
3.5
3
2.5
68
69
70
71

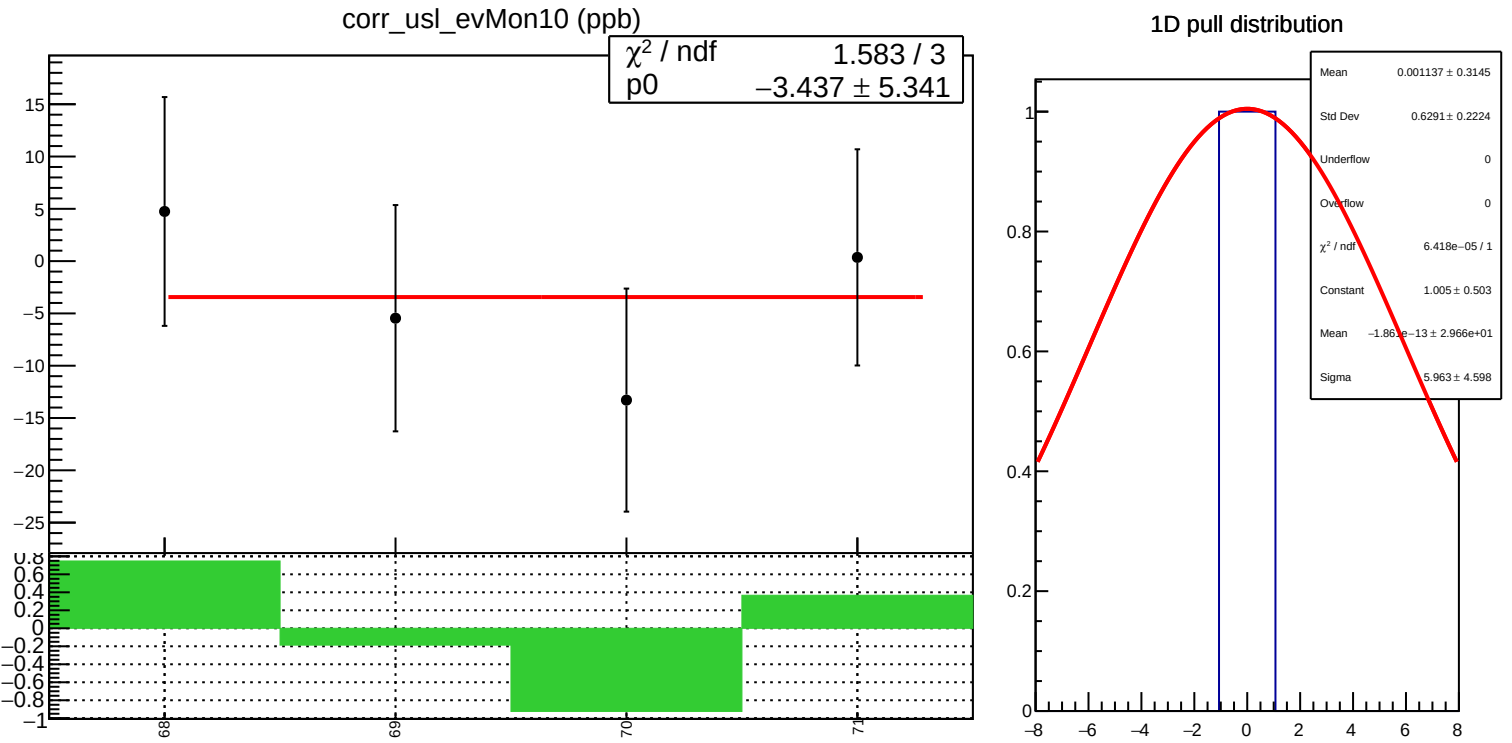
corr_usl_evMon10 (ppb)
χ² / ndf 1.583 / 3
p0 −3.437 ± 5.341
1D pull distribution
Mean 0.001137 ± 0.3145
Std Dev 0.6291 ± 0.2224
Underflow 0
Overflow 0
χ² / ndf 6.418e−05 / 1
Constant 1.005 ± 0.503
Mean −1.861e−13 ± 2.966e+01
Sigma 5.963 ± 4.598

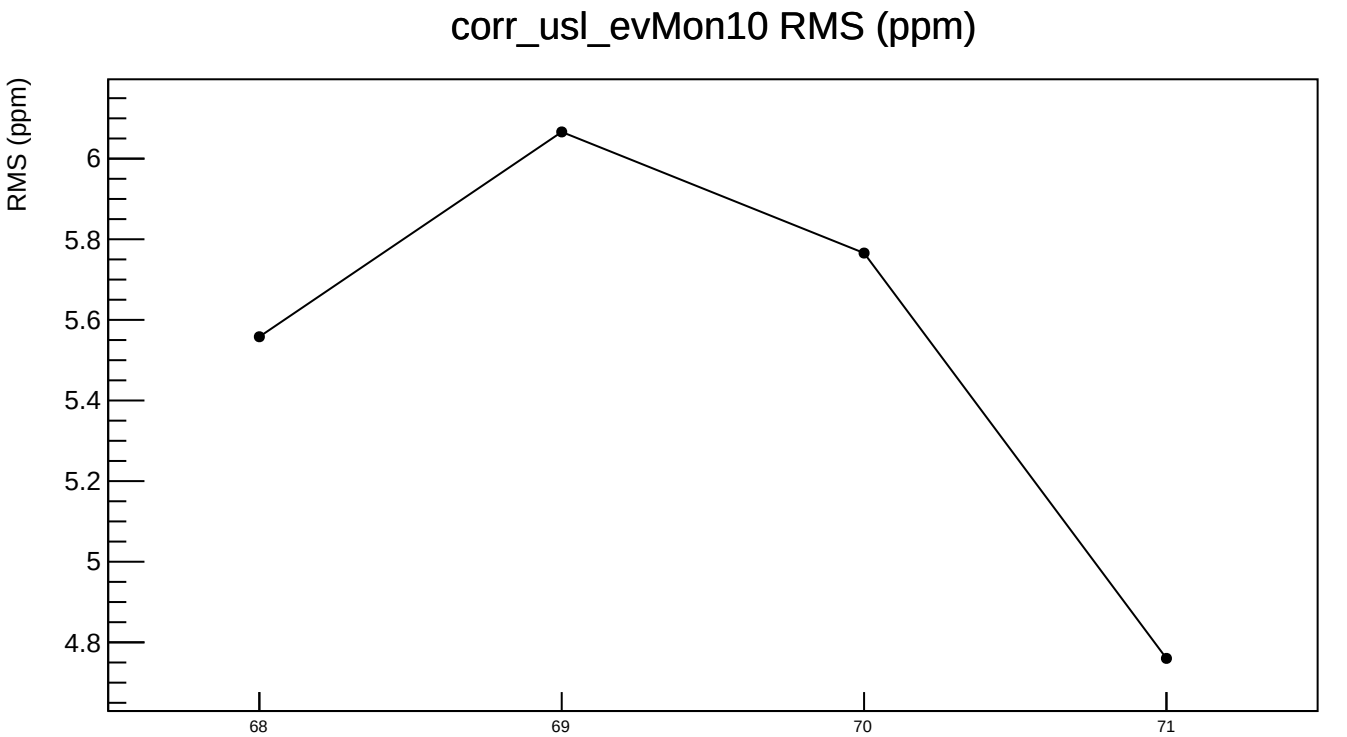
corr_usl_evMon10 RMS (ppm)
RMS (ppm)
6
5.8
5.6
5.4
5.2
5
4.8
68
69
70
71

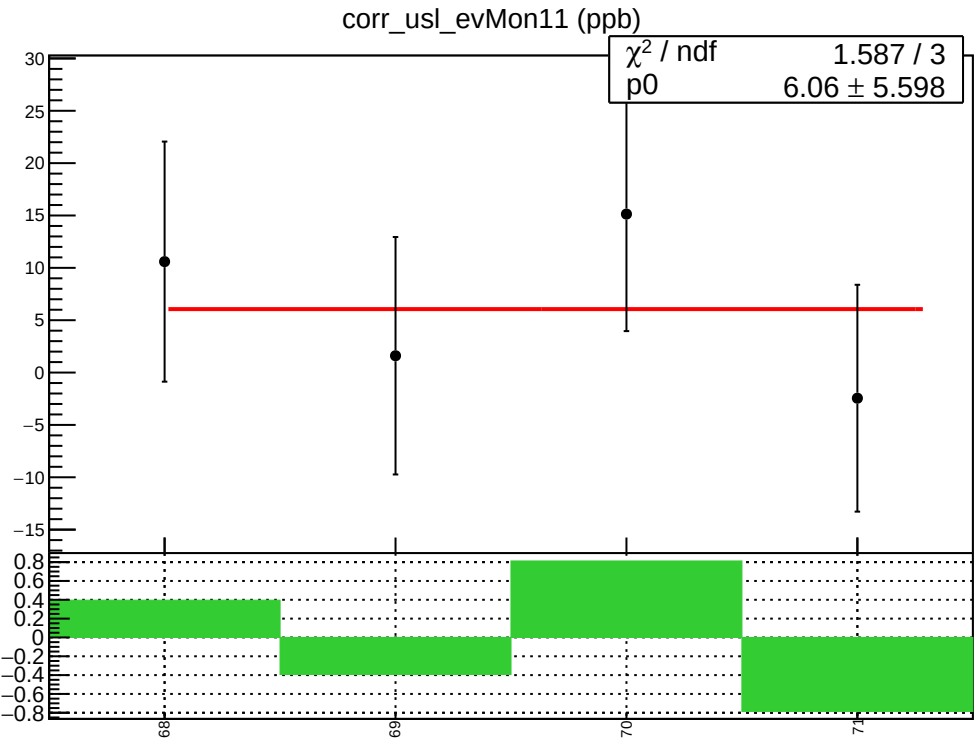
corr_usl_evMon11 (ppb)
χ² / ndf 1.587 / 3
p0 6.06 ± 5.598
68
69
70
71

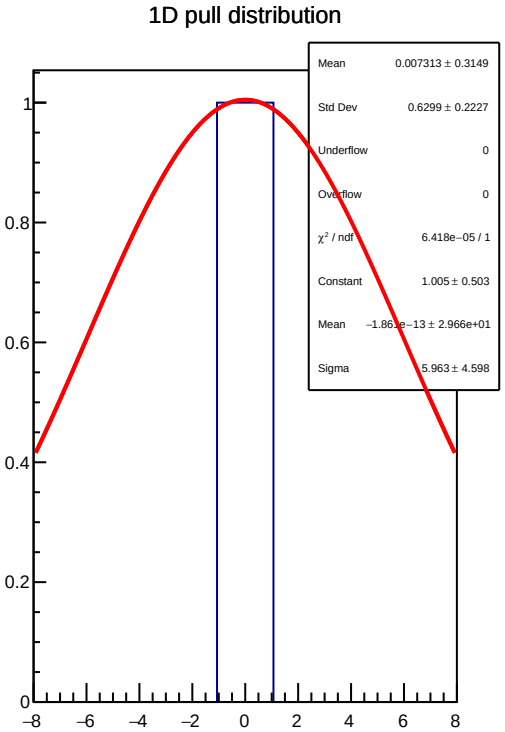
1D pull distribution
Mean 0.007313 ± 0.3149
Std Dev 0.6299 ± 0.2227
Underflow 0
Overflow 0
χ² / ndf 6.418e−05 / 1
Constant 1.005 ± 0.503
Mean −1.861e−13 ± 2.966e+01
Sigma 5.963 ± 4.598

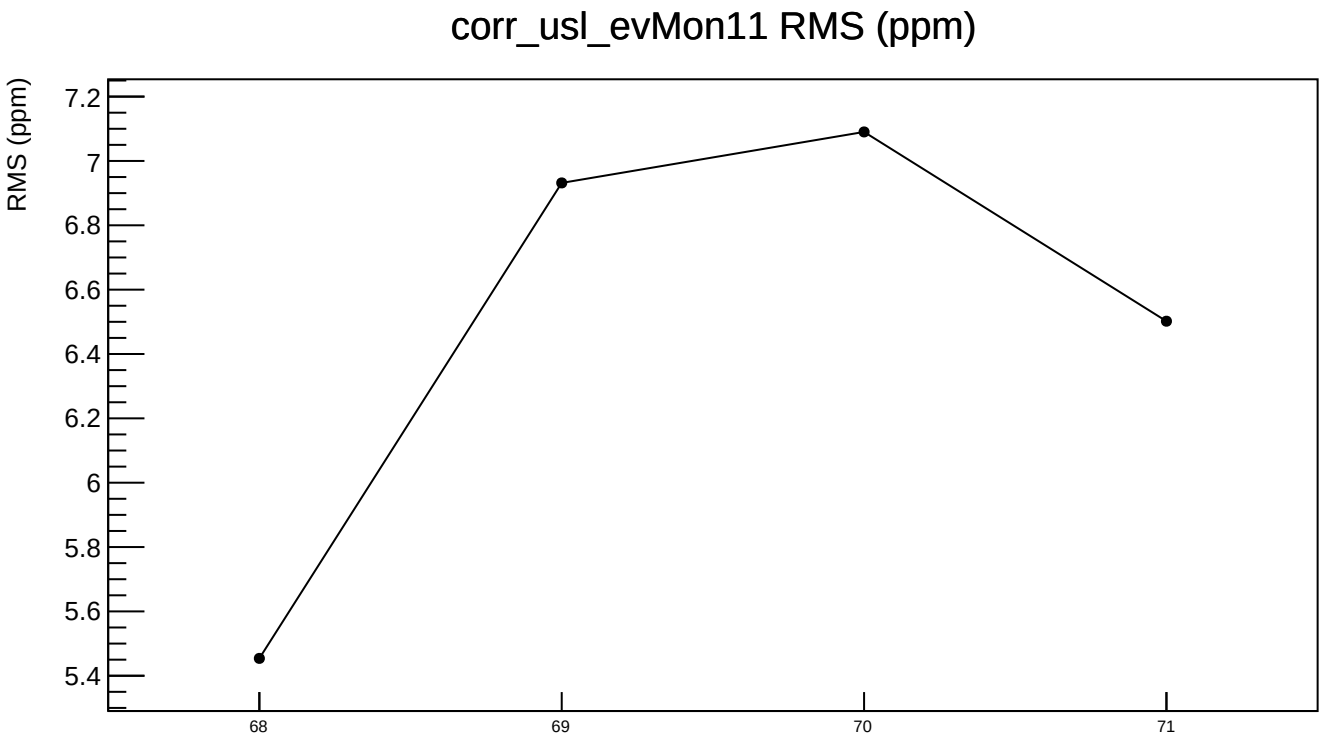
corr_usl_evMon11 RMS (ppm)
RMS (ppm)
7.2
7
6.8
6.6
6.4
6.2
6
5.8
5.6
5.4
68
69
70
71

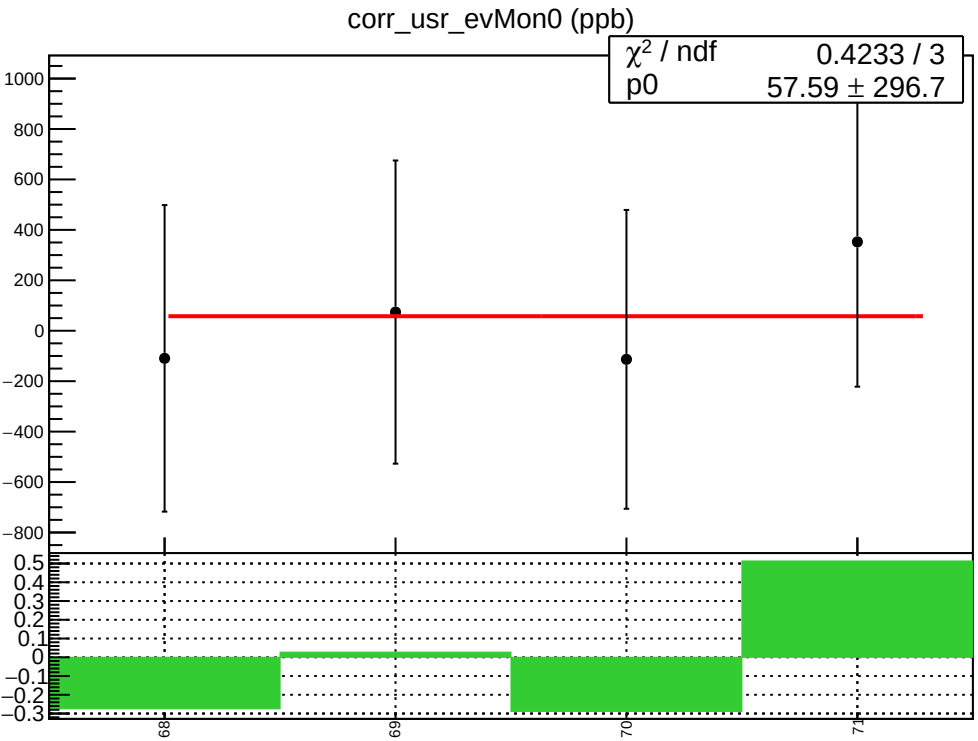
corr_usr_evMon0 (ppb)
χ² / ndf 0.4233 / 3
p0 57.59 ± 296.7
1000
800
600
400
200
0
−200
−400
−600
−800
0.5
0.4
0.3
0.2
0.1
0
−0.1
−0.2
−0.3
68
69
70
71

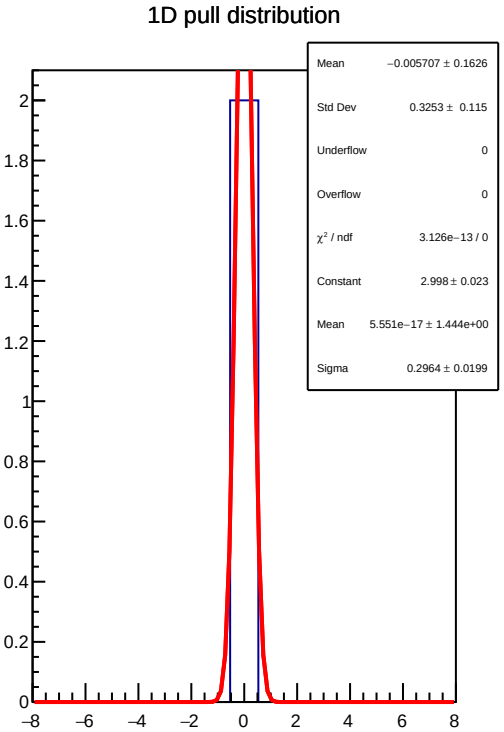
1D pull distribution
Mean −0.005707 ± 0.1626
Std Dev 0.3253 ± 0.115
Underflow 0
Overflow 0
χ² / ndf 3.126e−13 / 0
Constant 2.998 ± 0.023
Mean 5.551e−17 ± 1.444e+00
Sigma 0.2964 ± 0.0199
2
1.8
1.6
1.4
1.2
1
0.8
0.6
0.4
0.2
0
−8
−6
−4
−2
0
2
4
6
8

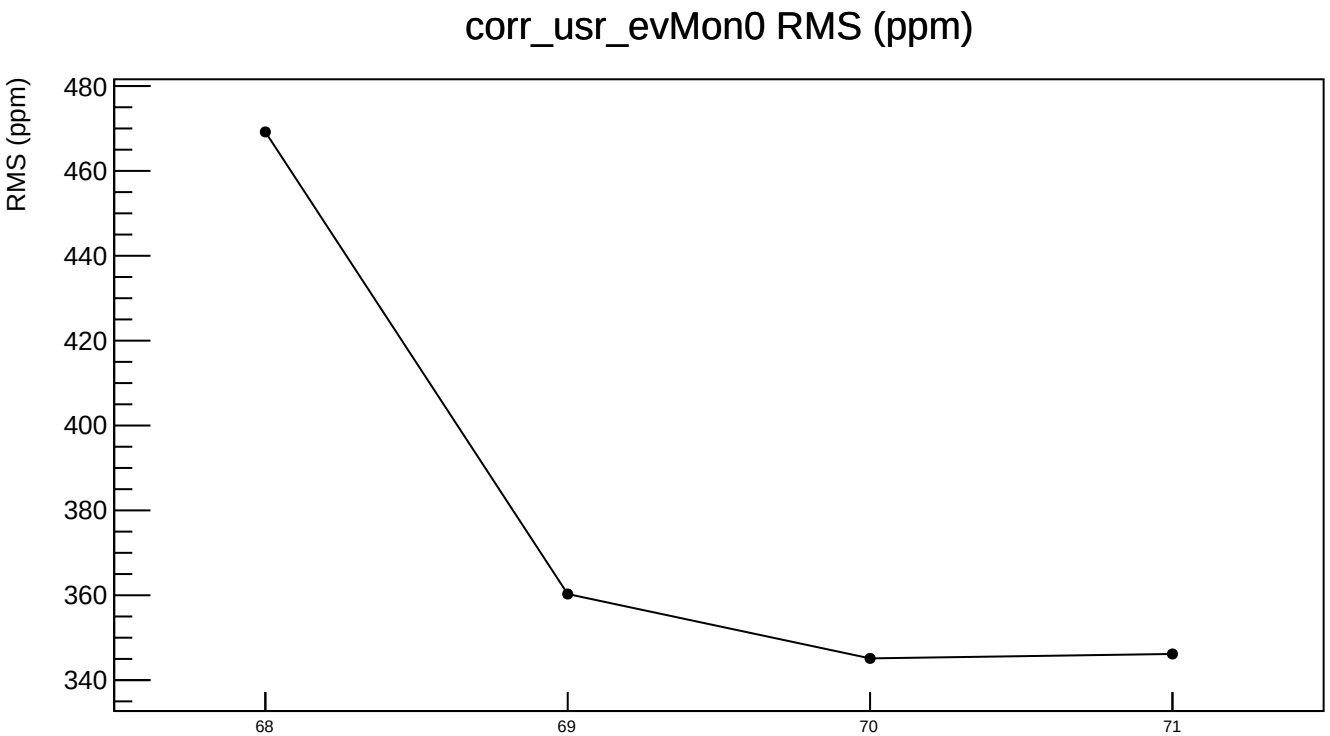
corr_usr_evMon0 RMS (ppm)
RMS (ppm)
480
460
440
420
400
380
360
340
68
69
70
71

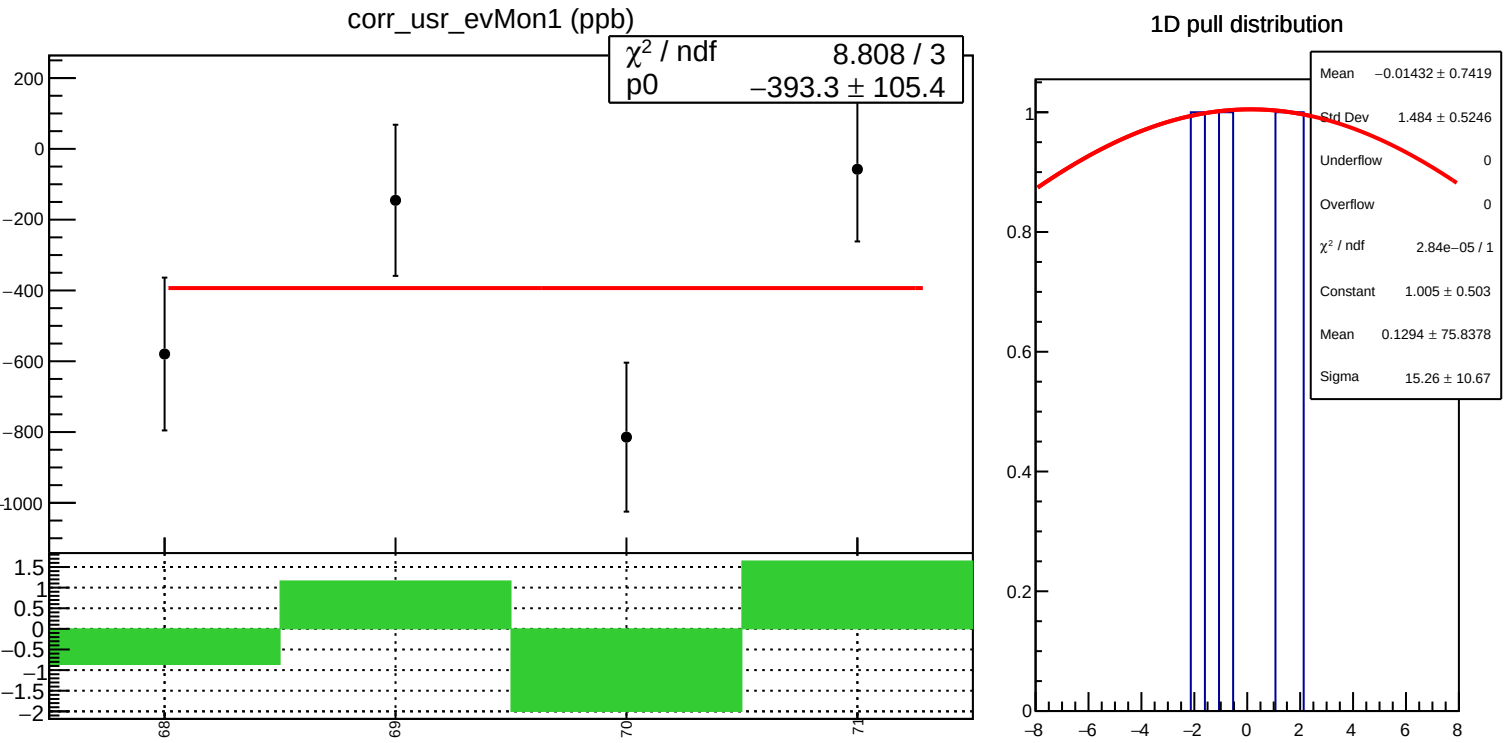
corr_usr_evMon1 (ppb)
χ² / ndf 8.808 / 3
p0 −393.3 ± 105.4
200
0
−200
−400
−600
−800
−1000
1.5
1
0.5
0
−0.5
−1
−1.5
−2
68
69
70
71
1D pull distribution
Mean −0.01432 ± 0.7419
Std Dev 1.484 ± 0.5246
Underflow 0
Overflow 0
χ² / ndf 2.84e−05 / 1
Constant 1.005 ± 0.503
Mean 0.1294 ± 75.8378
Sigma 15.26 ± 10.67
1
0.8
0.6
0.4
0.2
0
−8
−6
−4
−2
0
2
4
6
8

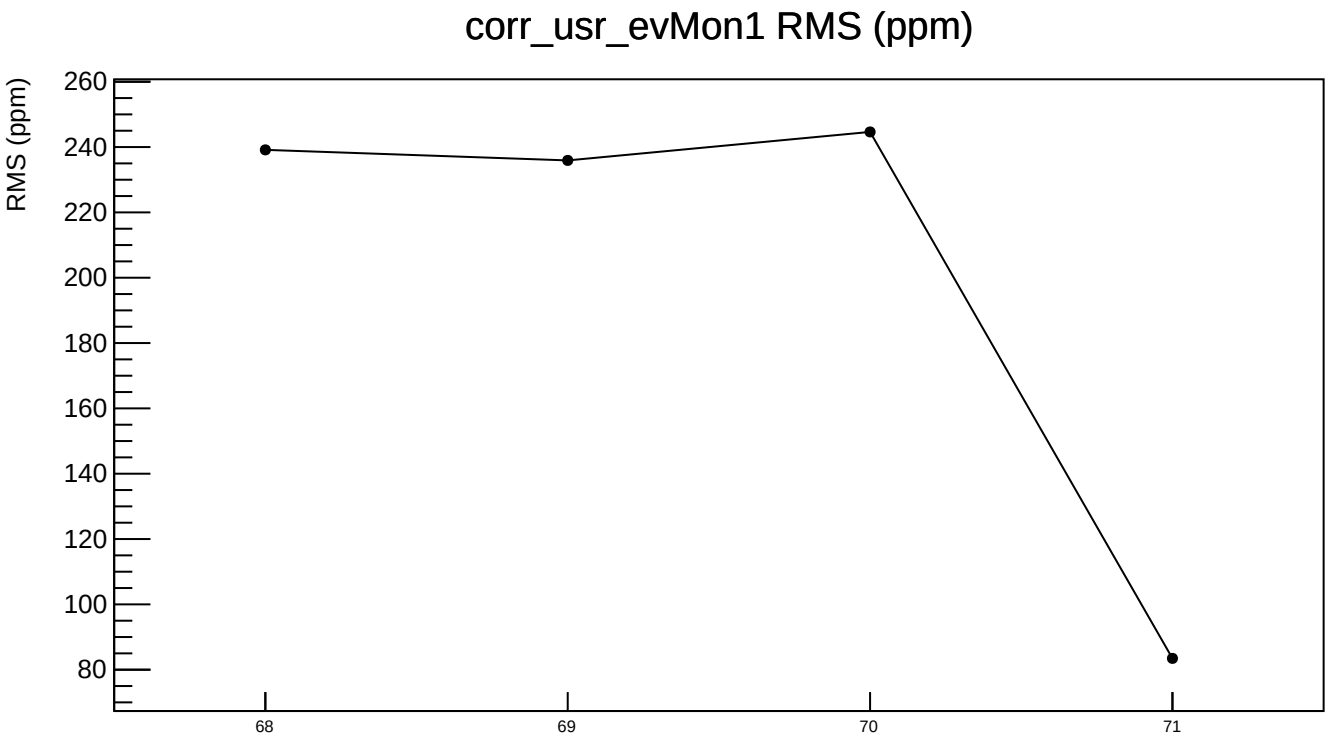
corr_usr_evMon1 RMS (ppm)
RMS (ppm)
260
240
220
200
180
160
140
120
100
80
68
69
70
71

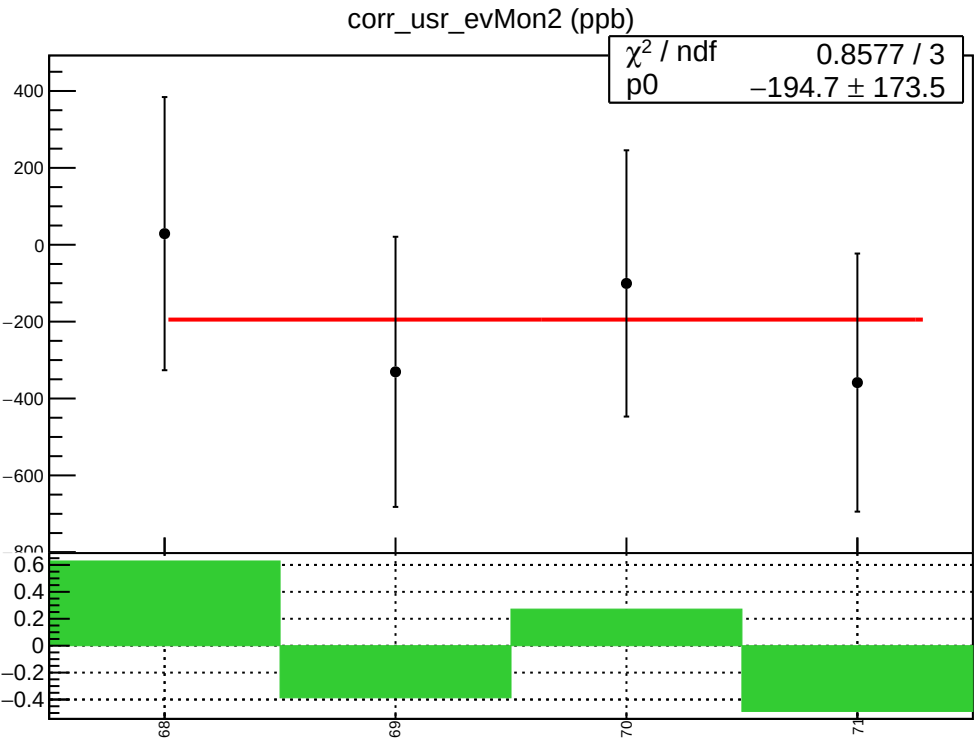
corr_usr_evMon2 (ppb)
χ² / ndf 0.8577 / 3
p0 −194.7 ± 173.5
400
200
0
−200
−400
−600
0.6
0.4
0.2
0
−0.2
−0.4
68
69
70
71

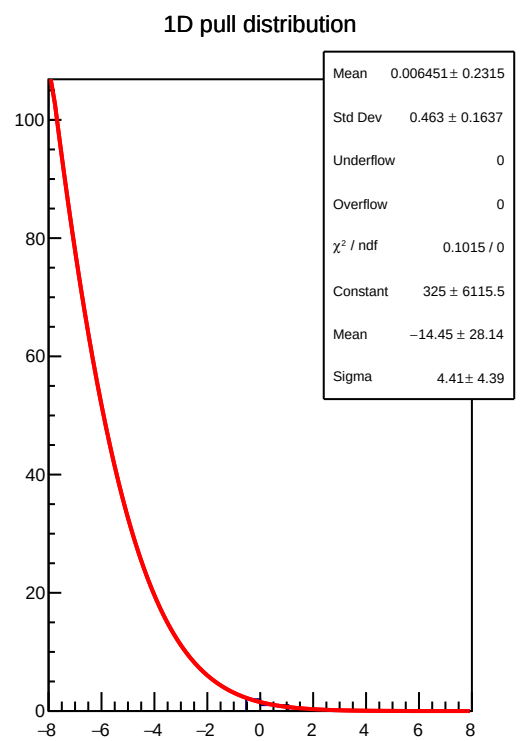
1D pull distribution
Mean 0.006451 ± 0.2315
Std Dev 0.463 ± 0.1637
Underflow 0
Overflow 0
χ² / ndf 0.1015 / 0
Constant 325 ± 6115.5
Mean −14.45 ± 28.14
Sigma 4.41 ± 4.39
100
80
60
40
20
0
−8
−6
−4
−2
0
2
4
6
8

corr_usr_evMon2 RMS (ppm)

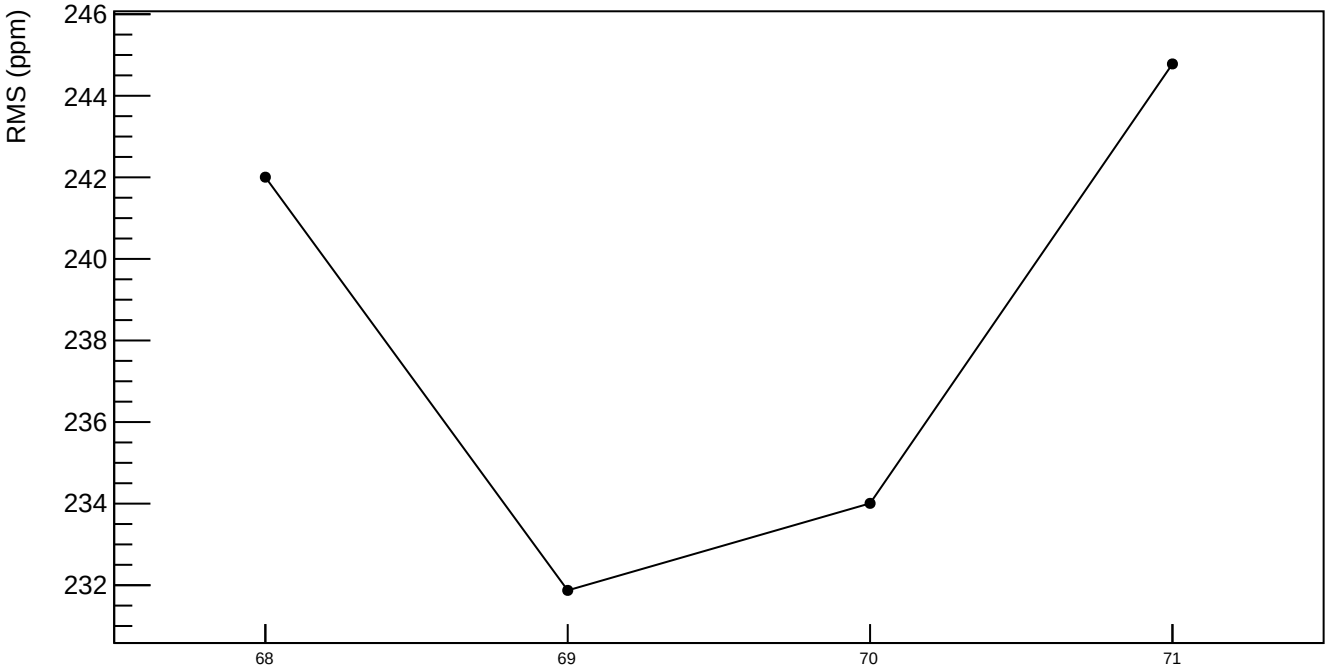

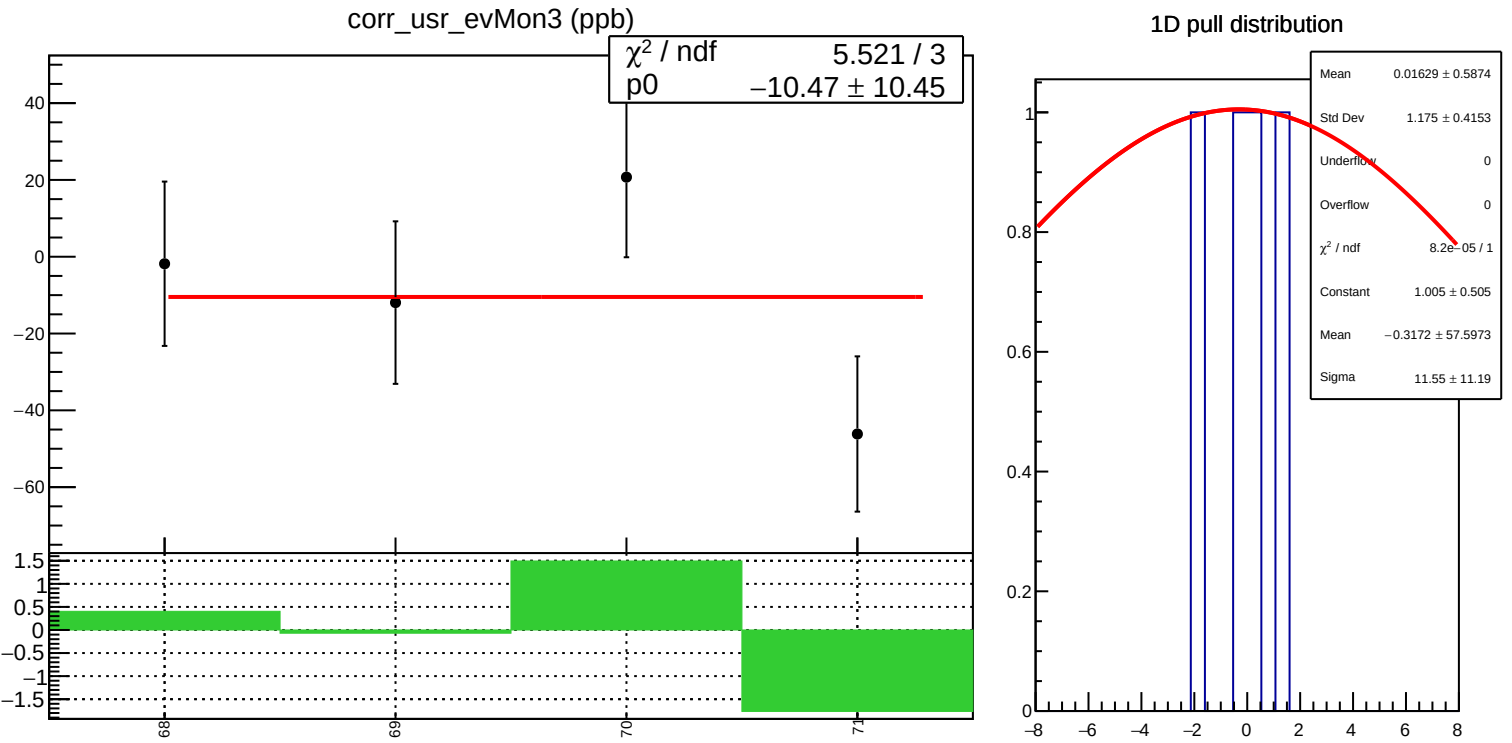
corr_usr_evMon3 (ppb)
χ² / ndf 5.521 / 3
p0 −10.47 ± 10.45
40
20
0
−20
−40
−60
1.5
1
0.5
0
−0.5
−1
−1.5
68
69
70
71
1D pull distribution
Mean 0.01629 ± 0.5874
Std Dev 1.175 ± 0.4153
Underflow 0
Overflow 0
χ² / ndf 8.2e−05 / 1
Constant 1.005 ± 0.505
Mean −0.3172 ± 57.5973
Sigma 11.55 ± 11.19
1
0.8
0.6
0.4
0.2
0
−8
−6
−4
−2
0
2
4
6
8

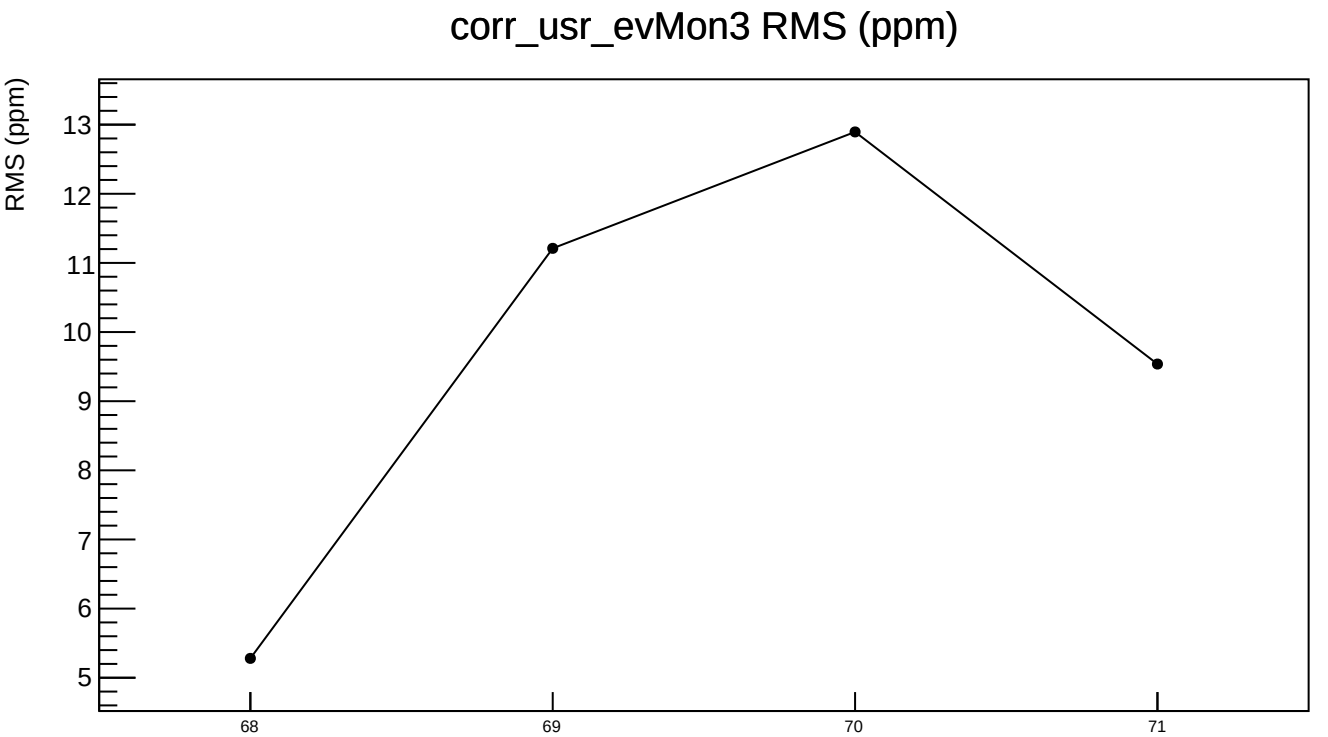
corr_usr_evMon3 RMS (ppm)
RMS (ppm)
13
12
11
10
9
8
7
6
5
68
69
70
71

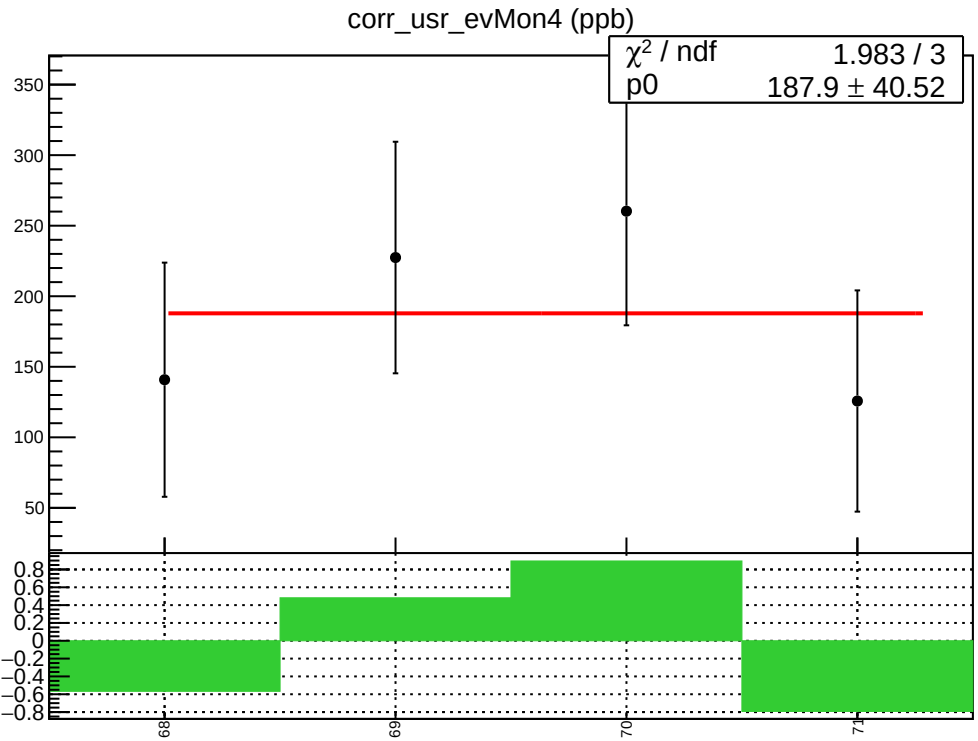
corr_usr_evMon4 (ppb)
χ² / ndf 1.983 / 3
p0 187.9 ± 40.52
350
300
250
200
150
100
50
0.8
0.6
0.4
0.2
0
−0.2
−0.4
−0.6
−0.8
68
69
70
71

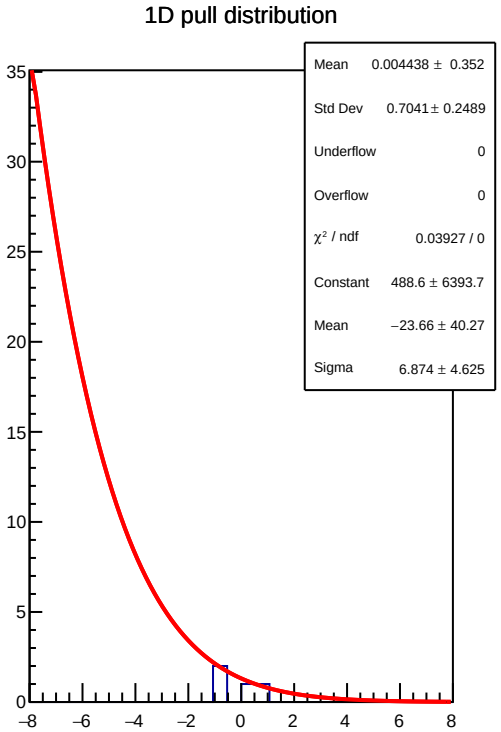
1D pull distribution
Mean 0.004438 ± 0.352
Std Dev 0.7041 ± 0.2489
Underflow 0
Overflow 0
χ² / ndf 0.03927 / 0
Constant 488.6 ± 6393.7
Mean −23.66 ± 40.27
Sigma 6.874 ± 4.625
35
30
25
20
15
10
5
0
−8
−6
−4
−2
0
2
4
6
8

corr_usr_evMon4 RMS (ppm)

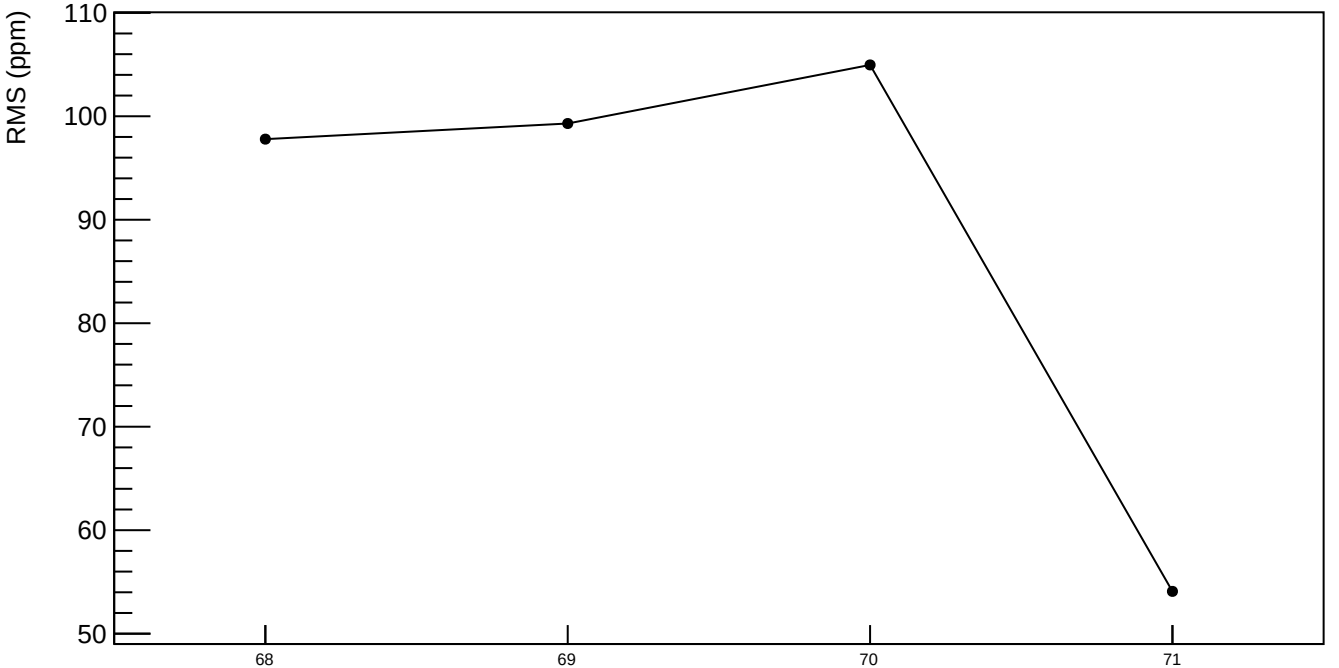

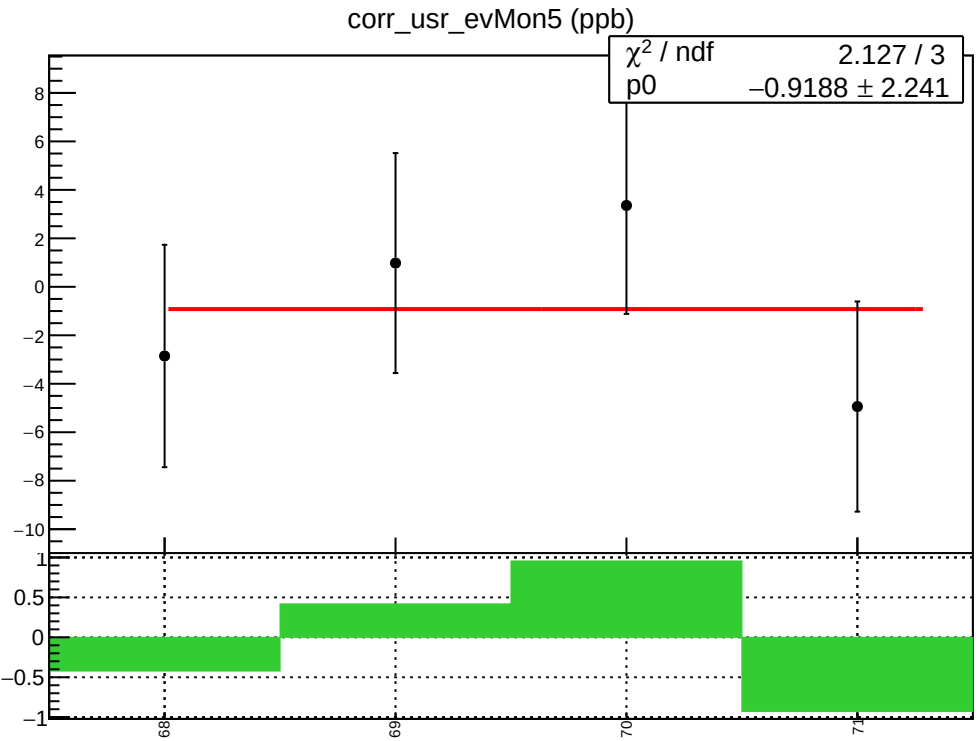
corr_usr_evMon5 (ppb)
χ² / ndf 2.127 / 3
p0 −0.9188 ± 2.241
8
6
4
2
0
−2
−4
−6
−8
−10
1
0.5
0
−0.5
−1
68
69
70
71

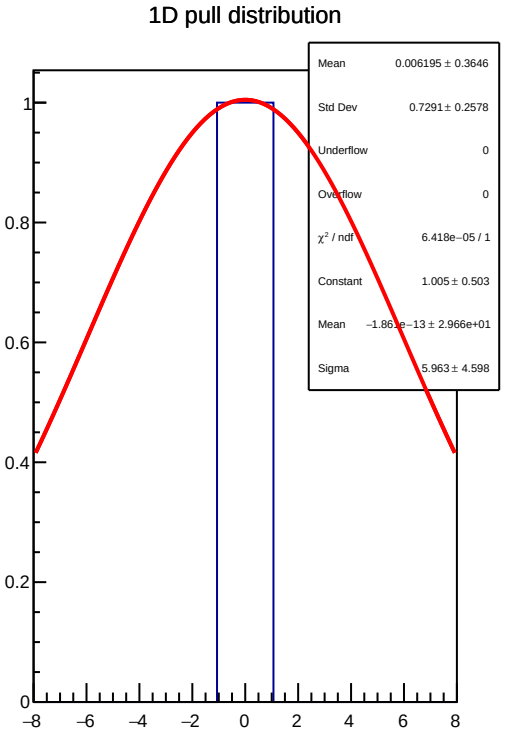
1D pull distribution
Mean 0.006195 ± 0.3646
Std Dev 0.7291 ± 0.2578
Underflow 0
Overflow 0
χ² / ndf 6.418e−05 / 1
Constant 1.005 ± 0.503
Mean −1.861e−13 ± 2.966e+01
Sigma 5.963 ± 4.598
1
0.8
0.6
0.4
0.2
0
−8
−6
−4
−2
0
2
4
6
8

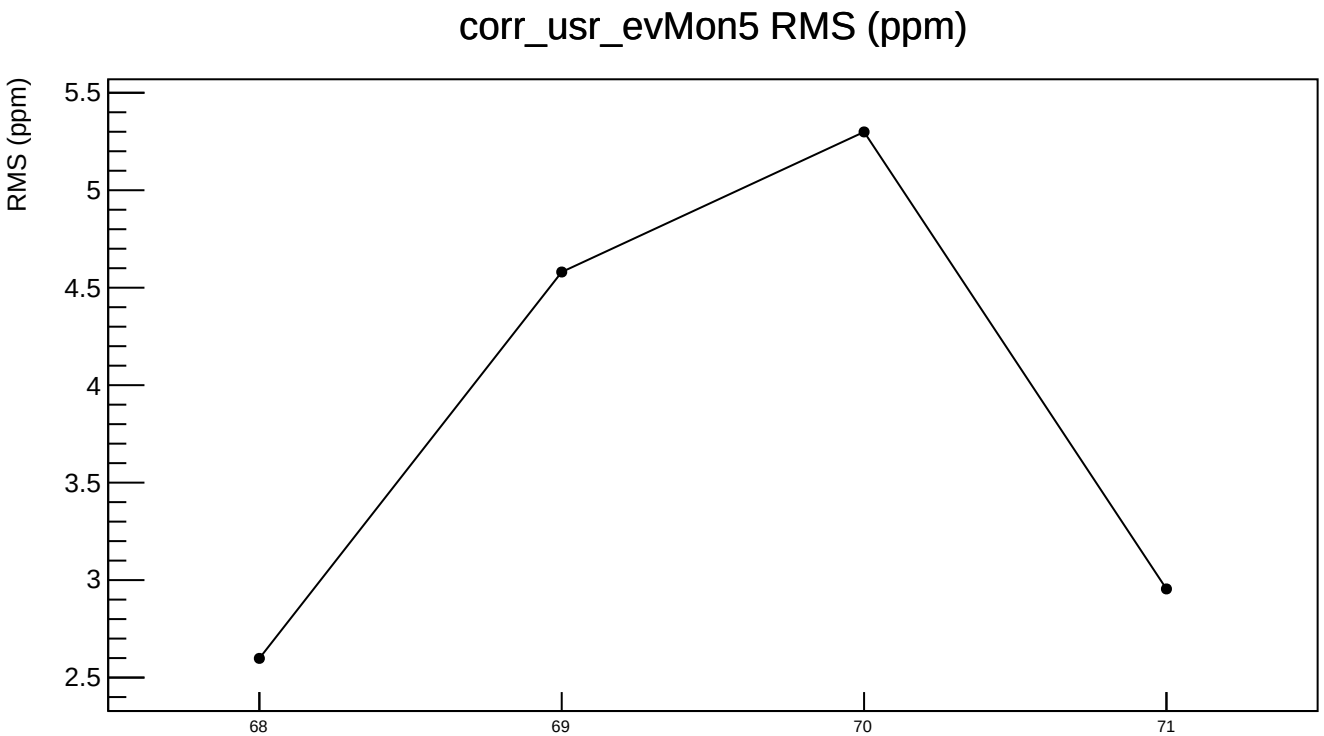
corr_usr_evMon5 RMS (ppm)
RMS (ppm)
5.5
5
4.5
4
3.5
3
2.5
68
69
70
71

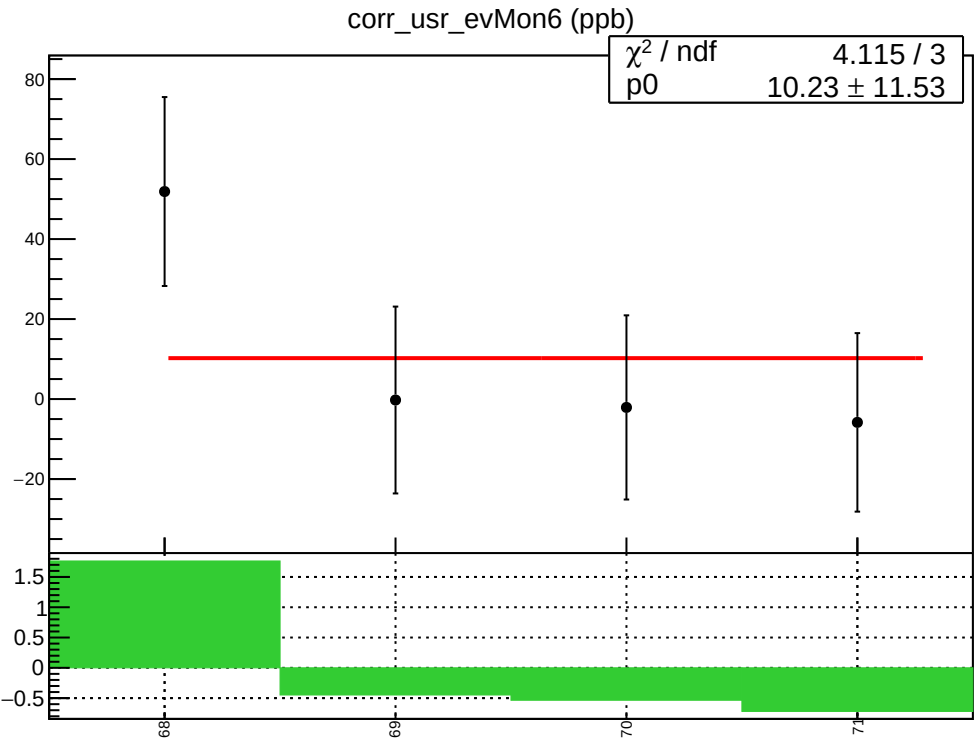
corr_usr_evMon6 (ppb)
χ² / ndf 4.115 / 3
p0 10.23 ± 11.53
80
60
40
20
0
−20
1.5
1
0.5
0
−0.5
68
69
70
71

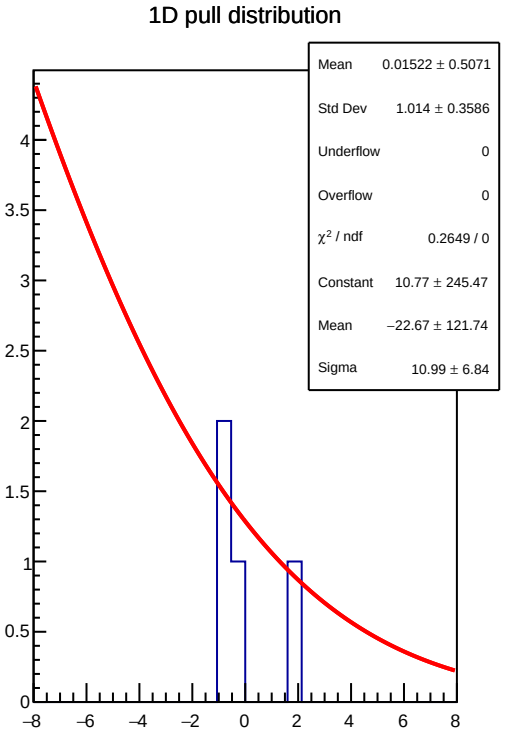
1D pull distribution
Mean 0.01522 ± 0.5071
Std Dev 1.014 ± 0.3586
Underflow 0
Overflow 0
χ² / ndf 0.2649 / 0
Constant 10.77 ± 245.47
Mean −22.67 ± 121.74
Sigma 10.99 ± 6.84
4
3.5
3
2.5
2
1.5
1
0.5
0
−8
−6
−4
−2
0
2
4
6
8

corr_usr_evMon6 RMS (ppm)

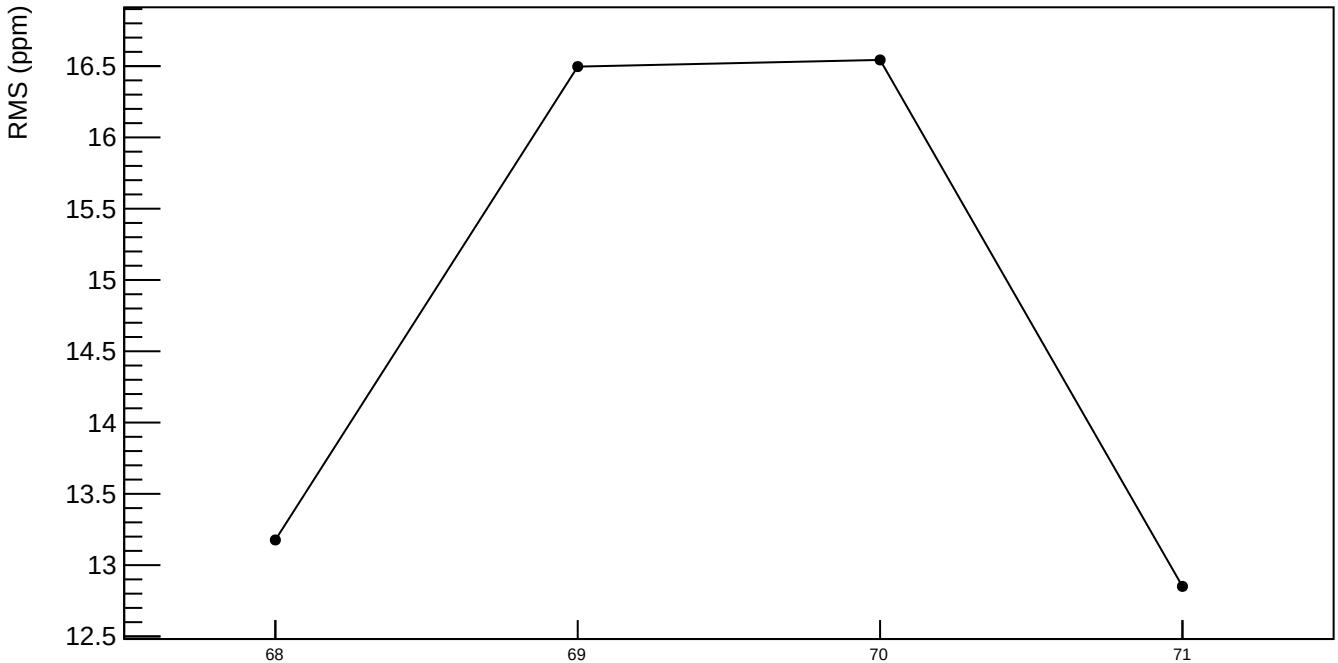

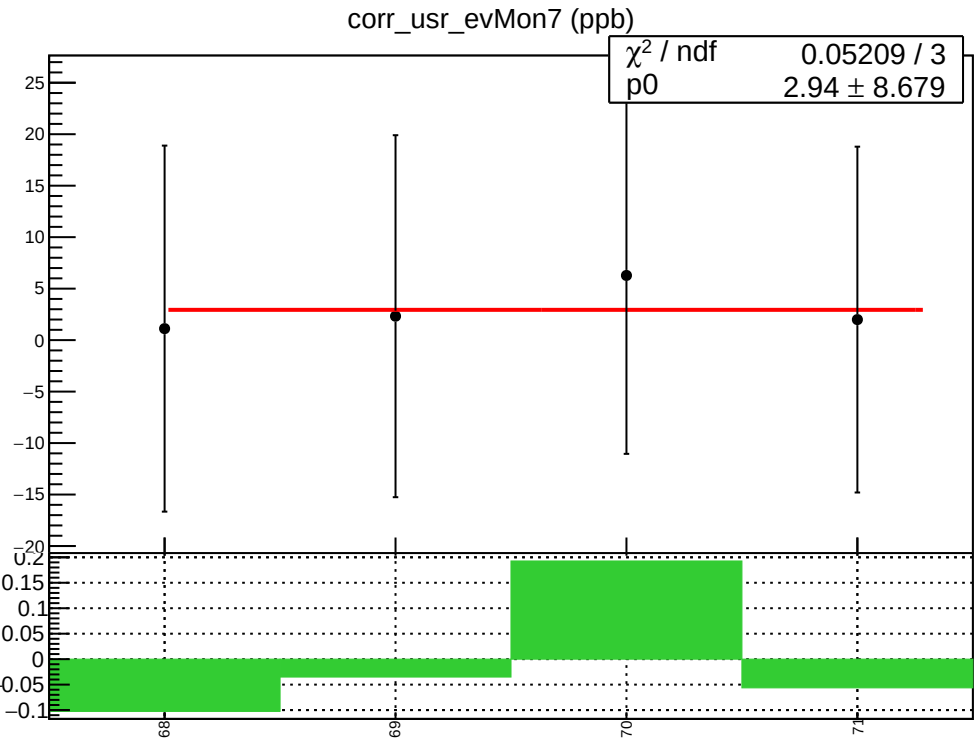
corr_usr_evMon7 (ppb)
χ² / ndf 0.05209 / 3
p0 2.94 ± 8.679
68
69
70
71

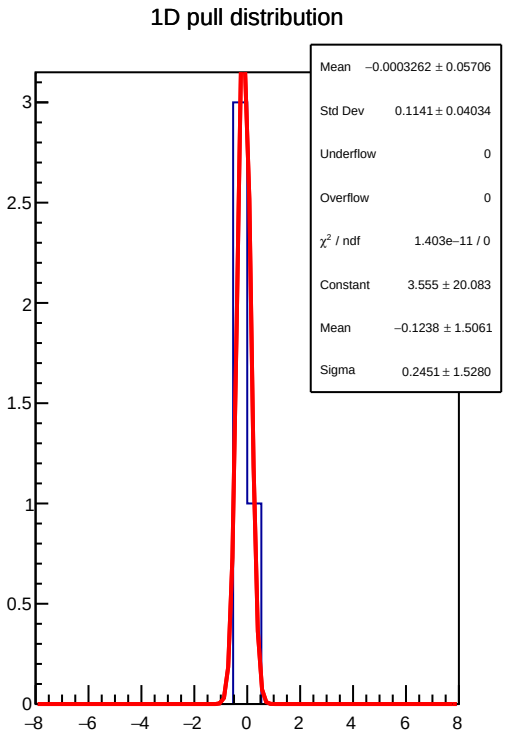
1D pull distribution
Mean −0.0003262 ± 0.05706
Std Dev 0.1141 ± 0.04034
Underflow 0
Overflow 0
χ² / ndf 1.403e−11 / 0
Constant 3.555 ± 20.083
Mean −0.1238 ± 1.5061
Sigma 0.2451 ± 1.5280

corr_usr_evMon7 RMS (ppm)

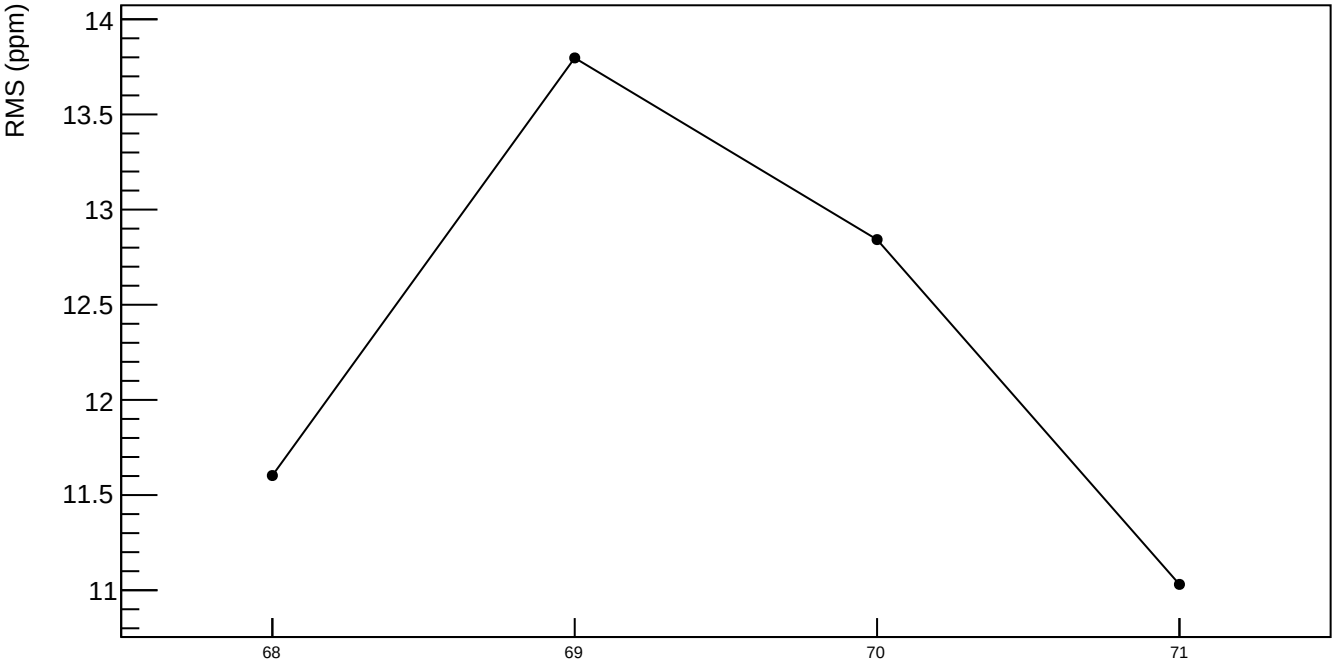

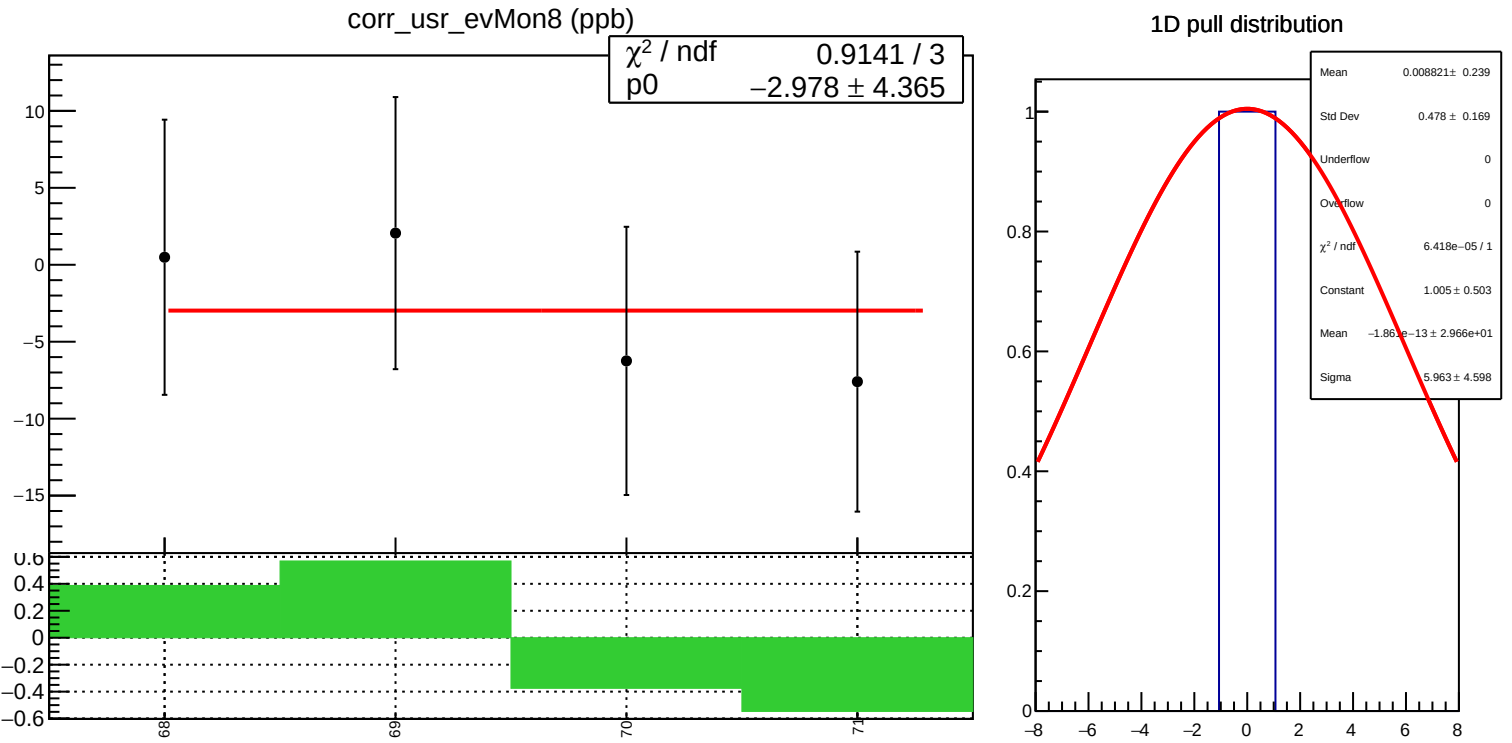
corr_usr_evMon8 (ppb)
χ² / ndf 0.9141 / 3
p0 −2.978 ± 4.365
1D pull distribution
Mean 0.008821 ± 0.239
Std Dev 0.478 ± 0.169
Underflow 0
Overflow 0
χ² / ndf 6.418e−05 / 1
Constant 1.005 ± 0.503
Mean −1.861e−13 ± 2.966e+01
Sigma 5.963 ± 4.598

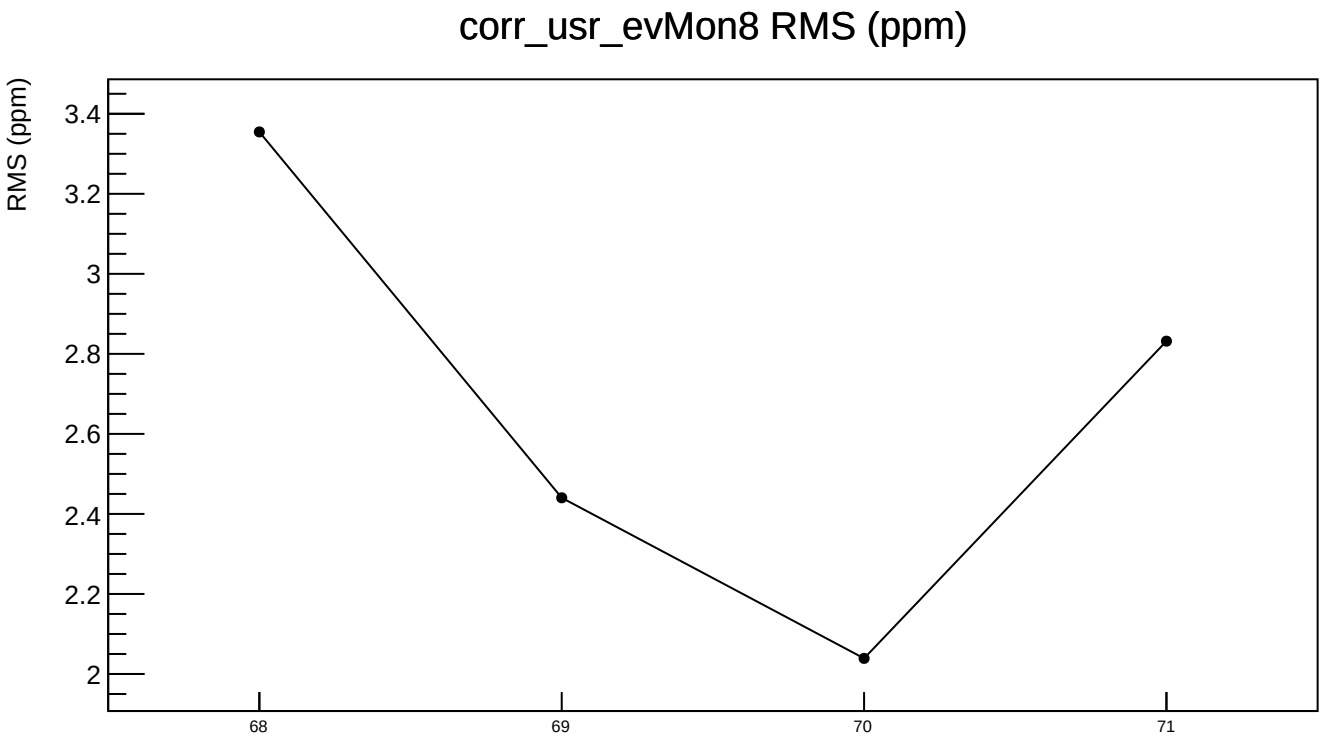
corr_usr_evMon8 RMS (ppm)
RMS (ppm)
3.4
3.2
3
2.8
2.6
2.4
2.2
2
68
69
70
71

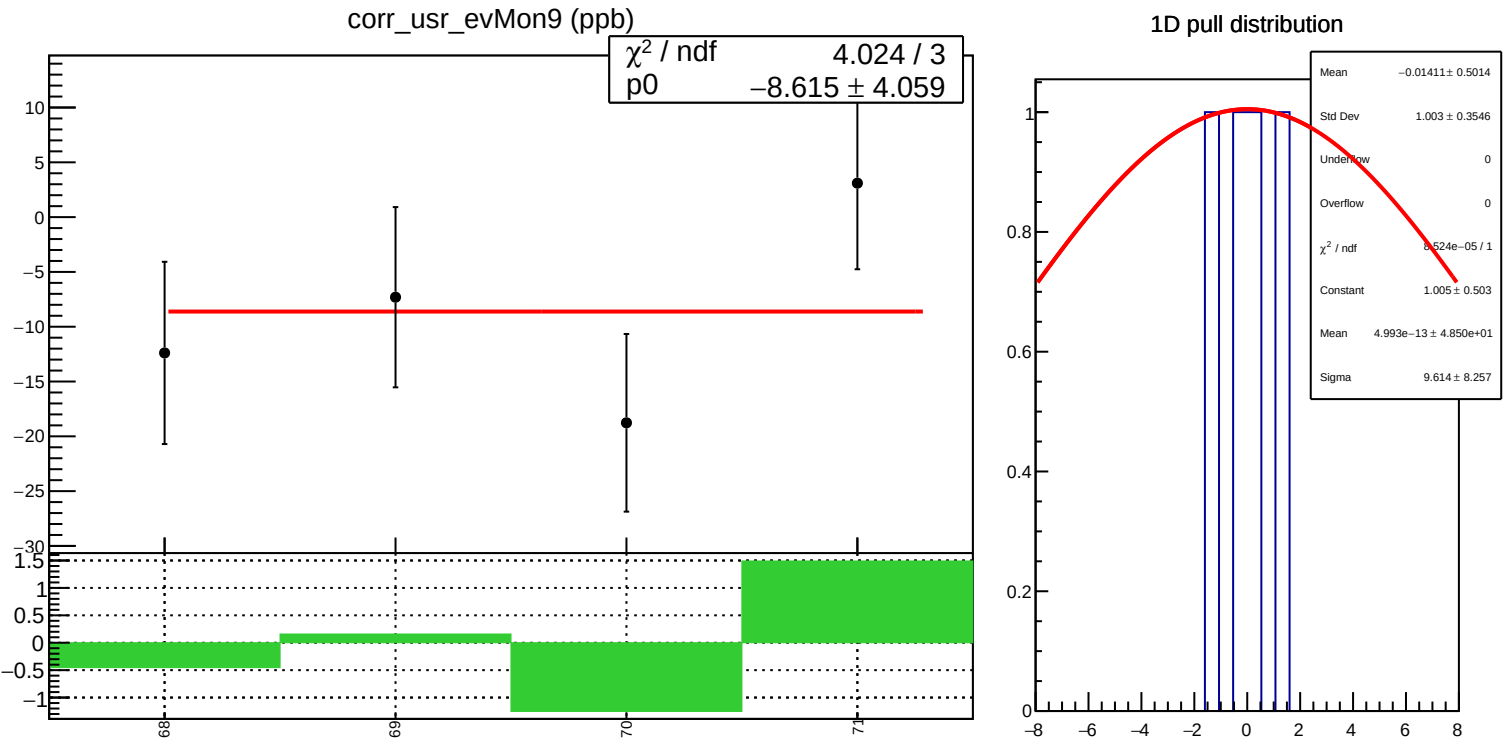
corr_usr_evMon9 (ppb)
χ² / ndf 4.024 / 3
p0 −8.615 ± 4.059
1D pull distribution
Mean −0.01411 ± 0.5014
Std Dev 1.003 ± 0.3546
Underflow 0
Overflow 0
χ² / ndf 8.524e−05 / 1
Constant 1.005 ± 0.503
Mean 4.993e−13 ± 4.850e+01
Sigma 9.614 ± 8.257

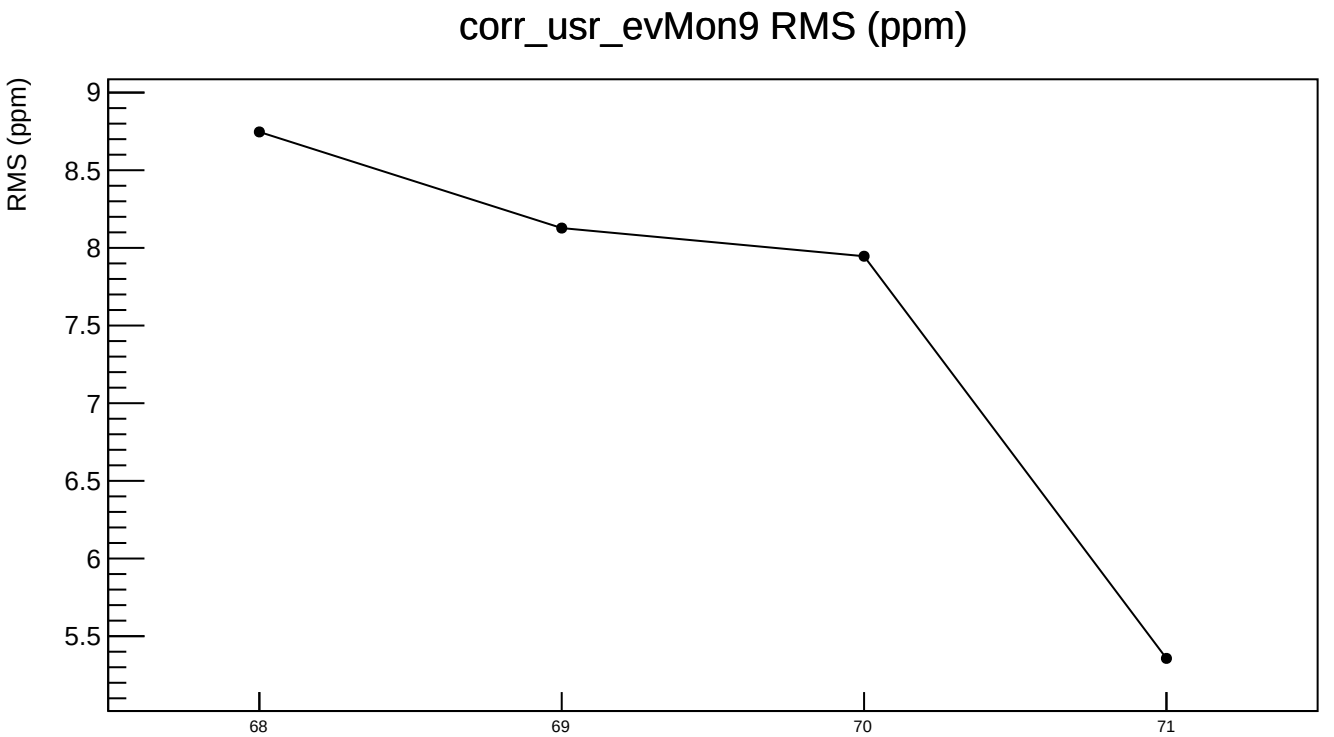
corr_usr_evMon9 RMS (ppm)
RMS (ppm)
9
8.5
8
7.5
7
6.5
6
5.5
68
69
70
71

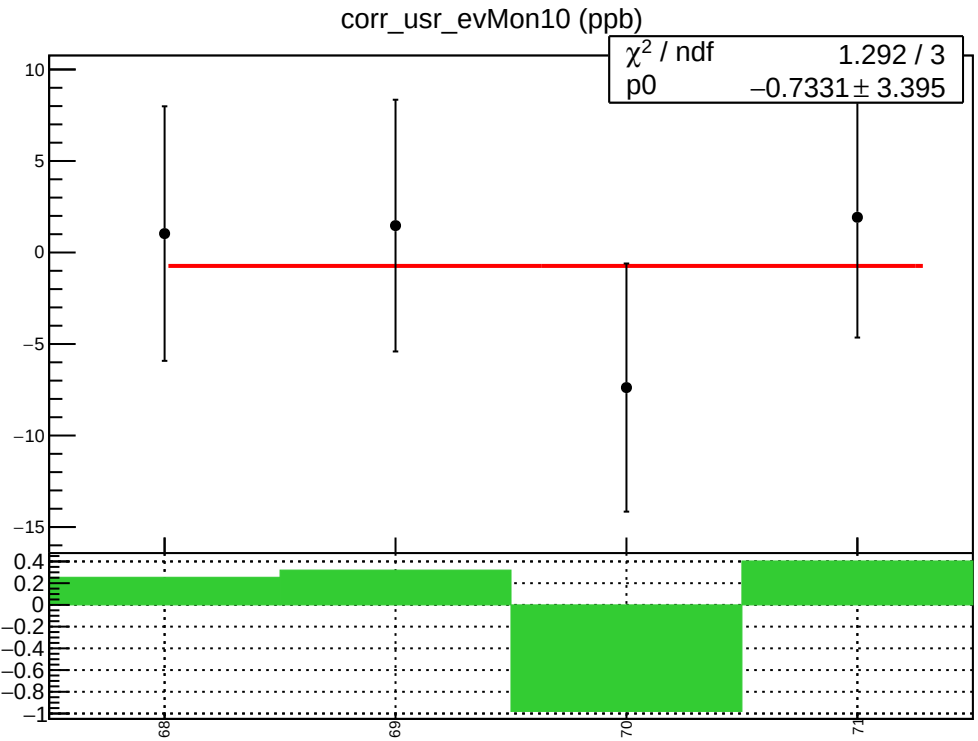
corr_usr_evMon10 (ppb)
χ² / ndf 1.292 / 3
p0 −0.7331 ± 3.395
10
5
0
−5
−10
−15
0.4
0.2
0
−0.2
−0.4
−0.6
−0.8
−1
68
69
70
71

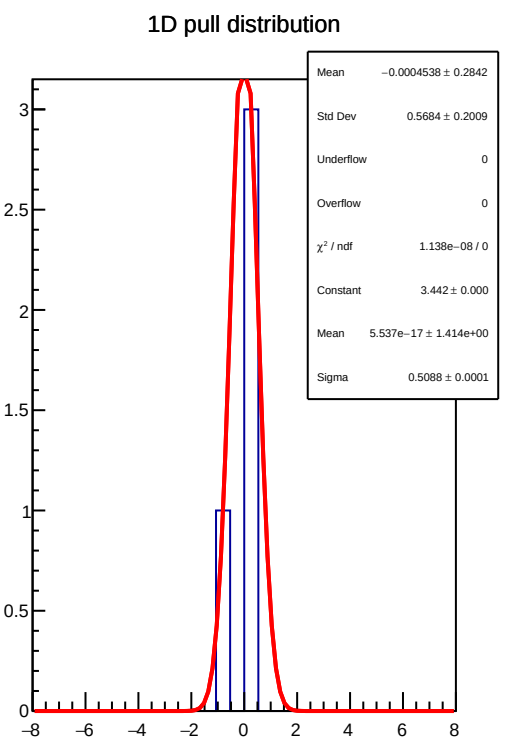
1D pull distribution
Mean −0.0004538 ± 0.2842
Std Dev 0.5684 ± 0.2009
Underflow 0
Overflow 0
χ² / ndf 1.138e−08 / 0
Constant 3.442 ± 0.000
Mean 5.537e−17 ± 1.414e+00
Sigma 0.5088 ± 0.0001
3
2.5
2
1.5
1
0.5
0
−8
−6
−4
−2
0
2
4
6
8

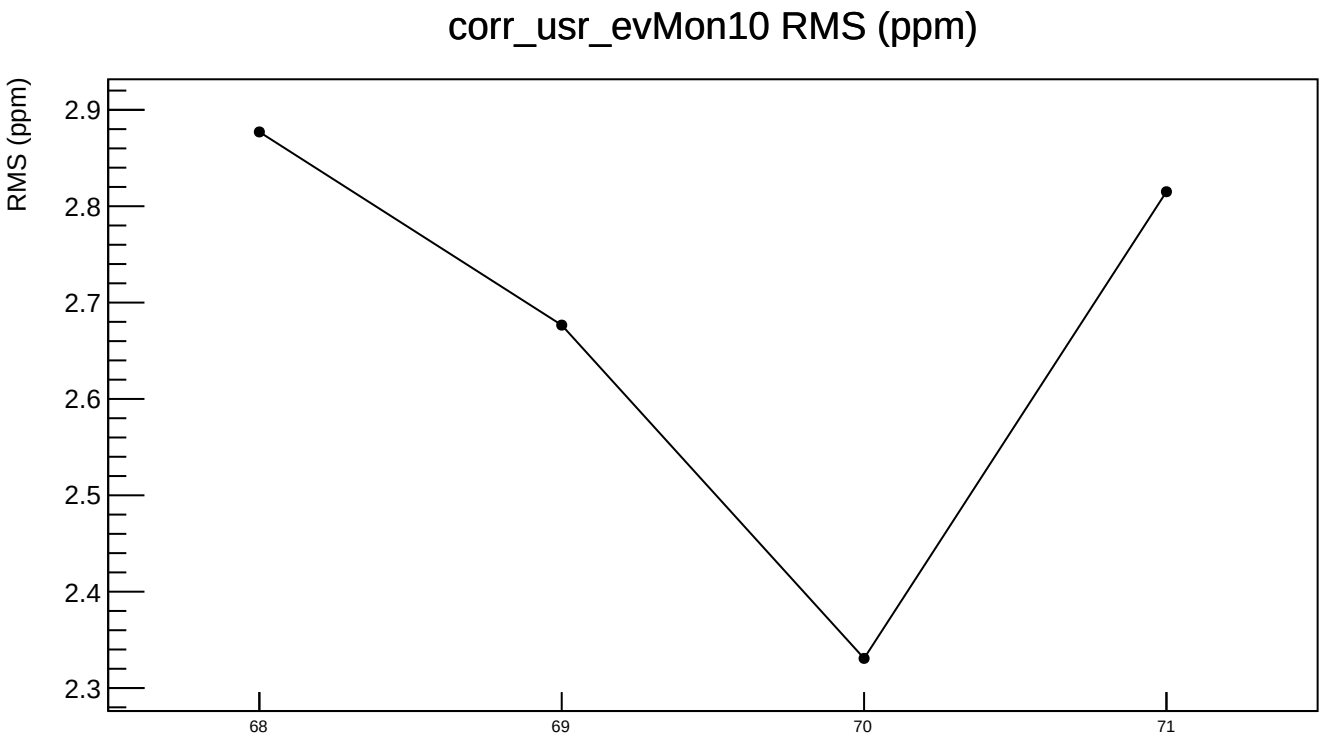
corr_usr_evMon10 RMS (ppm)
RMS (ppm)
2.9
2.8
2.7
2.6
2.5
2.4
2.3
68
69
70
71

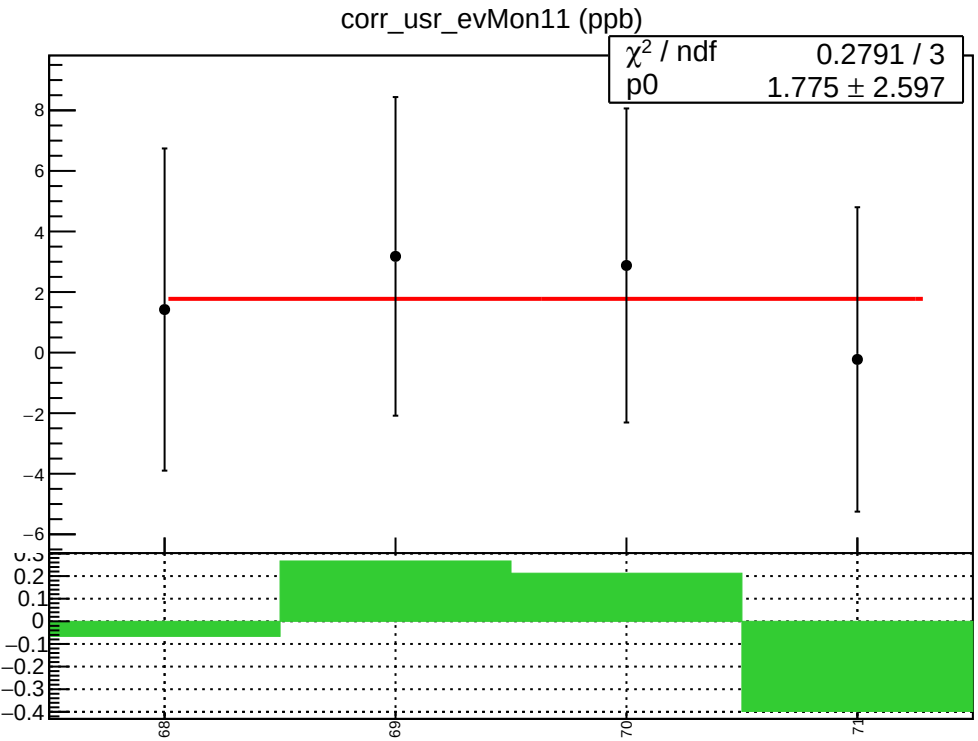
corr_usr_evMon11 (ppb)
χ² / ndf 0.2791 / 3
p0 1.775 ± 2.597
8
6
4
2
0
−2
−4
−6
0.3
0.2
0.1
0
−0.1
−0.2
−0.3
−0.4
68
69
70
71

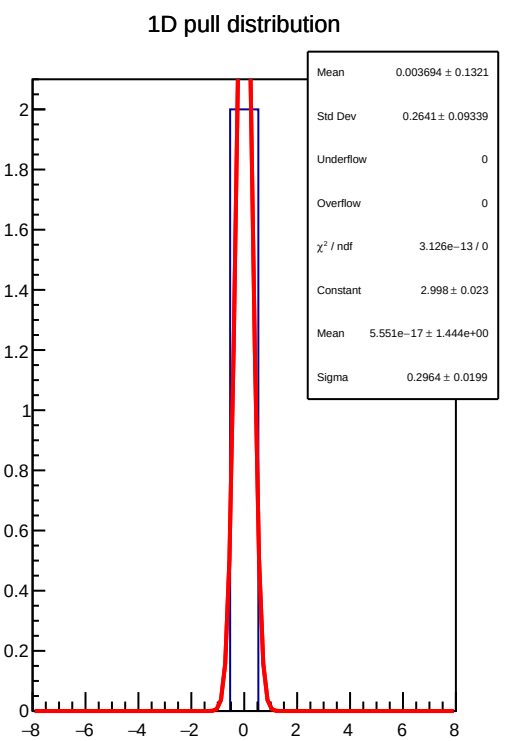
1D pull distribution
Mean 0.003694 ± 0.1321
Std Dev 0.2641 ± 0.09339
Underflow 0
Overflow 0
χ² / ndf 3.126e−13 / 0
Constant 2.998 ± 0.023
Mean 5.551e−17 ± 1.444e+00
Sigma 0.2964 ± 0.0199
2
1.8
1.6
1.4
1.2
1
0.8
0.6
0.4
0.2
0
−8
−6
−4
−2
0
2
4
6
8

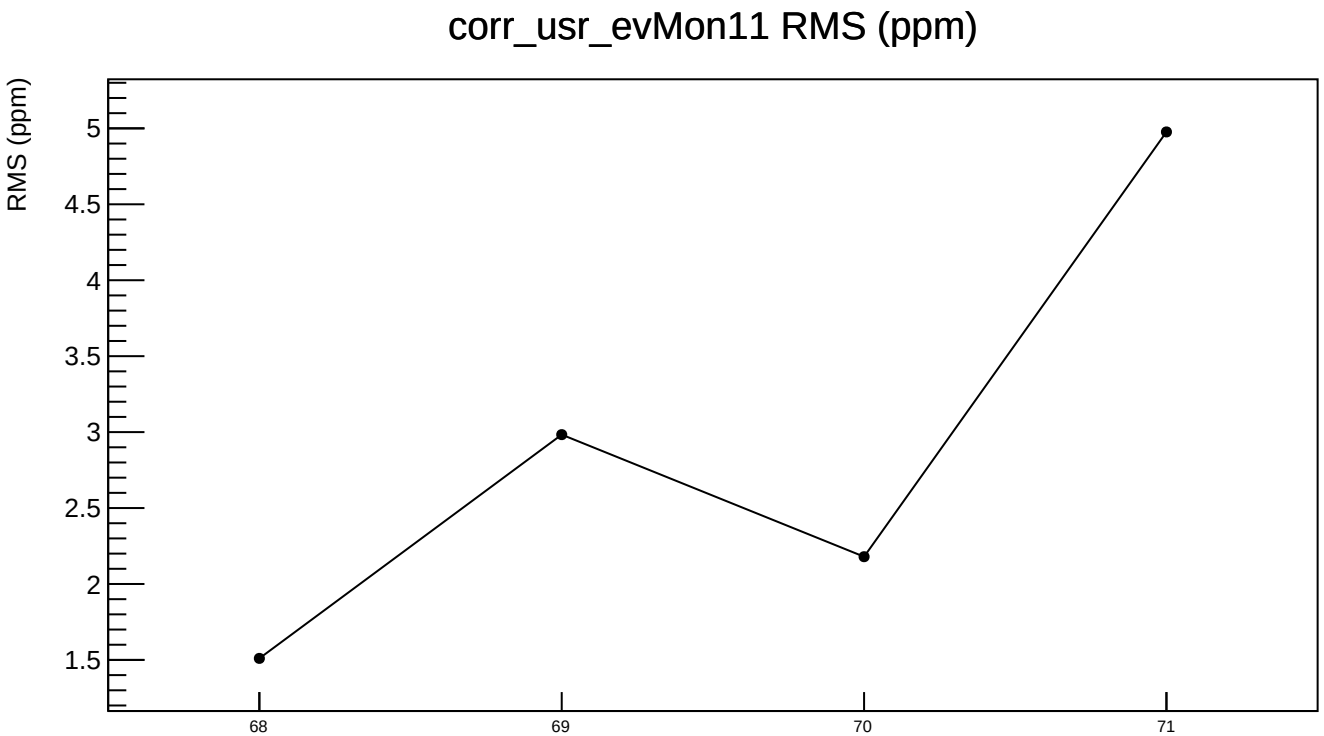
corr_usr_evMon11 RMS (ppm)
RMS (ppm)
5
4.5
4
3.5
3
2.5
2
1.5
68
69
70
71