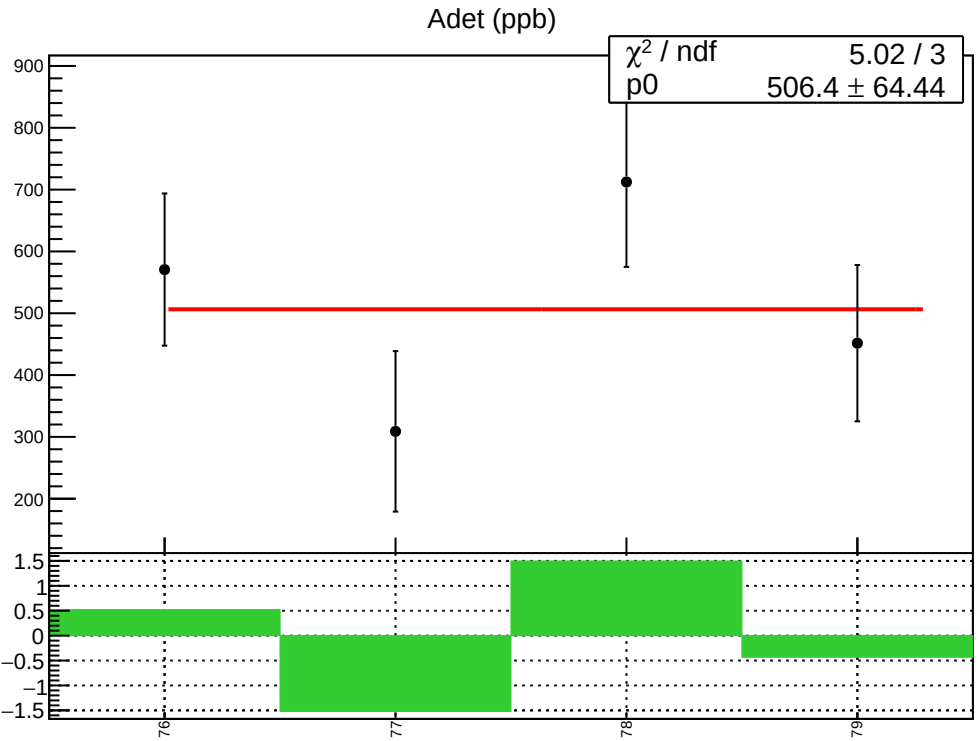
Adet (ppb)
χ² / ndf 5.02 / 3
p0 506.4 ± 64.44
900
800
700
600
500
400
300
200
1.5
1
0.5
0
−0.5
−1
−1.5
76
77
78
79

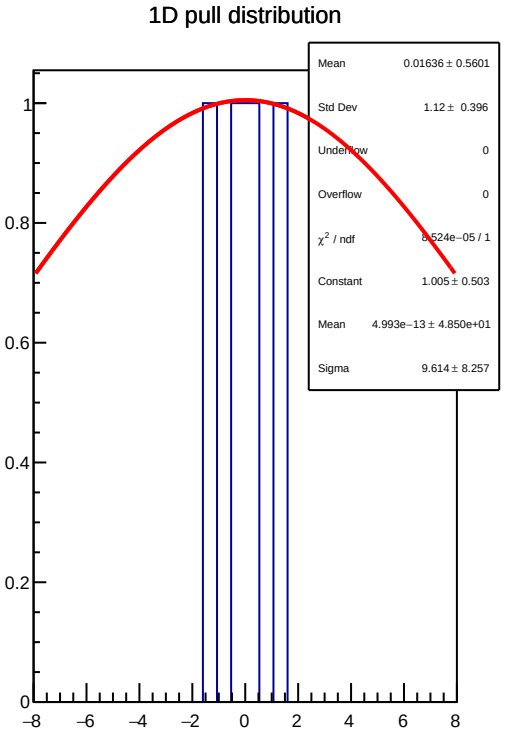
1D pull distribution
Mean 0.01636 ± 0.5601
Std Dev 1.12 ± 0.396
Underflow 0
Overflow 0
χ² / ndf 8.524e−05 / 1
Constant 1.005 ± 0.503
Mean 4.993e−13 ± 4.850e+01
Sigma 9.614 ± 8.257
1
0.8
0.6
0.4
0.2
0
−8
−6
−4
−2
0
2
4
6
8

Adet RMS (ppm)

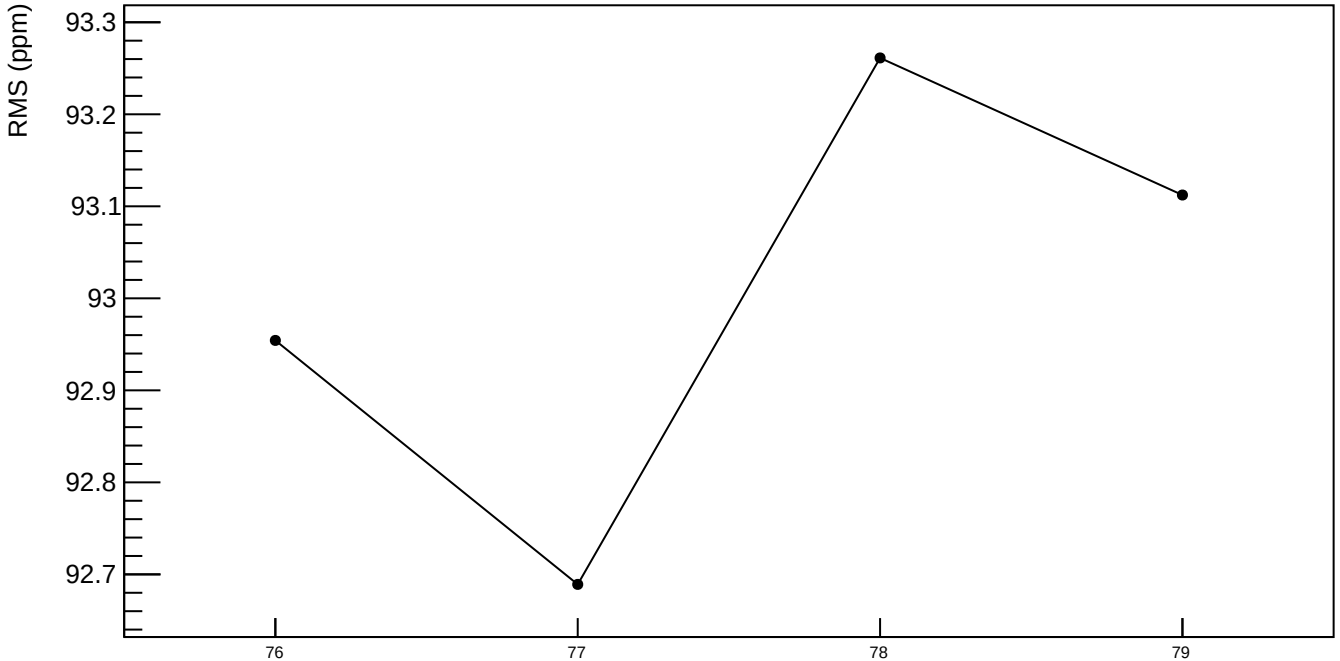

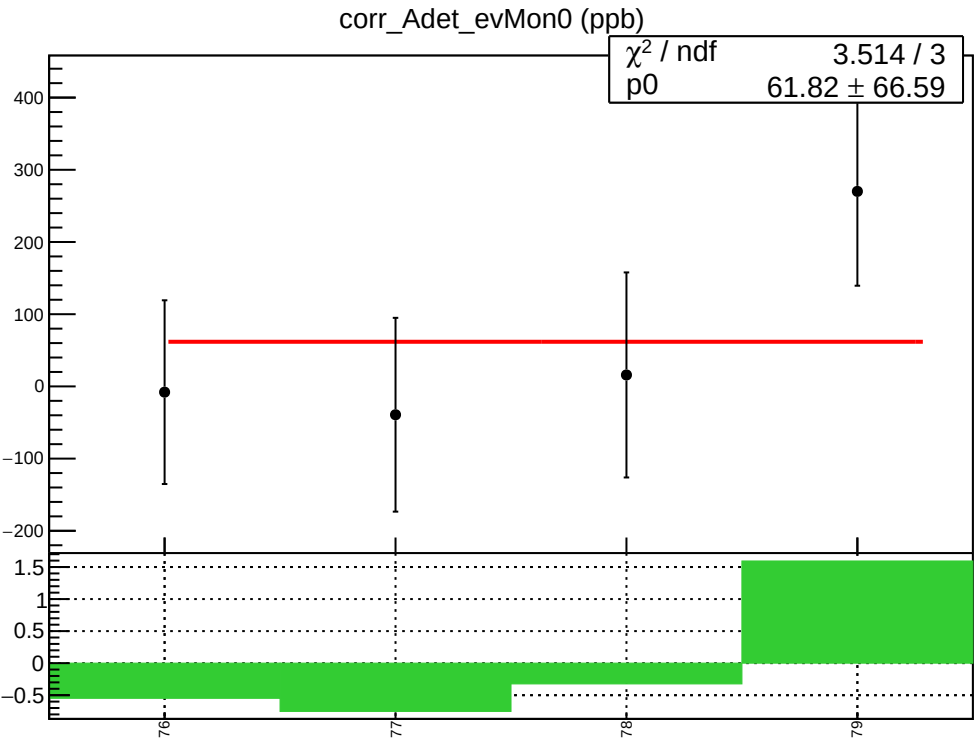
corr_Adet_evMon0 (ppb)
χ² / ndf 3.514 / 3
p0 61.82 ± 66.59
400
300
200
100
0
−100
−200
1.5
1
0.5
0
−0.5
76
77
78
79

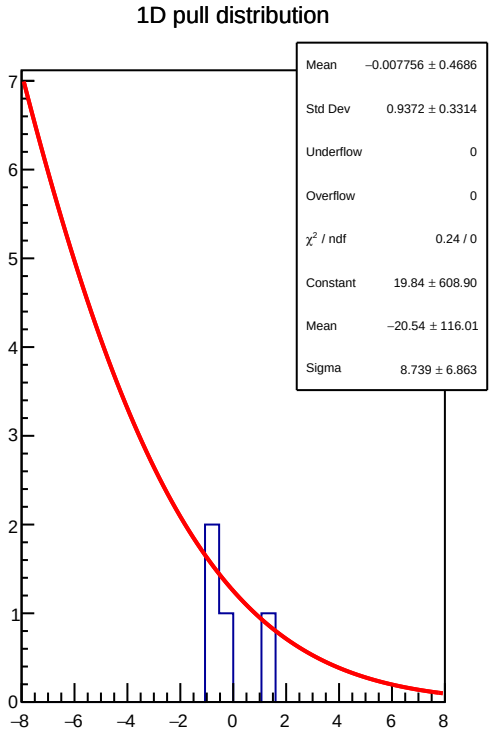
1D pull distribution
Mean −0.007756 ± 0.4686
Std Dev 0.9372 ± 0.3314
Underflow 0
Overflow 0
χ² / ndf 0.24 / 0
Constant 19.84 ± 608.90
Mean −20.54 ± 116.01
Sigma 8.739 ± 6.863
7
6
5
4
3
2
1
0
−8
−6
−4
−2
0
2
4
6
8

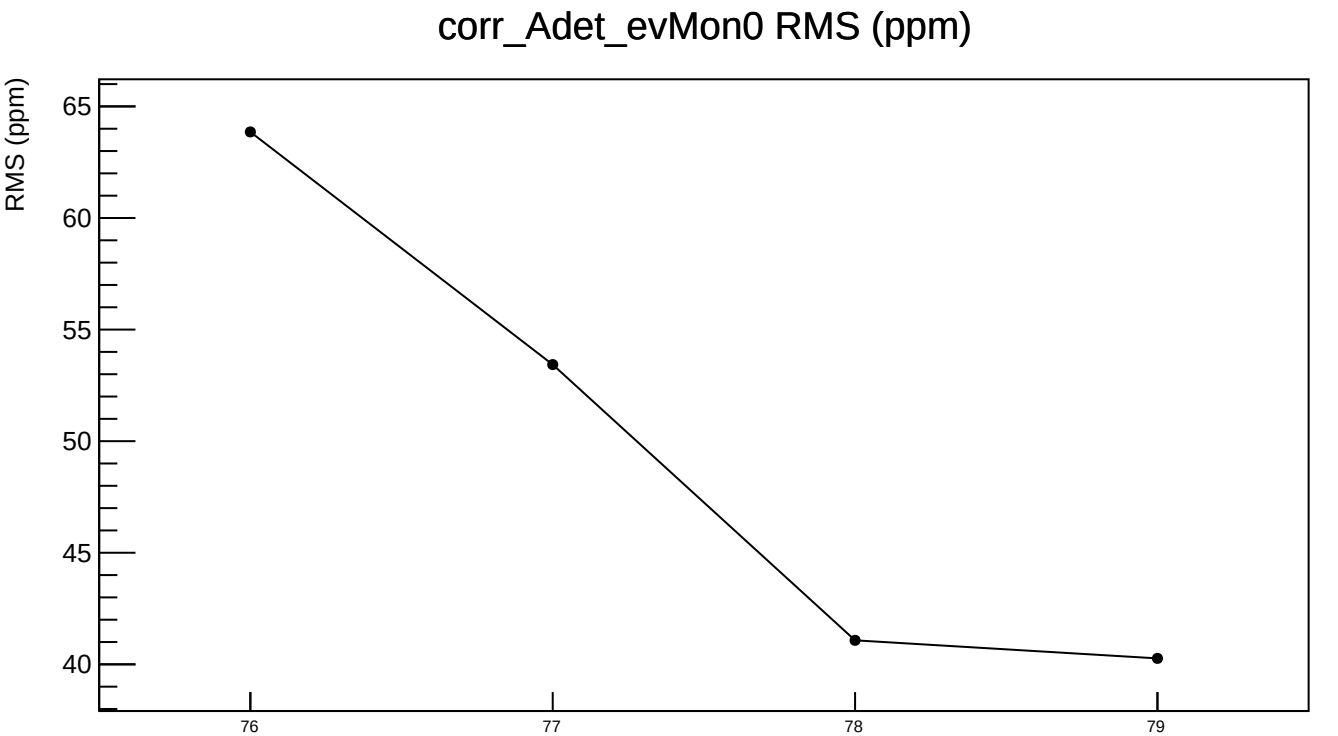
corr_Adet_evMon0 RMS (ppm)
RMS (ppm)
65
60
55
50
45
40
76
77
78
79

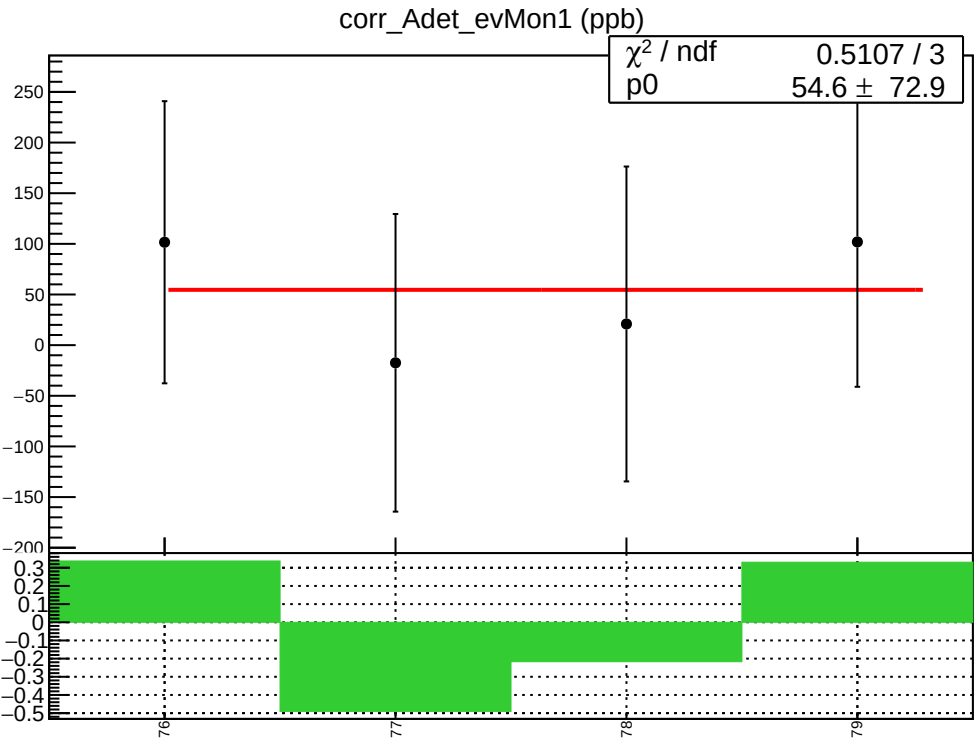
corr_Adet_evMon1 (ppb)
χ² / ndf 0.5107 / 3
p0 54.6 ± 72.9
250
200
150
100
50
0
−50
−100
−150
−200
0.3
0.2
0.1
0
−0.1
−0.2
−0.3
−0.4
−0.5
76
77
78
79

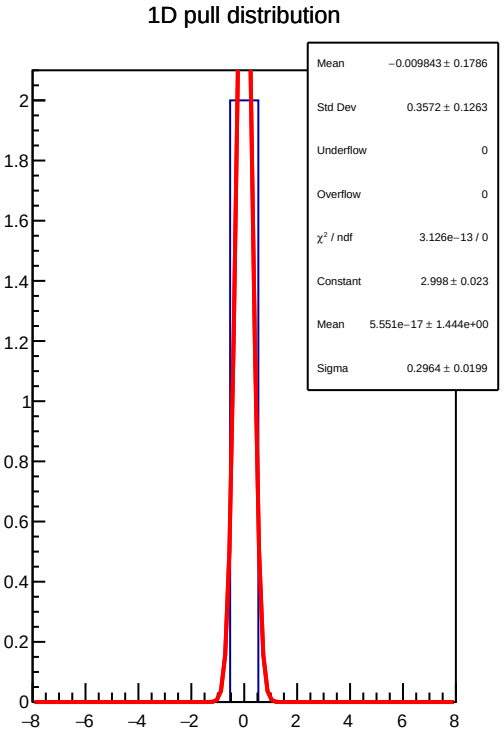
1D pull distribution
Mean −0.009843 ± 0.1786
Std Dev 0.3572 ± 0.1263
Underflow 0
Overflow 0
χ² / ndf 3.126e−13 / 0
Constant 2.998 ± 0.023
Mean 5.551e−17 ± 1.444e+00
Sigma 0.2964 ± 0.0199
2
1.8
1.6
1.4
1.2
1
0.8
0.6
0.4
0.2
0
−8
−6
−4
−2
0
2
4
6
8

corr_Adet_evMon1 RMS (ppm)

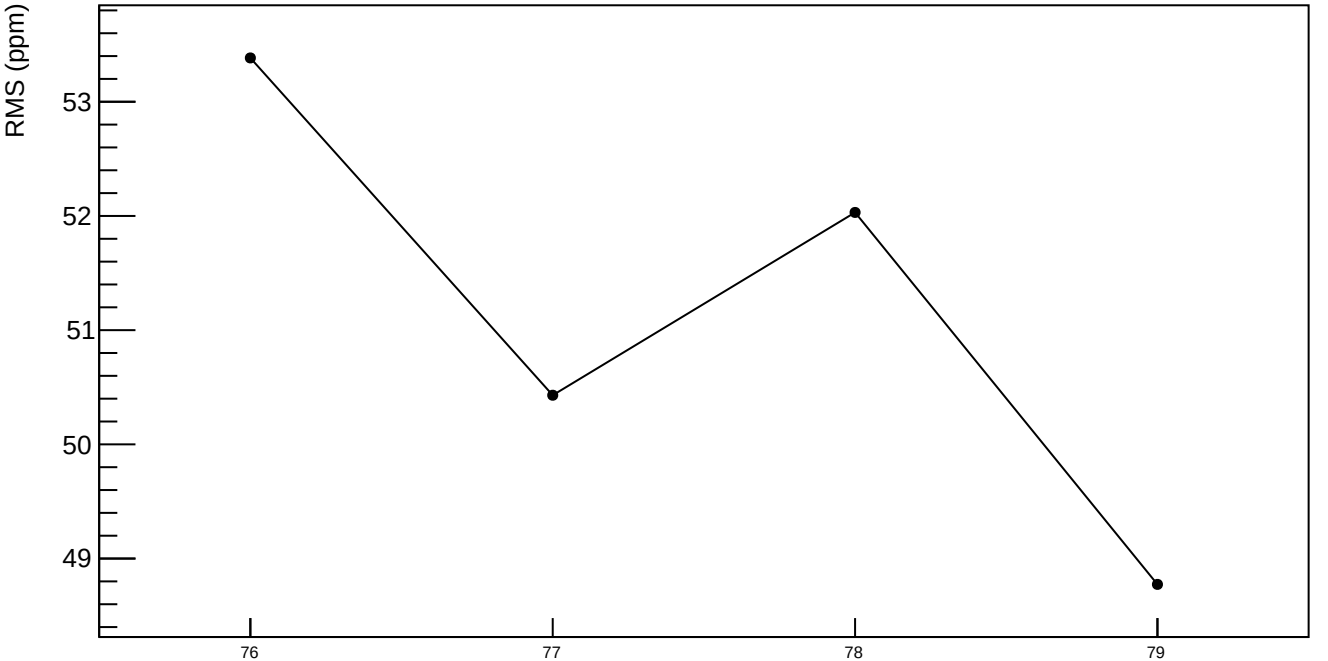

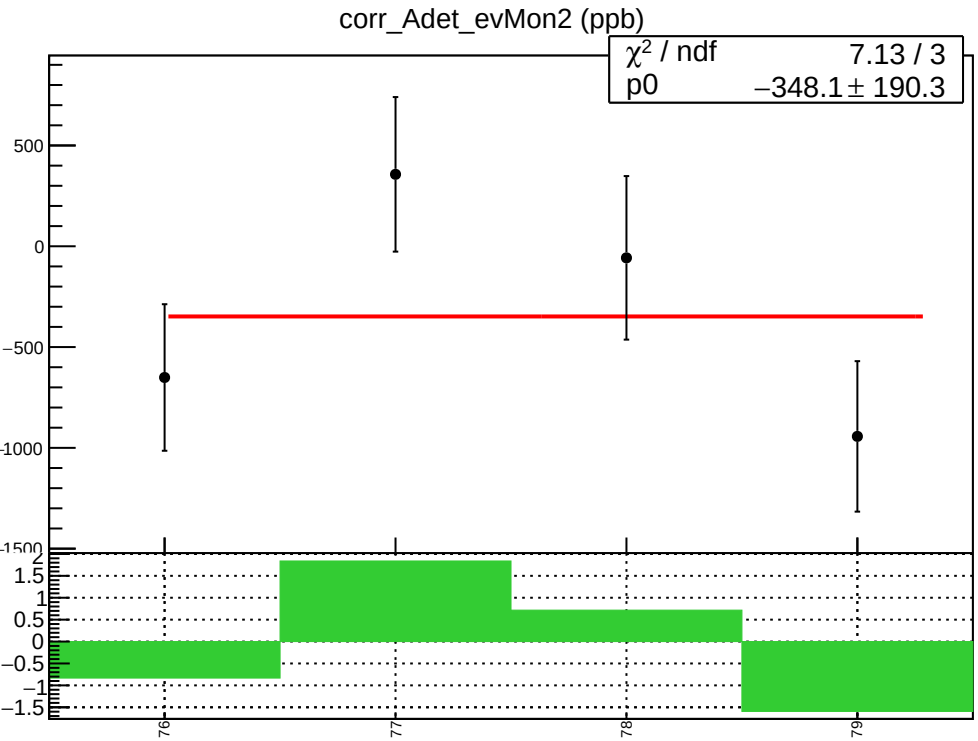
corr_Adet_evMon2 (ppb)
χ² / ndf 7.13 / 3
p0 −348.1 ± 190.3
500
0
−500
−1000
−1500
2
1.5
1
0.5
0
−0.5
−1
−1.5
76
77
78
79

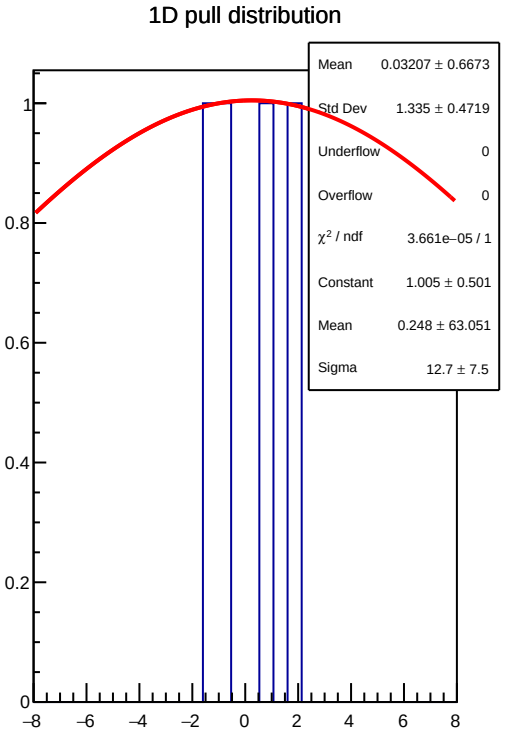
1D pull distribution
Mean 0.03207 ± 0.6673
Std Dev 1.335 ± 0.4719
Underflow 0
Overflow 0
χ² / ndf 3.661e−05 / 1
Constant 1.005 ± 0.501
Mean 0.248 ± 63.051
Sigma 12.7 ± 7.5
1
0.8
0.6
0.4
0.2
0
−8
−6
−4
−2
0
2
4
6
8

corr_Adet_evMon2 RMS (ppm)

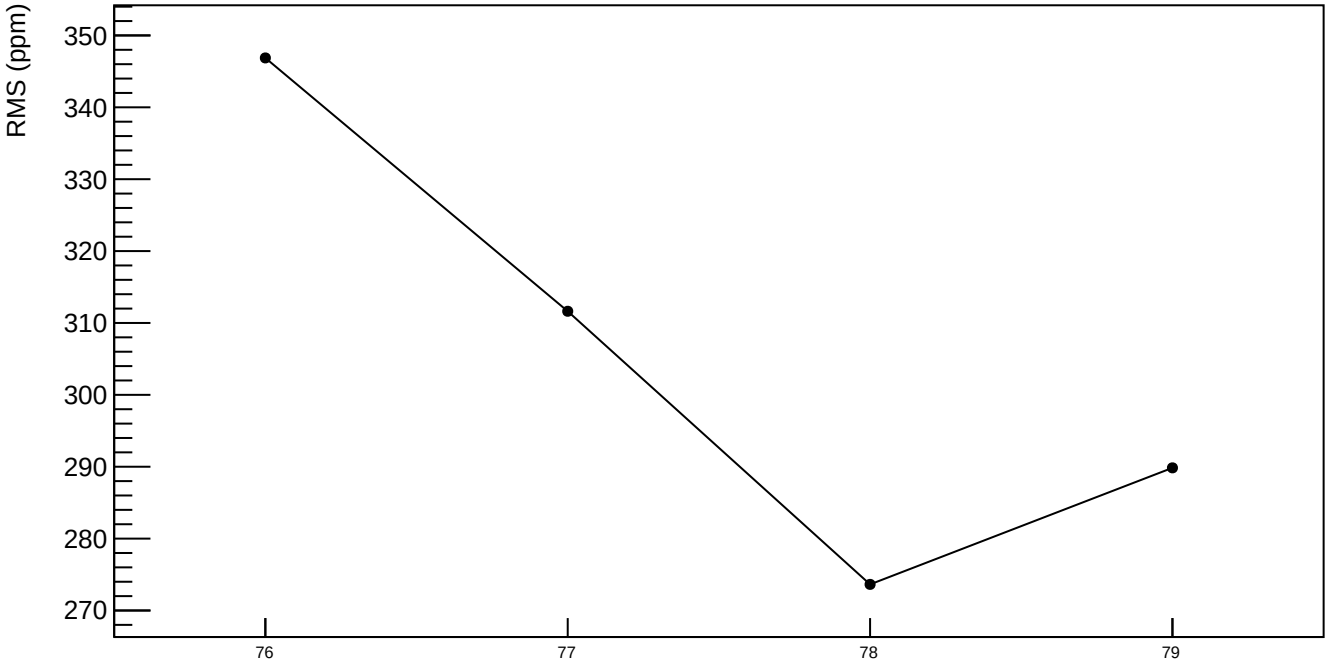

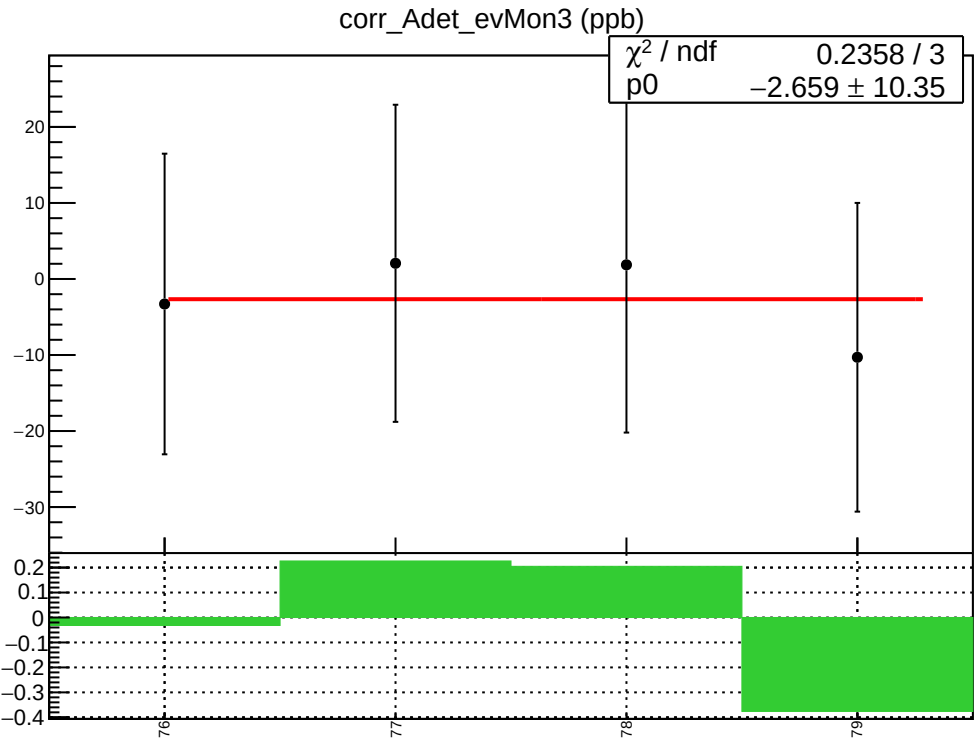
corr_Adet_evMon3 (ppb)
χ^2 / ndf 0.2358 / 3
p0 −2.659 ± 10.35
20
10
0
−10
−20
−30
0.2
0.1
0
−0.1
−0.2
−0.3
−0.4
76
77
78
79

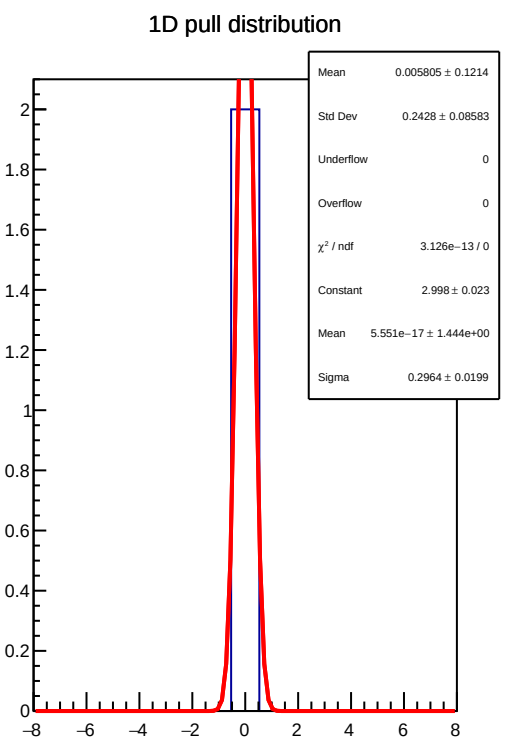
1D pull distribution
Mean 0.005805 ± 0.1214
Std Dev 0.2428 ± 0.08583
Underflow 0
Overflow 0
χ^2 / ndf 3.126e−13 / 0
Constant 2.998 ± 0.023
Mean 5.551e−17 ± 1.444e+00
Sigma 0.2964 ± 0.0199
2
1.8
1.6
1.4
1.2
1
0.8
0.6
0.4
0.2
0
−8
−6
−4
−2
0
2
4
6
8

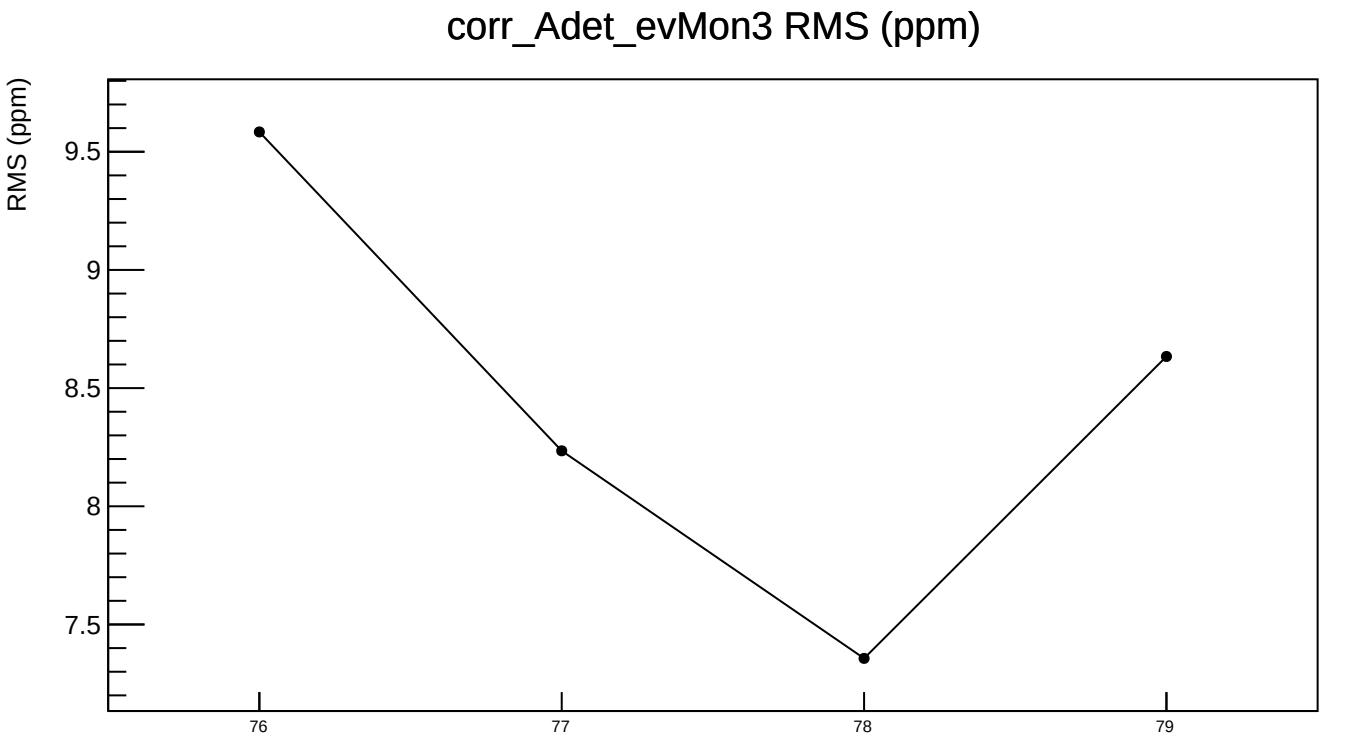
corr_Adet_evMon3 RMS (ppm)
RMS (ppm)
9.5
9
8.5
8
7.5
76
77
78
79

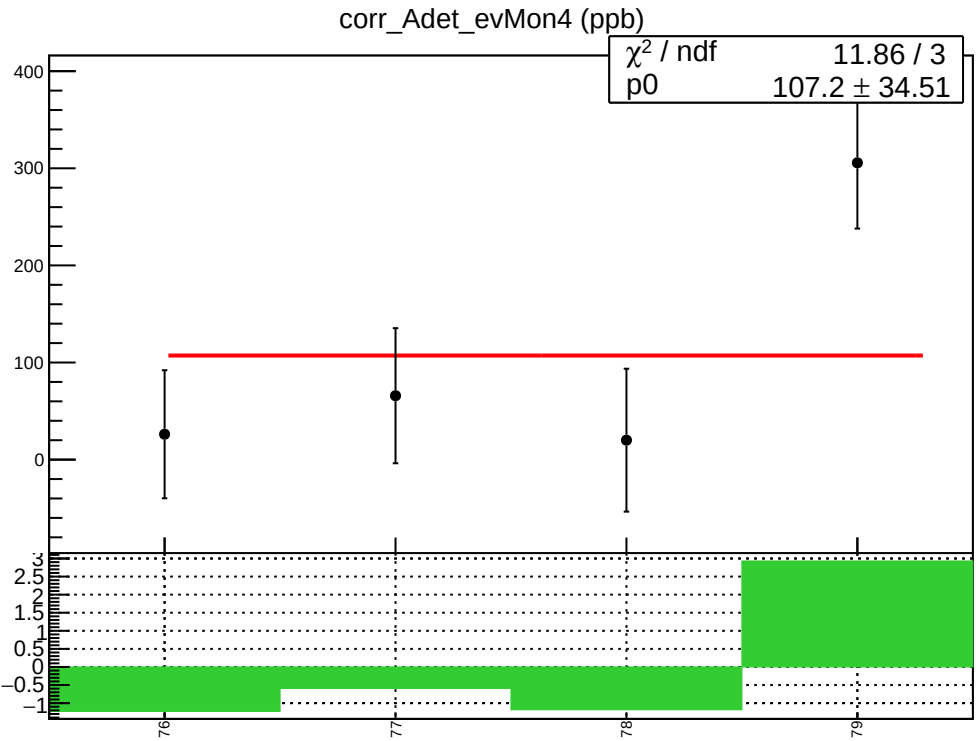
corr_Adet_evMon4 (ppb)
χ² / ndf 11.86 / 3
p0 107.2 ± 34.51
400
300
200
100
0
3
2.5
2
1.5
1
0.5
0
−0.5
−1
76
77
78
79

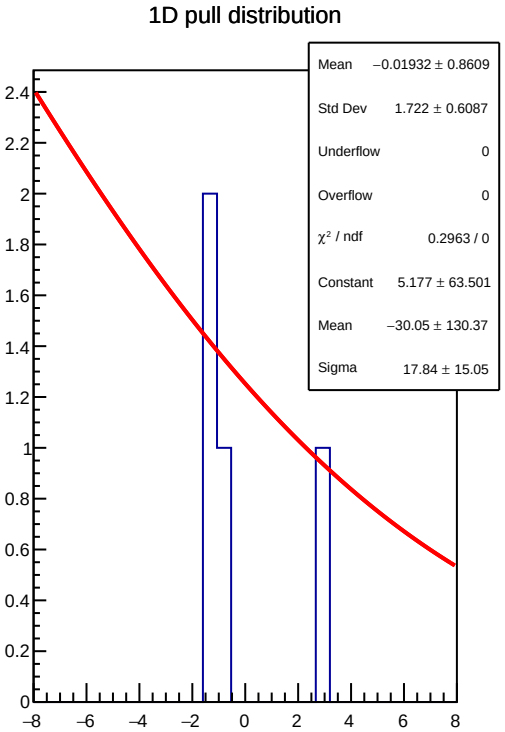
1D pull distribution
Mean −0.01932 ± 0.8609
Std Dev 1.722 ± 0.6087
Underflow 0
Overflow 0
χ² / ndf 0.2963 / 0
Constant 5.177 ± 63.501
Mean −30.05 ± 130.37
Sigma 17.84 ± 15.05
2.4
2.2
2
1.8
1.6
1.4
1.2
1
0.8
0.6
0.4
0.2
0
−8
−6
−4
−2
0
2
4
6
8

corr_Adet_evMon4 RMS (ppm)

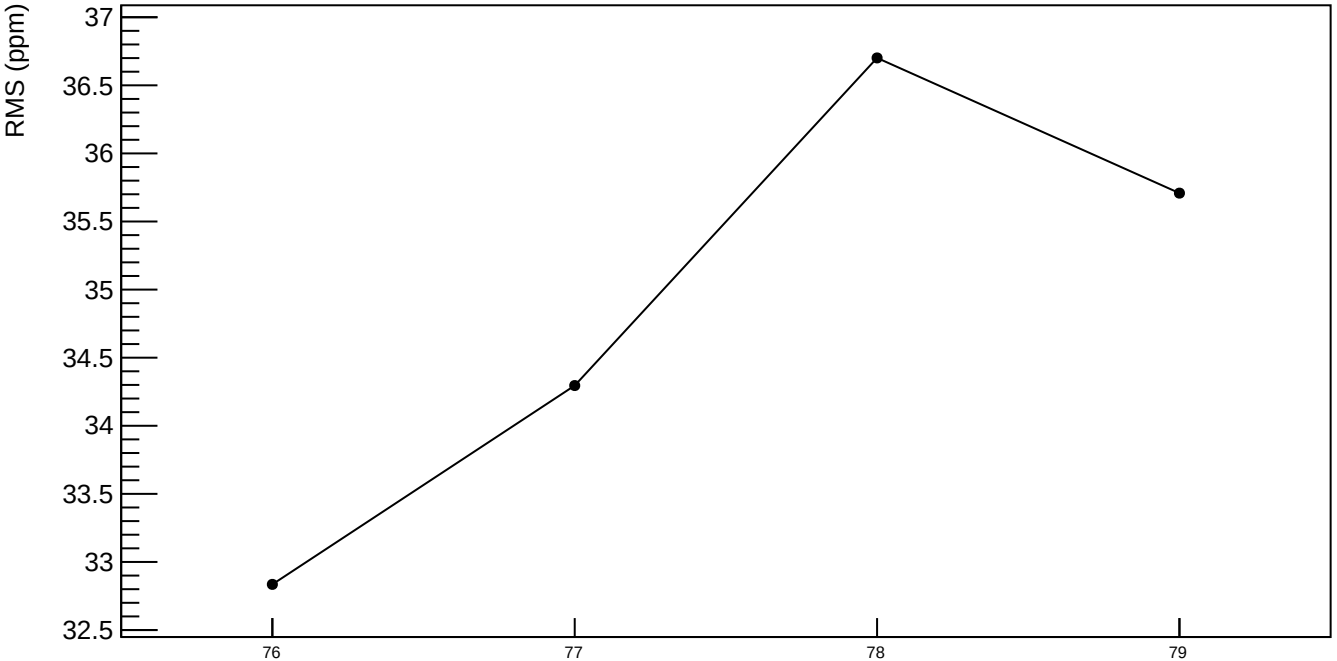

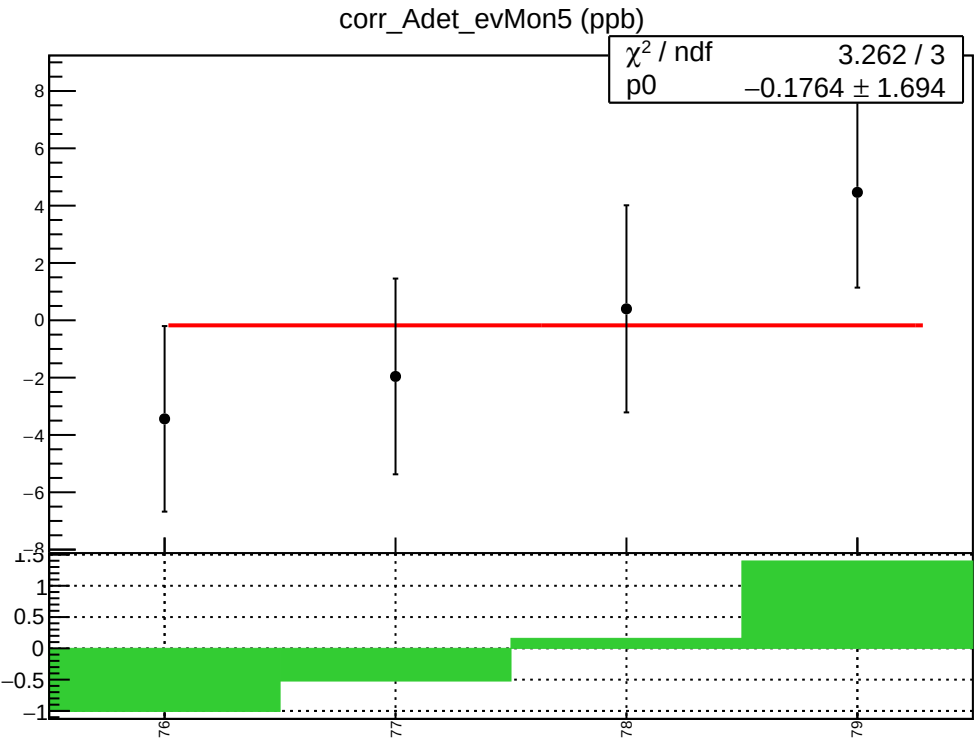
corr_Adet_evMon5 (ppb)
χ² / ndf 3.262 / 3
p0 −0.1764 ± 1.694
8
6
4
2
0
−2
−4
−6
−8
1.5
1
0.5
0
−0.5
−1
76
77
78
79

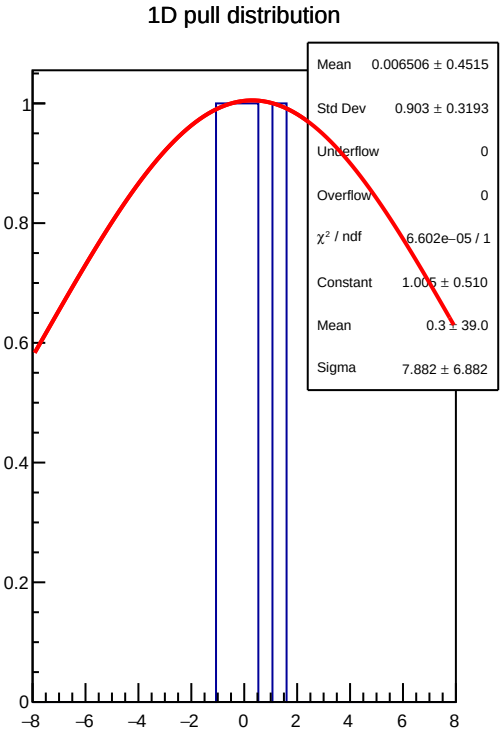
1D pull distribution
Mean 0.006506 ± 0.4515
Std Dev 0.903 ± 0.3193
Underflow 0
Overflow 0
χ² / ndf 6.602e−05 / 1
Constant 1.005 ± 0.510
Mean 0.3 ± 39.0
Sigma 7.882 ± 6.882
1
0.8
0.6
0.4
0.2
0
−8
−6
−4
−2
0
2
4
6
8

corr_Adet_evMon5 RMS (ppm)

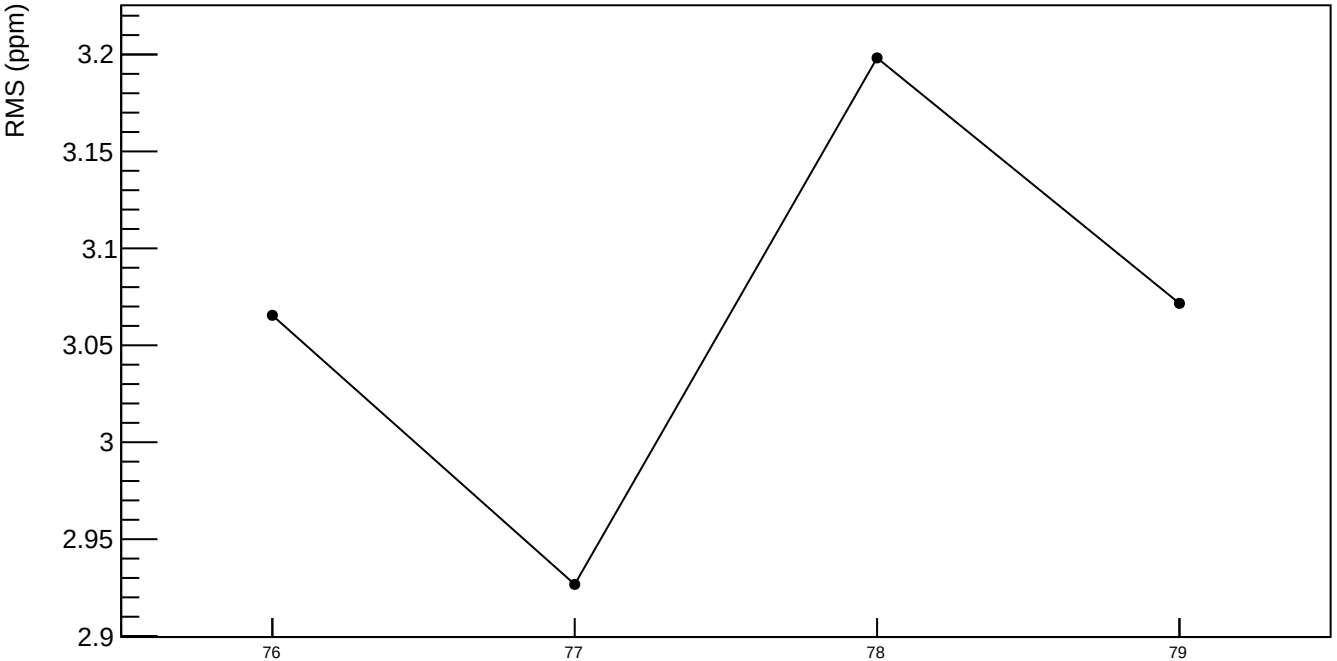

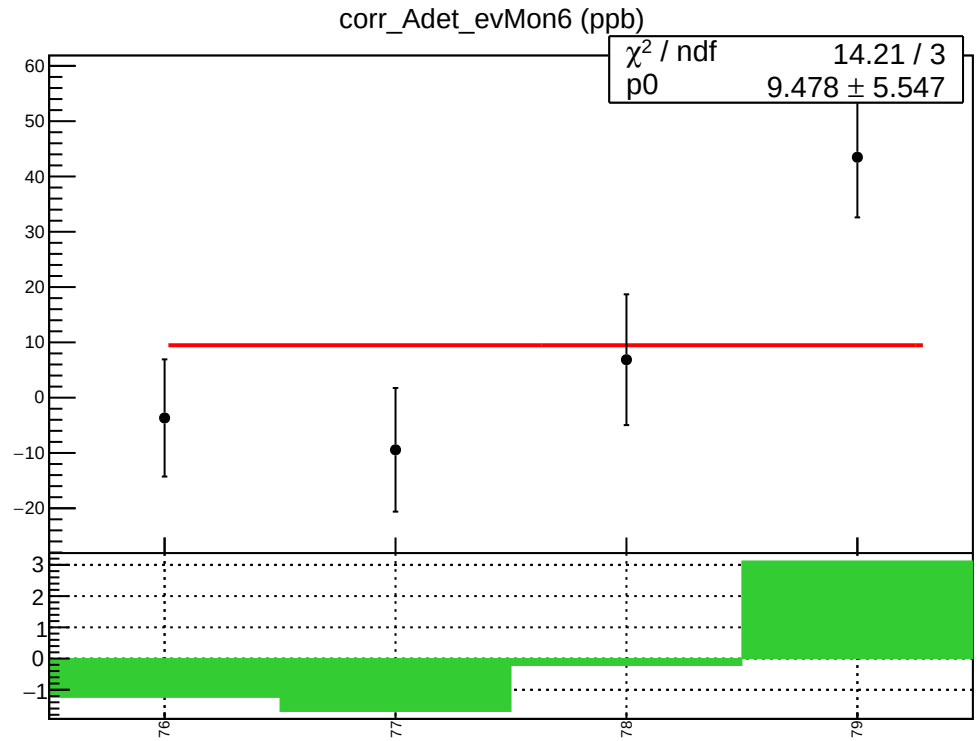
corr_Adet_evMon6 (ppb)
χ² / ndf 14.21 / 3
p0 9.478 ± 5.547
60
50
40
30
20
10
0
−10
−20
3
2
1
0
−1
76
77
78
79

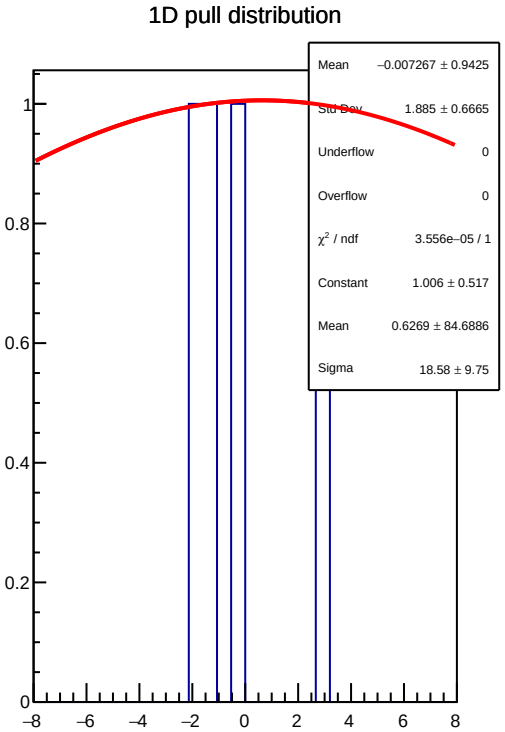
1D pull distribution
Mean −0.007267 ± 0.9425
Std Dev 1.885 ± 0.6665
Underflow 0
Overflow 0
χ² / ndf 3.556e−05 / 1
Constant 1.006 ± 0.517
Mean 0.6269 ± 84.6886
Sigma 18.58 ± 9.75
1
0.8
0.6
0.4
0.2
0
−8
−6
−4
−2
0
2
4
6
8

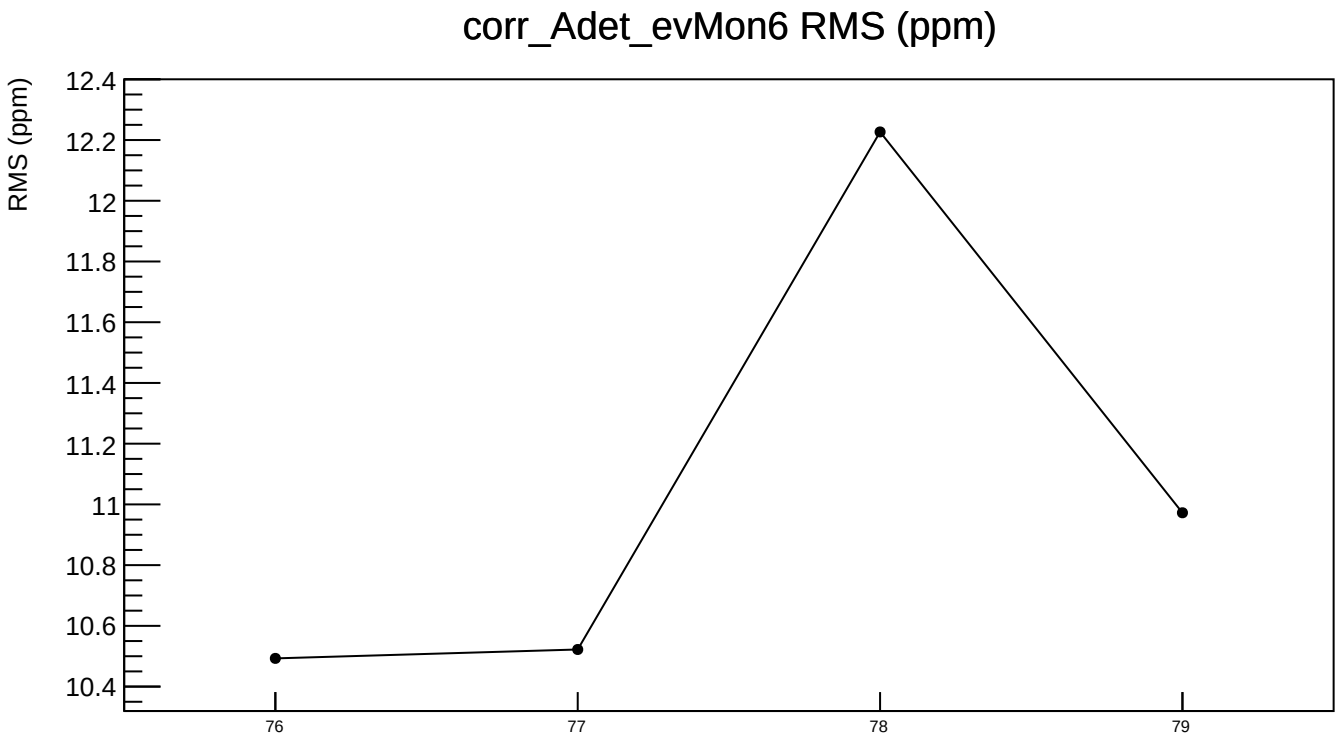
corr_Adet_evMon6 RMS (ppm)
RMS (ppm)
12.4
12.2
12
11.8
11.6
11.4
11.2
11
10.8
10.6
10.4
76
77
78
79

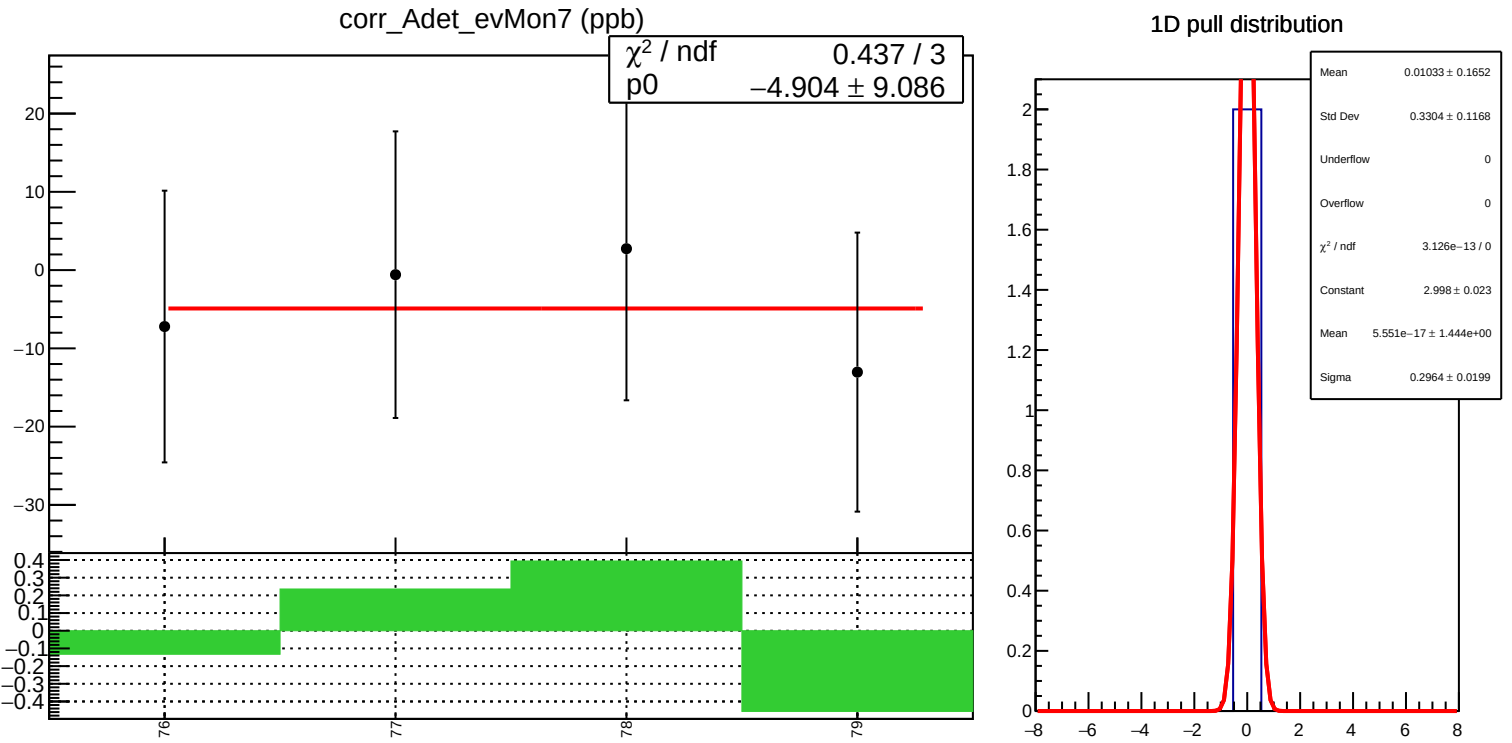
corr_Adet_evMon7 (ppb)
χ² / ndf 0.437 / 3
p0 −4.904 ± 9.086
1D pull distribution
Mean 0.01033 ± 0.1652
Std Dev 0.3304 ± 0.1168
Underflow 0
Overflow 0
χ² / ndf 3.126e−13 / 0
Constant 2.998 ± 0.023
Mean 5.551e−17 ± 1.444e+00
Sigma 0.2964 ± 0.0199

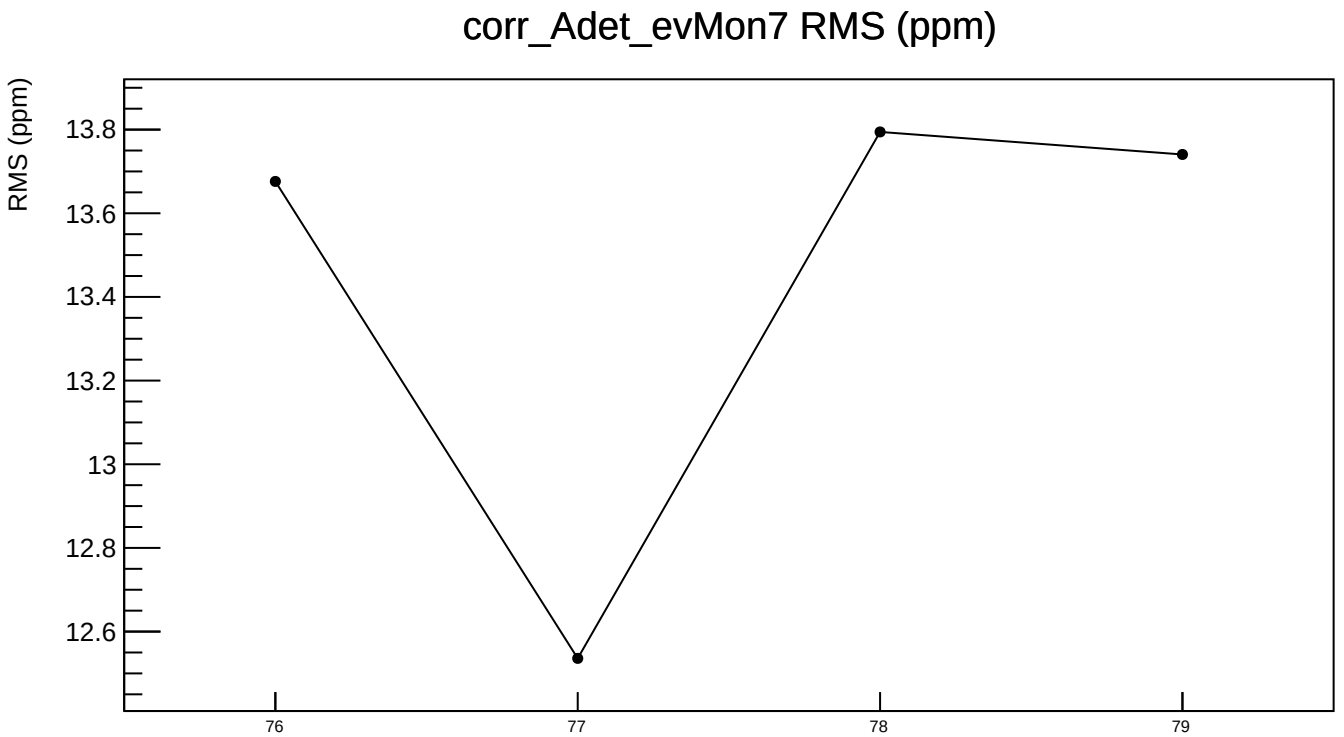
corr_Adet_evMon7 RMS (ppm)
RMS (ppm)
13.8
13.6
13.4
13.2
13
12.8
12.6
76
77
78
79

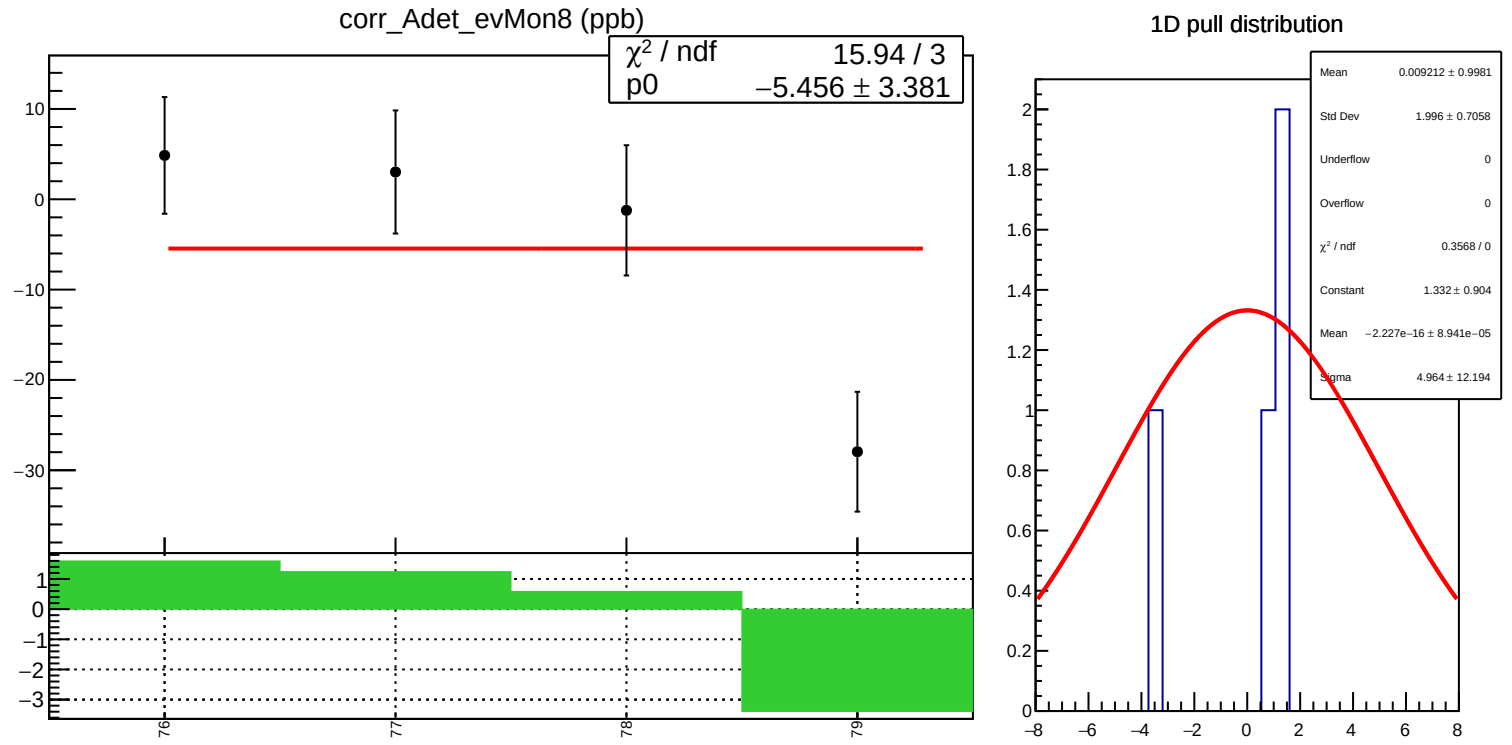
corr_Adet_evMon8 (ppb)
χ² / ndf 15.94 / 3
p0 −5.456 ± 3.381
1D pull distribution
Mean 0.009212 ± 0.9981
Std Dev 1.996 ± 0.7058
Underflow 0
Overflow 0
χ² / ndf 0.3568 / 0
Constant 1.332 ± 0.904
Mean −2.227e−16 ± 8.941e−05
Sigma 4.964 ± 12.194

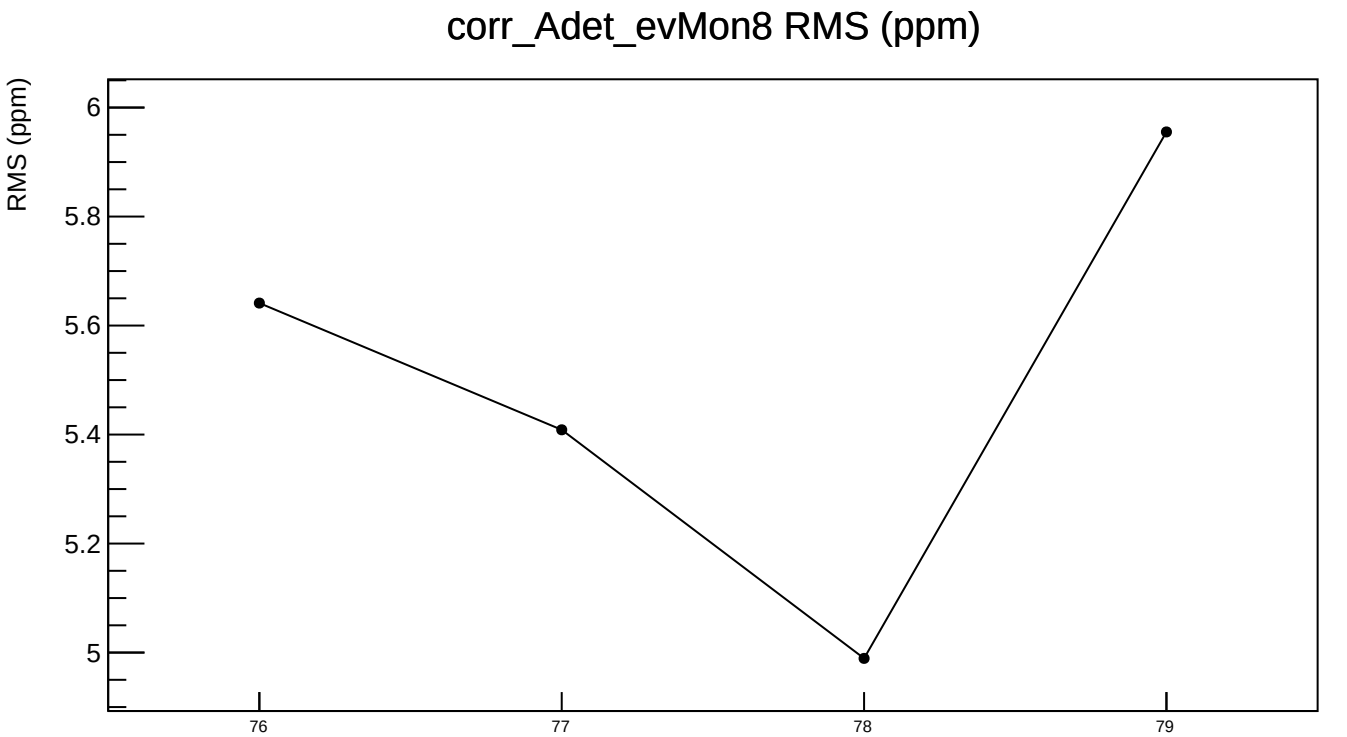
corr_Adet_evMon8 RMS (ppm)
RMS (ppm)
6
5.8
5.6
5.4
5.2
5
76
77
78
79

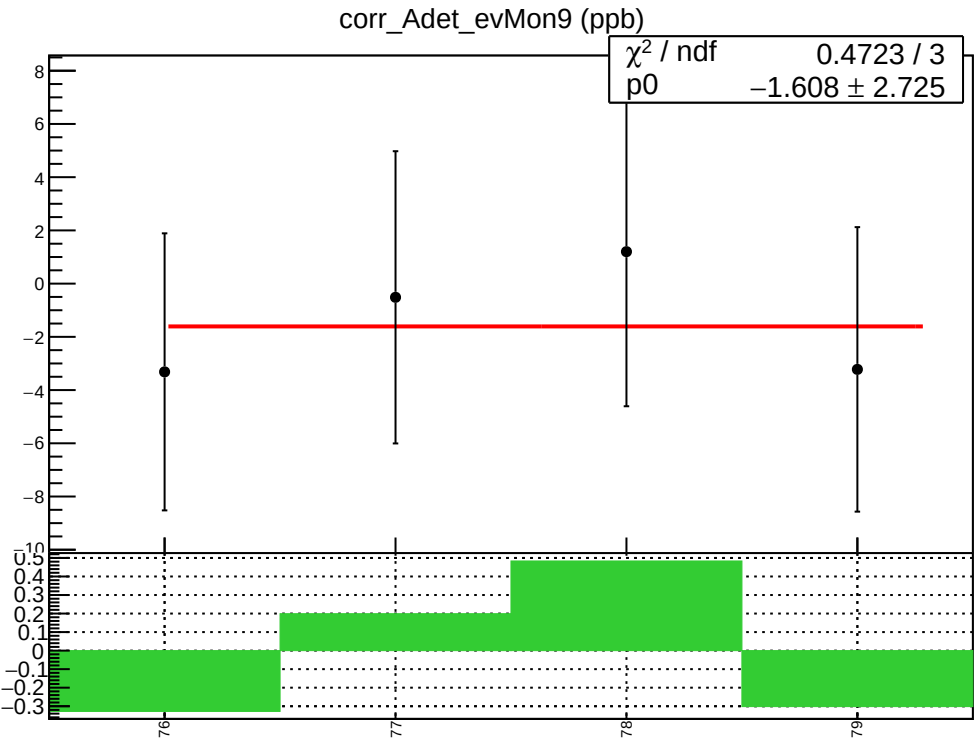
corr_Adet_evMon9 (ppb)
χ² / ndf 0.4723 / 3
p0 −1.608 ± 2.725
8
6
4
2
0
−2
−4
−6
−8
−10
0.5
0.4
0.3
0.2
0.1
0
−0.1
−0.2
−0.3
76
77
78
79

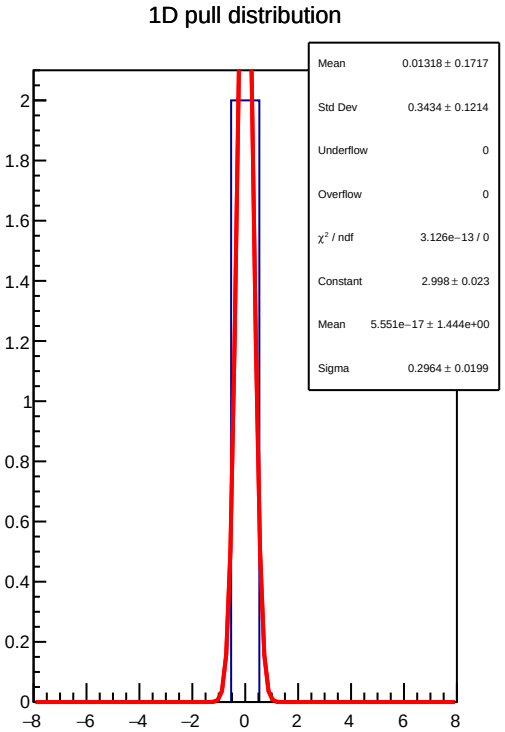
1D pull distribution
Mean 0.01318 ± 0.1717
Std Dev 0.3434 ± 0.1214
Underflow 0
Overflow 0
χ² / ndf 3.126e−13 / 0
Constant 2.998 ± 0.023
Mean 5.551e−17 ± 1.444e+00
Sigma 0.2964 ± 0.0199
2
1.8
1.6
1.4
1.2
1
0.8
0.6
0.4
0.2
0
−8
−6
−4
−2
0
2
4
6
8

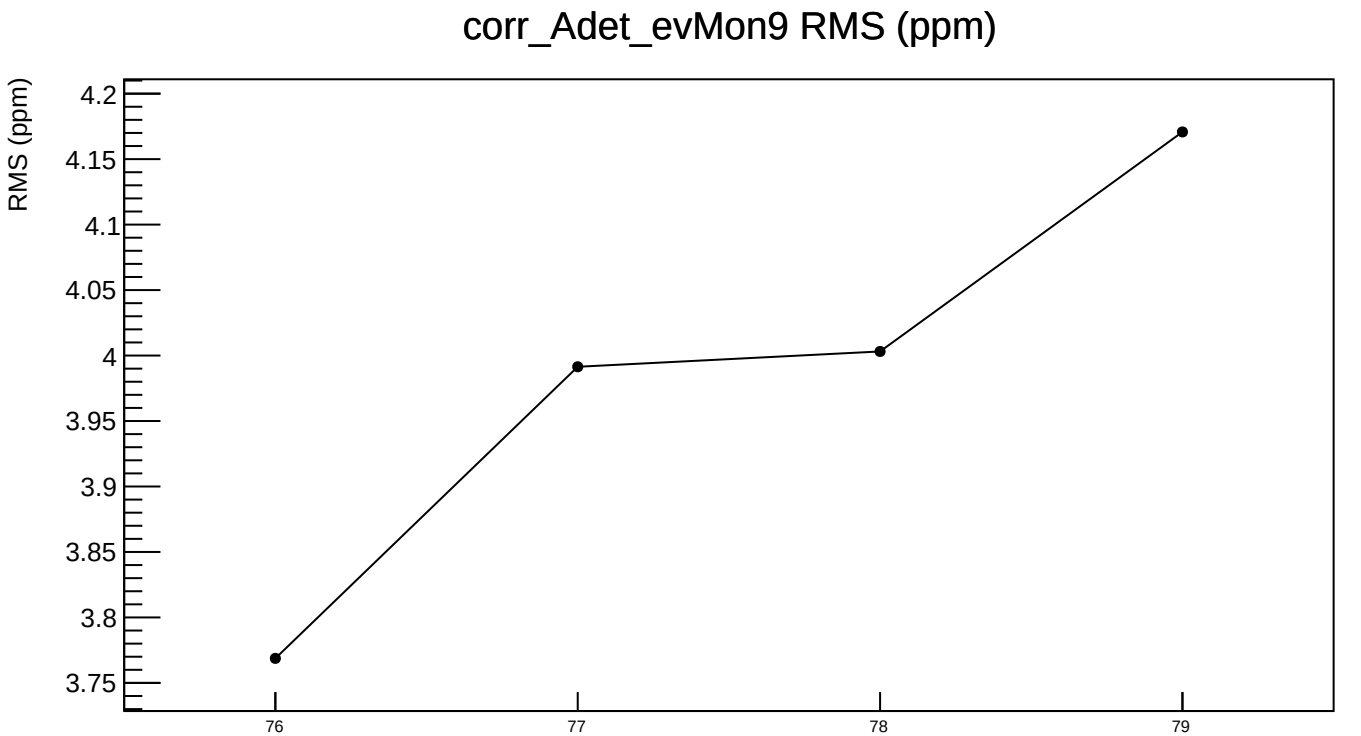
corr_Adet_evMon9 RMS (ppm)
RMS (ppm)
4.2
4.15
4.1
4.05
4
3.95
3.9
3.85
3.8
3.75
76
77
78
79

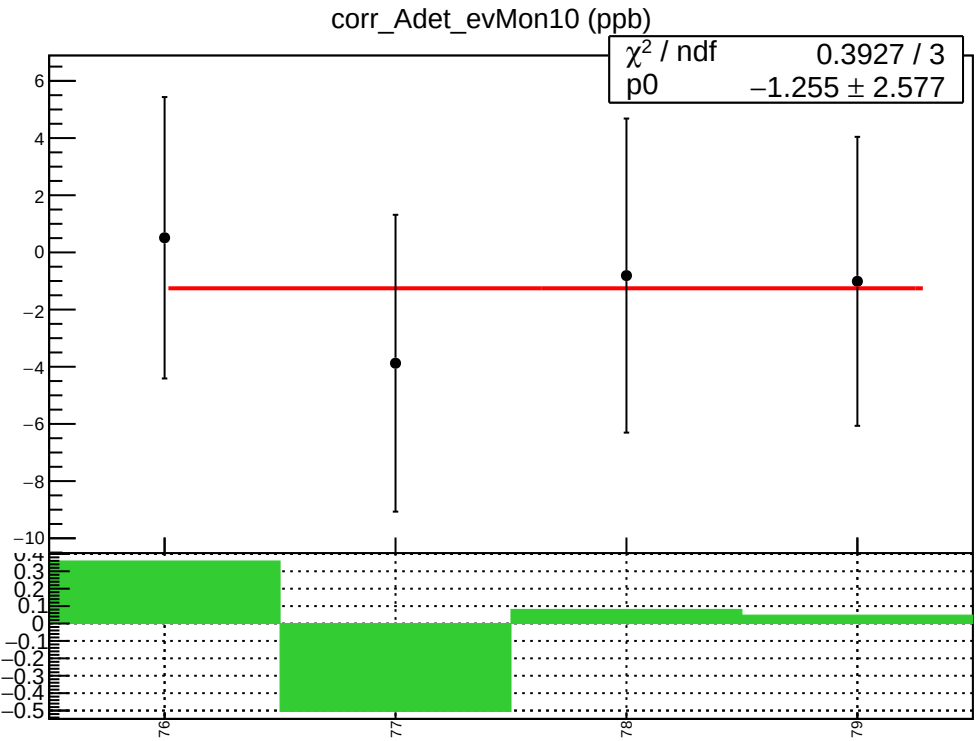
corr_Adet_evMon10 (ppb)
χ² / ndf 0.3927 / 3
p0 −1.255 ± 2.577
76
77
78
79

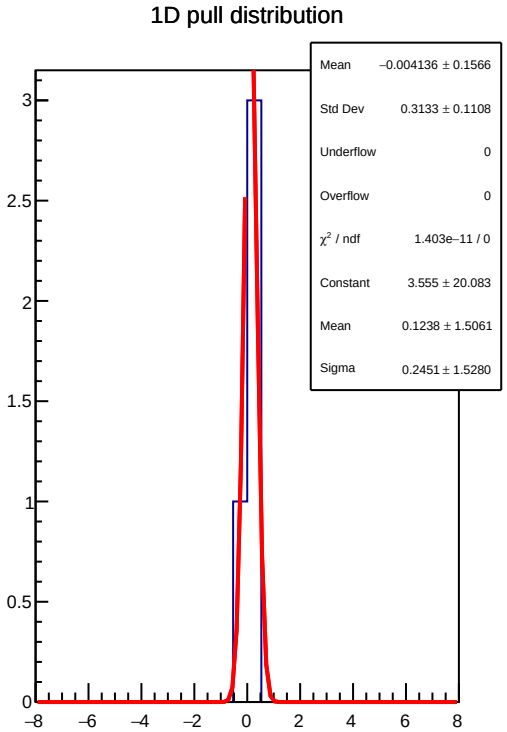
1D pull distribution
Mean −0.004136 ± 0.1566
Std Dev 0.3133 ± 0.1108
Underflow 0
Overflow 0
χ² / ndf 1.403e−11 / 0
Constant 3.555 ± 20.083
Mean 0.1238 ± 1.5061
Sigma 0.2451 ± 1.5280

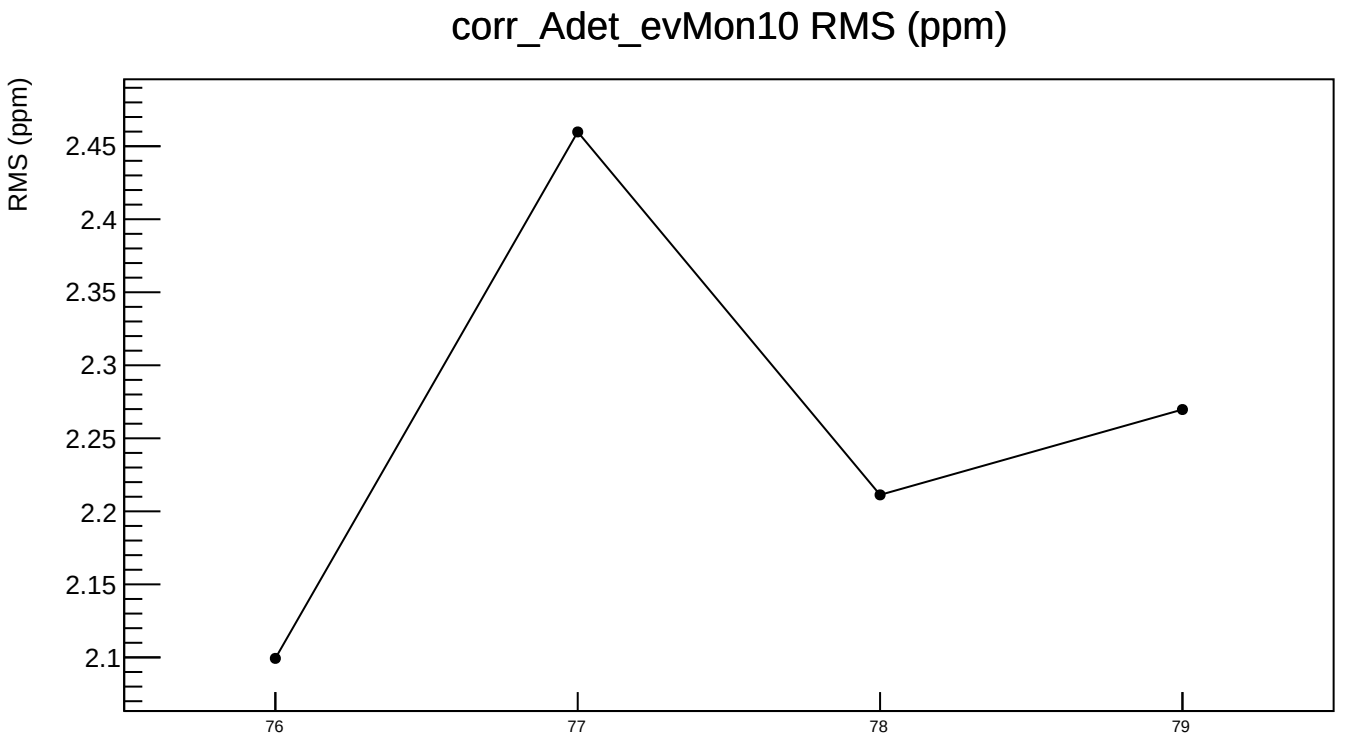
corr_Adet_evMon10 RMS (ppm)
RMS (ppm)
2.45
2.4
2.35
2.3
2.25
2.2
2.15
2.1
76
77
78
79

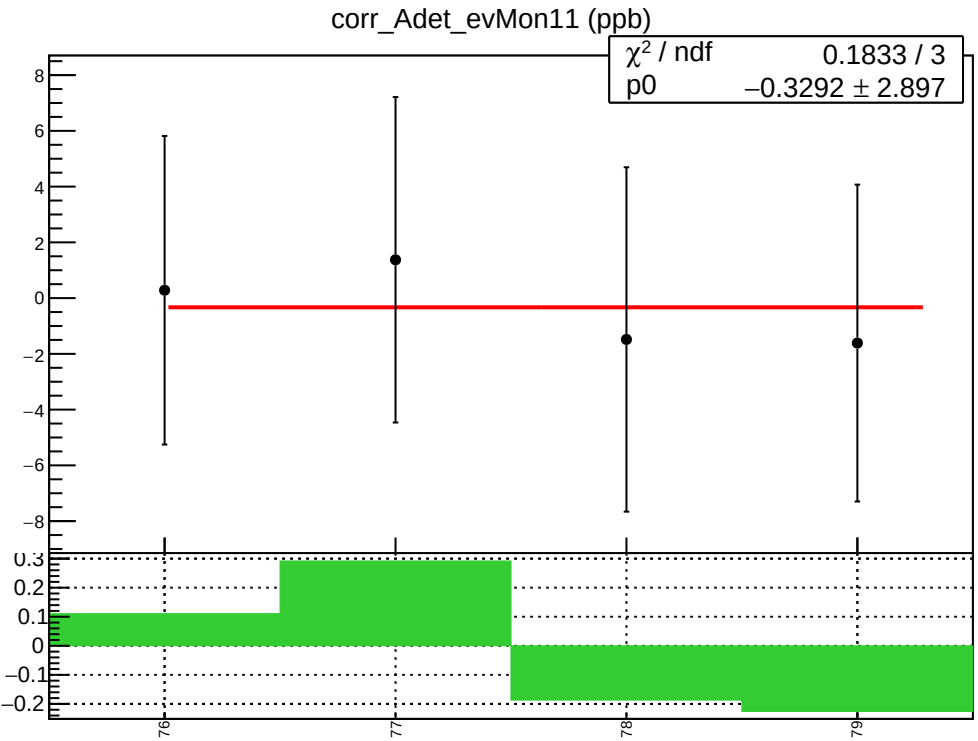
corr_Adet_evMon11 (ppb)
χ² / ndf 0.1833 / 3
p0 −0.3292 ± 2.897
8
6
4
2
0
−2
−4
−6
−8
0.3
0.2
0.1
0
−0.1
−0.2
76
77
78
79

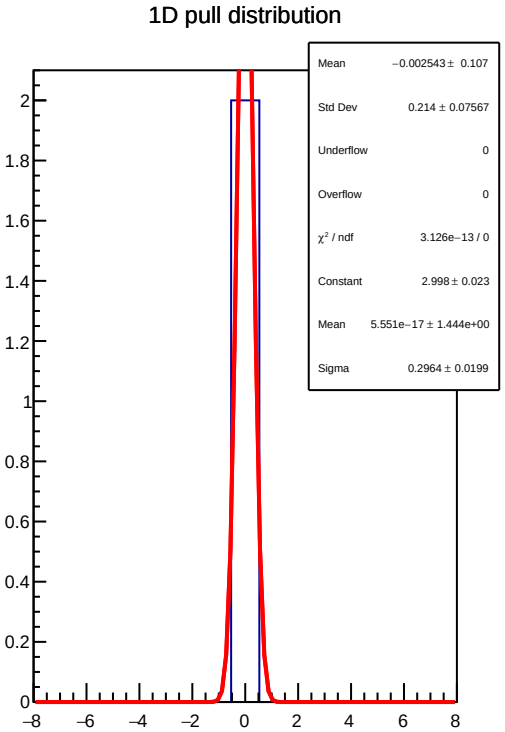
1D pull distribution
Mean −0.002543 ± 0.107
Std Dev 0.214 ± 0.07567
Underflow 0
Overflow 0
χ² / ndf 3.126e−13 / 0
Constant 2.998 ± 0.023
Mean 5.551e−17 ± 1.444e+00
Sigma 0.2964 ± 0.0199
2
1.8
1.6
1.4
1.2
1
0.8
0.6
0.4
0.2
0
−8
−6
−4
−2
0
2
4
6
8

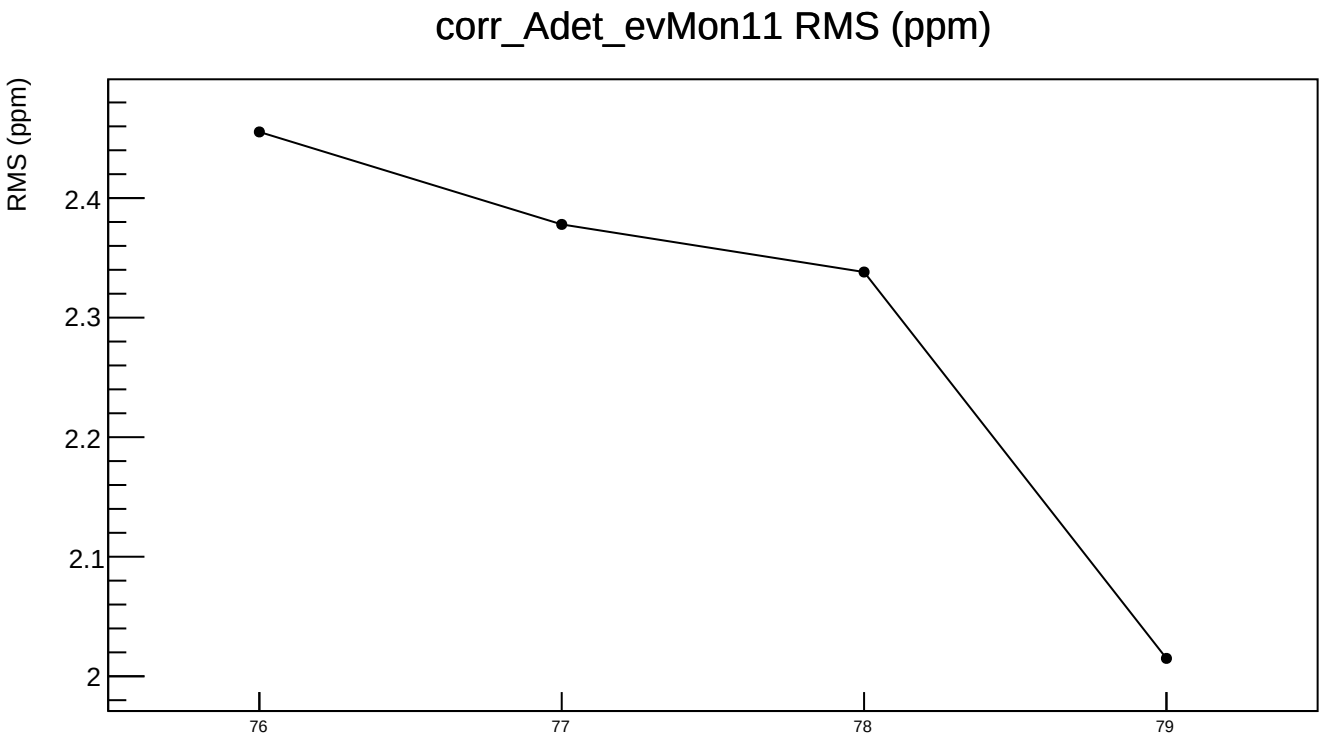
corr_Adet_evMon11 RMS (ppm)
RMS (ppm)
2.4
2.3
2.2
2.1
2
76
77
78
79

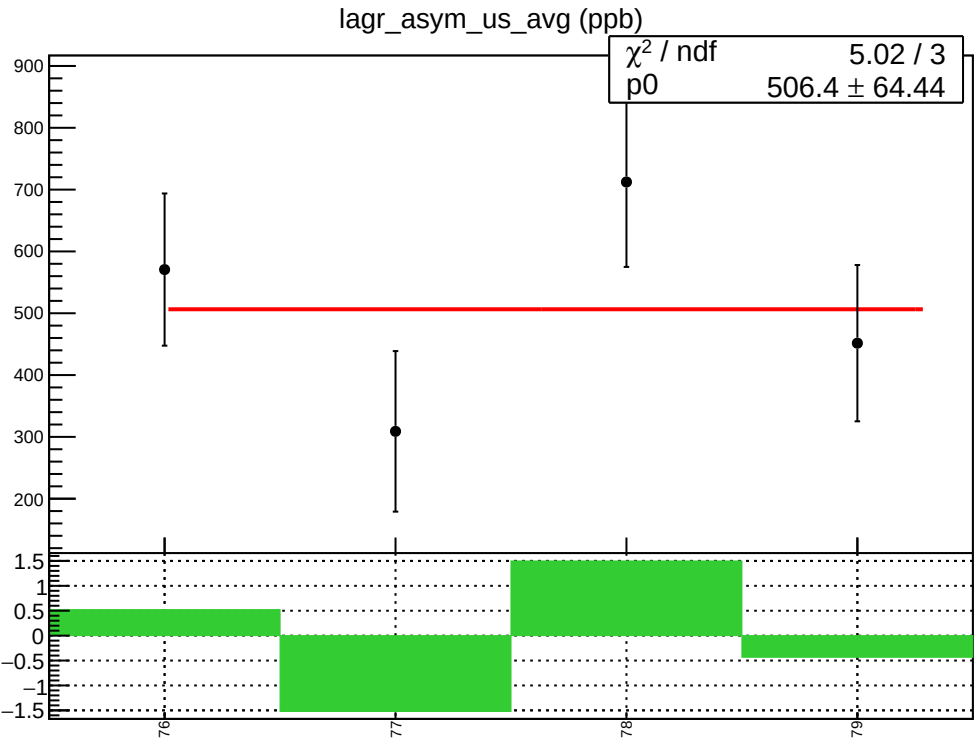
lagr_asym_us_avg (ppb)
χ² / ndf 5.02 / 3
p0 506.4 ± 64.44
900
800
700
600
500
400
300
200
1.5
1
0.5
0
−0.5
−1
−1.5
76
77
78
79

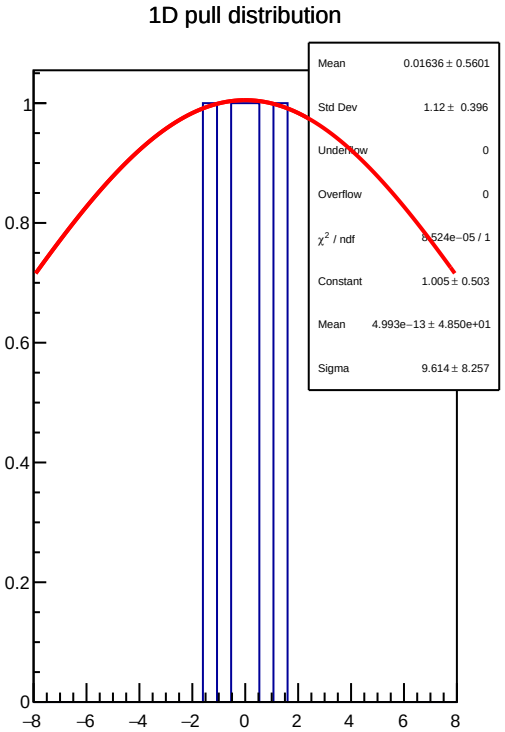
1D pull distribution
Mean 0.01636 ± 0.5601
Std Dev 1.12 ± 0.396
Underflow 0
Overflow 0
χ² / ndf 6.524e−05 / 1
Constant 1.005 ± 0.503
Mean 4.993e−13 ± 4.850e+01
Sigma 9.614 ± 8.257
1
0.8
0.6
0.4
0.2
0
−8
−6
−4
−2
0
2
4
6
8

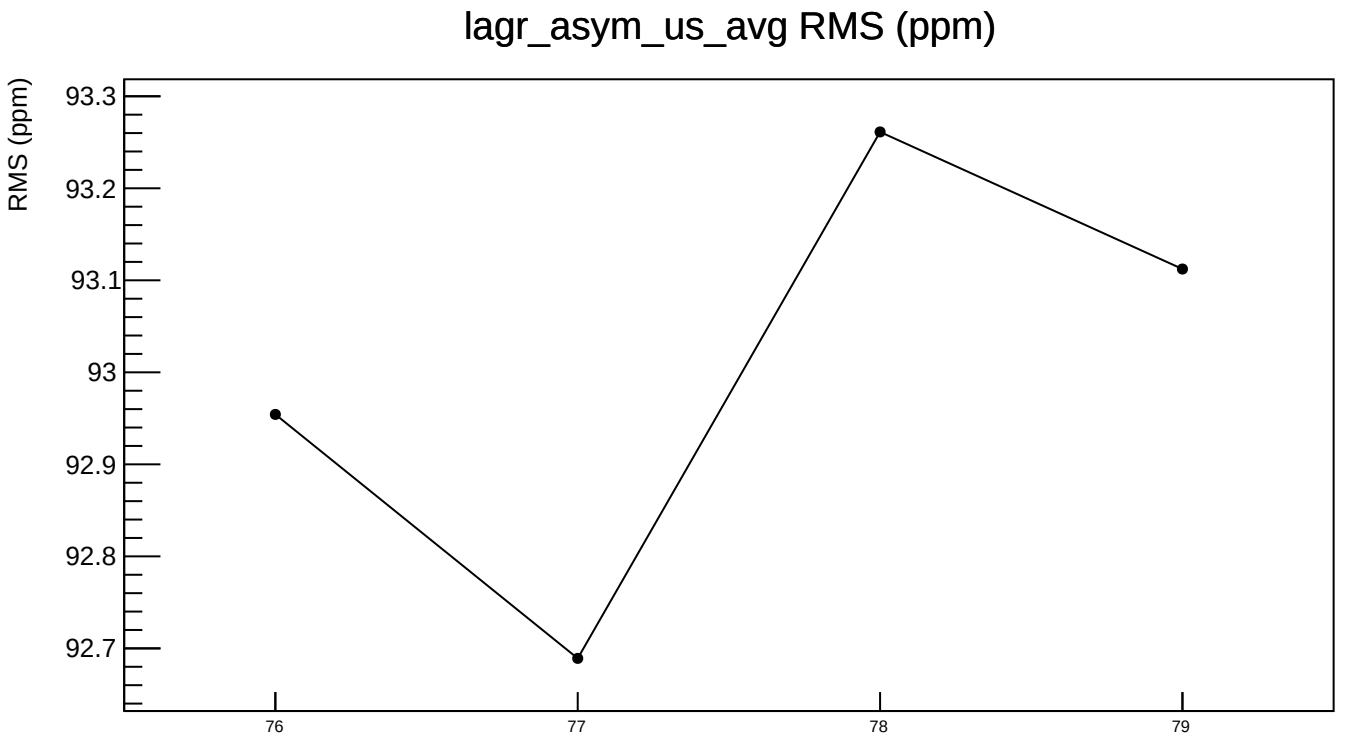
lagr_asym_us_avg RMS (ppm)
RMS (ppm)
93.3
93.2
93.1
93
92.9
92.8
92.7
76
77
78
79

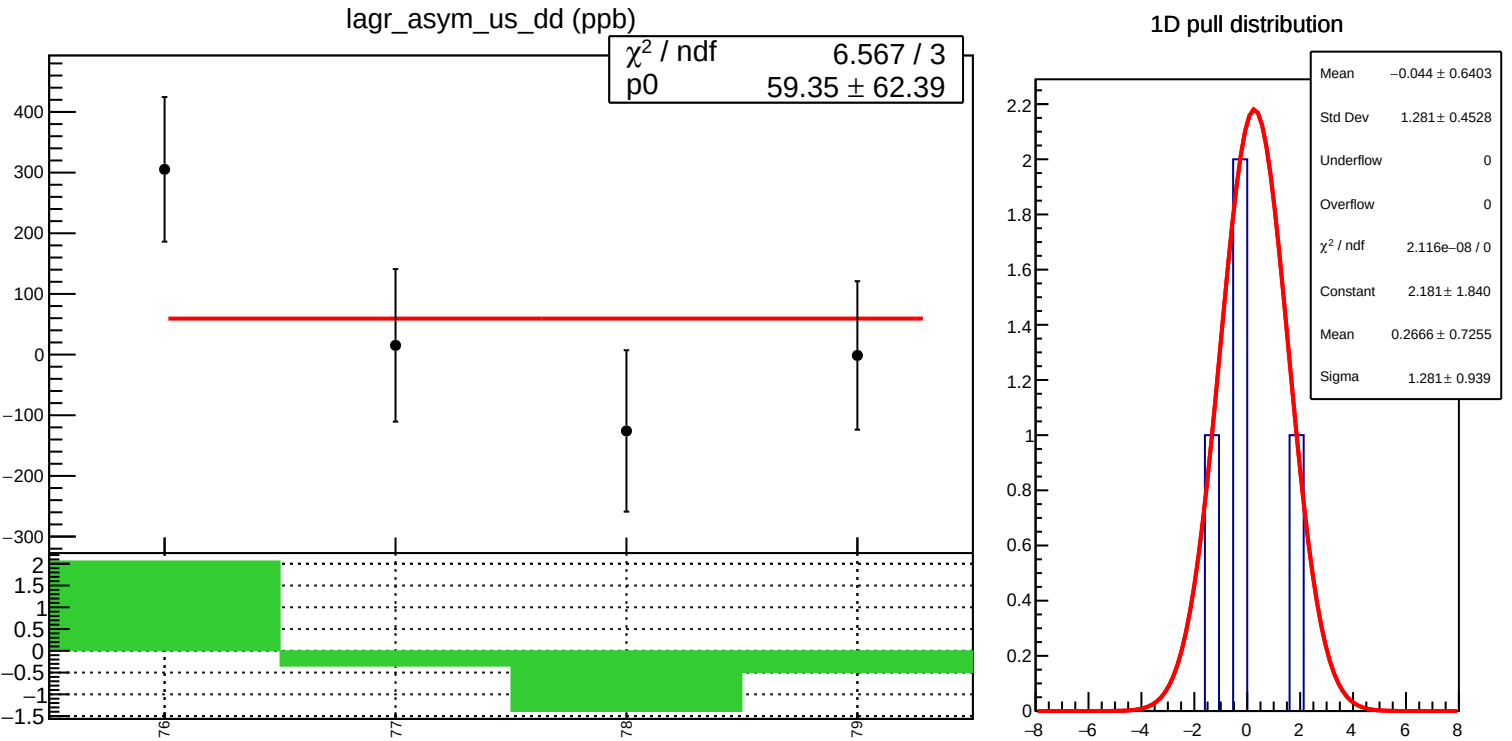
lagr_asym_us_dd (ppb)
χ² / ndf 6.567 / 3
p0 59.35 ± 62.39
400
300
200
100
0
−100
−200
−300
2
1.5
1
0.5
0
−0.5
−1
−1.5
76
77
78
79
1D pull distribution
Mean −0.044 ± 0.6403
Std Dev 1.281 ± 0.4528
Underflow 0
Overflow 0
χ² / ndf 2.116e−08 / 0
Constant 2.181 ± 1.840
Mean 0.2666 ± 0.7255
Sigma 1.281 ± 0.939
2.2
2
1.8
1.6
1.4
1.2
1
0.8
0.6
0.4
0.2
0
−8
−6
−4
−2
0
2
4
6
8

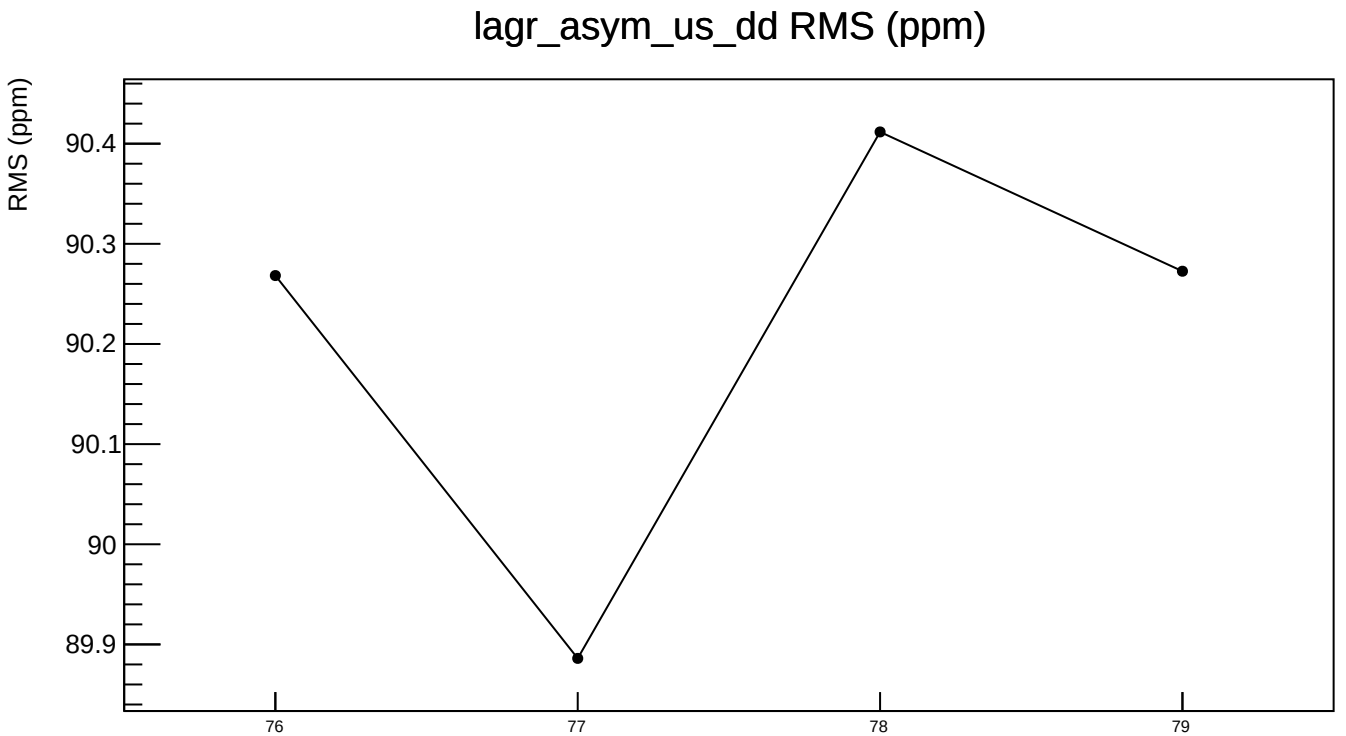
lagr_asym_us_dd RMS (ppm)
RMS (ppm)
90.4
90.3
90.2
90.1
90
89.9
76
77
78
79

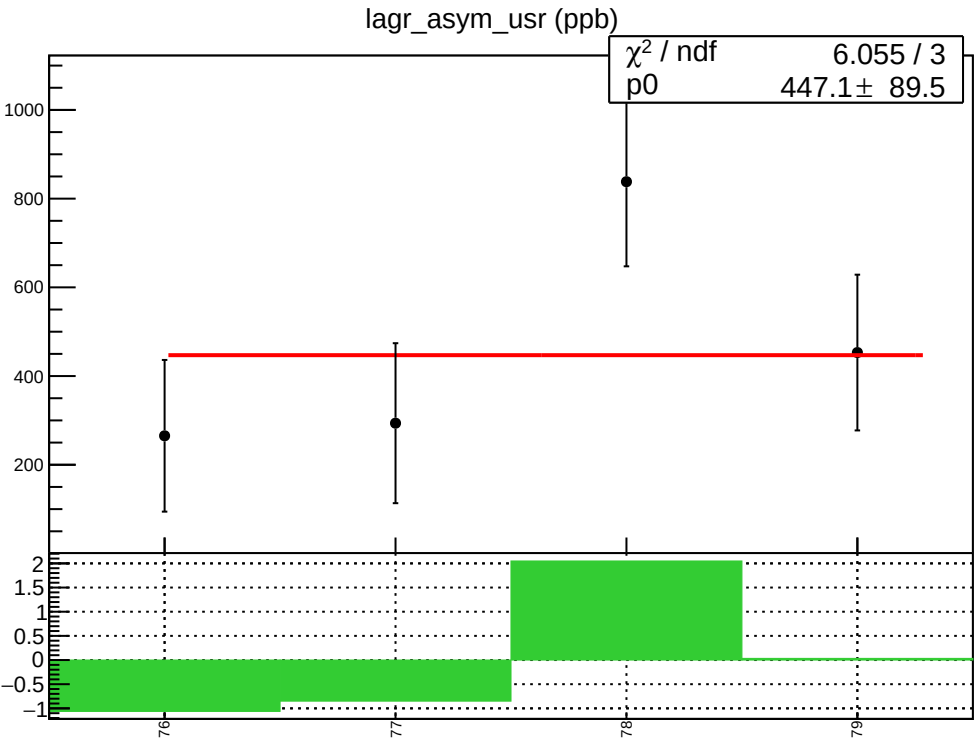
lagr_asym_usr (ppb)
χ² / ndf 6.055 / 3
p0 447.1± 89.5
1000
800
600
400
200
2
1.5
1
0.5
0
−0.5
−1
76
77
78
79

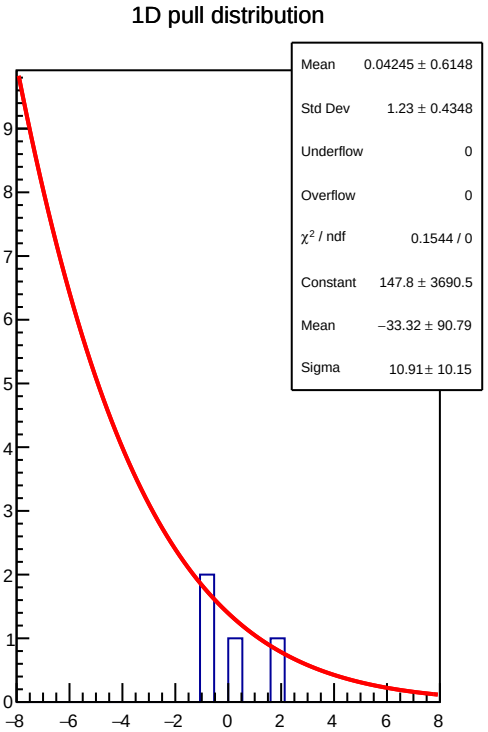
1D pull distribution
Mean 0.04245 ± 0.6148
Std Dev 1.23 ± 0.4348
Underflow 0
Overflow 0
χ² / ndf 0.1544 / 0
Constant 147.8 ± 3690.5
Mean −33.32 ± 90.79
Sigma 10.91± 10.15
9
8
7
6
5
4
3
2
1
0
−8
−6
−4
−2
0
2
4
6
8

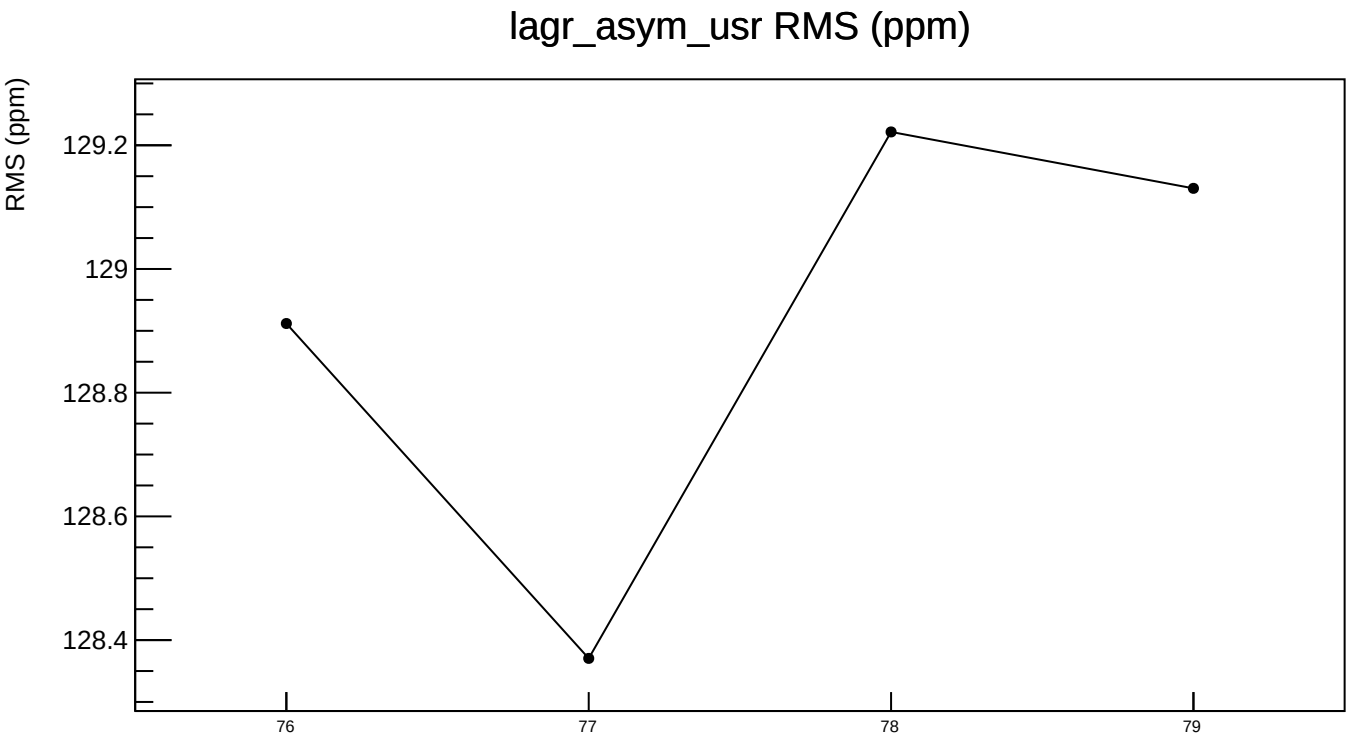
lagr_asym_usr RMS (ppm)
RMS (ppm)
129.2
129
128.8
128.6
128.4
76
77
78
79

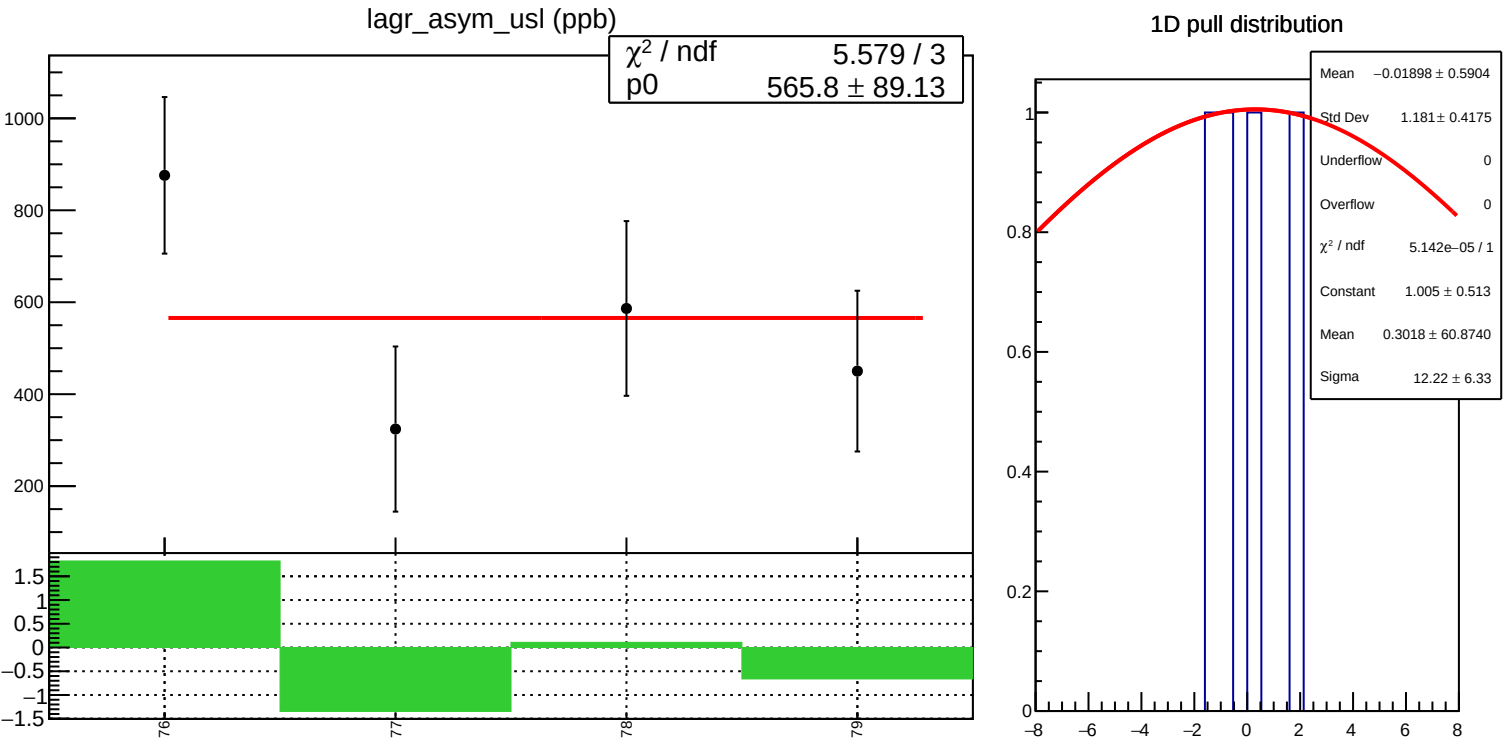
lagr_asym_usl (ppb)
χ² / ndf 5.579 / 3
p0 565.8 ± 89.13
1000
800
600
400
200
1.5
1
0.5
0
−0.5
−1
−1.5
76
77
78
79
1D pull distribution
Mean −0.01898 ± 0.5904
Std Dev 1.181± 0.4175
Underflow 0
Overflow 0
χ² / ndf 5.142e−05 / 1
Constant 1.005 ± 0.513
Mean 0.3018 ± 60.8740
Sigma 12.22 ± 6.33
1
0.8
0.6
0.4
0.2
0
−8
−6
−4
−2
0
2
4
6
8

lagr_asym_usl RMS (ppm)

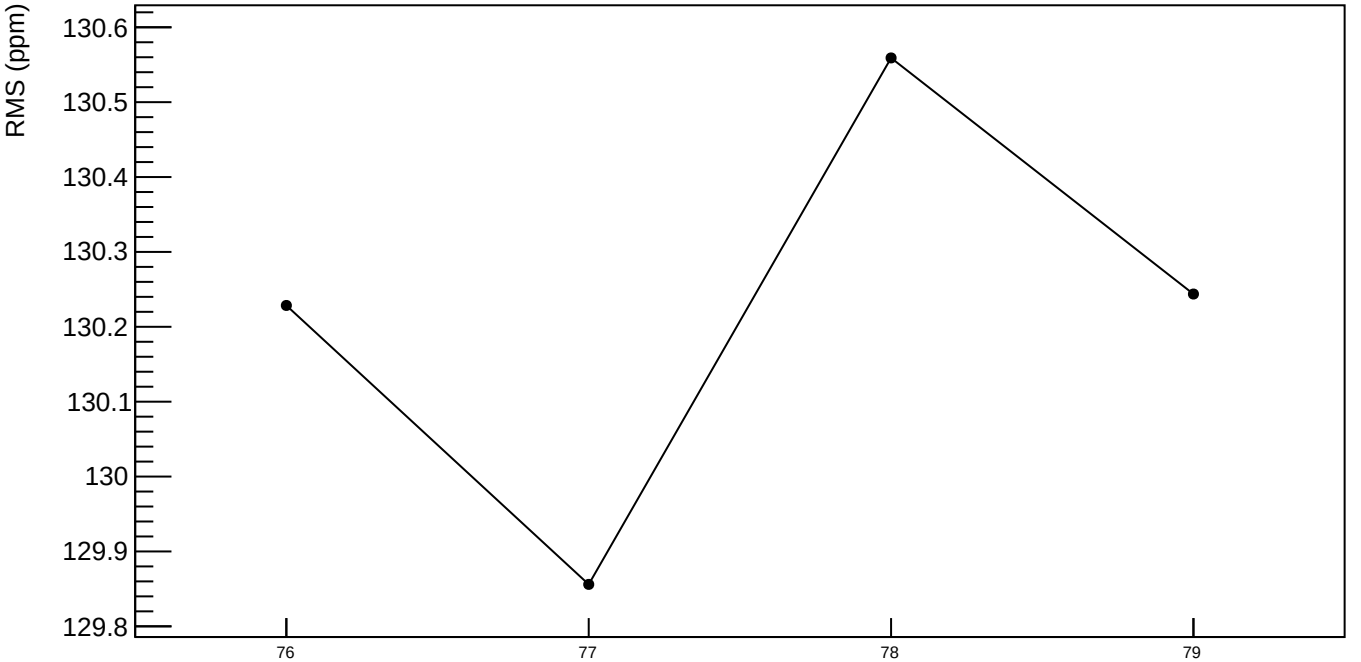

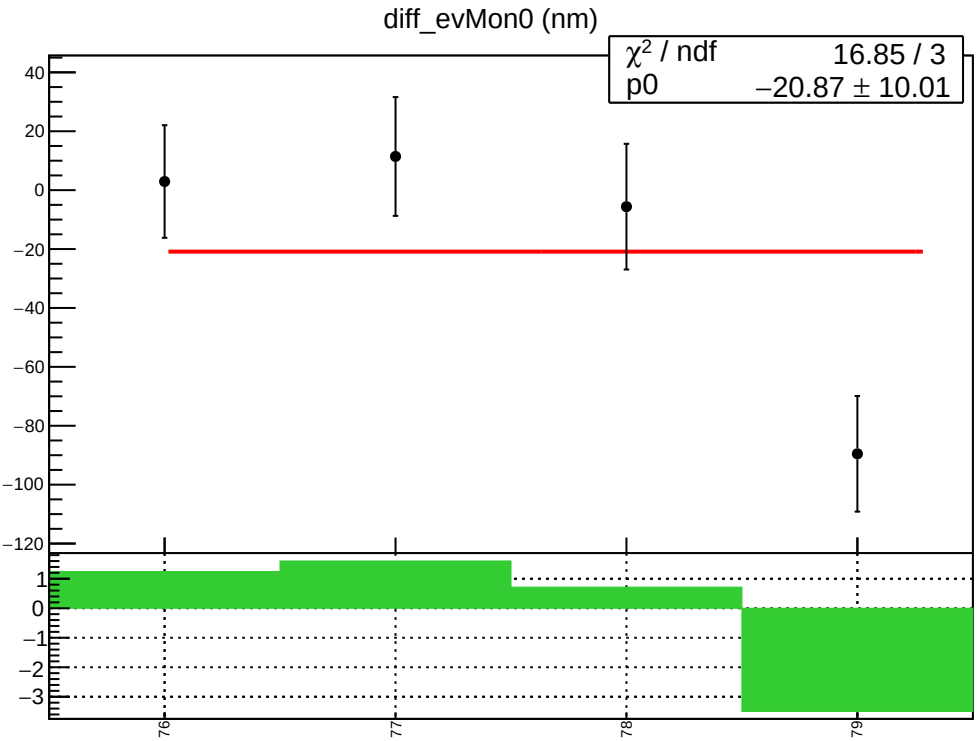
diff_evMon0 (nm)
χ² / ndf 16.85 / 3
p0 −20.87 ± 10.01
40
20
0
−20
−40
−60
−80
−100
−120
1
0
−1
−2
−3
76
77
78
79

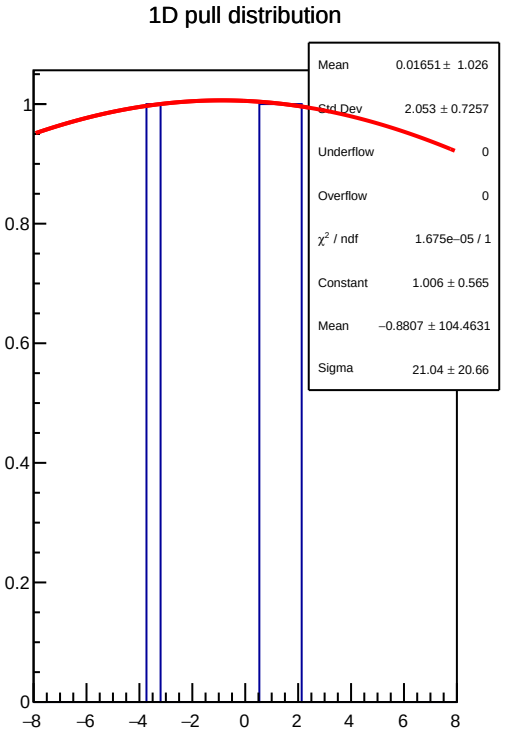
1D pull distribution
Mean 0.01651 ± 1.026
Std Dev 2.053 ± 0.7257
Underflow 0
Overflow 0
χ² / ndf 1.675e−05 / 1
Constant 1.006 ± 0.565
Mean −0.8807 ± 104.4631
Sigma 21.04 ± 20.66
1
0.8
0.6
0.4
0.2
0
−8
−6
−4
−2
0
2
4
6
8

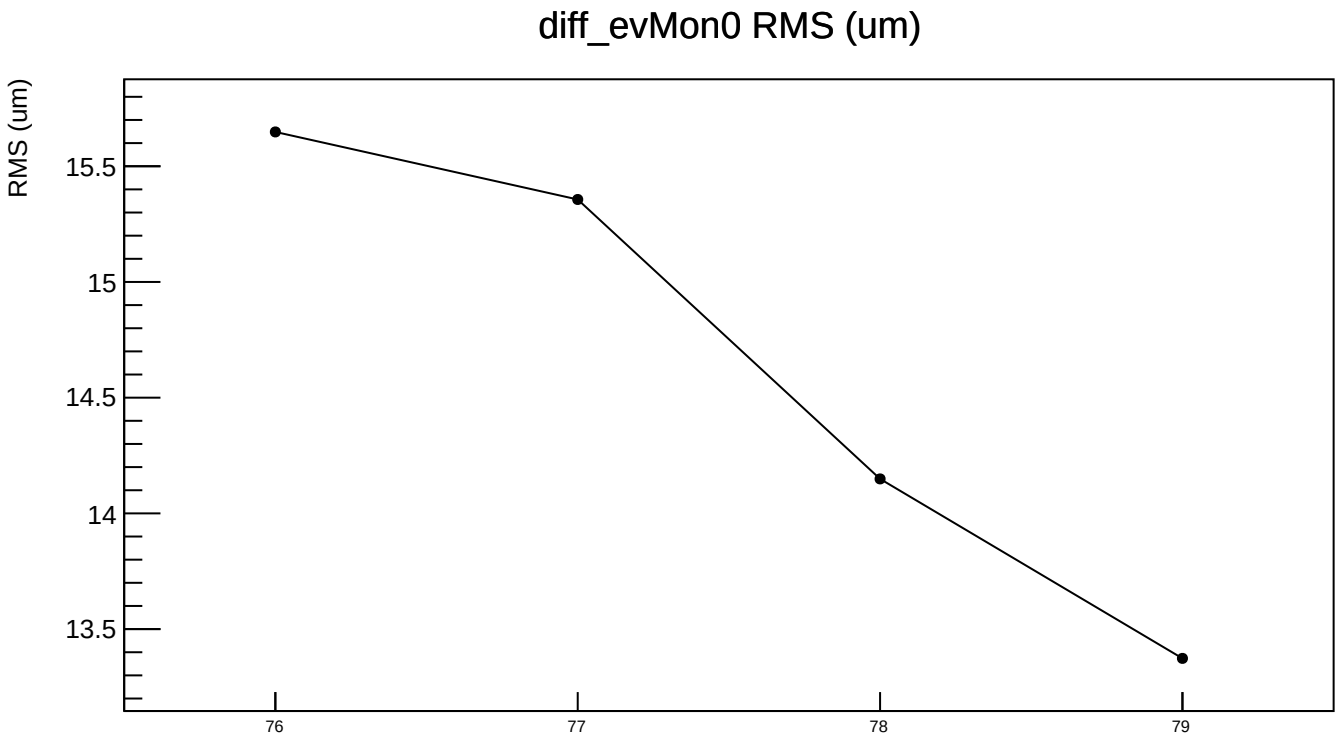
diff_evMon0 RMS (um)
RMS (um)
15.5
15
14.5
14
13.5
76
77
78
79

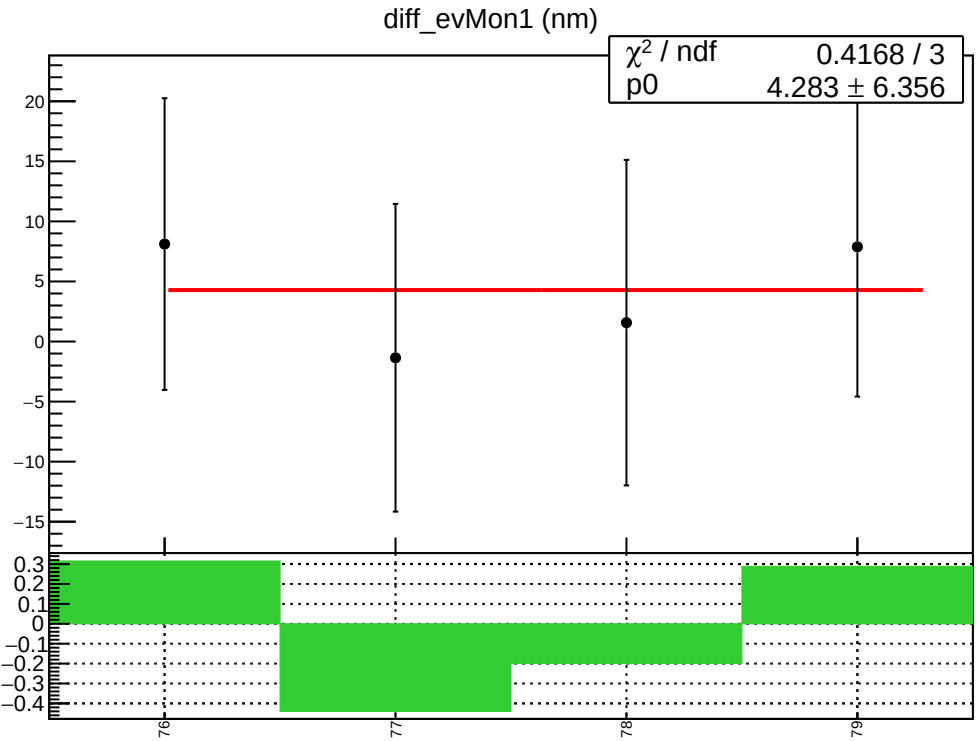
diff_evMon1 (nm)
χ² / ndf 0.4168 / 3
p0 4.283 ± 6.356
20
15
10
5
0
−5
−10
−15
0.3
0.2
0.1
0
−0.1
−0.2
−0.3
−0.4
76
77
78
79

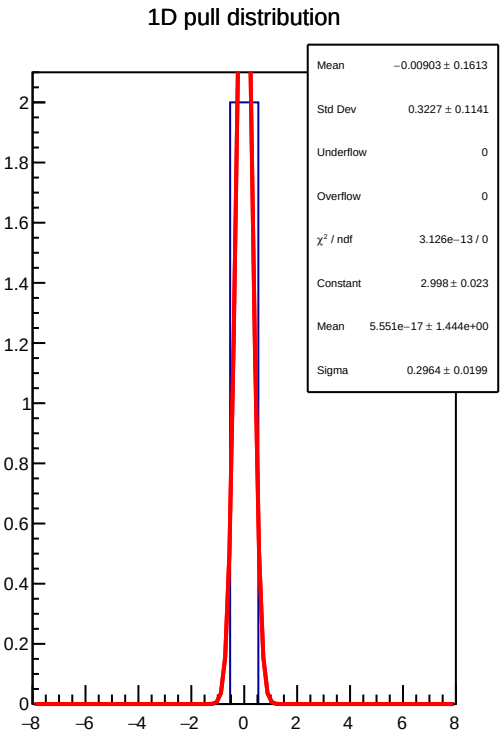
1D pull distribution
Mean −0.00903 ± 0.1613
Std Dev 0.3227 ± 0.1141
Underflow 0
Overflow 0
χ² / ndf 3.126e−13 / 0
Constant 2.998 ± 0.023
Mean 5.551e−17 ± 1.444e+00
Sigma 0.2964 ± 0.0199
2
1.8
1.6
1.4
1.2
1
0.8
0.6
0.4
0.2
0
−8
−6
−4
−2
0
2
4
6
8

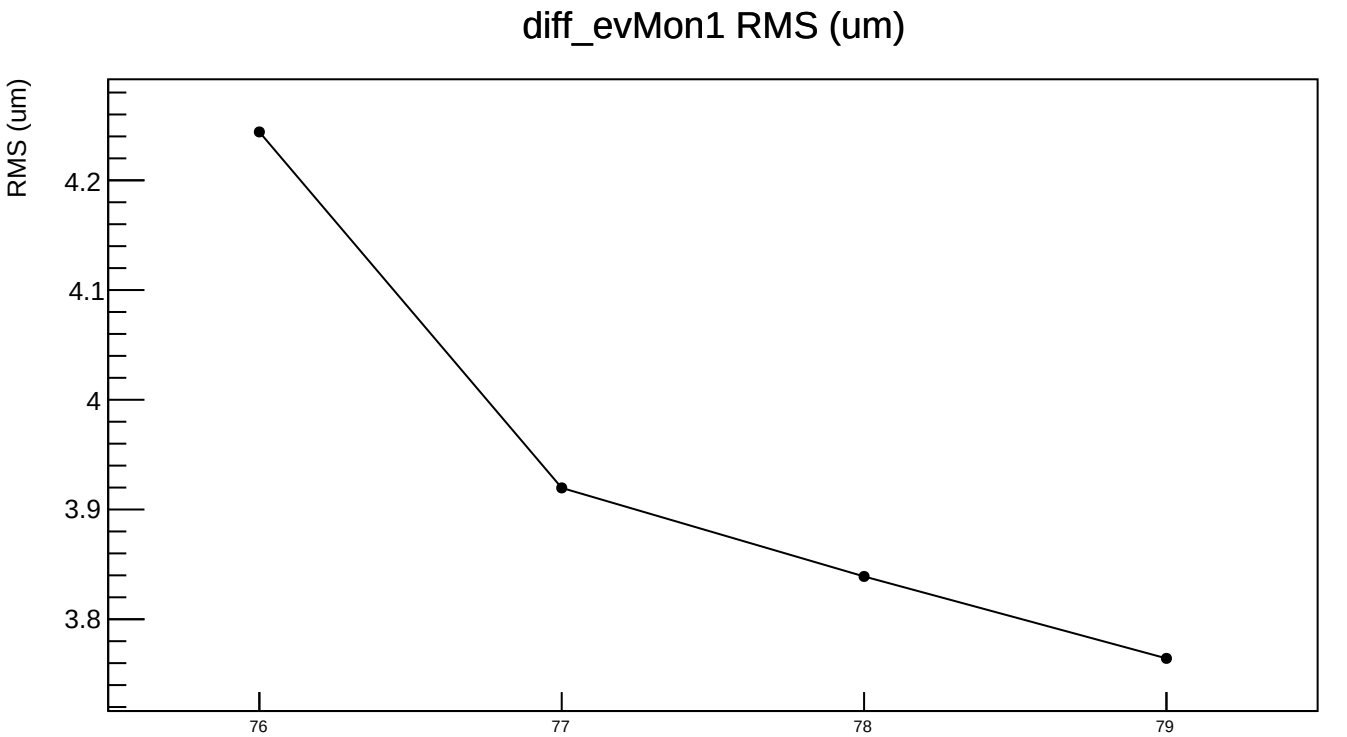
diff_evMon1 RMS (um)
RMS (um)
4.2
4.1
4
3.9
3.8
76
77
78
79

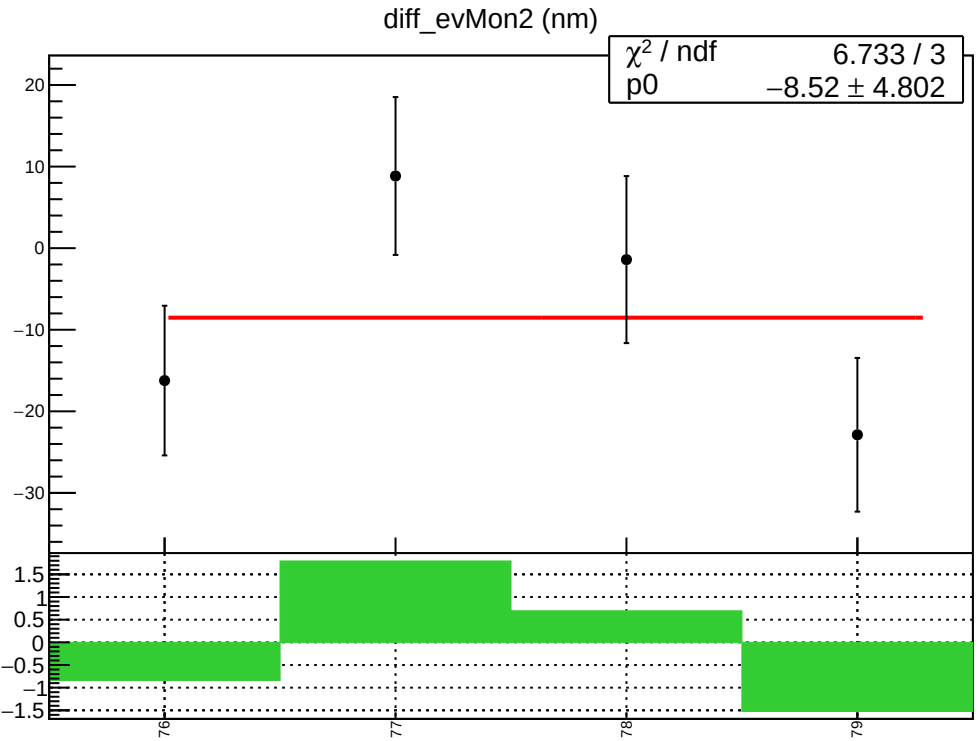
diff_evMon2 (nm)
χ² / ndf 6.733 / 3
p0 −8.52 ± 4.802
20
10
0
−10
−20
−30
1.5
1
0.5
0
−0.5
−1
−1.5
76
77
78
79

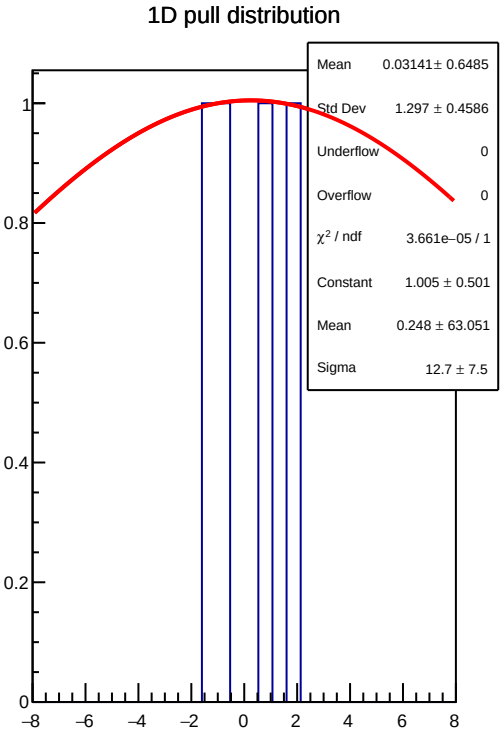
1D pull distribution
Mean 0.03141± 0.6485
Std Dev 1.297 ± 0.4586
Underflow 0
Overflow 0
χ² / ndf 3.661e−05 / 1
Constant 1.005 ± 0.501
Mean 0.248 ± 63.051
Sigma 12.7 ± 7.5
1
0.8
0.6
0.4
0.2
0
−8
−6
−4
−2
0
2
4
6
8

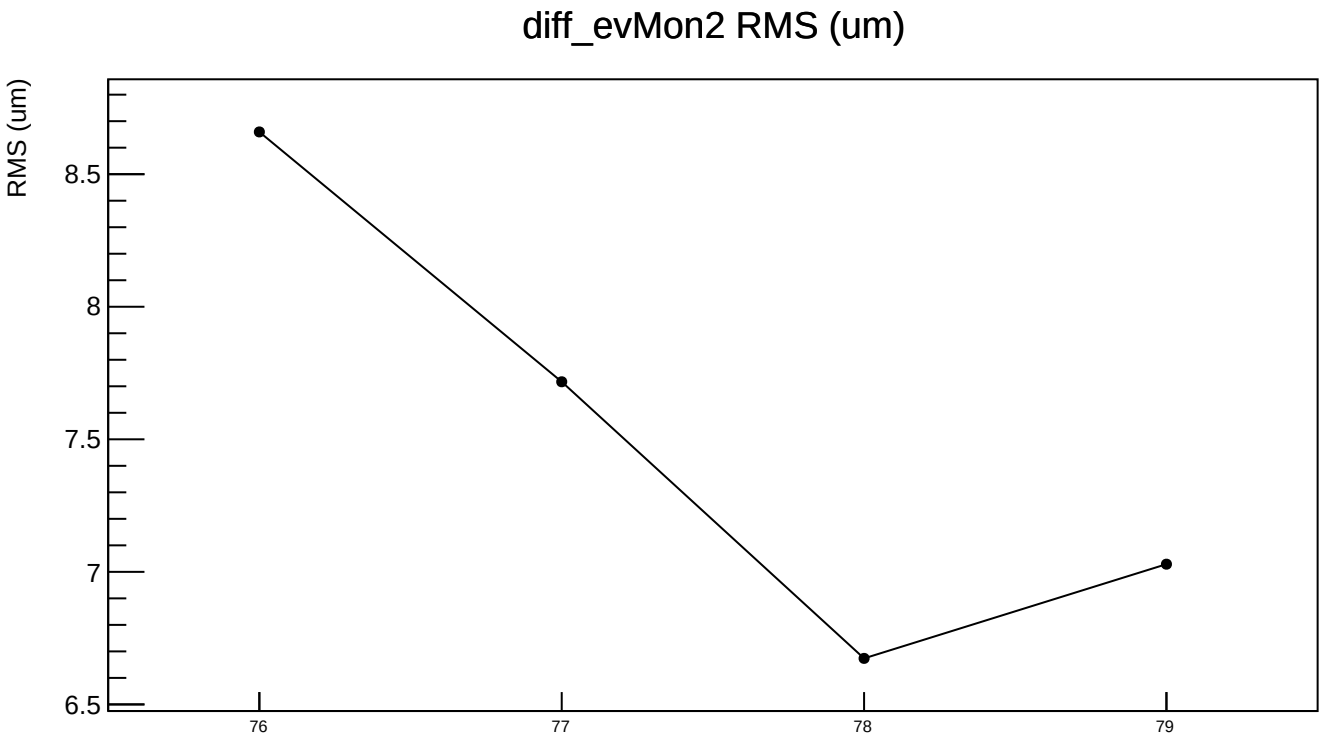
diff_evMon2 RMS (um)
RMS (um)
8.5
8
7.5
7
6.5
76
77
78
79

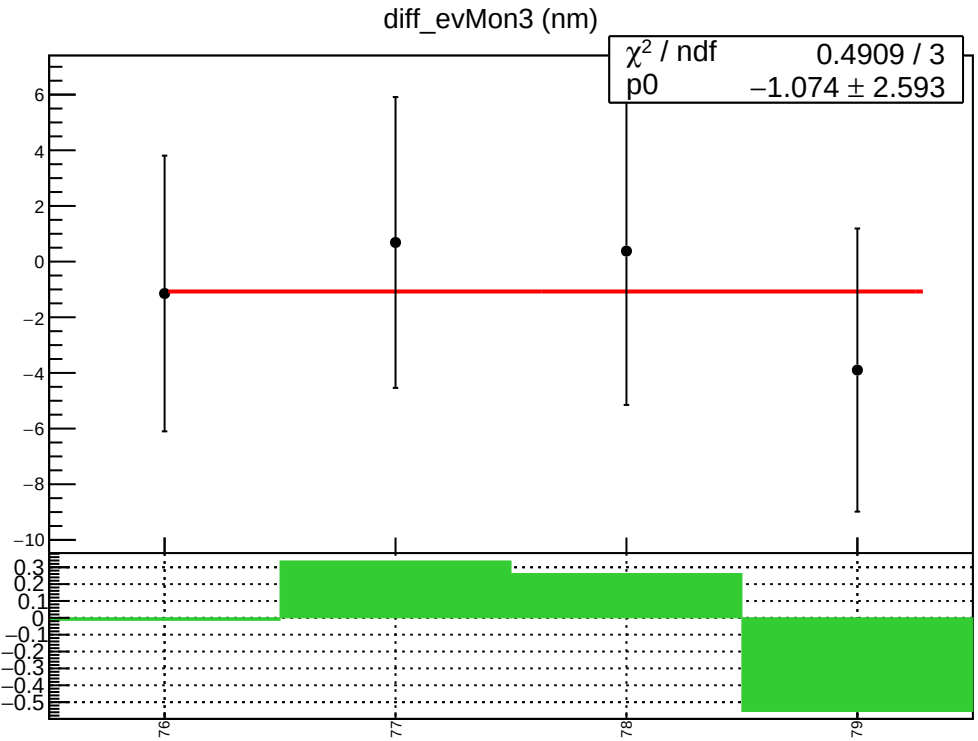
diff_evMon3 (nm)
χ² / ndf 0.4909 / 3
p0 −1.074 ± 2.593
6
4
2
0
−2
−4
−6
−8
−10
0.3
0.2
0.1
0
−0.1
−0.2
−0.3
−0.4
−0.5
76
77
78
79

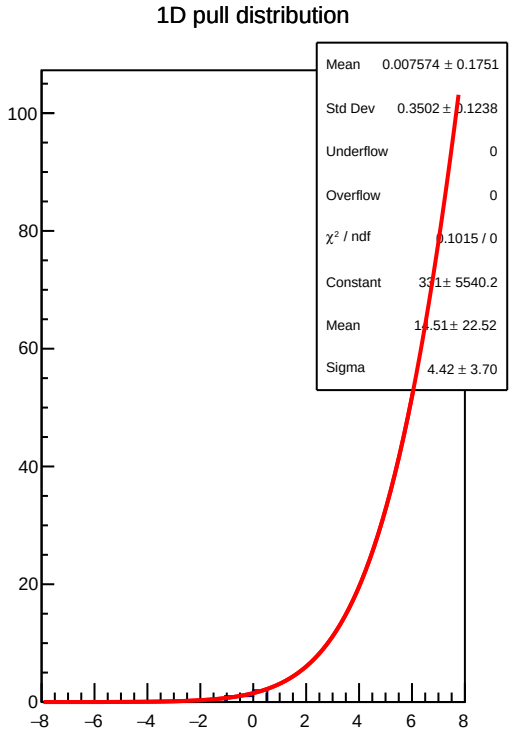
1D pull distribution
Mean 0.007574 ± 0.1751
Std Dev 0.3502 ± 0.1238
Underflow 0
Overflow 0
χ² / ndf 0.1015 / 0
Constant 331± 5540.2
Mean 1.51± 22.52
Sigma 4.42 ± 3.70
100
80
60
40
20
0
−8
−6
−4
−2
0
2
4
6
8

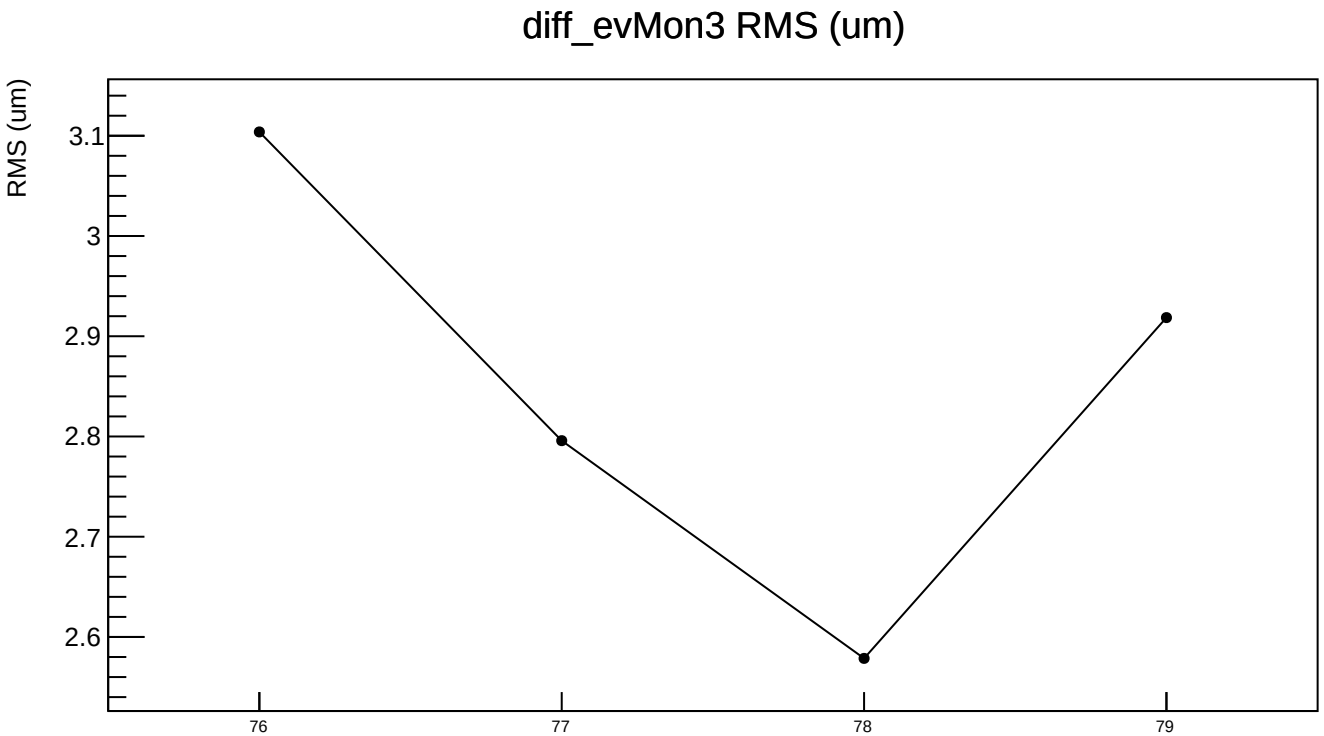
diff_evMon3 RMS (um)
RMS (um)
3.1
3
2.9
2.8
2.7
2.6
76
77
78
79

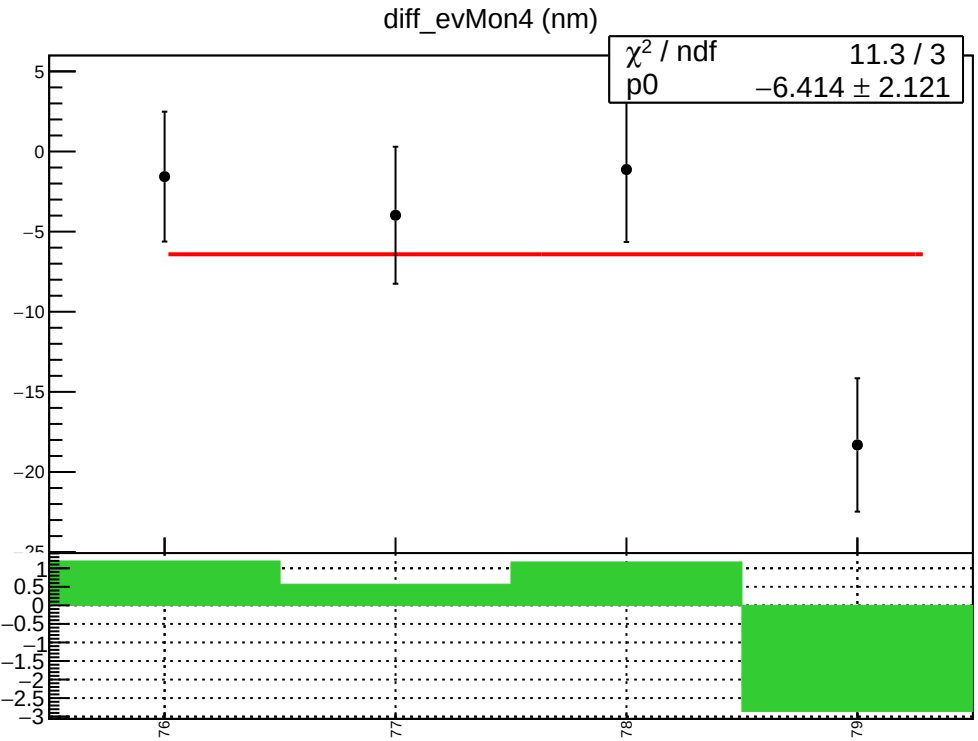
diff_evMon4 (nm)
χ² / ndf 11.3 / 3
p0 −6.414 ± 2.121
5
0
−5
−10
−15
−20
−25
1
0.5
0
−0.5
−1
−1.5
−2
−2.5
−3
76
77
78
79

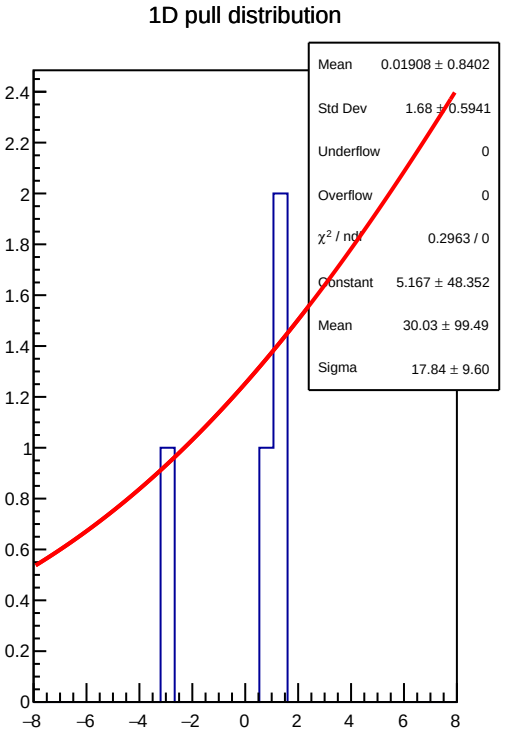
1D pull distribution
Mean 0.01908 ± 0.8402
Std Dev 1.68 ± 0.5941
Underflow 0
Overflow 0
χ² / ndf 0.2963 / 0
Constant 5.167 ± 48.352
Mean 30.03 ± 99.49
Sigma 17.84 ± 9.60
2.4
2.2
2
1.8
1.6
1.4
1.2
1
0.8
0.6
0.4
0.2
0
−8
−6
−4
−2
0
2
4
6
8

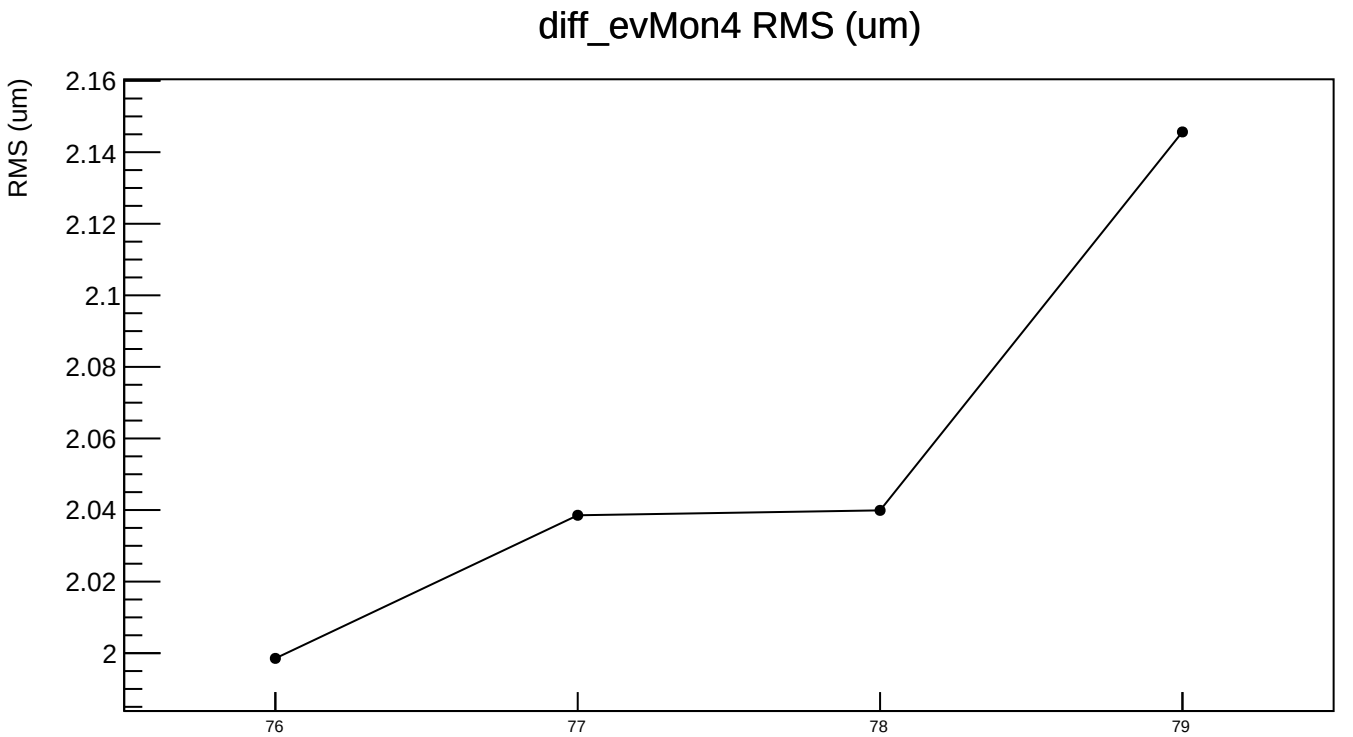
diff_evMon4 RMS (um)
RMS (um)
2.16
2.14
2.12
2.1
2.08
2.06
2.04
2.02
2
76
77
78
79

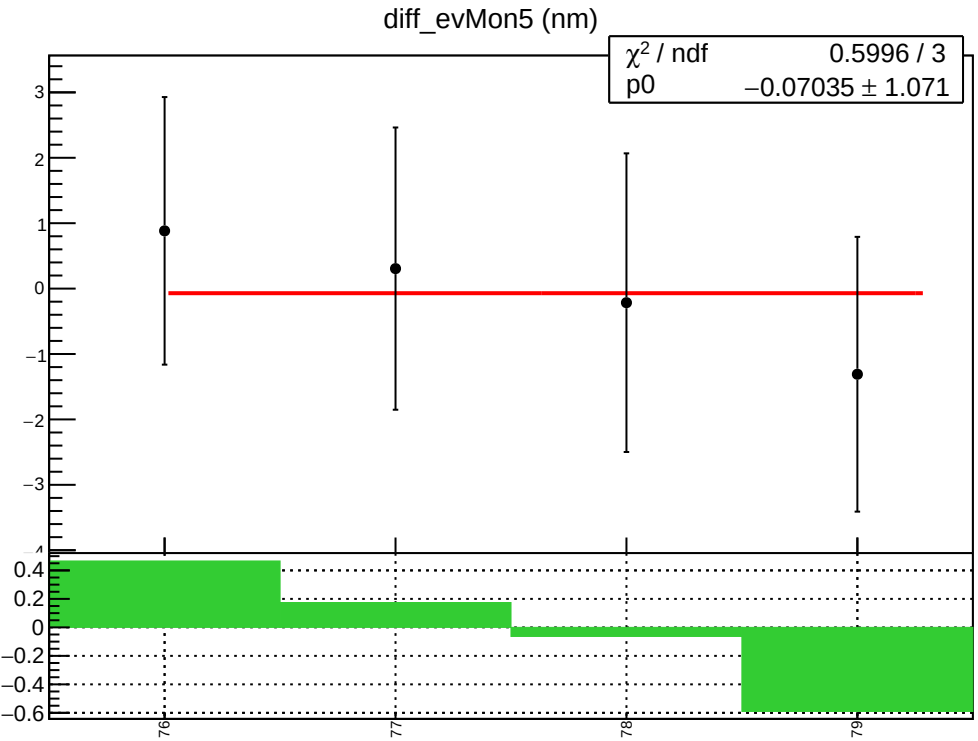
diff_evMon5 (nm)
χ^2 / ndf 0.5996 / 3
p0 −0.07035 ± 1.071
3
2
1
0
−1
−2
−3
0.4
0.2
0
−0.2
−0.4
−0.6
76
77
78
79

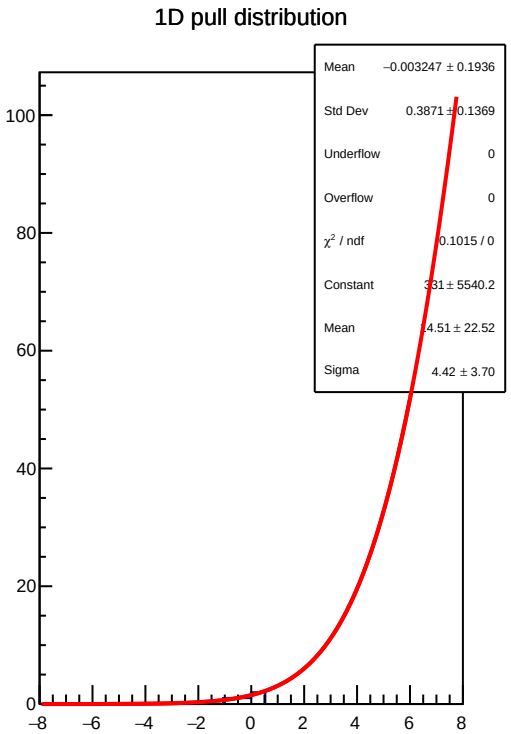
1D pull distribution
Mean −0.003247 ± 0.1936
Std Dev 0.3871 ± 0.1369
Underflow 0
Overflow 0
χ^2 / ndf 0.1015 / 0
Constant 331 ± 5540.2
Mean 14.51 ± 22.52
Sigma 4.42 ± 3.70
100
80
60
40
20
0
−8
−6
−4
−2
0
2
4
6
8

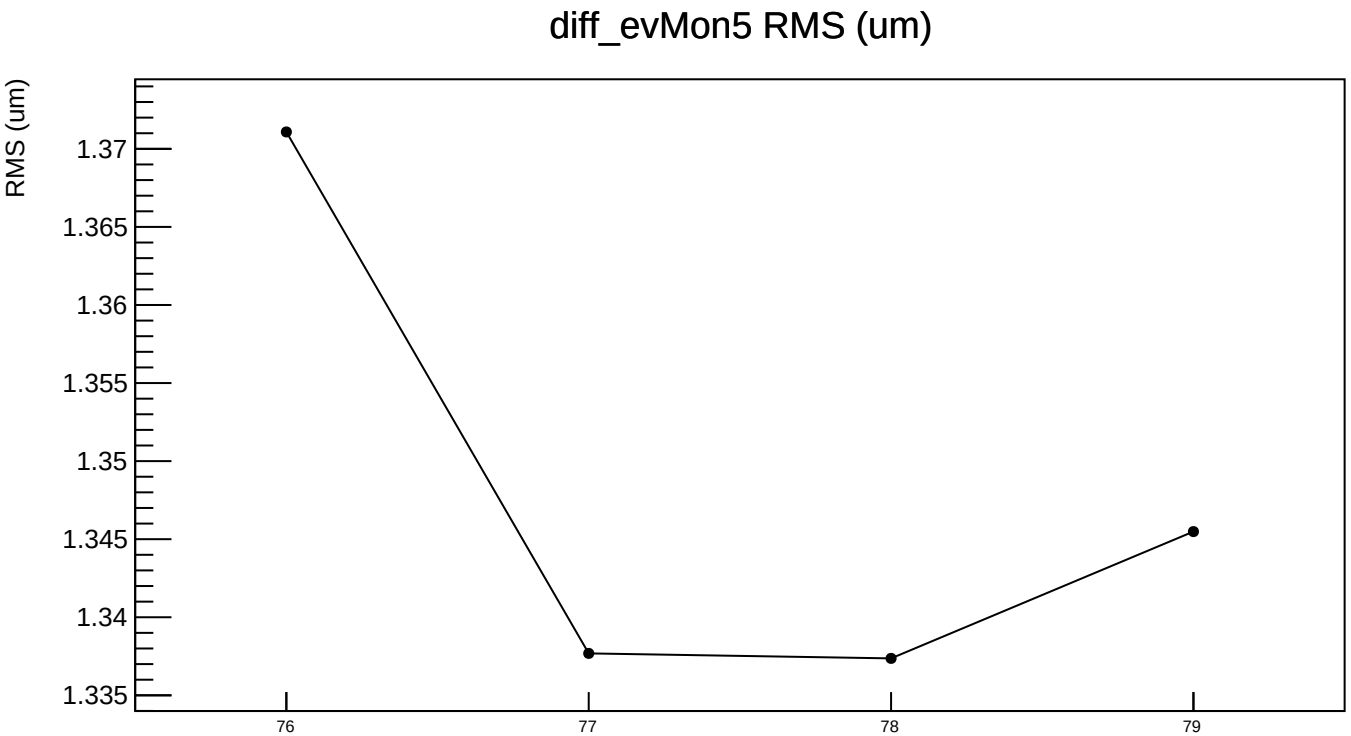
diff_evMon5 RMS (um)
RMS (um)
1.37
1.365
1.36
1.355
1.35
1.345
1.34
1.335
76
77
78
79

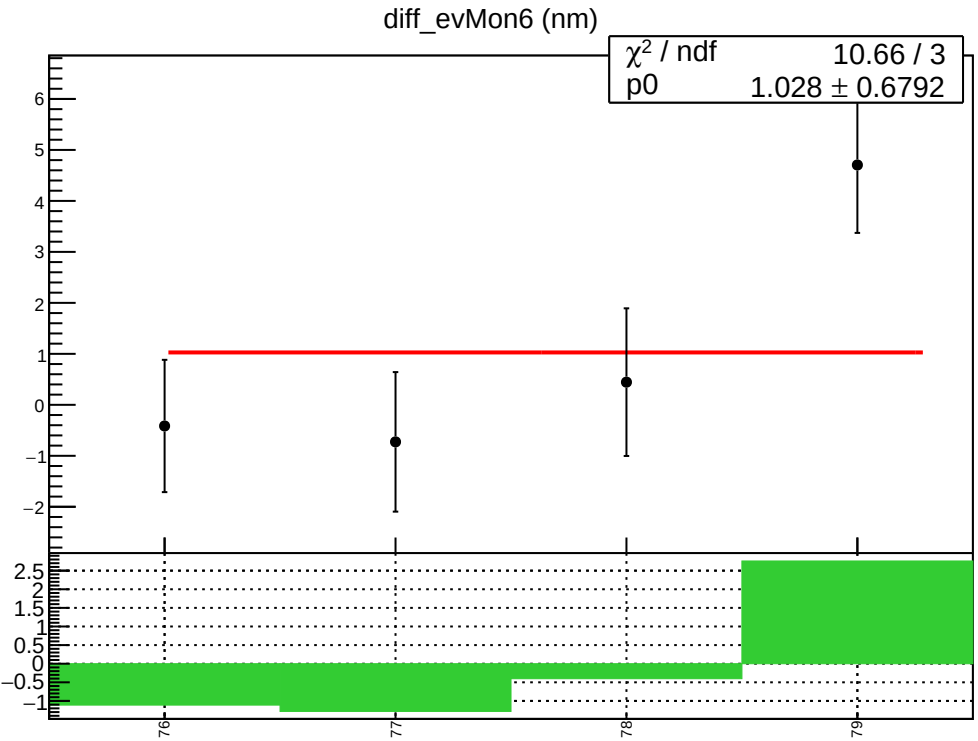
diff_evMon6 (nm)
χ² / ndf 10.66 / 3
p0 1.028 ± 0.6792
76
77
78
79

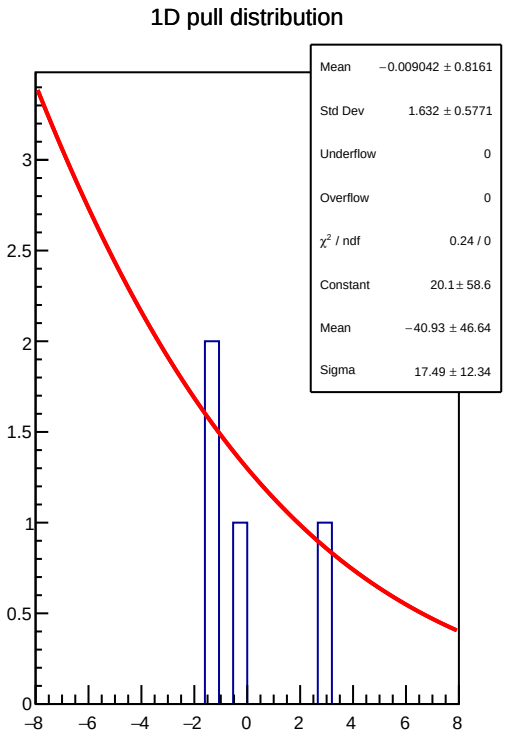
1D pull distribution
Mean −0.009042 ± 0.8161
Std Dev 1.632 ± 0.5771
Underflow 0
Overflow 0
χ² / ndf 0.24 / 0
Constant 20.1 ± 58.6
Mean −40.93 ± 46.64
Sigma 17.49 ± 12.34

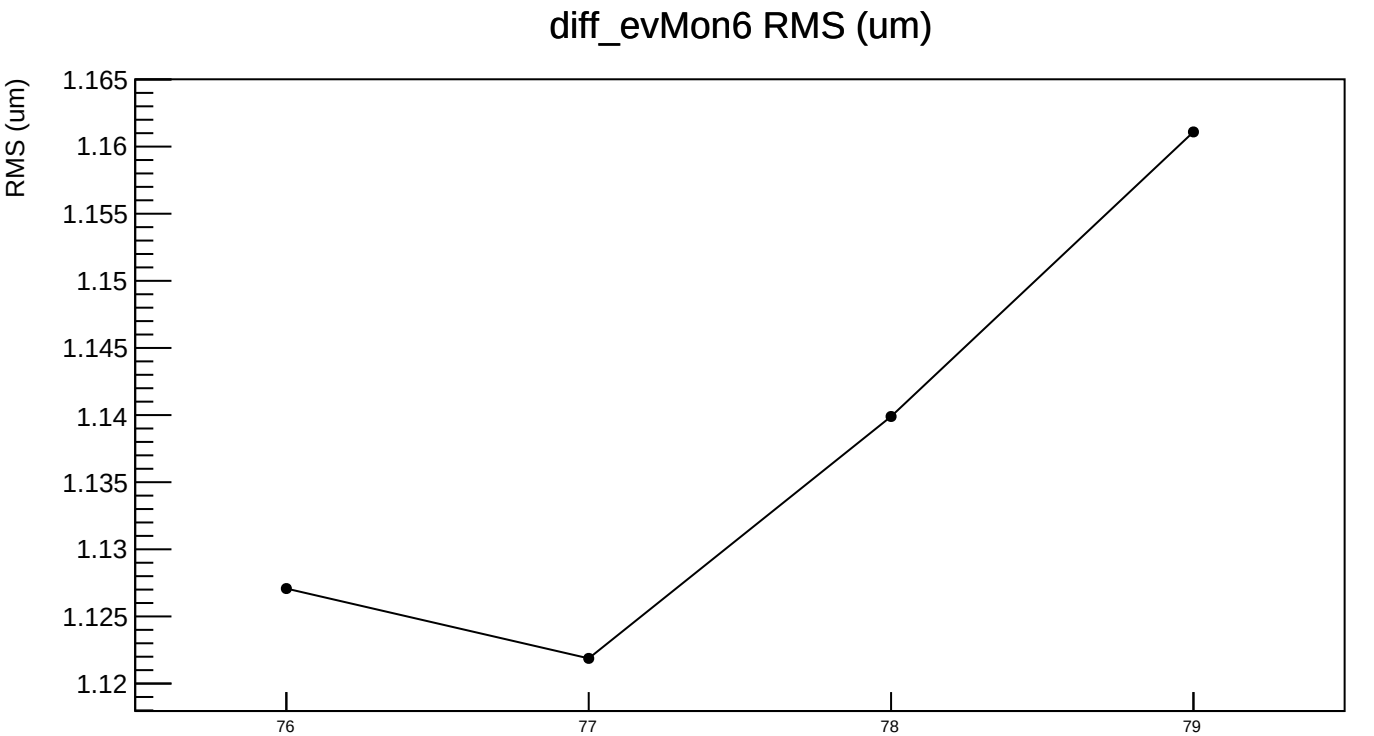
diff_evMon6 RMS (um)
RMS (um)
1.165
1.16
1.155
1.15
1.145
1.14
1.135
1.13
1.125
1.12
76
77
78
79

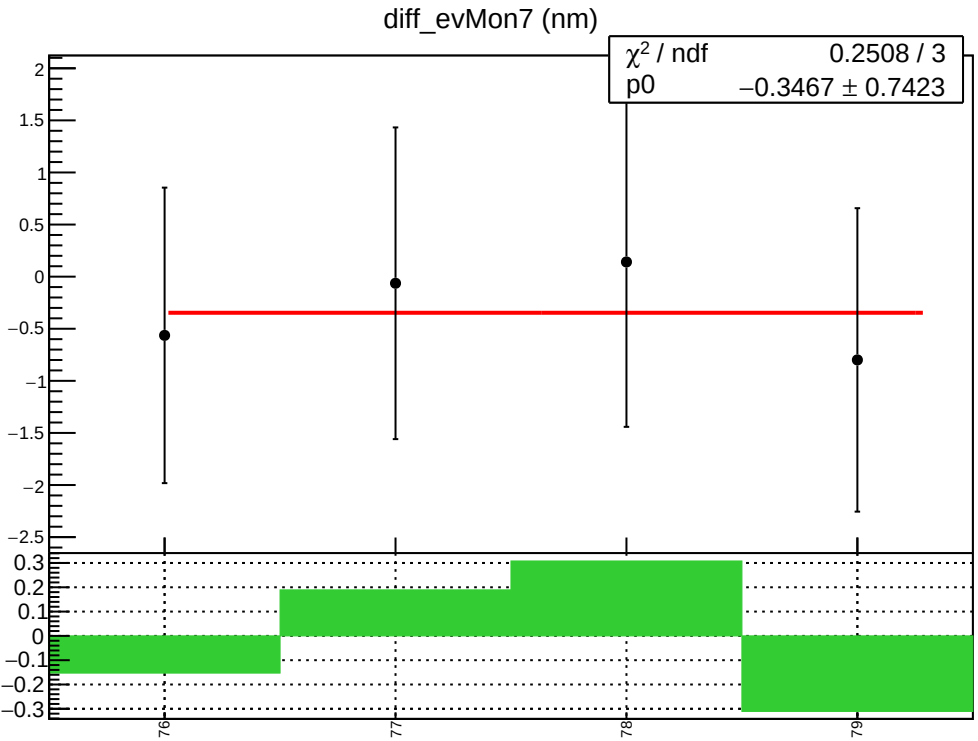
diff_evMon7 (nm)
χ^2 / ndf 0.2508 / 3
p0 −0.3467 ± 0.7423
2
1.5
1
0.5
0
−0.5
−1
−1.5
−2
−2.5
0.3
0.2
0.1
0
−0.1
−0.2
−0.3
76
77
78
79

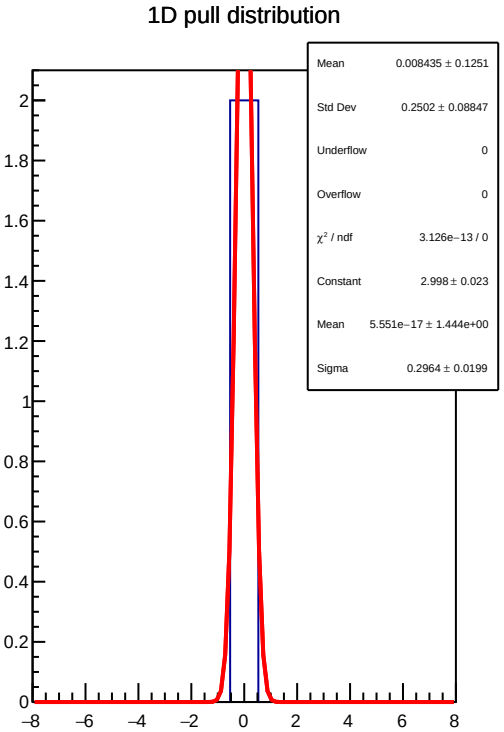
1D pull distribution
Mean 0.008435 ± 0.1251
Std Dev 0.2502 ± 0.08847
Underflow 0
Overflow 0
χ^2 / ndf 3.126e−13 / 0
Constant 2.998 ± 0.023
Mean 5.551e−17 ± 1.444e+00
Sigma 0.2964 ± 0.0199
2
1.8
1.6
1.4
1.2
1
0.8
0.6
0.4
0.2
0
−8
−6
−4
−2
0
2
4
6
8

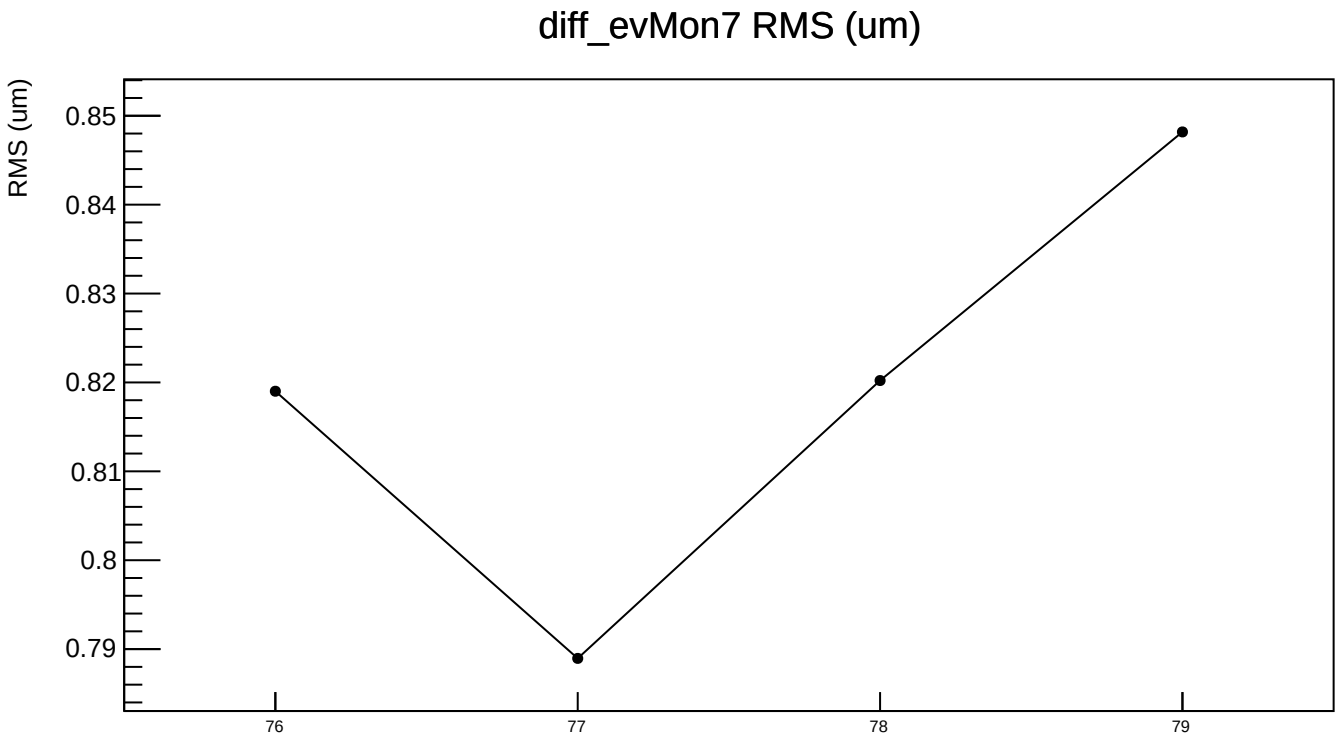
diff_evMon7 RMS (um)
RMS (um)
0.85
0.84
0.83
0.82
0.81
0.8
0.79
76
77
78
79

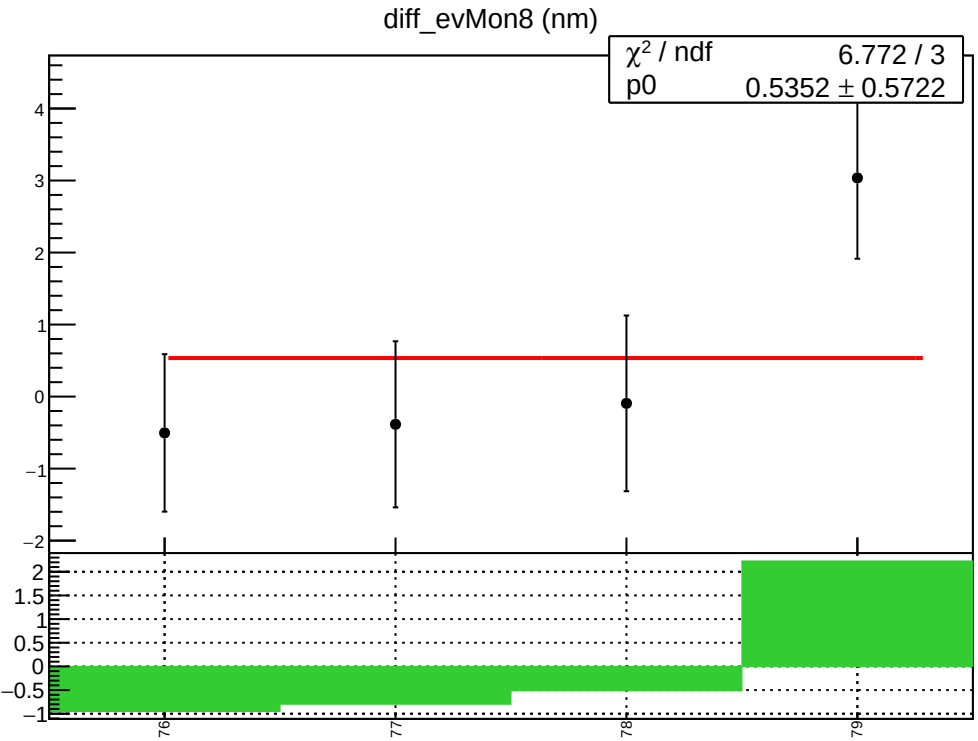
diff_evMon8 (nm)
χ² / ndf 6.772 / 3
p0 0.5352 ± 0.5722
76
77
78
79

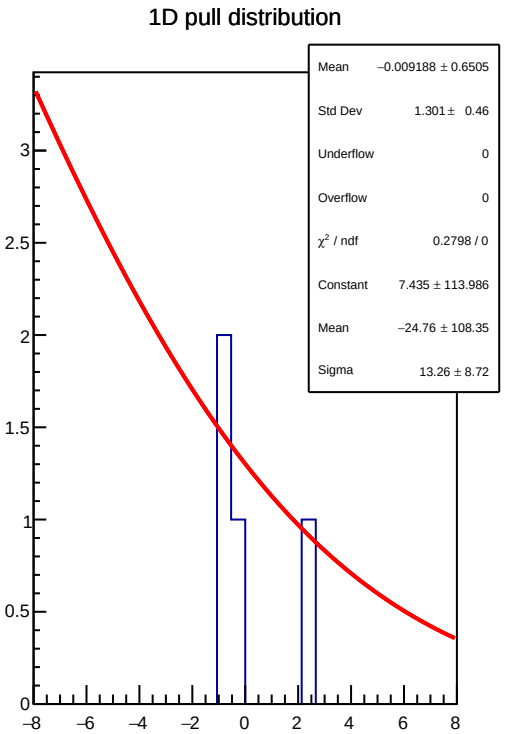
1D pull distribution
Mean −0.009188 ± 0.6505
Std Dev 1.301 ± 0.46
Underflow 0
Overflow 0
χ² / ndf 0.2798 / 0
Constant 7.435 ± 113.986
Mean −24.76 ± 108.35
Sigma 13.26 ± 8.72

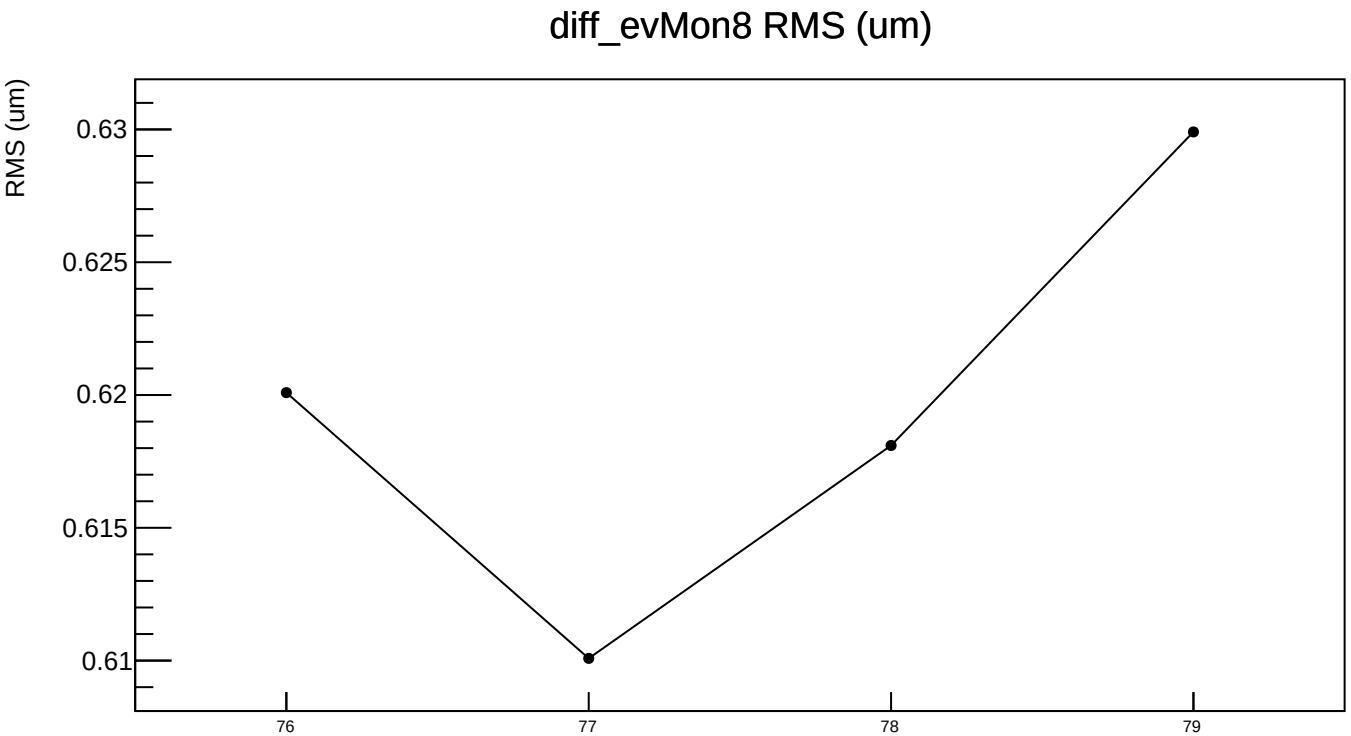
diff_evMon8 RMS (um)
RMS (um)
0.63
0.625
0.62
0.615
0.61
76
77
78
79

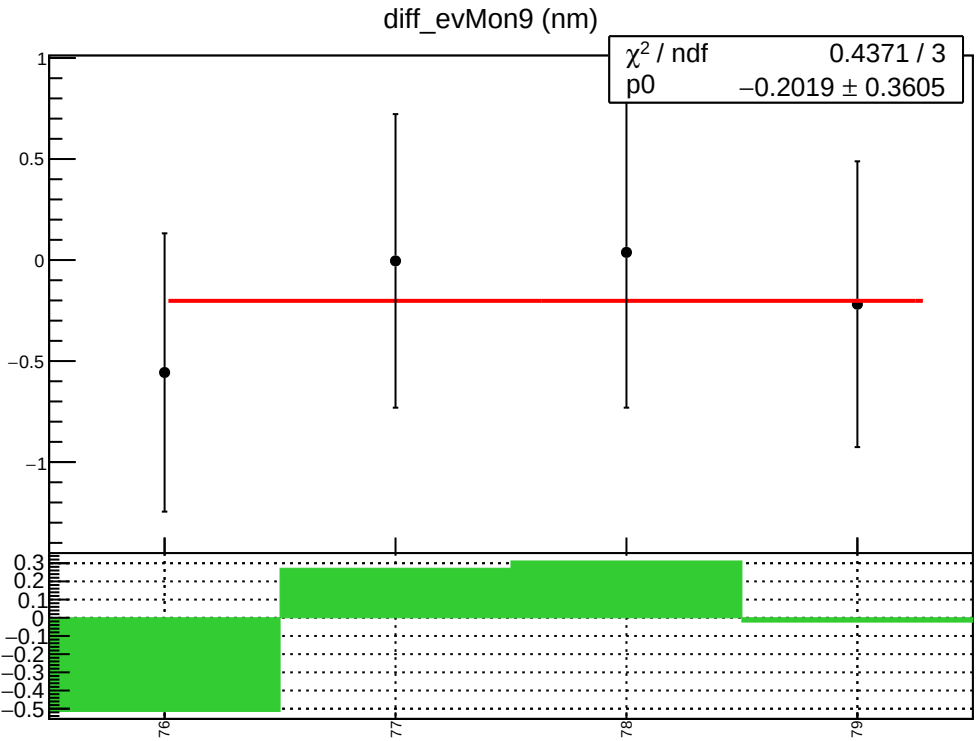
diff_evMon9 (nm)
χ^2 / ndf 0.4371 / 3
p0 −0.2019 ± 0.3605
1
0.5
0
−0.5
−1
0.3
0.2
0.1
0
−0.1
−0.2
−0.3
−0.4
−0.5
76
77
78
79

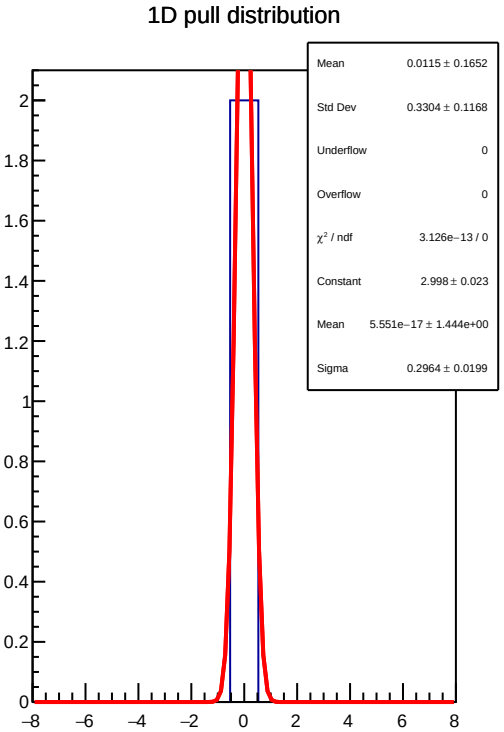
1D pull distribution
Mean 0.0115 ± 0.1652
Std Dev 0.3304 ± 0.1168
Underflow 0
Overflow 0
χ^2 / ndf 3.126e−13 / 0
Constant 2.998 ± 0.023
Mean 5.551e−17 ± 1.444e+00
Sigma 0.2964 ± 0.0199
2
1.8
1.6
1.4
1.2
1
0.8
0.6
0.4
0.2
0
−8
−6
−4
−2
0
2
4
6
8

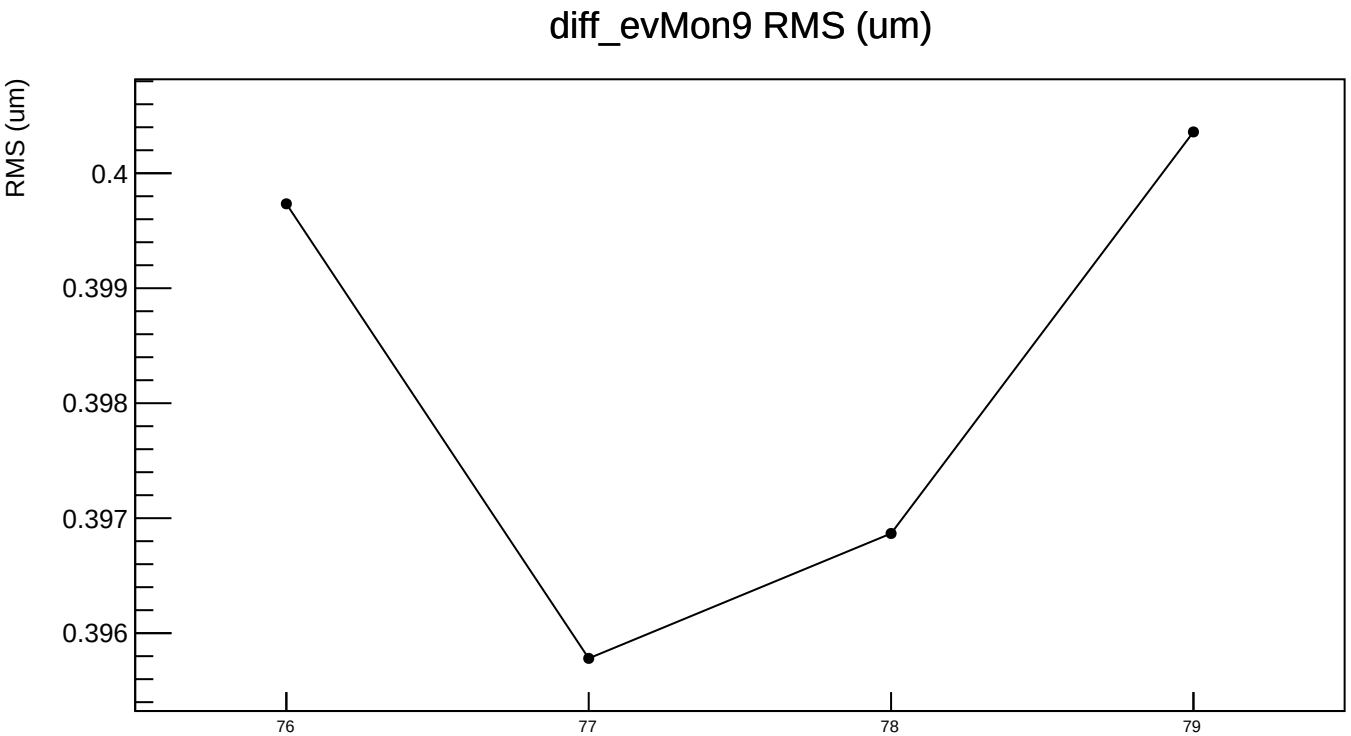
diff_evMon9 RMS (um)
RMS (um)
0.4
0.399
0.398
0.397
0.396
76
77
78
79

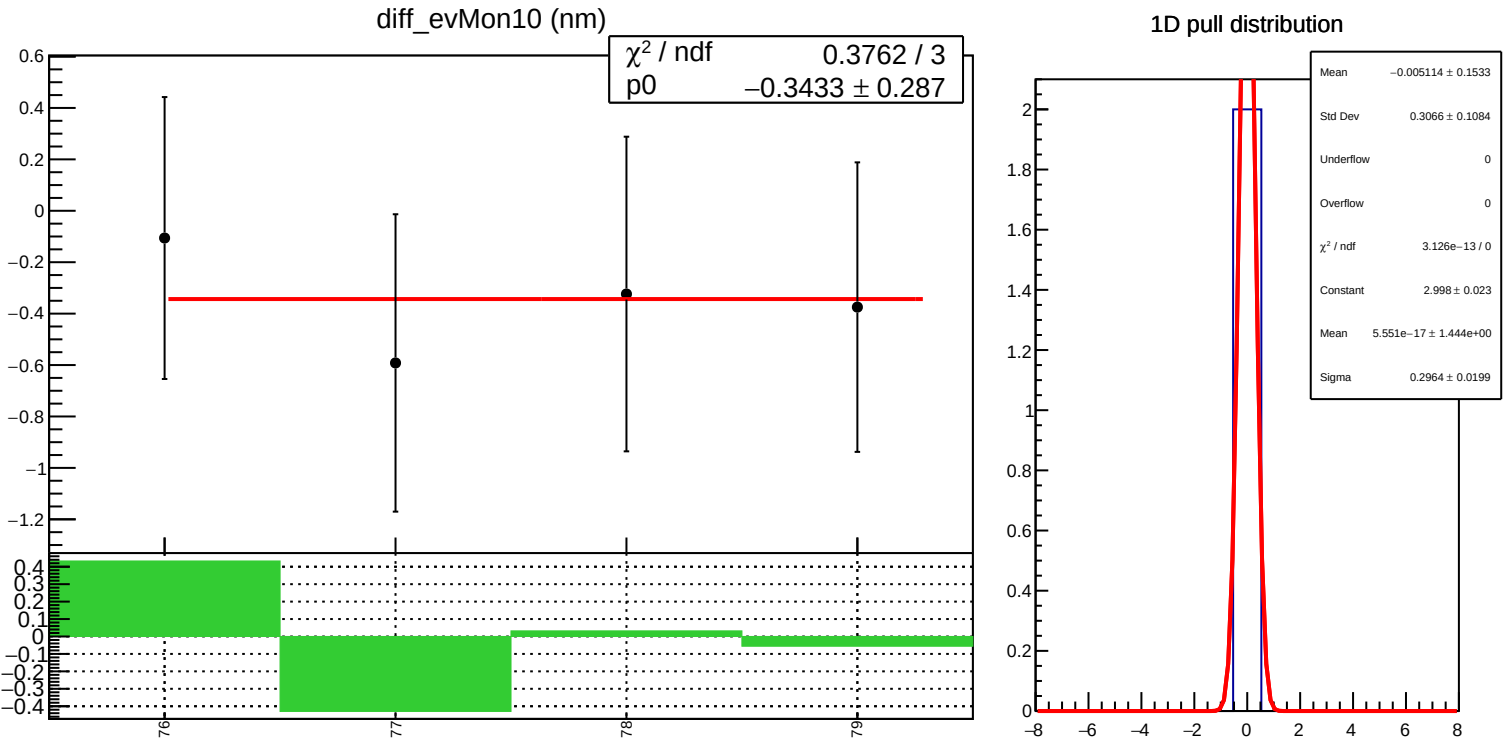
diff_evMon10 (nm)
χ² / ndf 0.3762 / 3
p0 −0.3433 ± 0.287
1D pull distribution
Mean −0.005114 ± 0.1533
Std Dev 0.3066 ± 0.1084
Underflow 0
Overflow 0
χ² / ndf 3.126e−13 / 0
Constant 2.998 ± 0.023
Mean 5.551e−17 ± 1.444e+00
Sigma 0.2964 ± 0.0199

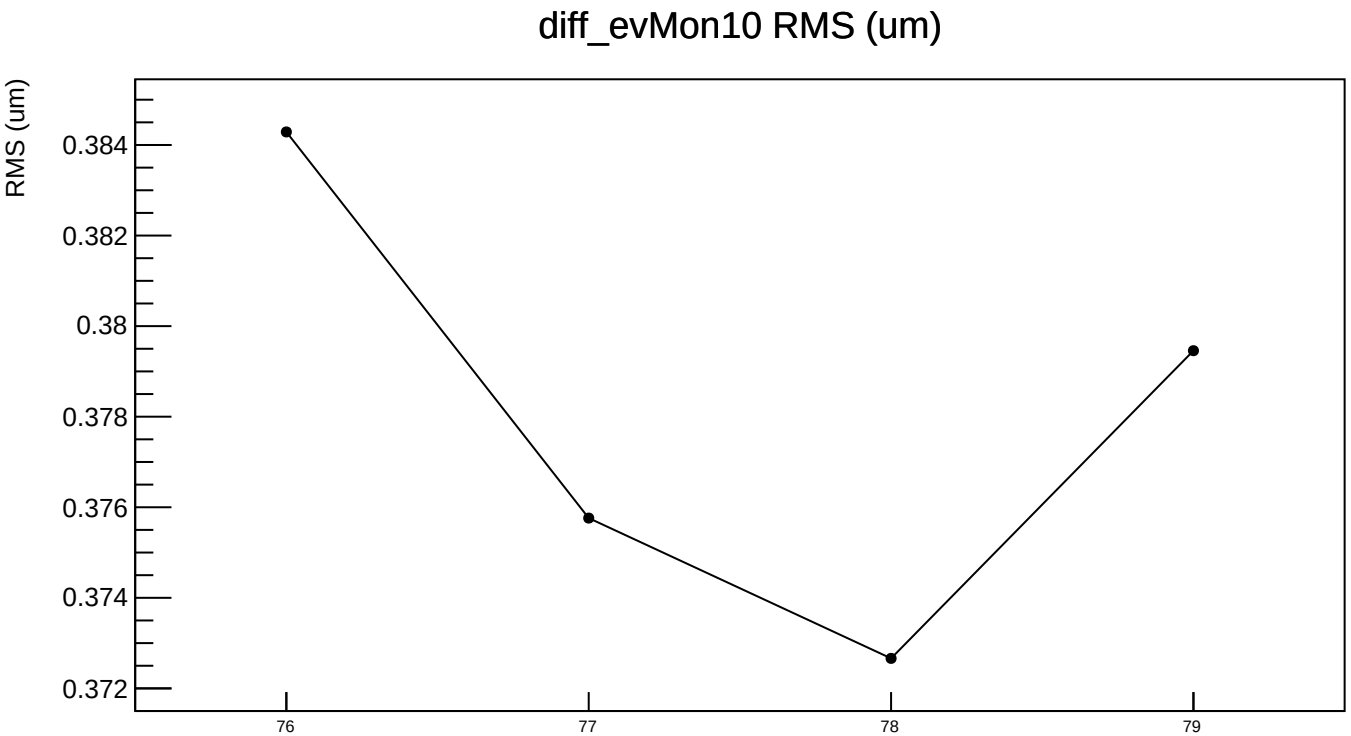
diff_evMon10 RMS (um)
RMS (um)
0.384
0.382
0.38
0.378
0.376
0.374
0.372
76
77
78
79

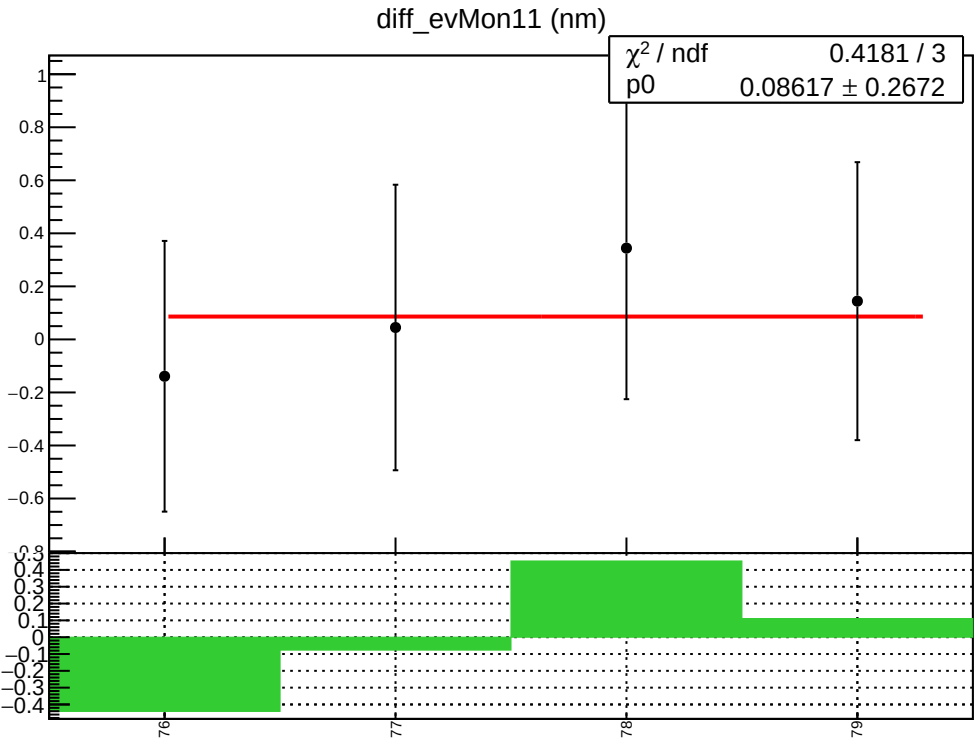
diff_evMon11 (nm)
χ² / ndf 0.4181 / 3
p0 0.08617 ± 0.2672
76
77
78
79

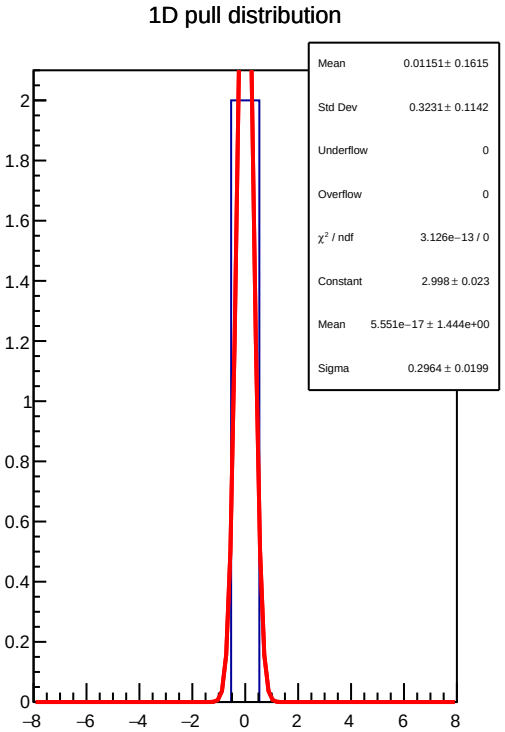
1D pull distribution
Mean 0.01151 ± 0.1615
Std Dev 0.3231 ± 0.1142
Underflow 0
Overflow 0
χ² / ndf 3.126e−13 / 0
Constant 2.998 ± 0.023
Mean 5.551e−17 ± 1.444e+00
Sigma 0.2964 ± 0.0199

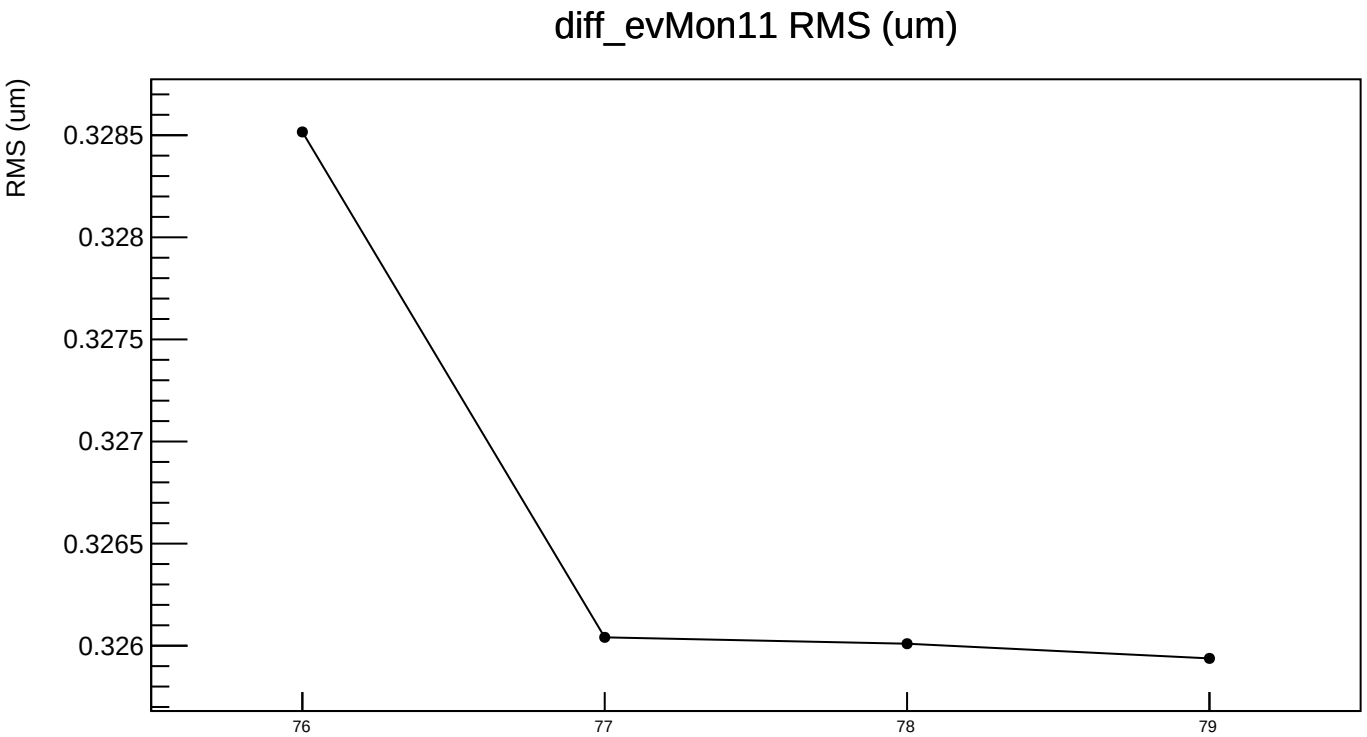
diff_evMon11 RMS (um)
RMS (um)
0.3285
0.328
0.3275
0.327
0.3265
0.326
76
77
78
79

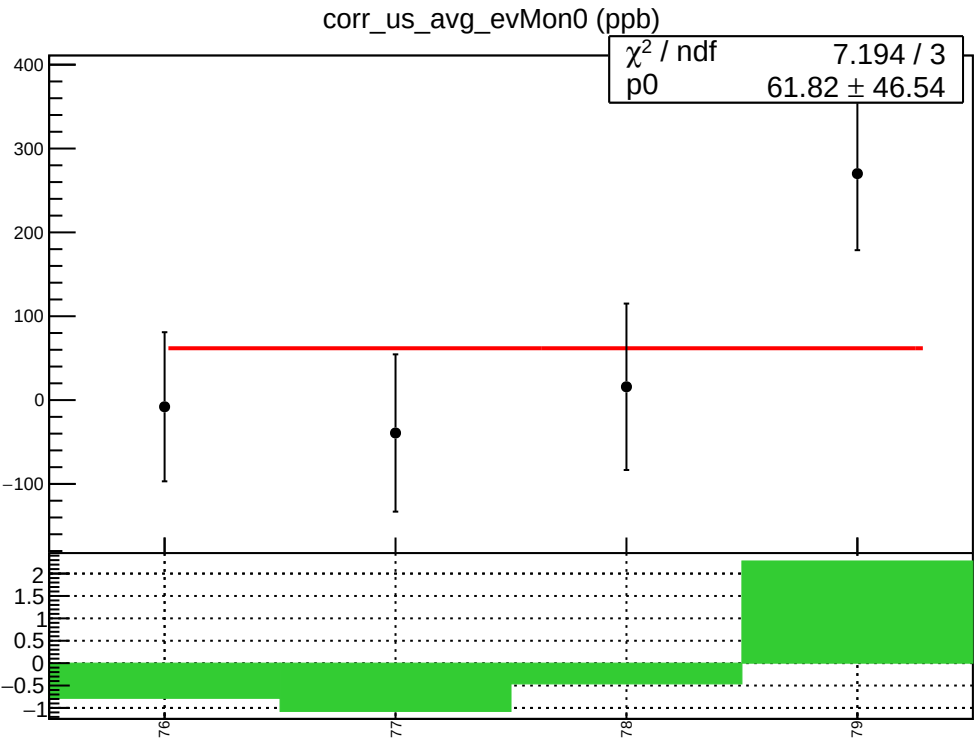
corr_us_avg_evMon0 (ppb)
χ² / ndf 7.194 / 3
p0 61.82 ± 46.54
400
300
200
100
0
−100
2
1.5
1
0.5
0
−0.5
−1
76
77
78
79

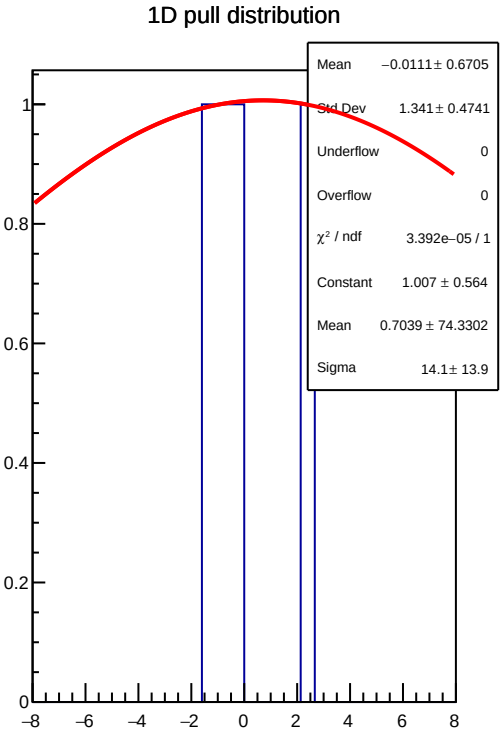
1D pull distribution
Mean −0.0111 ± 0.6705
Std Dev 1.341 ± 0.4741
Underflow 0
Overflow 0
χ² / ndf 3.392e−05 / 1
Constant 1.007 ± 0.564
Mean 0.7039 ± 74.3302
Sigma 14.1 ± 13.9
1
0.8
0.6
0.4
0.2
0
−8
−6
−4
−2
0
2
4
6
8

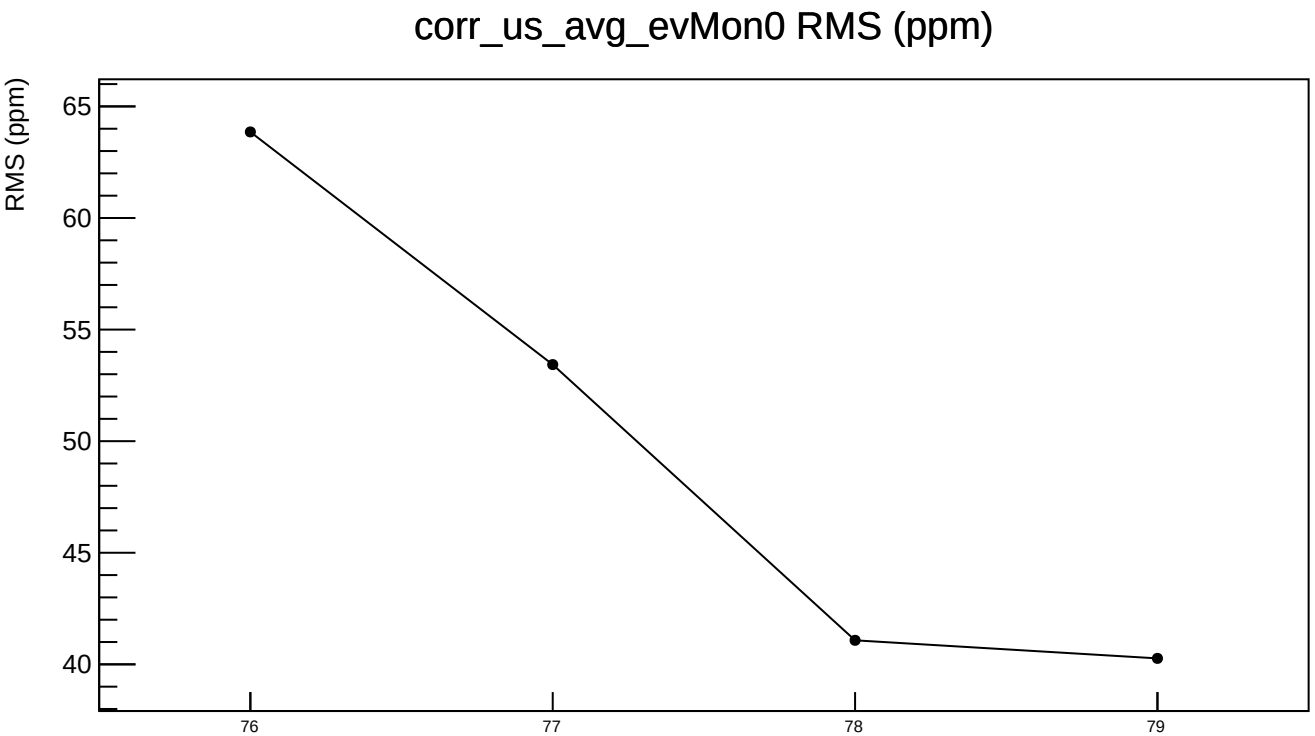
corr_us_avg_evMon0 RMS (ppm)
RMS (ppm)
65
60
55
50
45
40
76
77
78
79

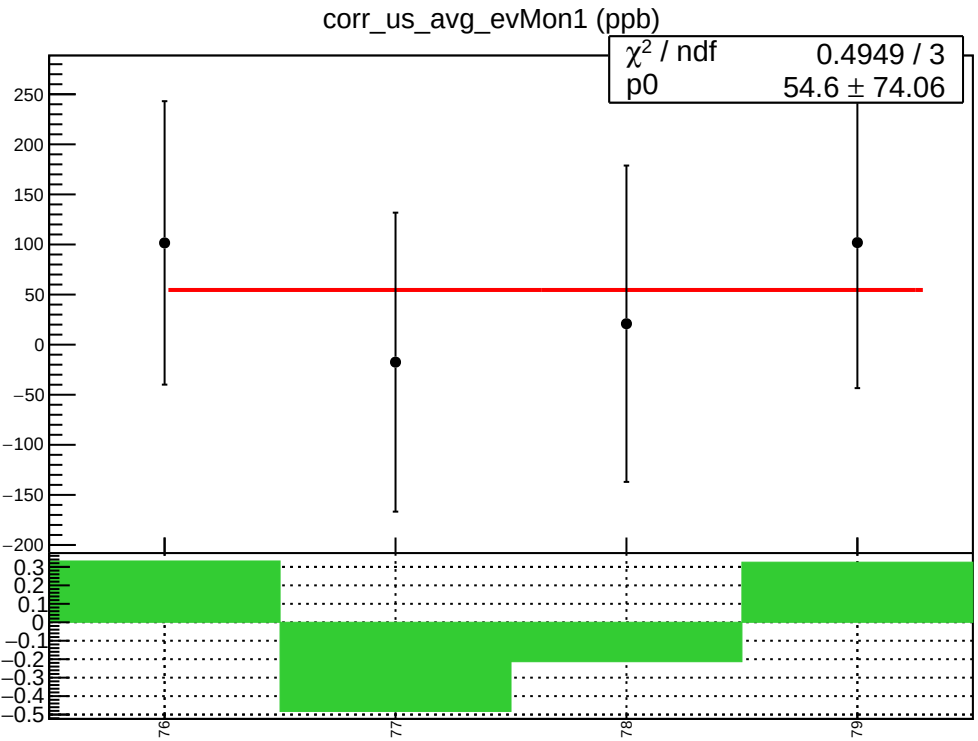
corr_us_avg_evMon1 (ppb)
χ² / ndf 0.4949 / 3
p0 54.6 ± 74.06
250
200
150
100
50
0
−50
−100
−150
−200
0.3
0.2
0.1
0
−0.1
−0.2
−0.3
−0.4
−0.5
76
77
78
79

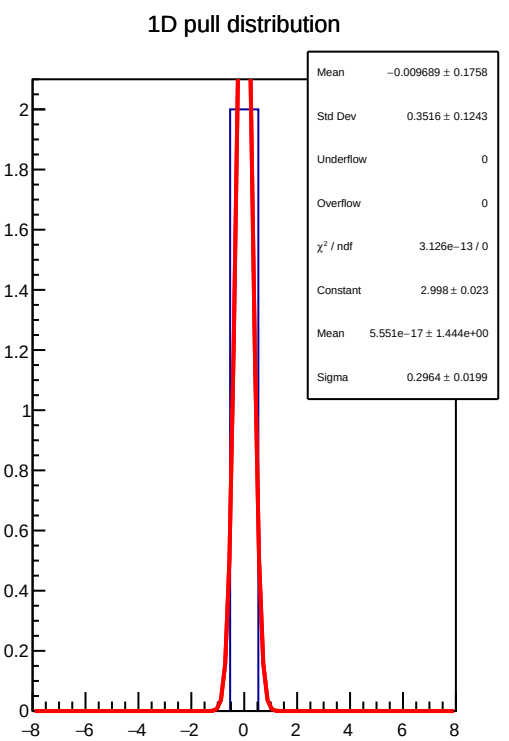
1D pull distribution
Mean −0.009689 ± 0.1758
Std Dev 0.3516 ± 0.1243
Underflow 0
Overflow 0
χ² / ndf 3.126e−13 / 0
Constant 2.998 ± 0.023
Mean 5.551e−17 ± 1.444e+00
Sigma 0.2964 ± 0.0199
2
1.8
1.6
1.4
1.2
1
0.8
0.6
0.4
0.2
0
−8
−6
−4
−2
0
2
4
6
8

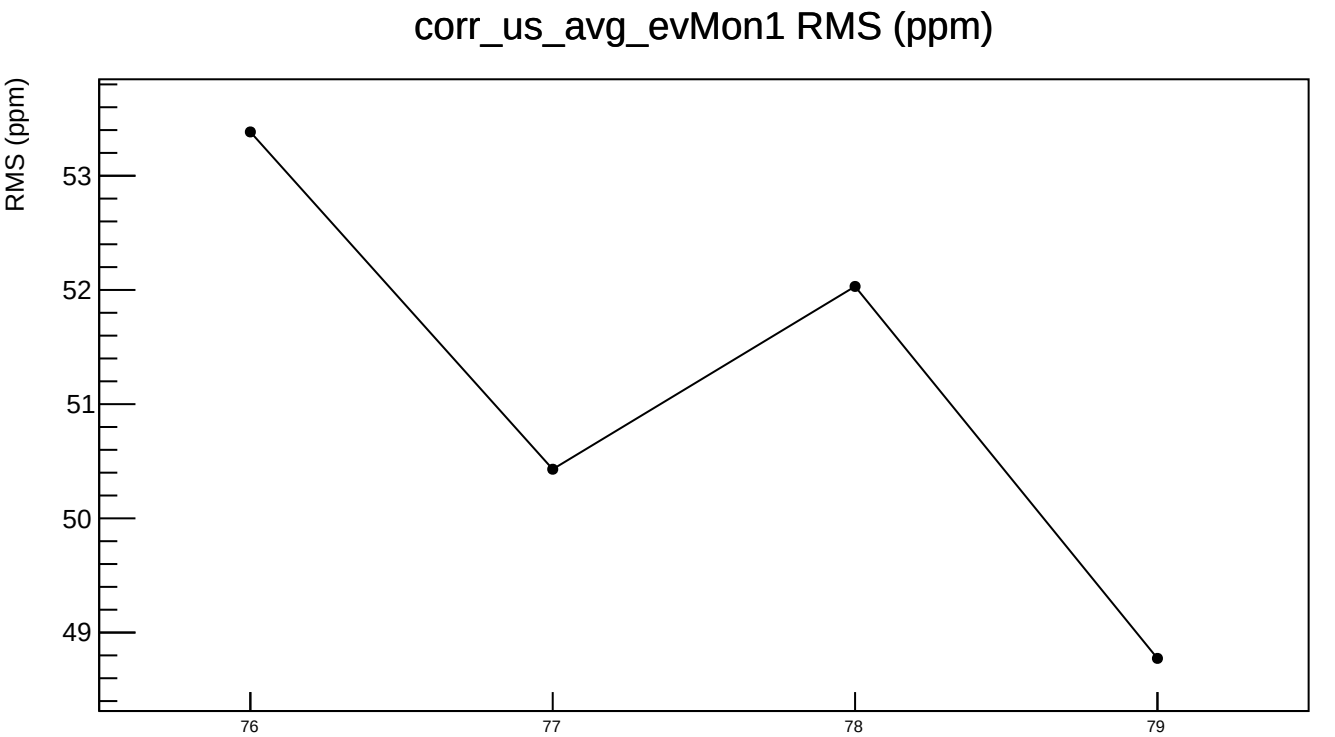
corr_us_avg_evMon1 RMS (ppm)
RMS (ppm)
53
52
51
50
49
76
77
78
79

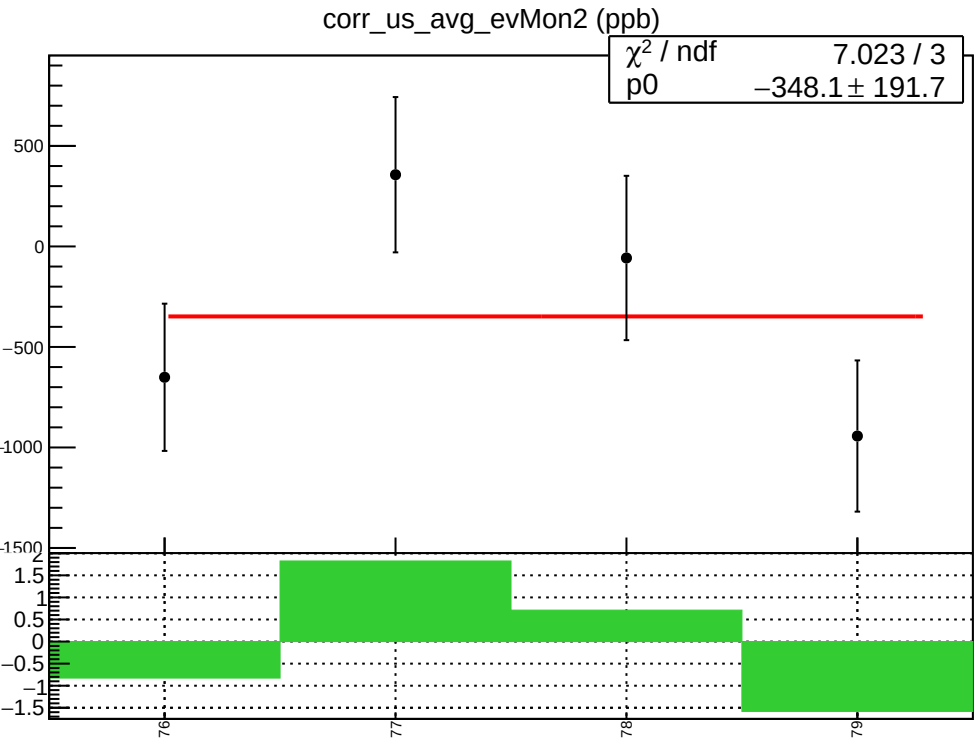
corr_us_avg_evMon2 (ppb)
χ² / ndf 7.023 / 3
p0 −348.1 ± 191.7
500
0
−500
−1000
−1500
2
1.5
1
0.5
0
−0.5
−1
−1.5
76
77
78
79

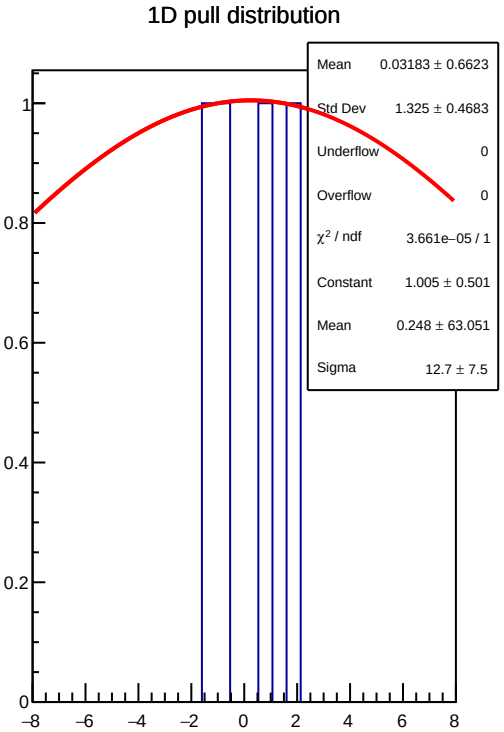
1D pull distribution
Mean 0.03183 ± 0.6623
Std Dev 1.325 ± 0.4683
Underflow 0
Overflow 0
χ² / ndf 3.661e−05 / 1
Constant 1.005 ± 0.501
Mean 0.248 ± 63.051
Sigma 12.7 ± 7.5
1
0.8
0.6
0.4
0.2
0
−8
−6
−4
−2
0
2
4
6
8

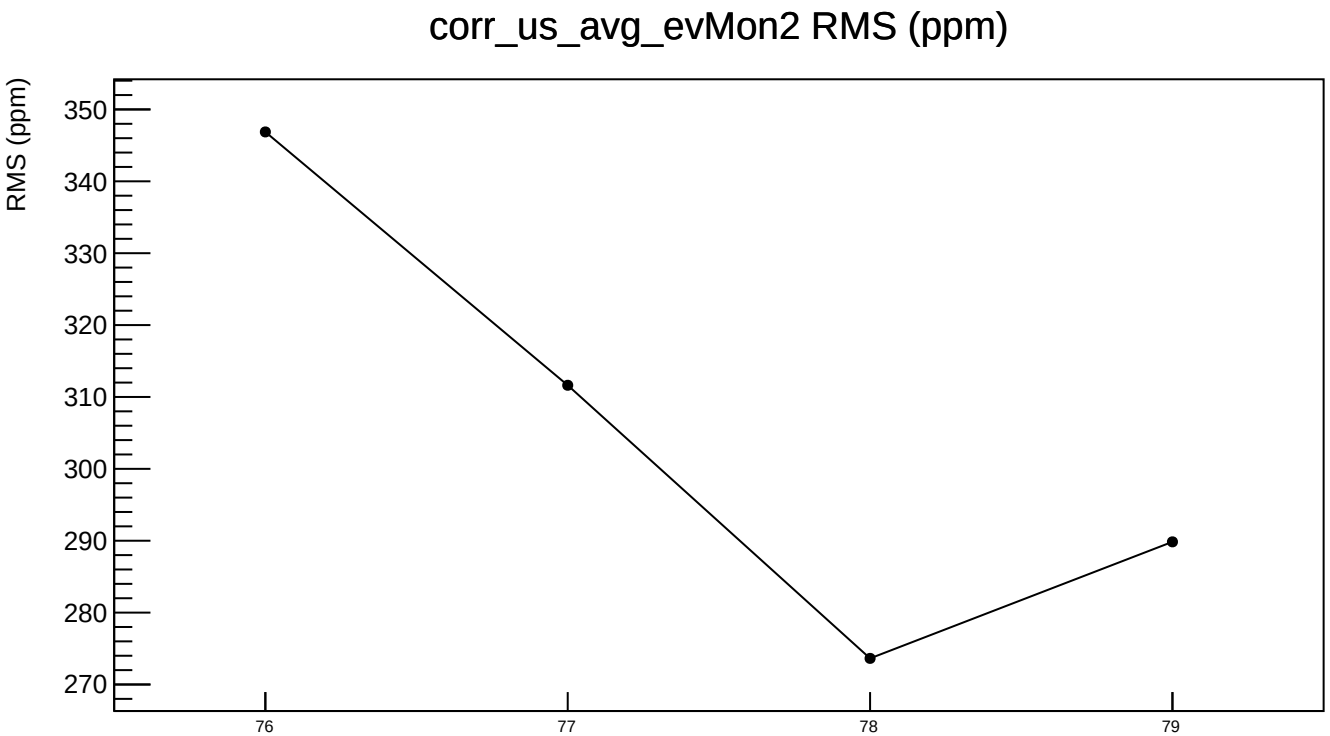
corr_us_avg_evMon2 RMS (ppm)
RMS (ppm)
350
340
330
320
310
300
290
280
270
76
77
78
79

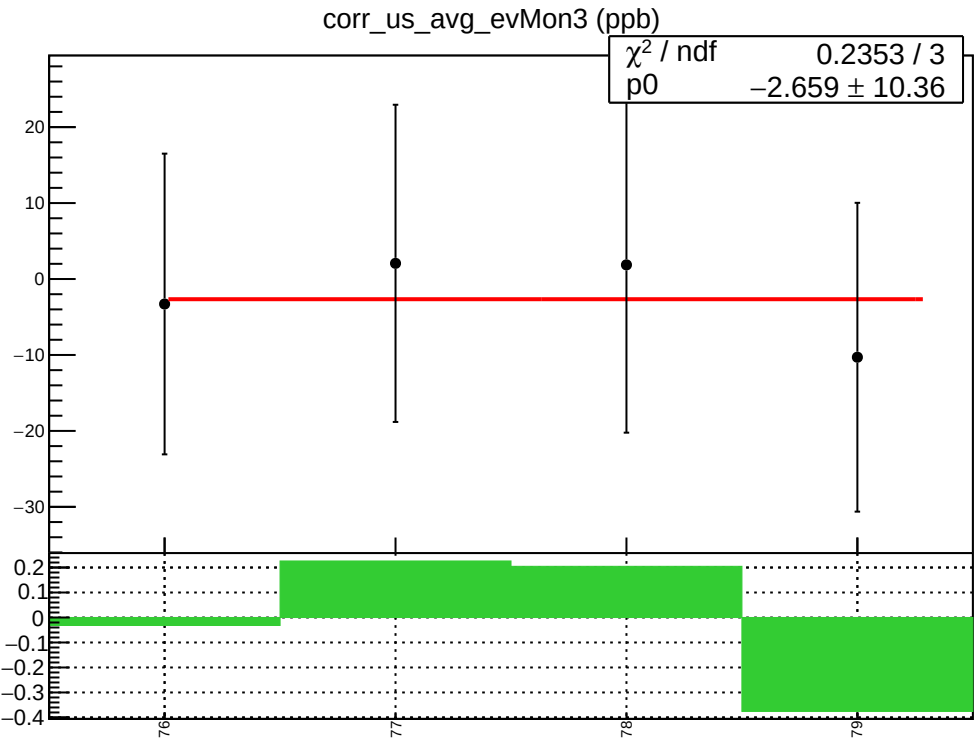
corr_us_avg_evMon3 (ppb)
χ² / ndf 0.2353 / 3
p0 −2.659 ± 10.36
20
10
0
−10
−20
−30
0.2
0.1
0
−0.1
−0.2
−0.3
−0.4
76
77
78
79

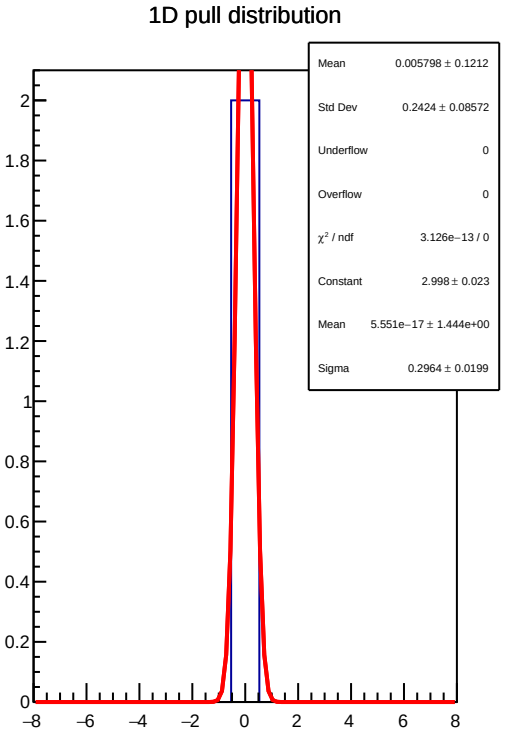
1D pull distribution
Mean 0.005798 ± 0.1212
Std Dev 0.2424 ± 0.08572
Underflow 0
Overflow 0
χ² / ndf 3.126e−13 / 0
Constant 2.998 ± 0.023
Mean 5.551e−17 ± 1.444e+00
Sigma 0.2964 ± 0.0199
2
1.8
1.6
1.4
1.2
1
0.8
0.6
0.4
0.2
0
−8
−6
−4
−2
0
2
4
6
8

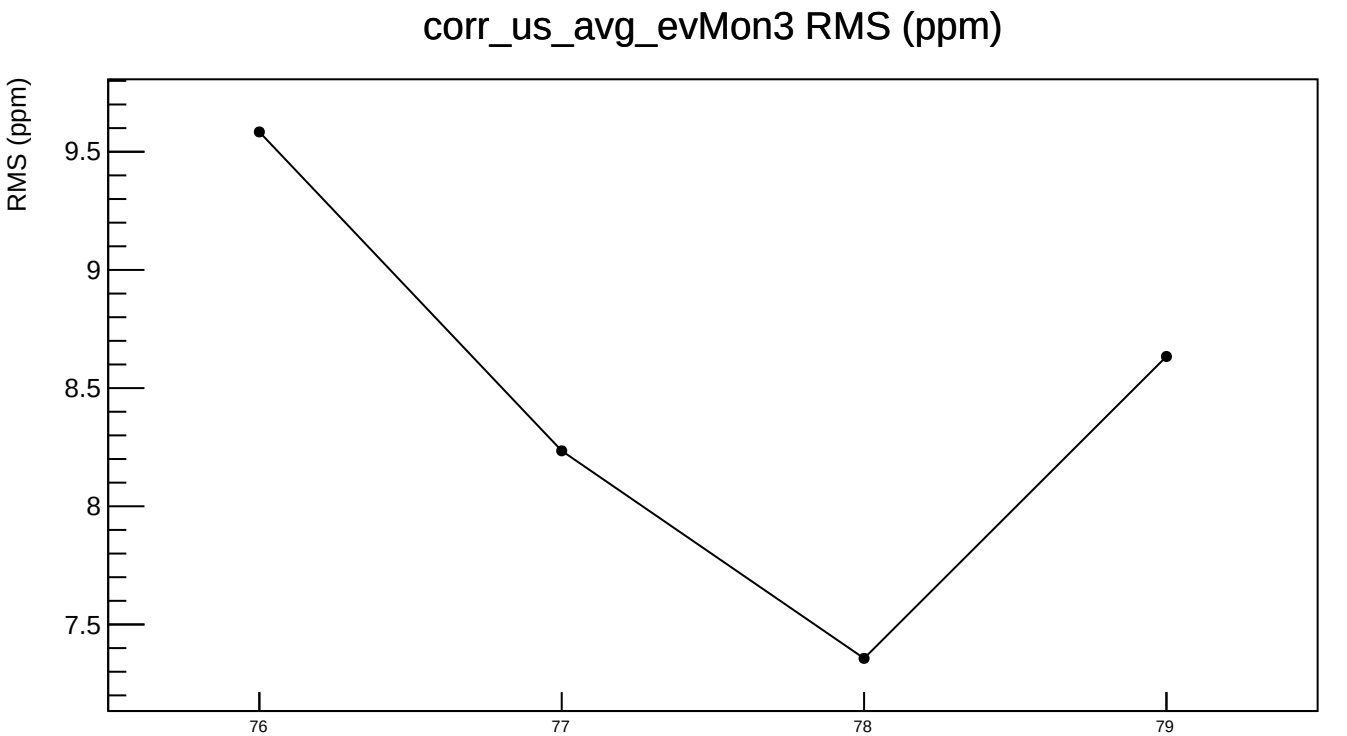
corr_us_avg_evMon3 RMS (ppm)
RMS (ppm)
9.5
9
8.5
8
7.5
76
77
78
79

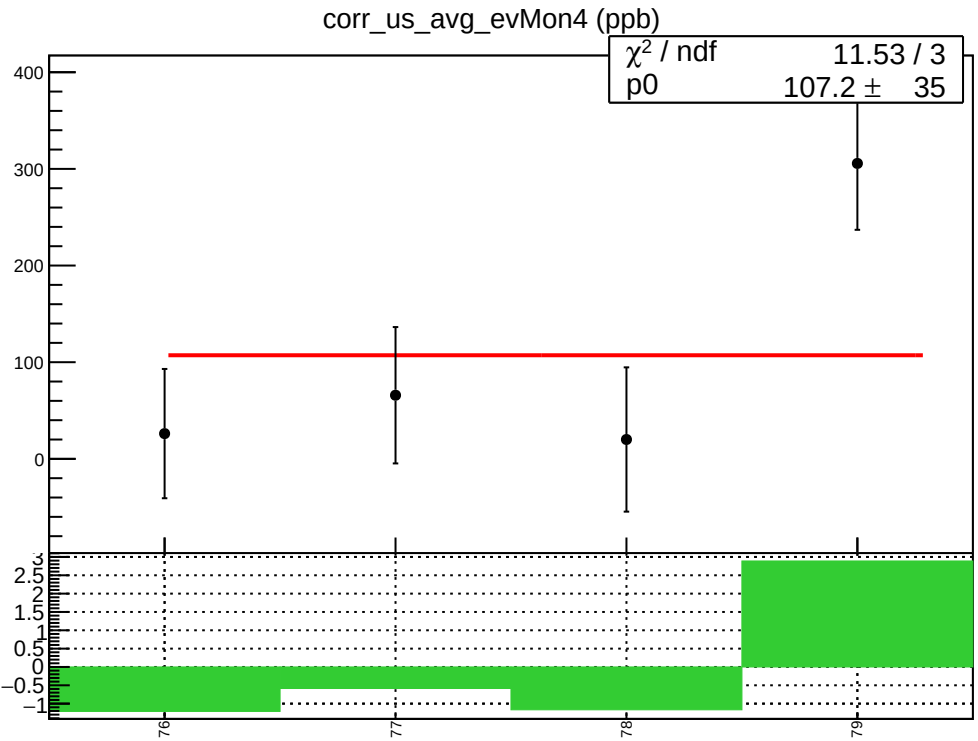
corr_us_avg_evMon4 (ppb)
χ² / ndf 11.53 / 3
p0 107.2 ± 35
400
300
200
100
0
3
2.5
2
1.5
1
0.5
0
−0.5
−1
76
77
78
79

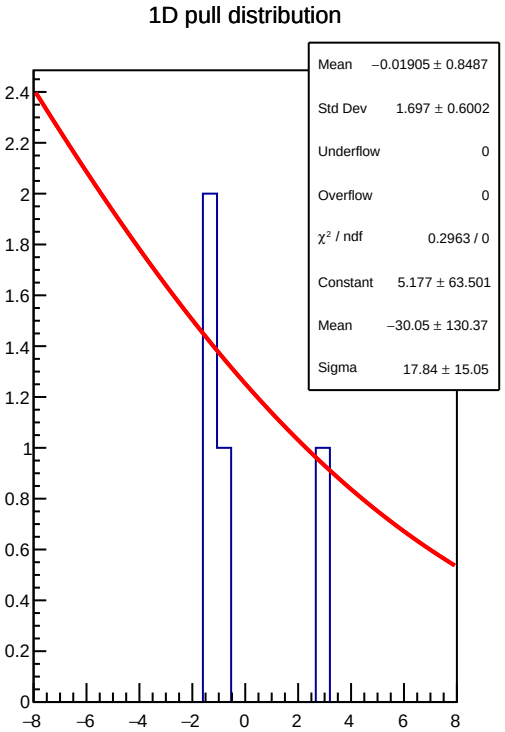
1D pull distribution
Mean −0.01905 ± 0.8487
Std Dev 1.697 ± 0.6002
Underflow 0
Overflow 0
χ² / ndf 0.2963 / 0
Constant 5.177 ± 63.501
Mean −30.05 ± 130.37
Sigma 17.84 ± 15.05
2.4
2.2
2
1.8
1.6
1.4
1.2
1
0.8
0.6
0.4
0.2
0
−8
−6
−4
−2
0
2
4
6
8

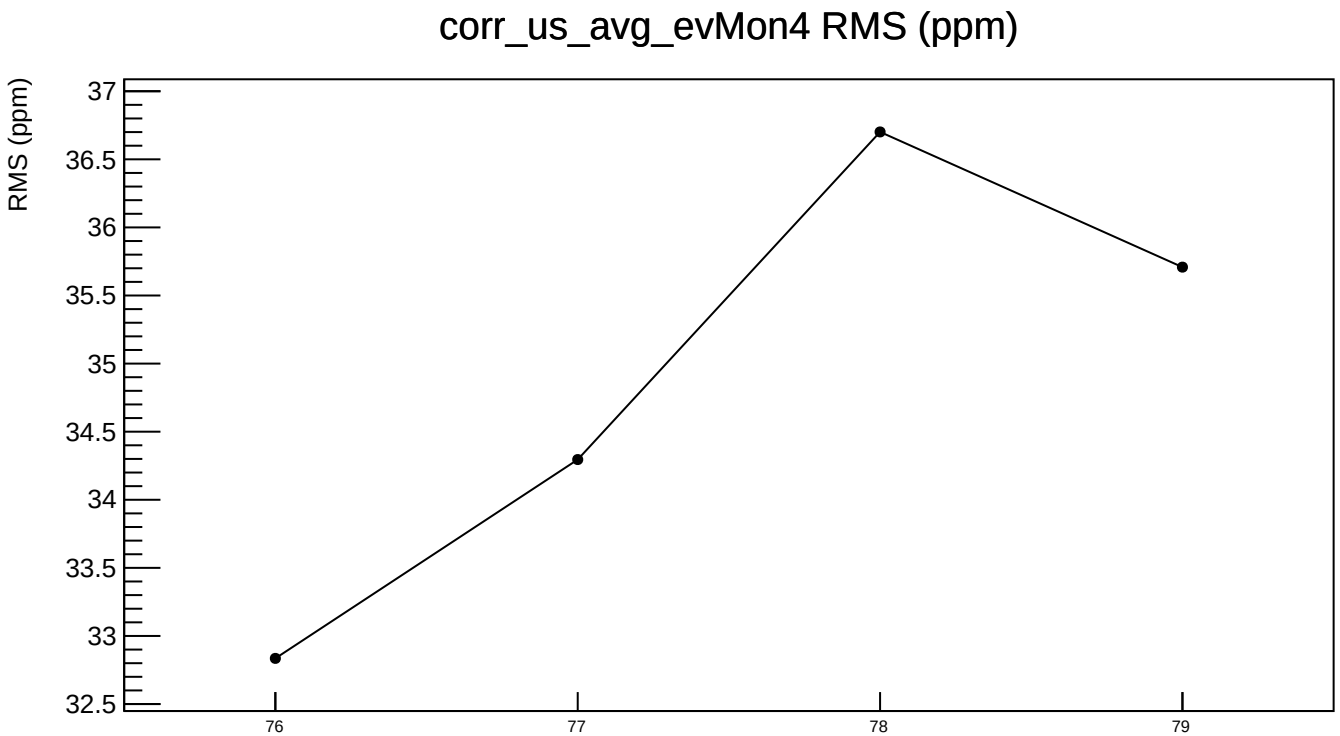
corr_us_avg_evMon4 RMS (ppm)
RMS (ppm)
37
36.5
36
35.5
35
34.5
34
33.5
33
32.5
76
77
78
79

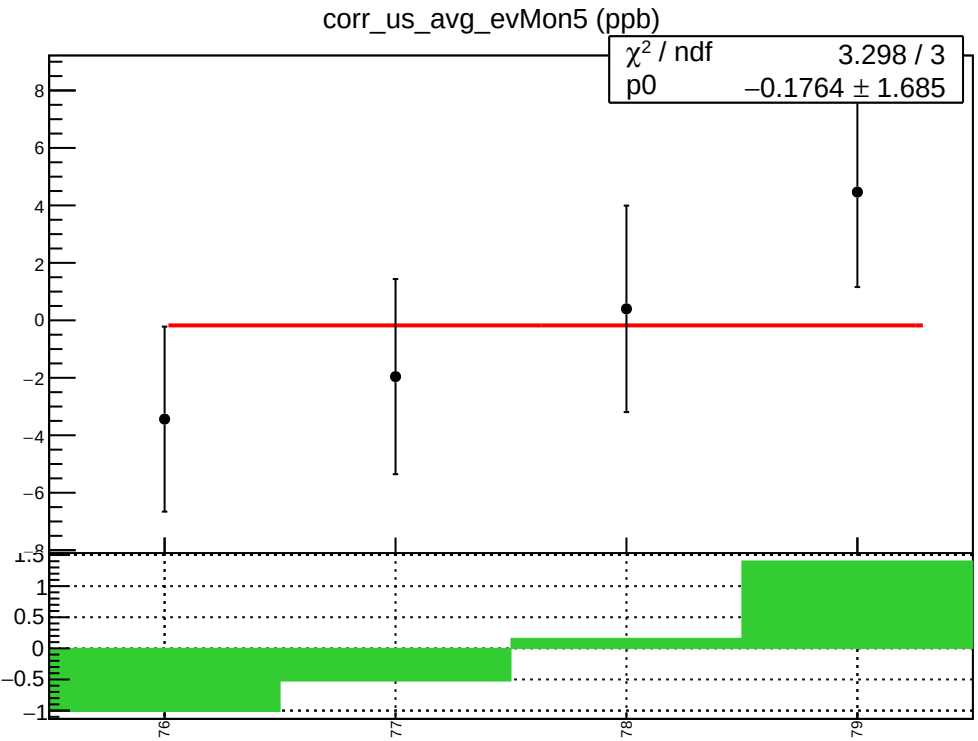
corr_us_avg_evMon5 (ppb)
χ² / ndf 3.298 / 3
p0 −0.1764 ± 1.685
8
6
4
2
0
−2
−4
−6
−8
1.5
1
0.5
0
−0.5
−1
76
77
78
79

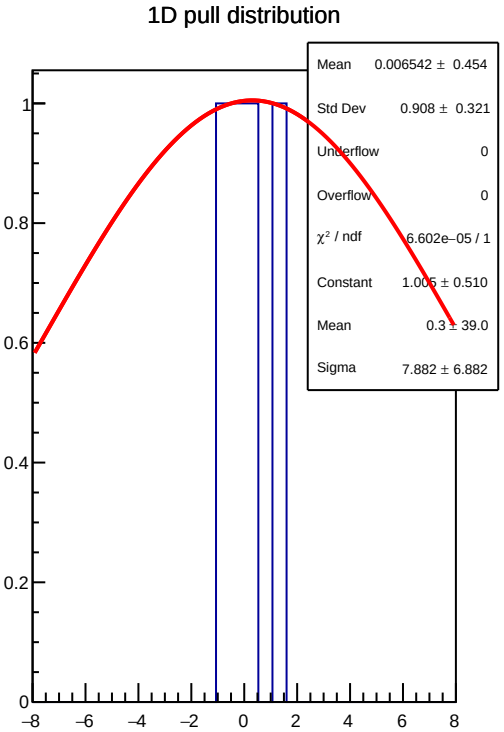
1D pull distribution
Mean 0.006542 ± 0.454
Std Dev 0.908 ± 0.321
Underflow 0
Overflow 0
χ² / ndf 6.602e−05 / 1
Constant 1.005 ± 0.510
Mean 0.3 ± 39.0
Sigma 7.882 ± 6.882
1
0.8
0.6
0.4
0.2
0
−8
−6
−4
−2
0
2
4
6
8

corr_us_avg_evMon5 RMS (ppm)

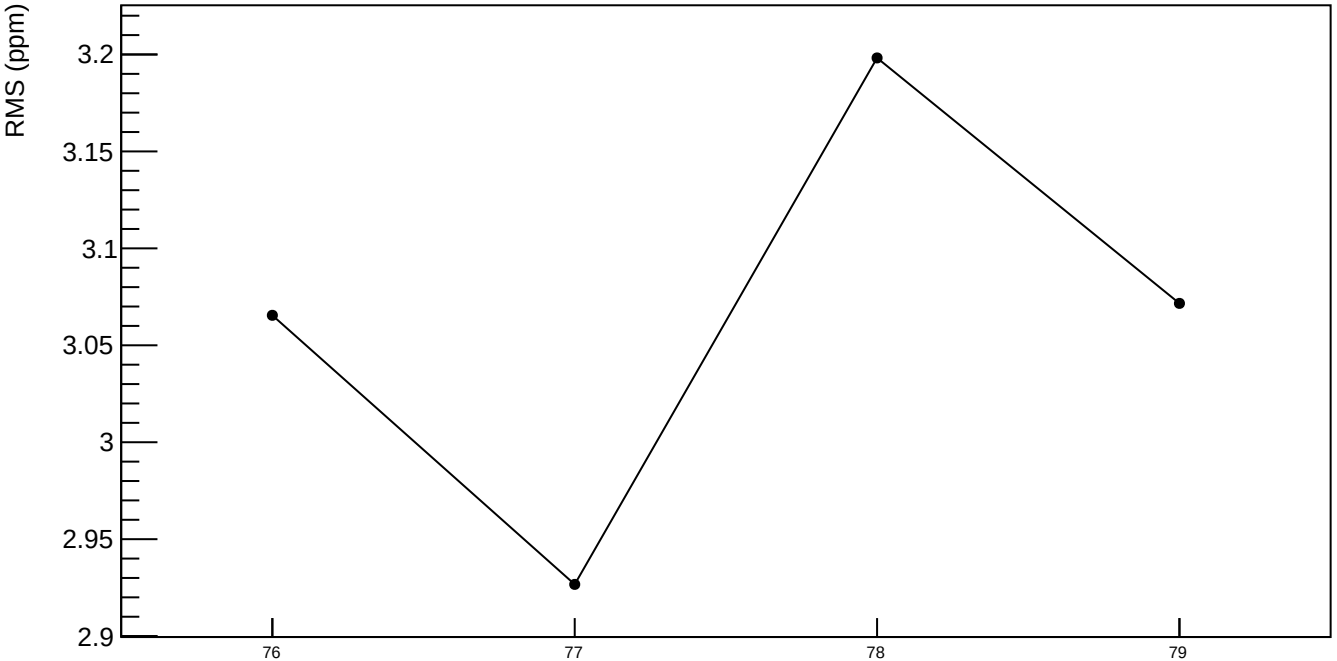

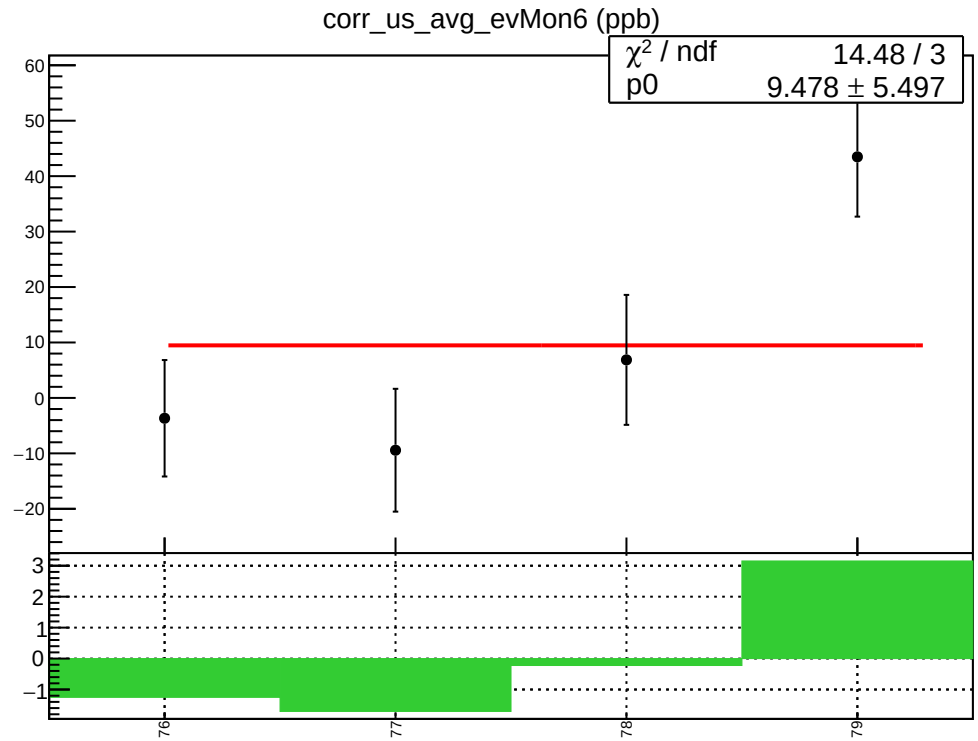
corr_us_avg_evMon6 (ppb)
χ² / ndf 14.48 / 3
p0 9.478 ± 5.497
60
50
40
30
20
10
0
−10
−20
3
2
1
0
−1
76
77
78
79

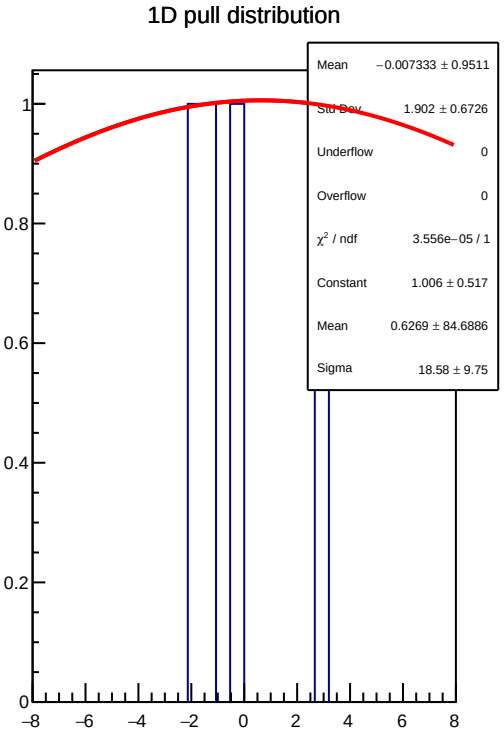
1D pull distribution
Mean −0.007333 ± 0.9511
Std Dev 1.902 ± 0.6726
Underflow 0
Overflow 0
χ² / ndf 3.556e−05 / 1
Constant 1.006 ± 0.517
Mean 0.6269 ± 84.6886
Sigma 18.58 ± 9.75
1
0.8
0.6
0.4
0.2
0
−8
−6
−4
−2
0
2
4
6
8

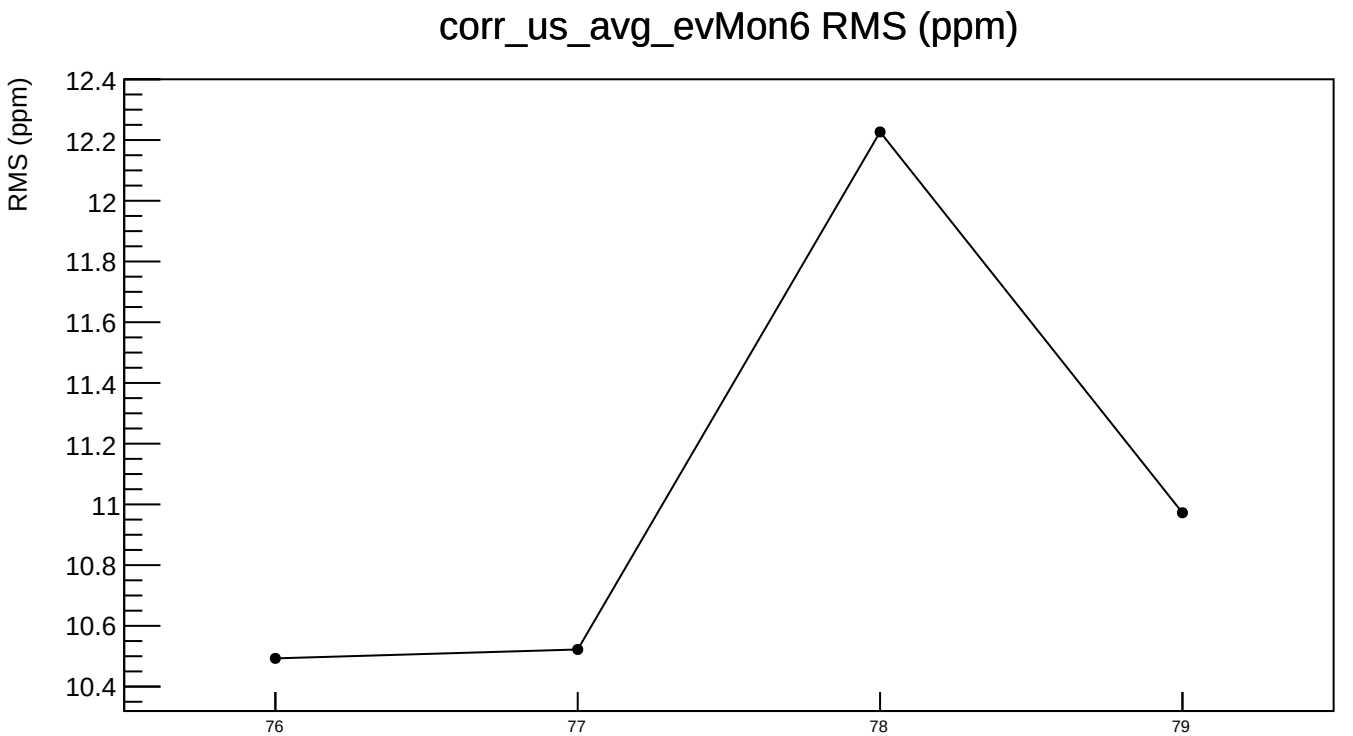
corr_us_avg_evMon6 RMS (ppm)
RMS (ppm)
12.4
12.2
12
11.8
11.6
11.4
11.2
11
10.8
10.6
10.4
76
77
78
79

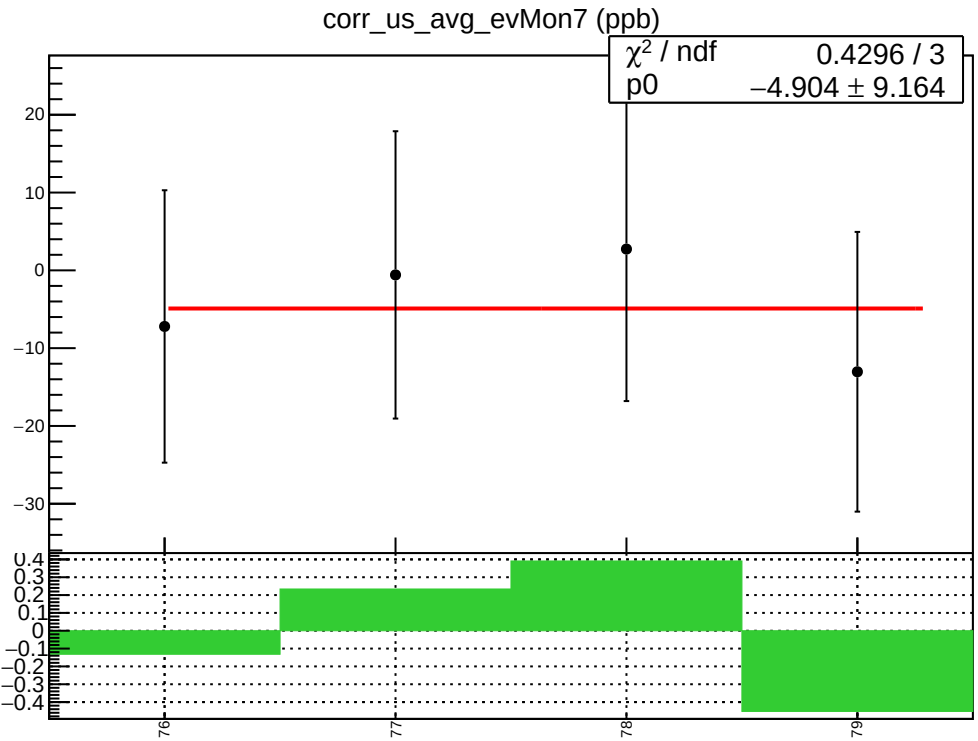
corr_us_avg_evMon7 (ppb)
χ² / ndf 0.4296 / 3
p0 −4.904 ± 9.164
20
10
0
−10
−20
−30
0.4
0.3
0.2
0.1
0
−0.1
−0.2
−0.3
−0.4
76
77
78
79

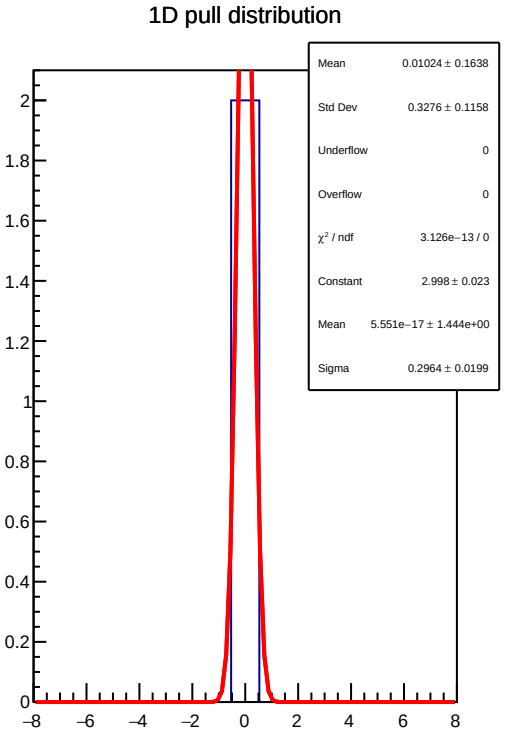
1D pull distribution
Mean 0.01024 ± 0.1638
Std Dev 0.3276 ± 0.1158
Underflow 0
Overflow 0
χ² / ndf 3.126e−13 / 0
Constant 2.998 ± 0.023
Mean 5.551e−17 ± 1.444e+00
Sigma 0.2964 ± 0.0199
2
1.8
1.6
1.4
1.2
1
0.8
0.6
0.4
0.2
0
−8
−6
−4
−2
0
2
4
6
8

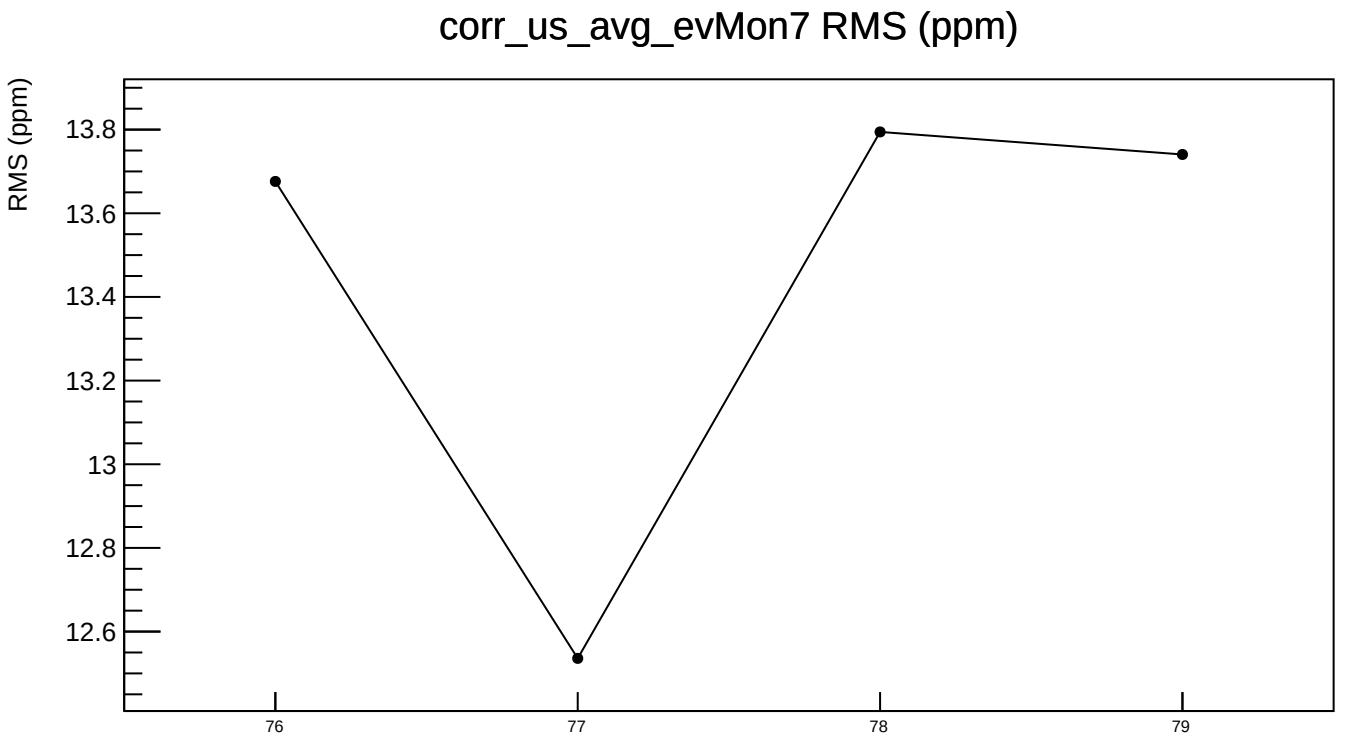
corr_us_avg_evMon7 RMS (ppm)
RMS (ppm)
13.8
13.6
13.4
13.2
13
12.8
12.6
76
77
78
79

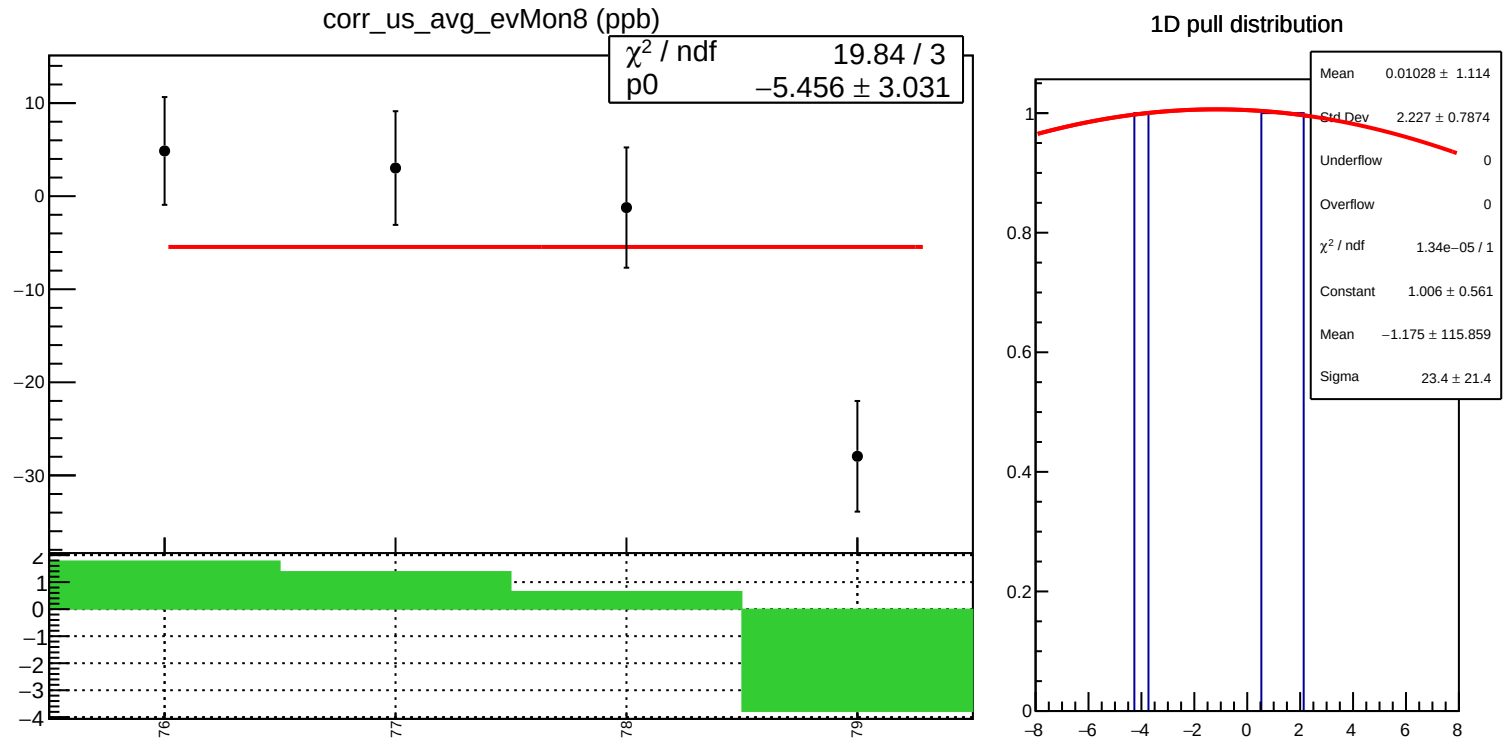
corr_us_avg_evMon8 (ppb)
χ² / ndf 19.84 / 3
p0 −5.456 ± 3.031
1D pull distribution
Mean 0.01028 ± 1.114
Std Dev 2.227 ± 0.7874
Underflow 0
Overflow 0
χ² / ndf 1.34e−05 / 1
Constant 1.006 ± 0.561
Mean −1.175 ± 115.859
Sigma 23.4 ± 21.4

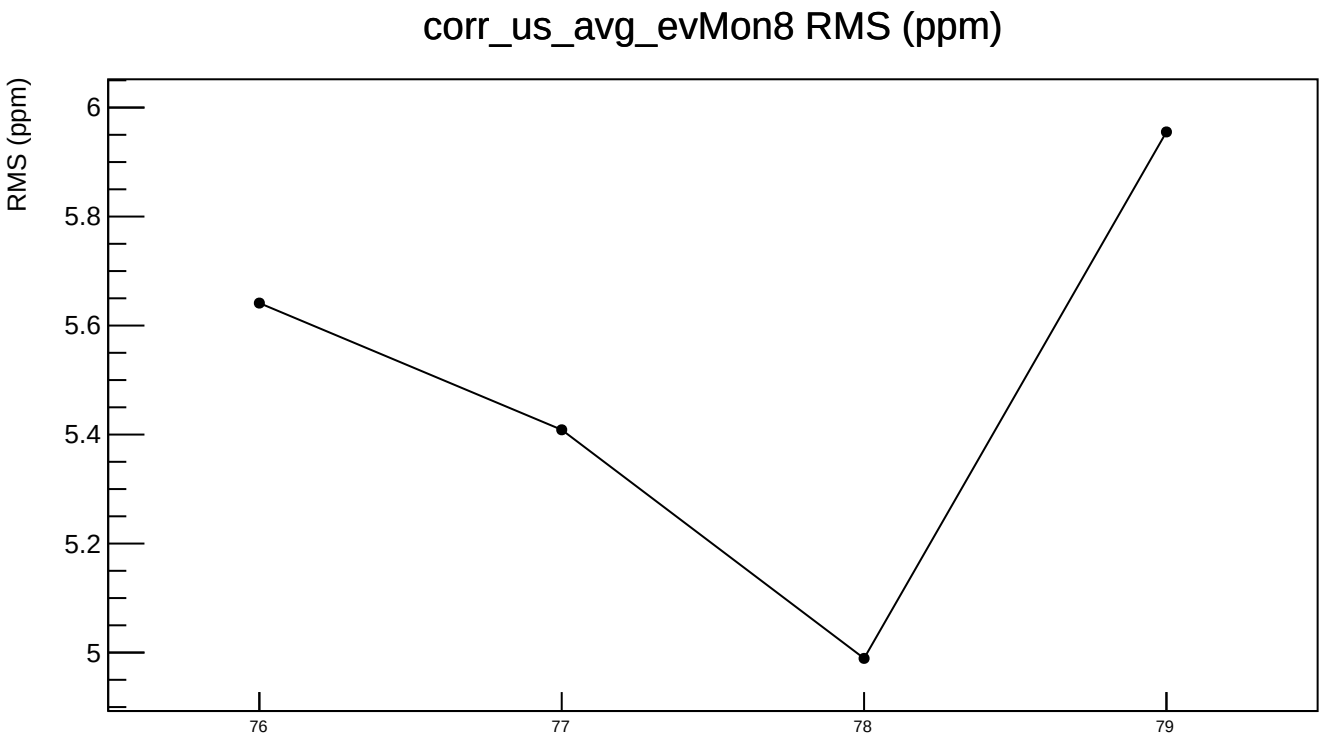
corr_us_avg_evMon8 RMS (ppm)
RMS (ppm)
6
5.8
5.6
5.4
5.2
5
76
77
78
79

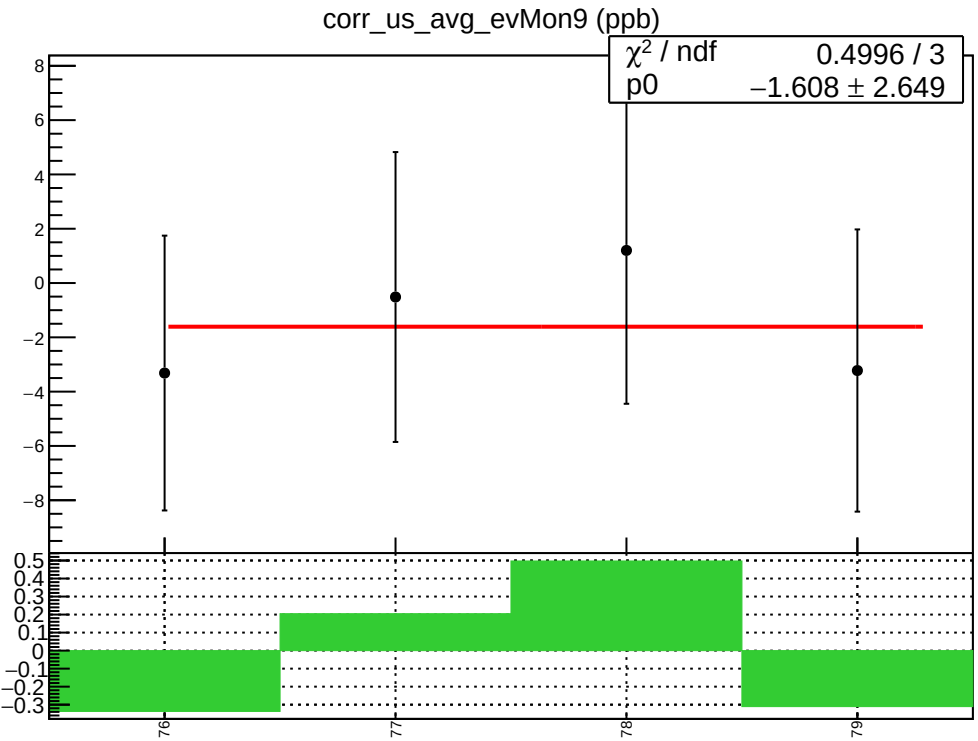
corr_us_avg_evMon9 (ppb)
χ² / ndf 0.4996 / 3
p0 −1.608 ± 2.649
8
6
4
2
0
−2
−4
−6
−8
0.5
0.4
0.3
0.2
0.1
0
−0.1
−0.2
−0.3
76
77
78
79

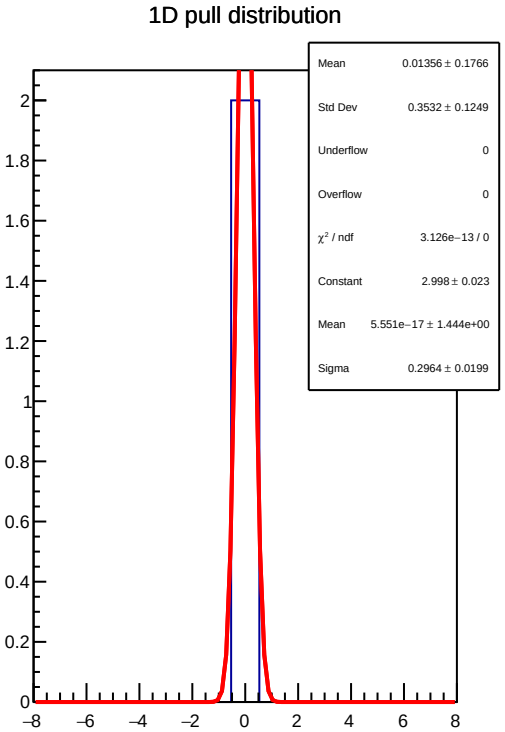
1D pull distribution
Mean 0.01356 ± 0.1766
Std Dev 0.3532 ± 0.1249
Underflow 0
Overflow 0
χ² / ndf 3.126e−13 / 0
Constant 2.998 ± 0.023
Mean 5.551e−17 ± 1.444e+00
Sigma 0.2964 ± 0.0199
2
1.8
1.6
1.4
1.2
1
0.8
0.6
0.4
0.2
0
−8
−6
−4
−2
0
2
4
6
8

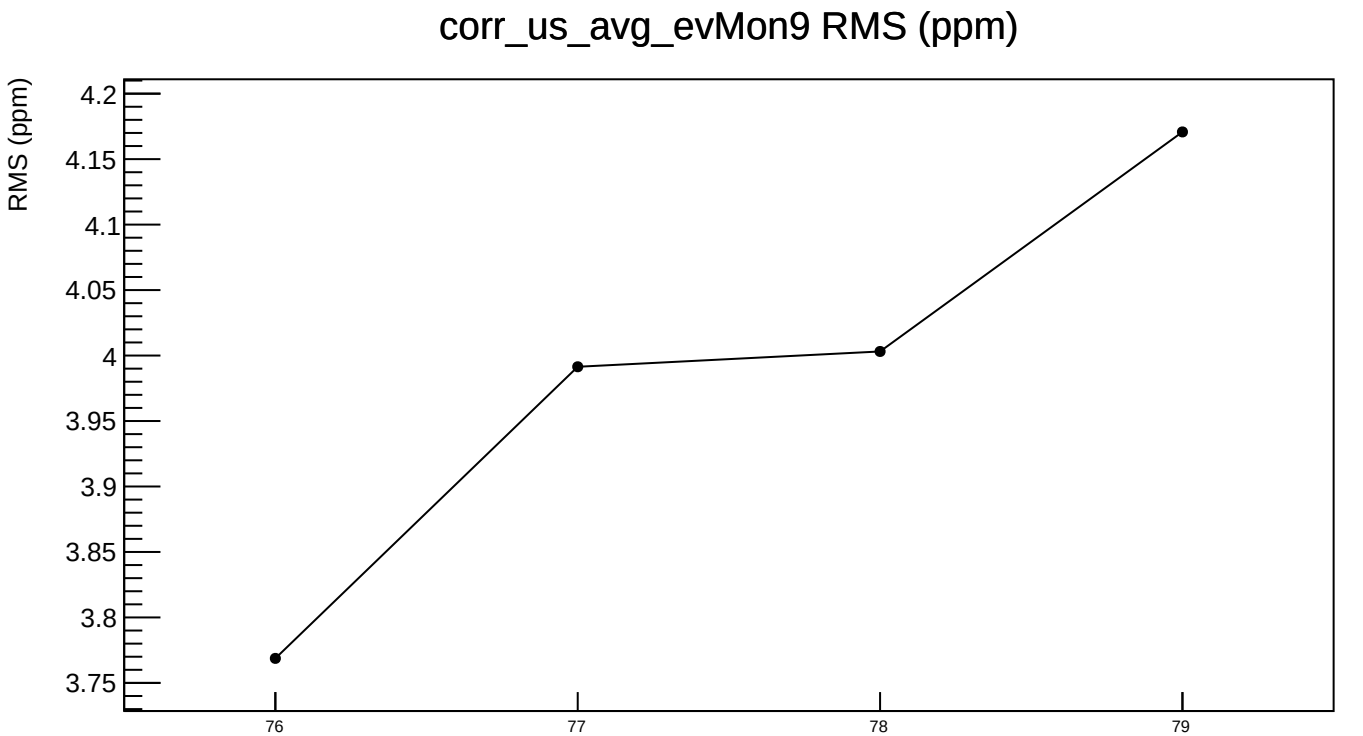
corr_us_avg_evMon9 RMS (ppm)
RMS (ppm)
4.2
4.15
4.1
4.05
4
3.95
3.9
3.85
3.8
3.75
76
77
78
79

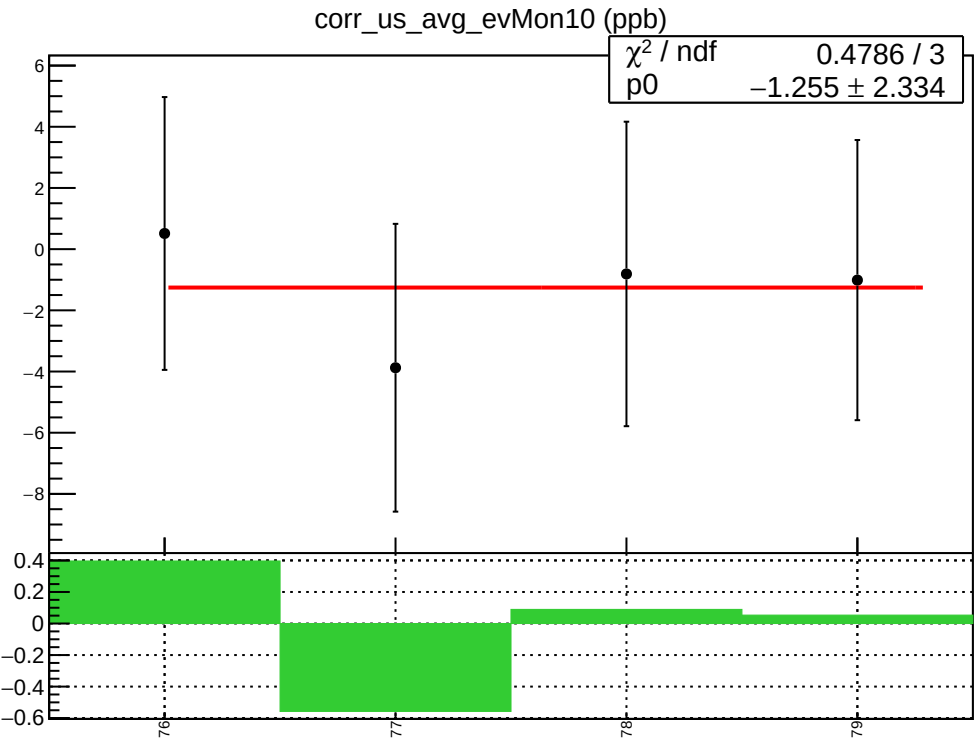
corr_us_avg_evMon10 (ppb)
χ² / ndf 0.4786 / 3
p0 −1.255 ± 2.334
6
4
2
0
−2
−4
−6
−8
0.4
0.2
0
−0.2
−0.4
−0.6
76
77
78
79

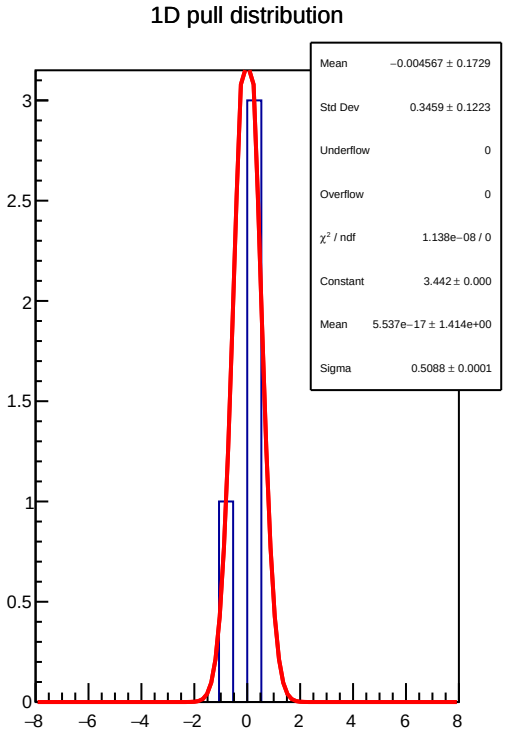
1D pull distribution
Mean −0.004567 ± 0.1729
Std Dev 0.3459 ± 0.1223
Underflow 0
Overflow 0
χ² / ndf 1.138e−08 / 0
Constant 3.442 ± 0.000
Mean 5.537e−17 ± 1.414e+00
Sigma 0.5088 ± 0.0001
3
2.5
2
1.5
1
0.5
0
−8
−6
−4
−2
0
2
4
6
8

corr_us_avg_evMon10 RMS (ppm)

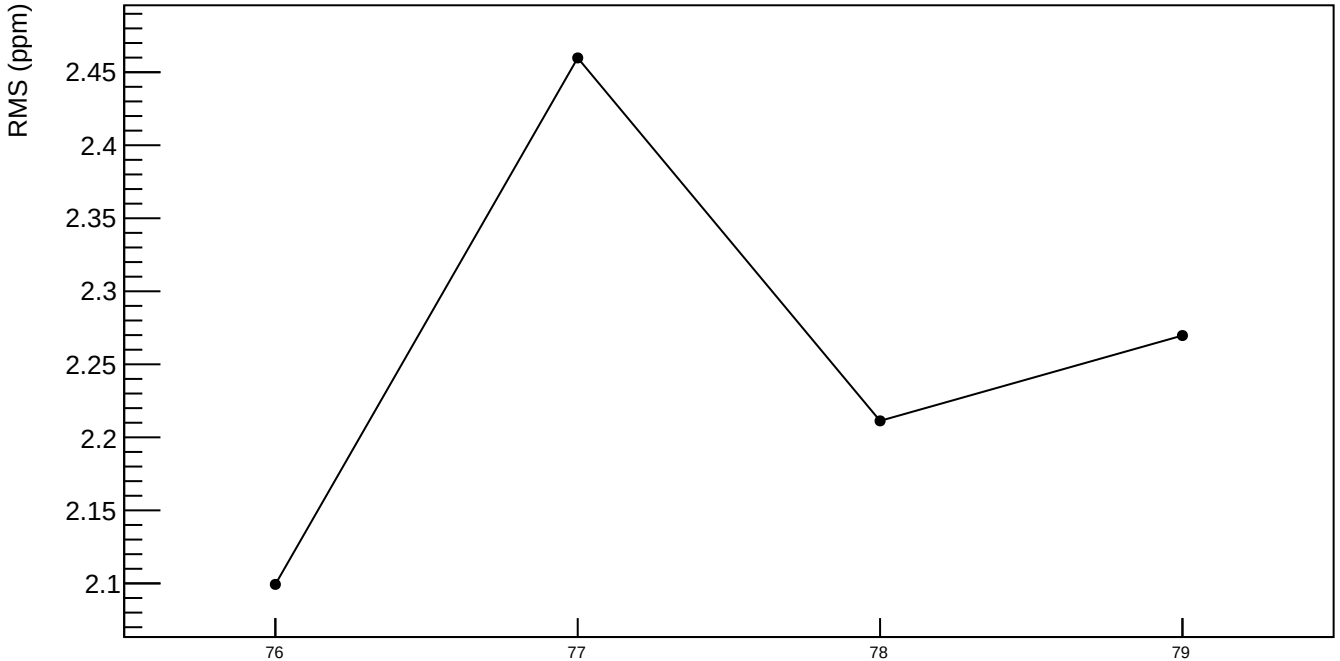

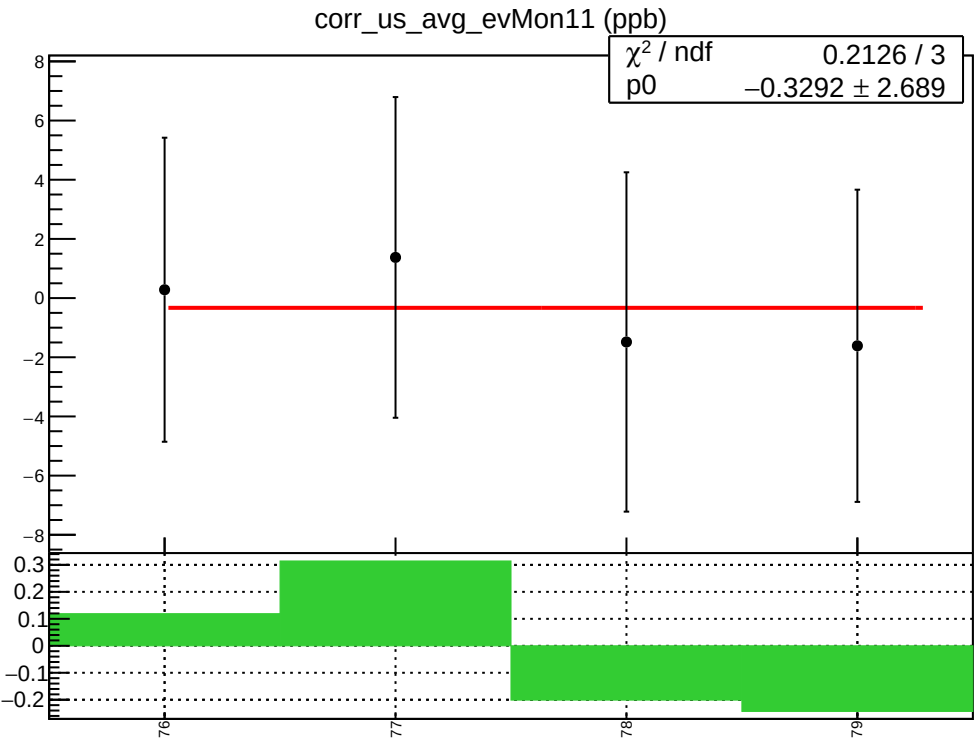
corr_us_avg_evMon11 (ppb)
χ² / ndf 0.2126 / 3
p0 −0.3292 ± 2.689
8
6
4
2
0
−2
−4
−6
−8
0.3
0.2
0.1
0
−0.1
−0.2
76
77
78
79

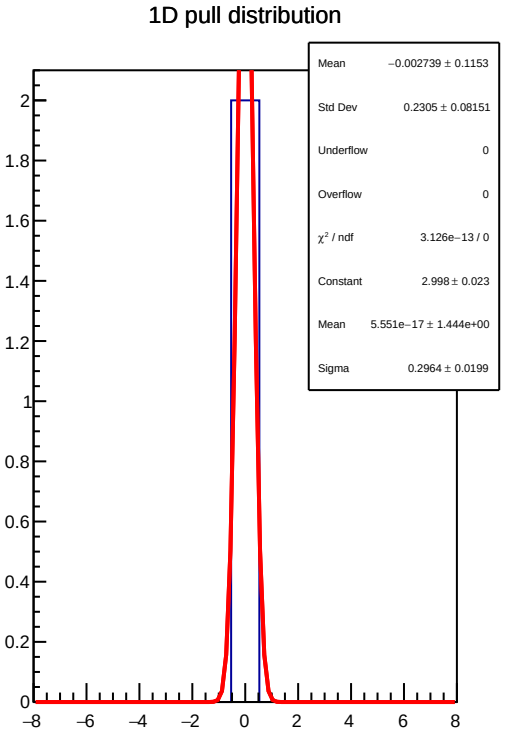
1D pull distribution
Mean −0.002739 ± 0.1153
Std Dev 0.2305 ± 0.08151
Underflow 0
Overflow 0
χ² / ndf 3.126e−13 / 0
Constant 2.998 ± 0.023
Mean 5.551e−17 ± 1.444e+00
Sigma 0.2964 ± 0.0199
2
1.8
1.6
1.4
1.2
1
0.8
0.6
0.4
0.2
0
−8
−6
−4
−2
0
2
4
6
8

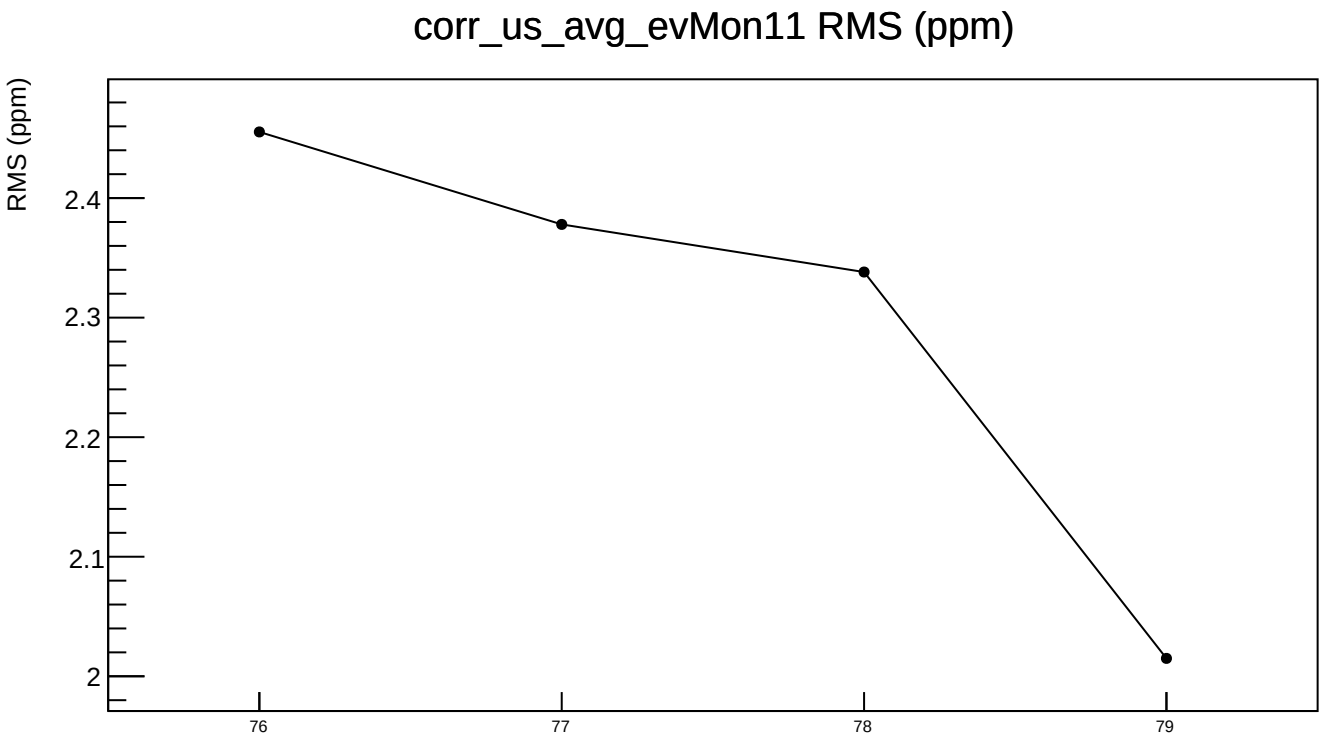
corr_us_avg_evMon11 RMS (ppm)
RMS (ppm)
2.4
2.3
2.2
2.1
2
76
77
78
79

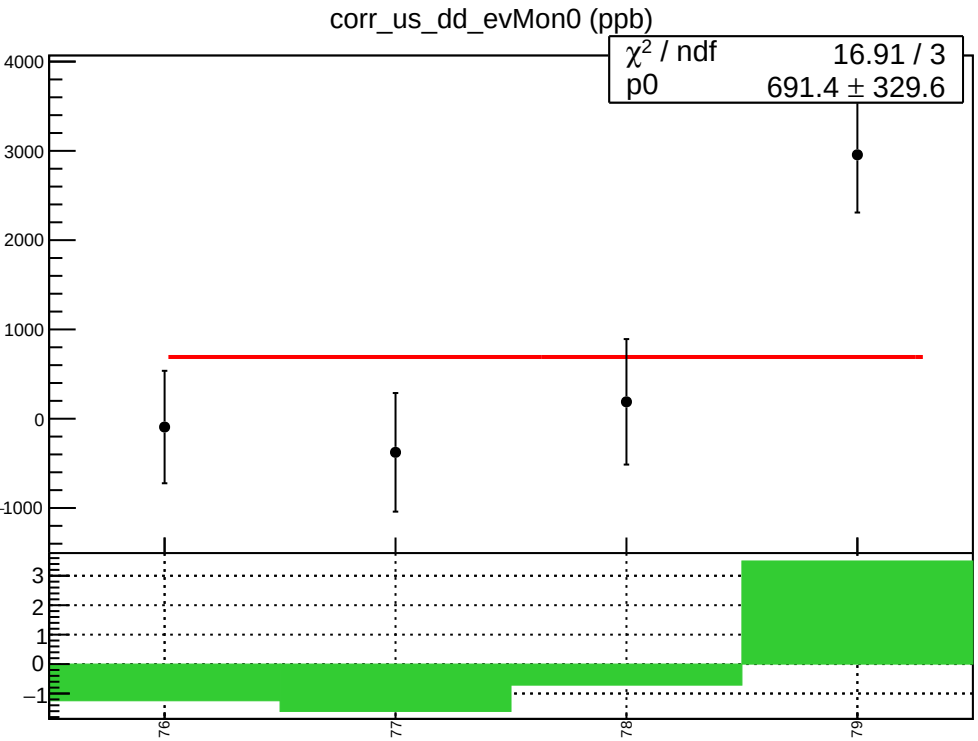
corr_us_dd_evMon0 (ppb)
χ² / ndf 16.91 / 3
p0 691.4 ± 329.6
4000
3000
2000
1000
0
-1000
3
2
1
0
−1
76
77
78
79

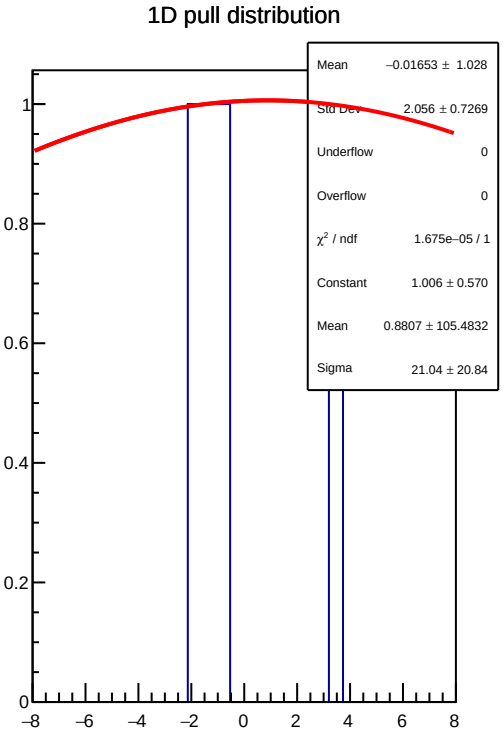
1D pull distribution
Mean −0.01653 ± 1.028
Std Dev 2.056 ± 0.7269
Underflow 0
Overflow 0
χ² / ndf 1.675e−05 / 1
Constant 1.006 ± 0.570
Mean 0.8807 ± 105.4832
Sigma 21.04 ± 20.84
1
0.8
0.6
0.4
0.2
0
−8
−6
−4
−2
0
2
4
6
8

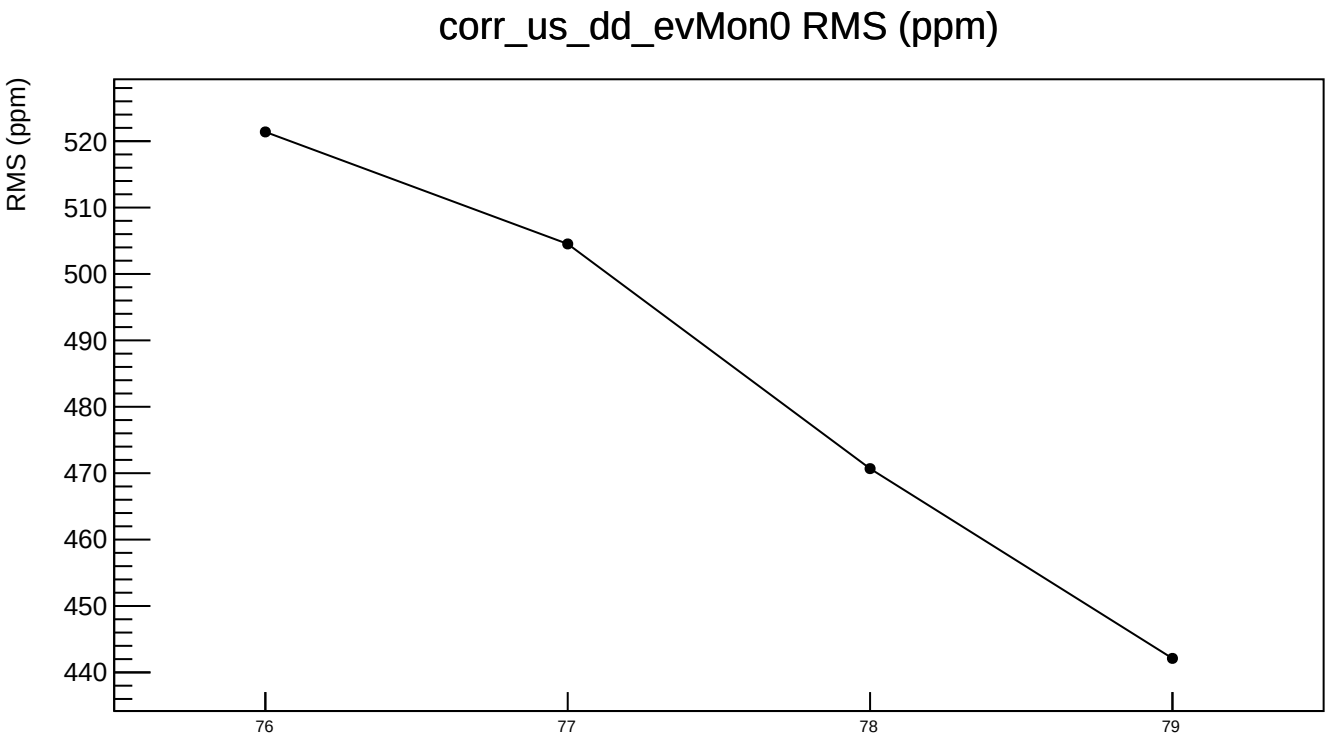
corr_us_dd_evMon0 RMS (ppm)
RMS (ppm)
520
510
500
490
480
470
460
450
440
76
77
78
79

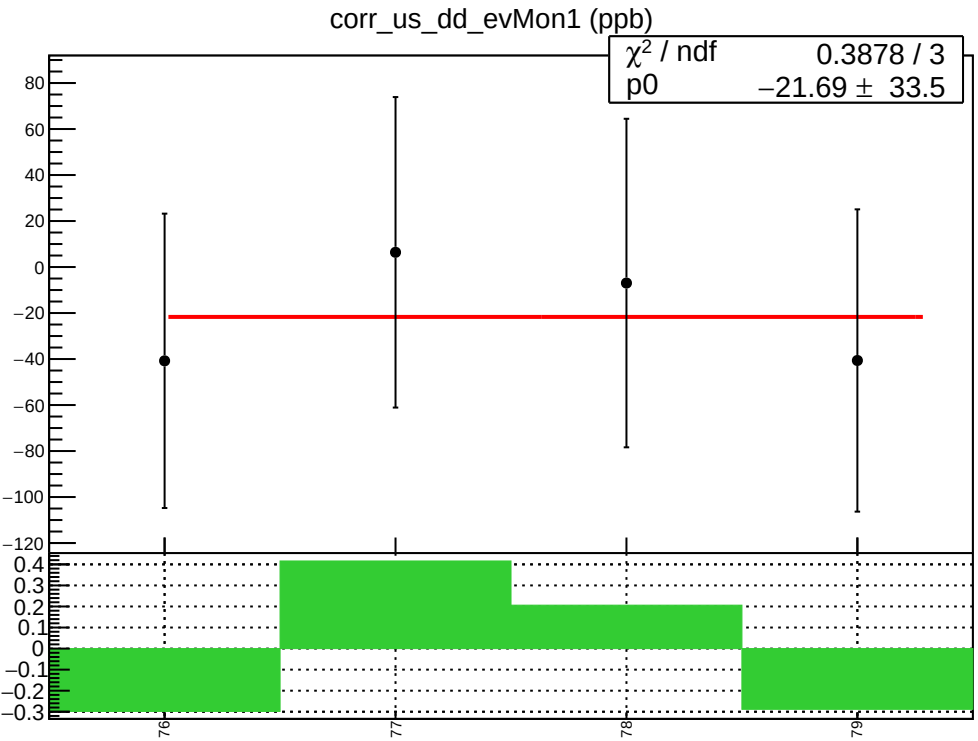
corr_us_dd_evMon1 (ppb)
χ² / ndf 0.3878 / 3
p0 −21.69 ± 33.5
80
60
40
20
0
−20
−40
−60
−80
−100
−120
0.4
0.3
0.2
0.1
0
−0.1
−0.2
−0.3
76
77
78
79

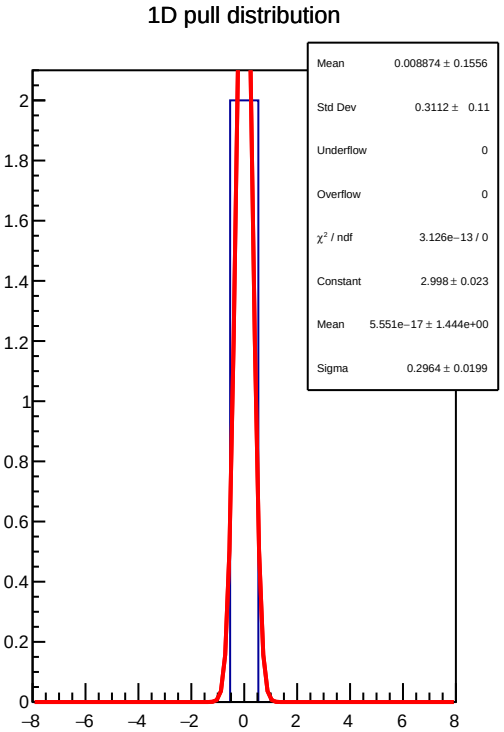
1D pull distribution
Mean 0.008874 ± 0.1556
Std Dev 0.3112 ± 0.11
Underflow 0
Overflow 0
χ² / ndf 3.126e−13 / 0
Constant 2.998 ± 0.023
Mean 5.551e−17 ± 1.444e+00
Sigma 0.2964 ± 0.0199
2
1.8
1.6
1.4
1.2
1
0.8
0.6
0.4
0.2
0
−8
−6
−4
−2
0
2
4
6
8

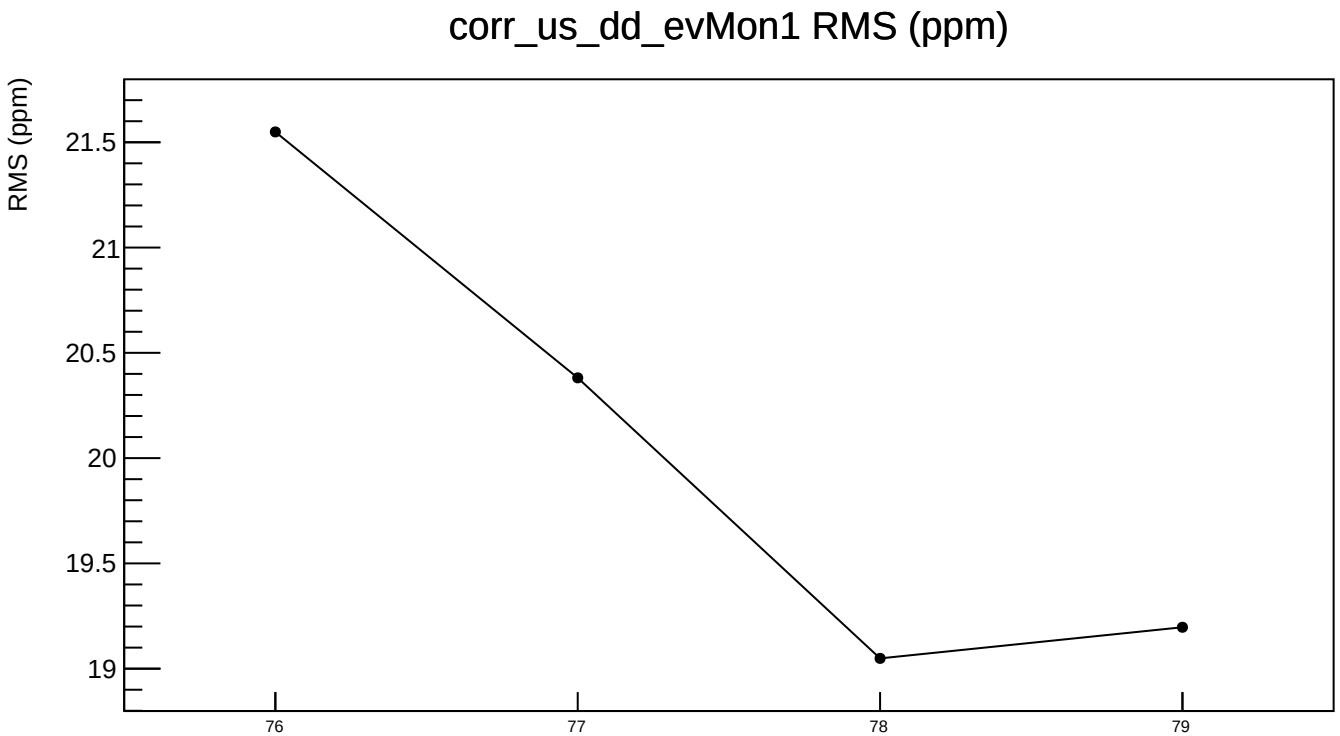
corr_us_dd_evMon1 RMS (ppm)
RMS (ppm)
21.5
21
20.5
20
19.5
19
76
77
78
79

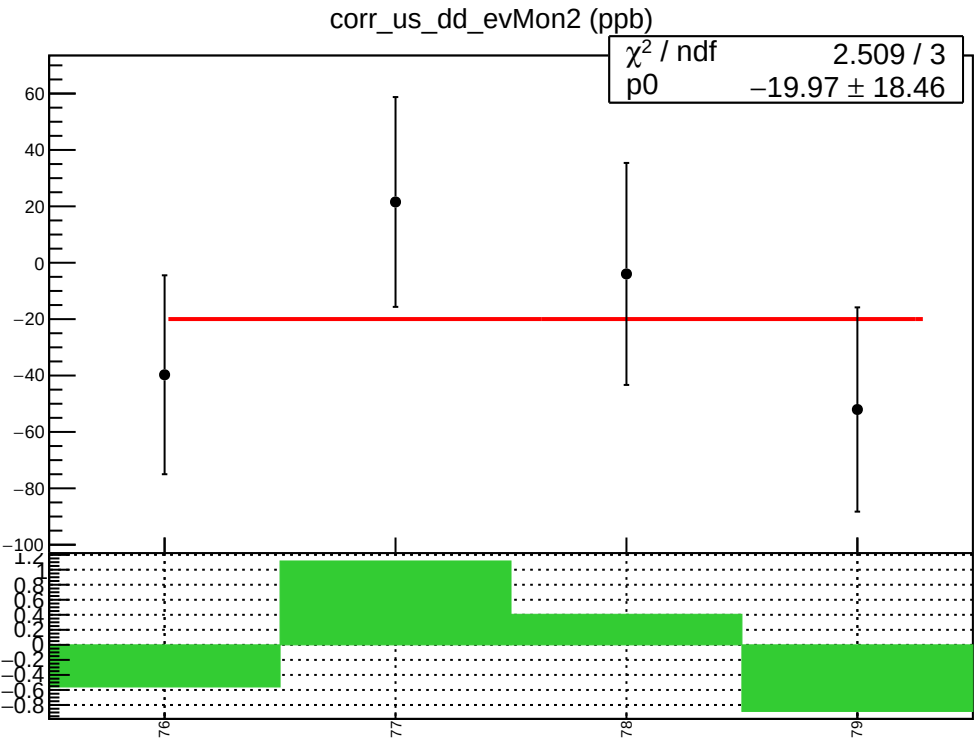
corr_us_dd_evMon2 (ppb)
χ² / ndf 2.509 / 3
p0 −19.97 ± 18.46
60
40
20
0
−20
−40
−60
−80
−100
1.2
0.8
0.6
0.4
0.2
0
−0.2
−0.4
−0.6
−0.8
76
77
78
79

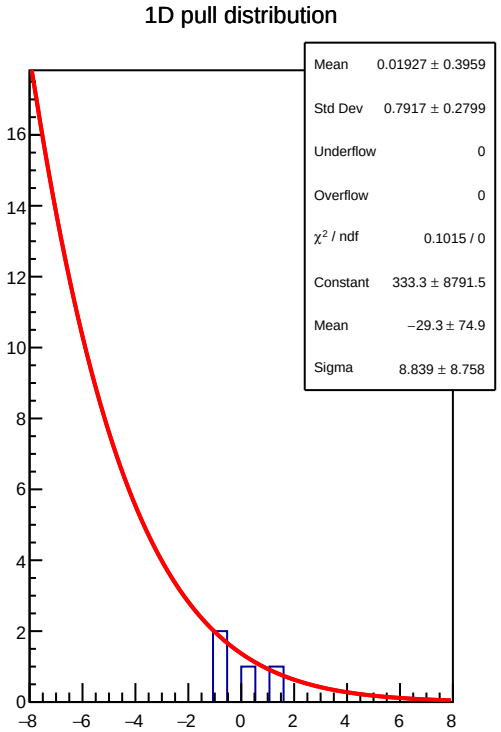
1D pull distribution
Mean 0.01927 ± 0.3959
Std Dev 0.7917 ± 0.2799
Underflow 0
Overflow 0
χ² / ndf 0.1015 / 0
Constant 333.3 ± 8791.5
Mean −29.3 ± 74.9
Sigma 8.839 ± 8.758
16
14
12
10
8
6
4
2
0
−8
−6
−4
−2
0
2
4
6
8

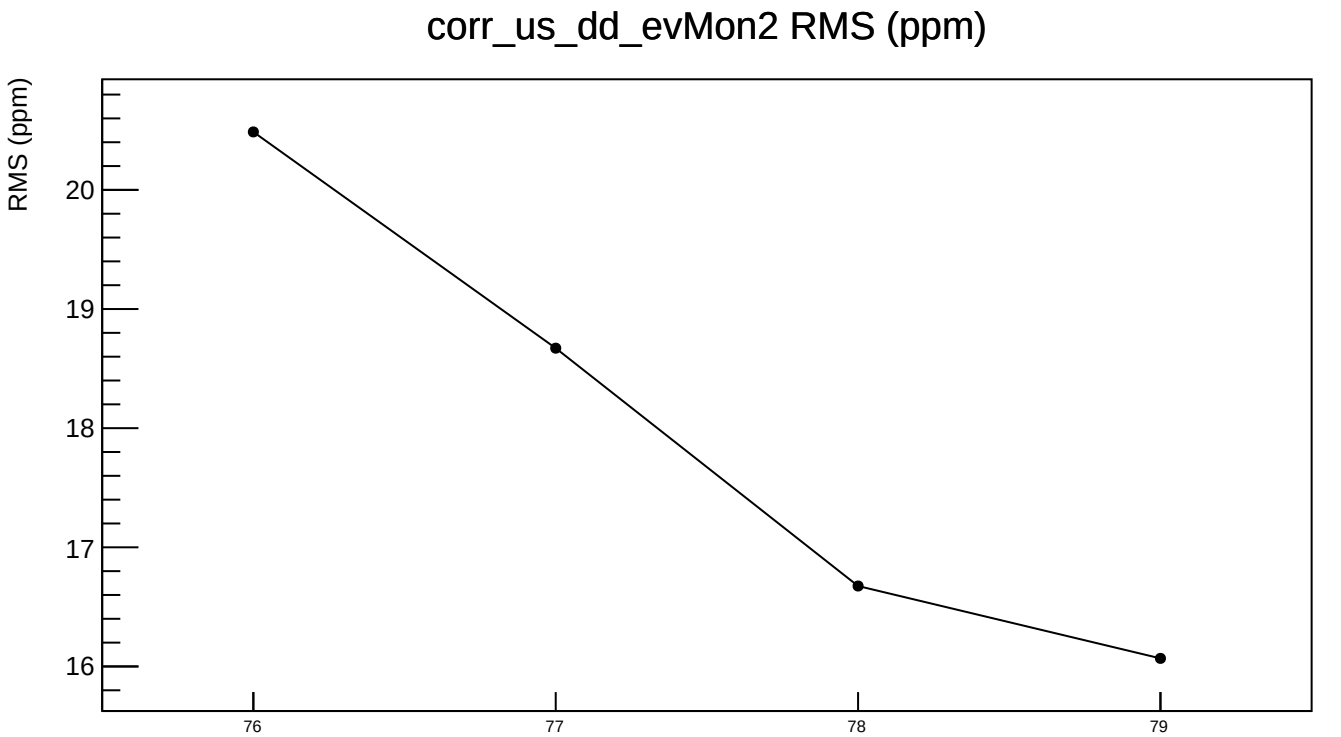
corr_us_dd_evMon2 RMS (ppm)
RMS (ppm)
20
19
18
17
16
76
77
78
79

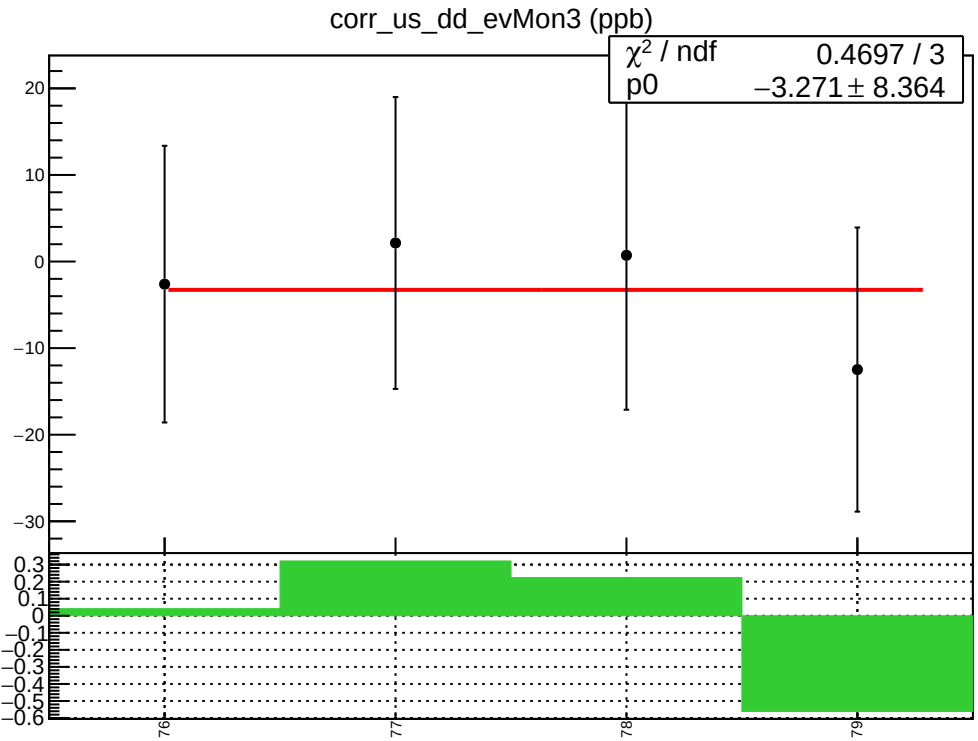
corr_us_dd_evMon3 (ppb)
χ² / ndf 0.4697 / 3
p0 −3.271 ± 8.364
20
10
0
−10
−20
−30
0.3
0.2
0.1
0
−0.1
−0.2
−0.3
−0.4
−0.5
−0.6
76
77
78
79

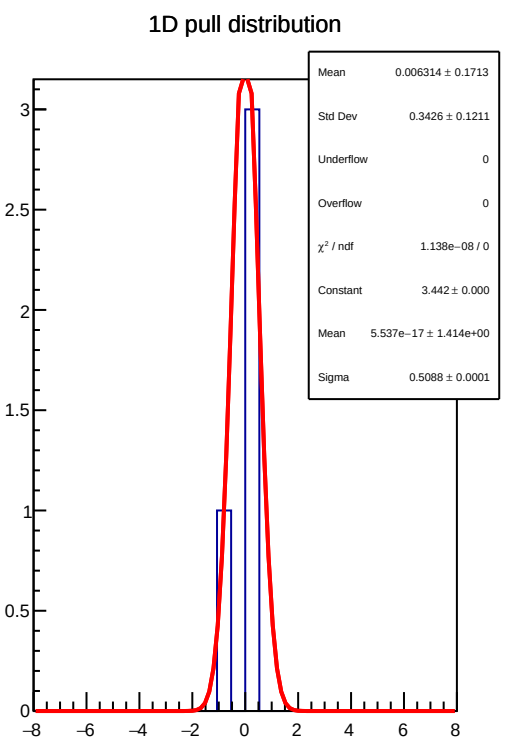
1D pull distribution
Mean 0.006314 ± 0.1713
Std Dev 0.3426 ± 0.1211
Underflow 0
Overflow 0
χ² / ndf 1.138e−08 / 0
Constant 3.442 ± 0.000
Mean 5.537e−17 ± 1.414e+00
Sigma 0.5088 ± 0.0001
3
2.5
2
1.5
1
0.5
0
−8
−6
−4
−2
0
2
4
6
8

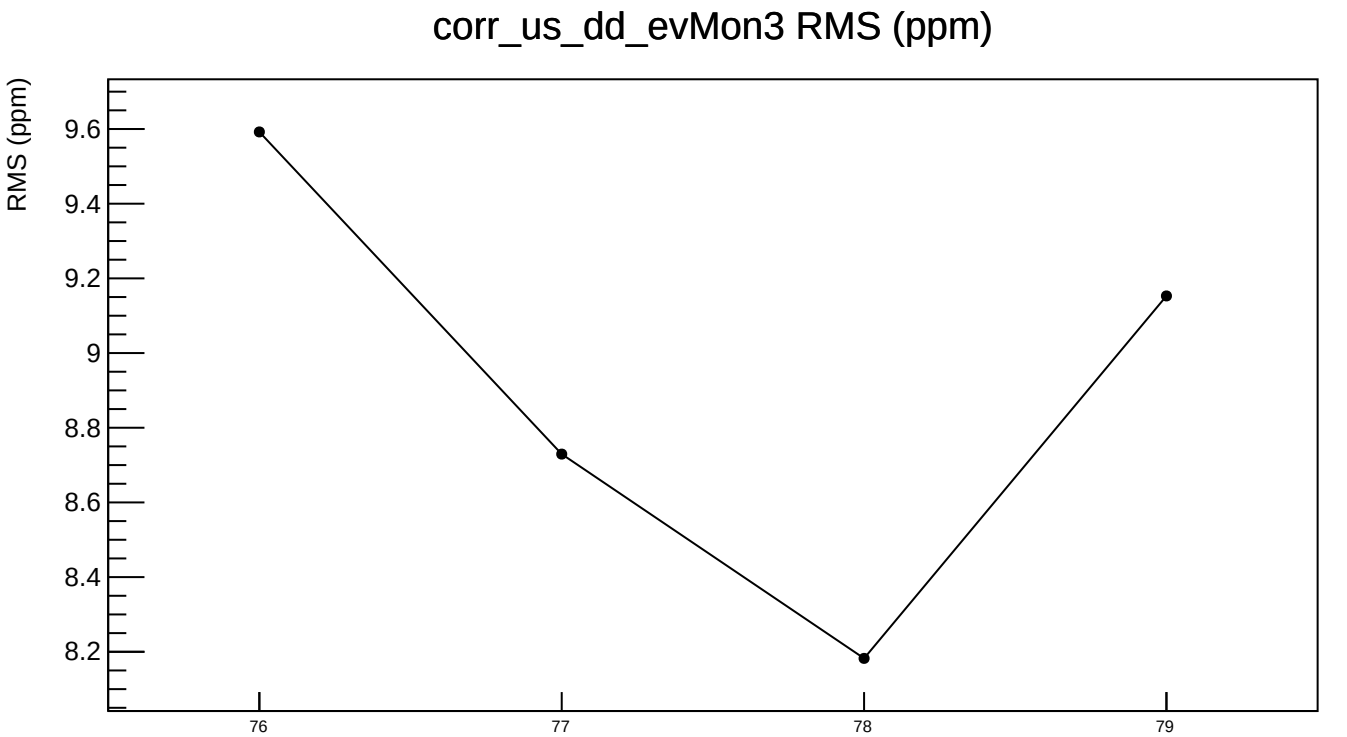
corr_us_dd_evMon3 RMS (ppm)
RMS (ppm)
9.6
9.4
9.2
9
8.8
8.6
8.4
8.2
76
77
78
79

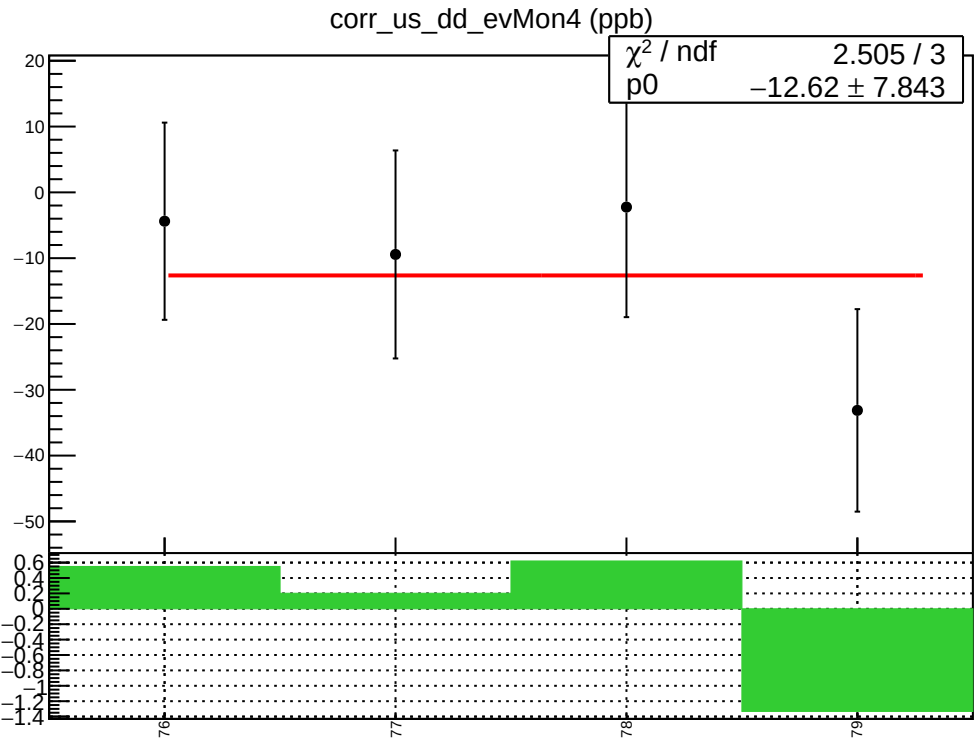
corr_us_dd_evMon4 (ppb)
χ² / ndf 2.505 / 3
p0 −12.62 ± 7.843
20
10
0
−10
−20
−30
−40
−50
0.6
0.4
0.2
0
−0.2
−0.4
−0.6
−0.8
−1
−1.2
−1.4
76
77
78
79

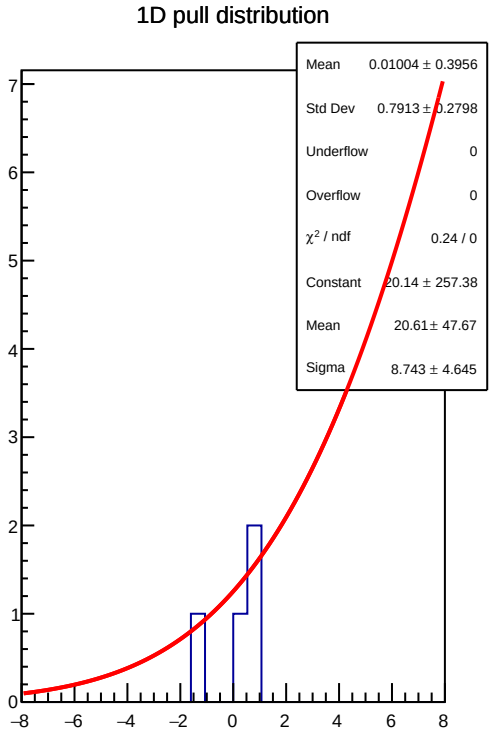
1D pull distribution
Mean 0.01004 ± 0.3956
Std Dev 0.7913 ± 0.2798
Underflow 0
Overflow 0
χ² / ndf 0.24 / 0
Constant 20.14 ± 257.38
Mean 20.61 ± 47.67
Sigma 8.743 ± 4.645
7
6
5
4
3
2
1
0
−8
−6
−4
−2
0
2
4
6
8

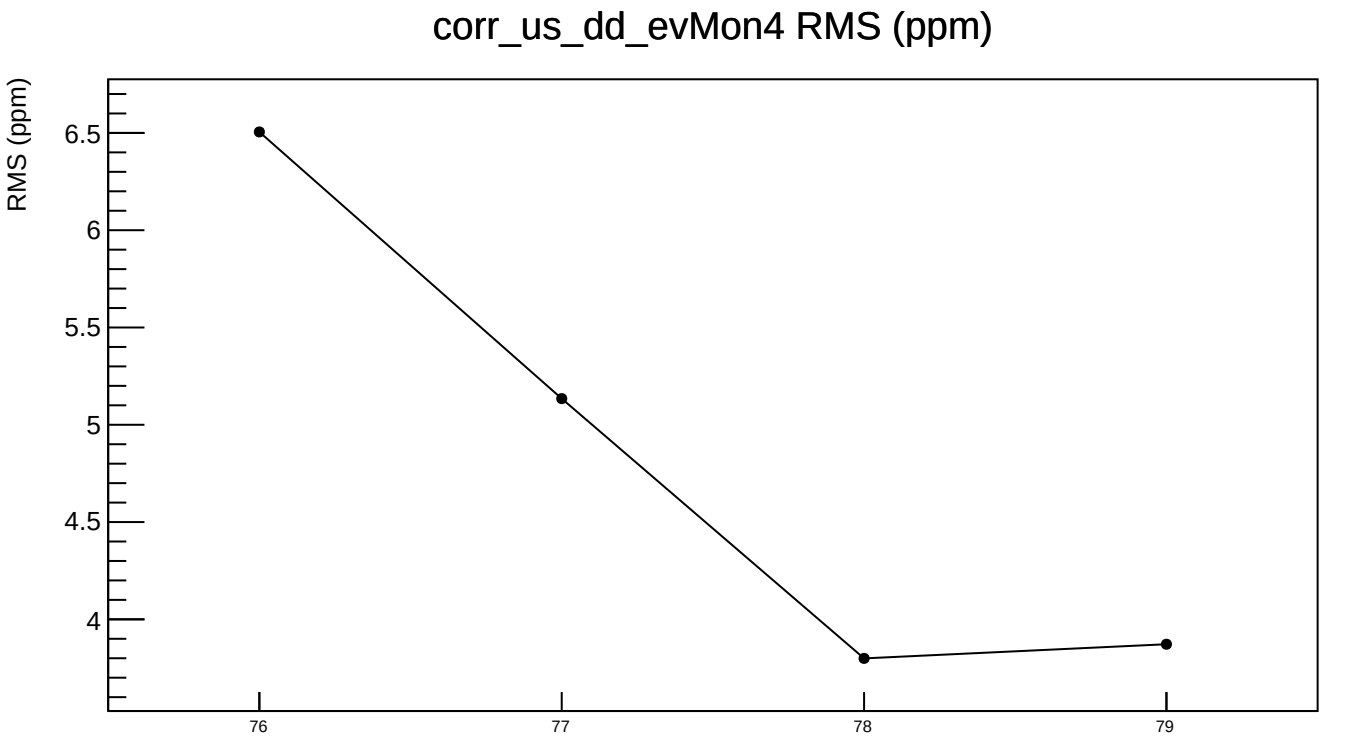
corr_us_dd_evMon4 RMS (ppm)
RMS (ppm)
6.5
6
5.5
5
4.5
4
76
77
78
79

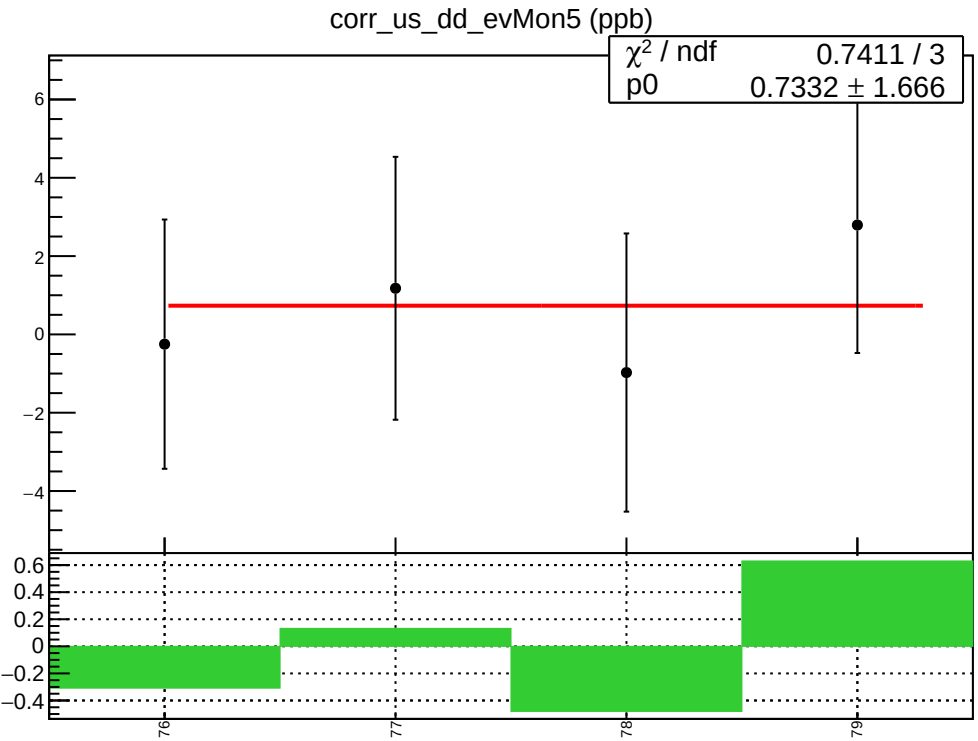
corr_us_dd_evMon5 (ppb)
χ² / ndf 0.7411 / 3
p0 0.7332 ± 1.666
6
4
2
0
−2
−4
0.6
0.4
0.2
0
−0.2
−0.4
76
77
78
79

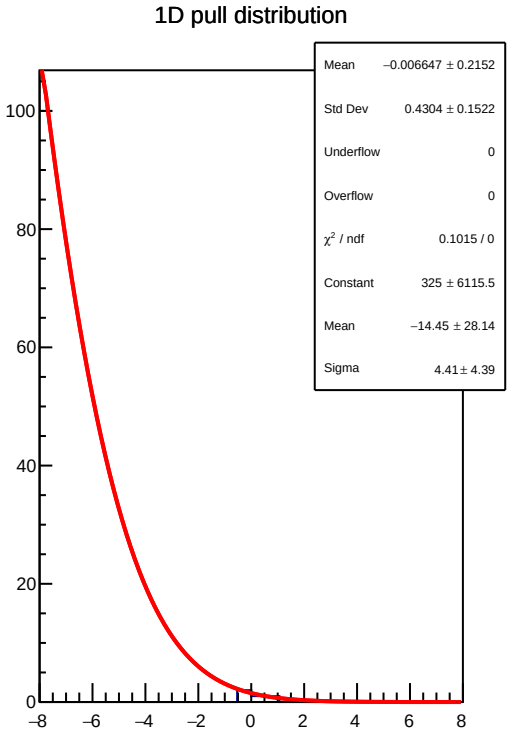
1D pull distribution
Mean −0.006647 ± 0.2152
Std Dev 0.4304 ± 0.1522
Underflow 0
Overflow 0
χ² / ndf 0.1015 / 0
Constant 325 ± 6115.5
Mean −14.45 ± 28.14
Sigma 4.41 ± 4.39
100
80
60
40
20
0
−8
−6
−4
−2
0
2
4
6
8

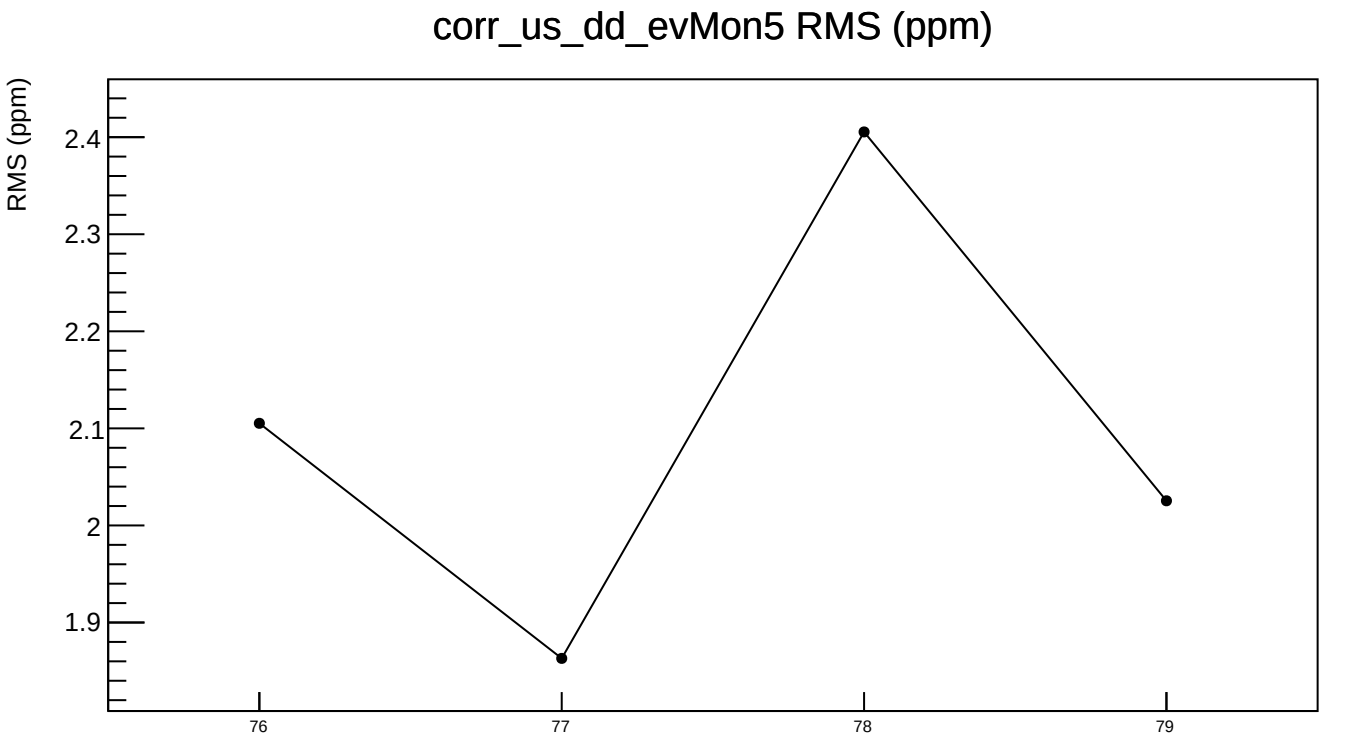
corr_us_dd_evMon5 RMS (ppm)
RMS (ppm)
2.4
2.3
2.2
2.1
2
1.9
76
77
78
79

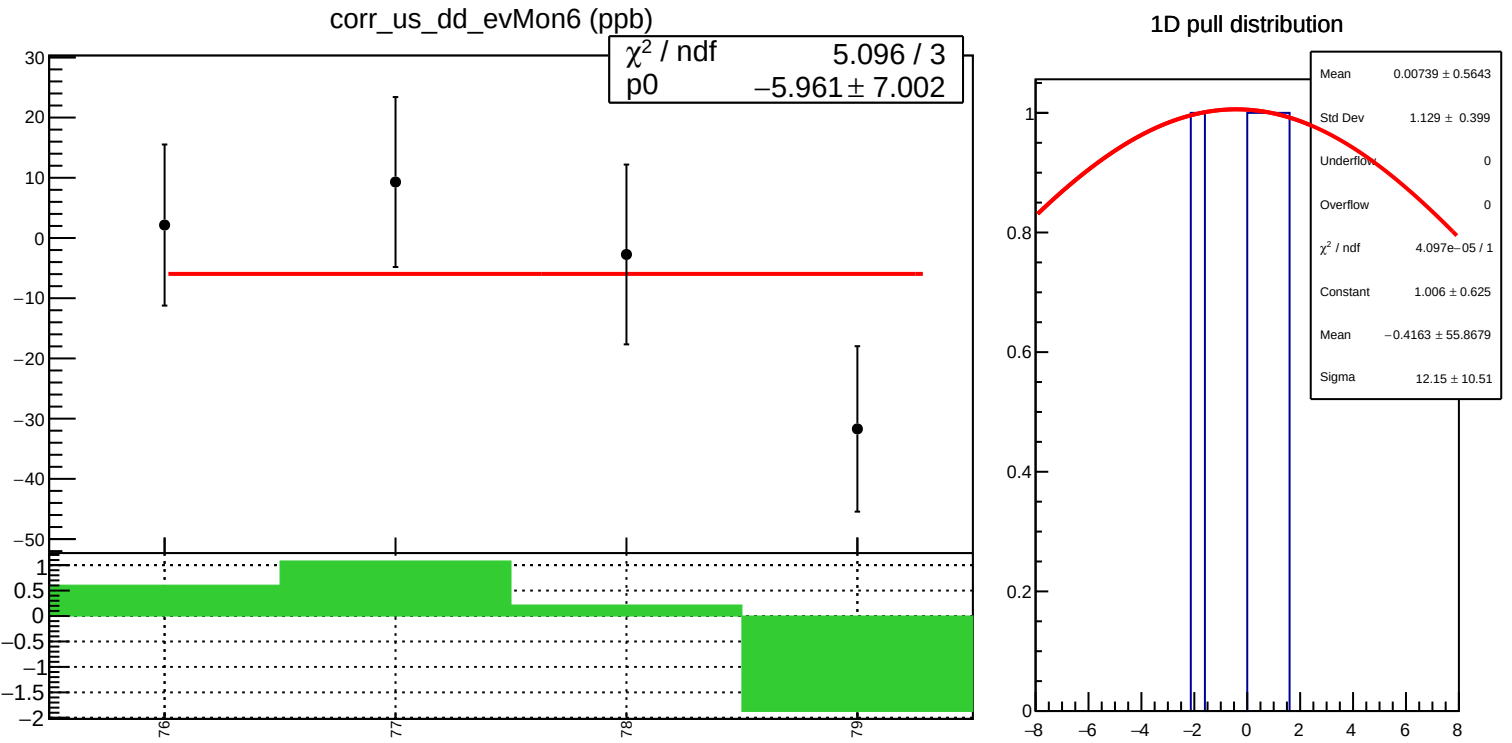
corr_us_dd_evMon6 (ppb)
χ² / ndf 5.096 / 3
p0 −5.961 ± 7.002
1D pull distribution
Mean 0.00739 ± 0.5643
Std Dev 1.129 ± 0.399
Underflow 0
Overflow 0
χ² / ndf 4.097e−05 / 1
Constant 1.006 ± 0.625
Mean −0.4163 ± 55.8679
Sigma 12.15 ± 10.51

corr_us_dd_evMon6 RMS (ppm)

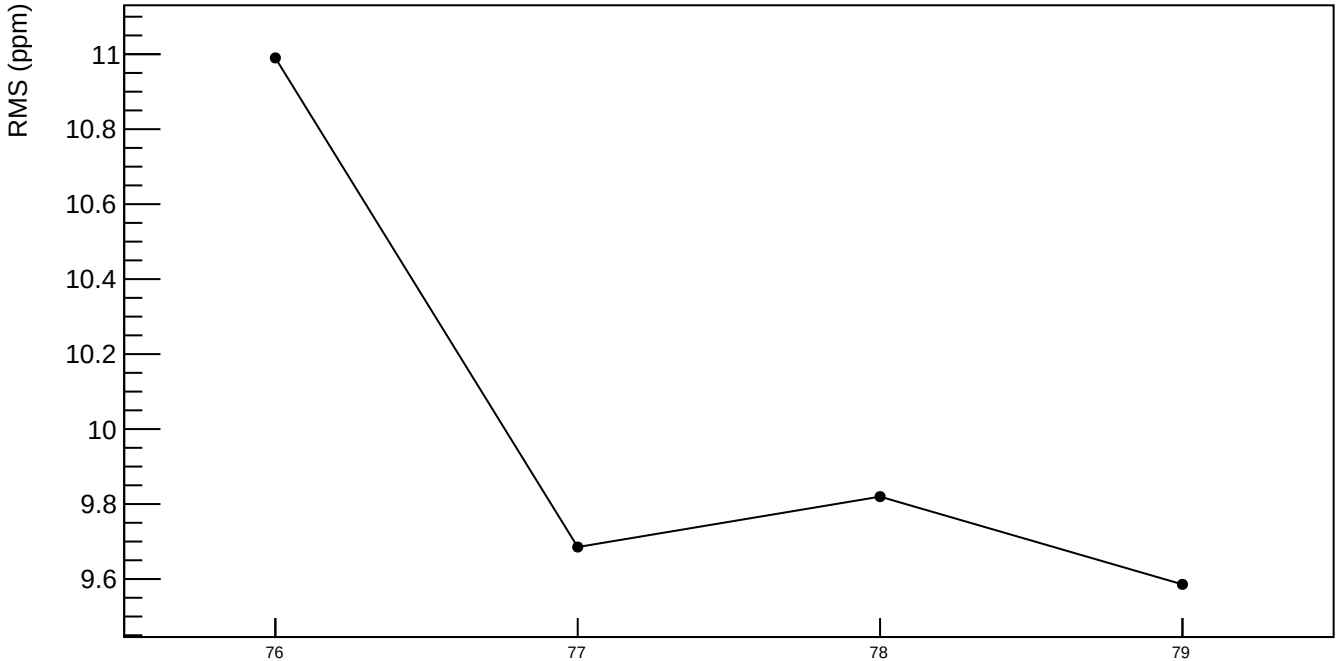

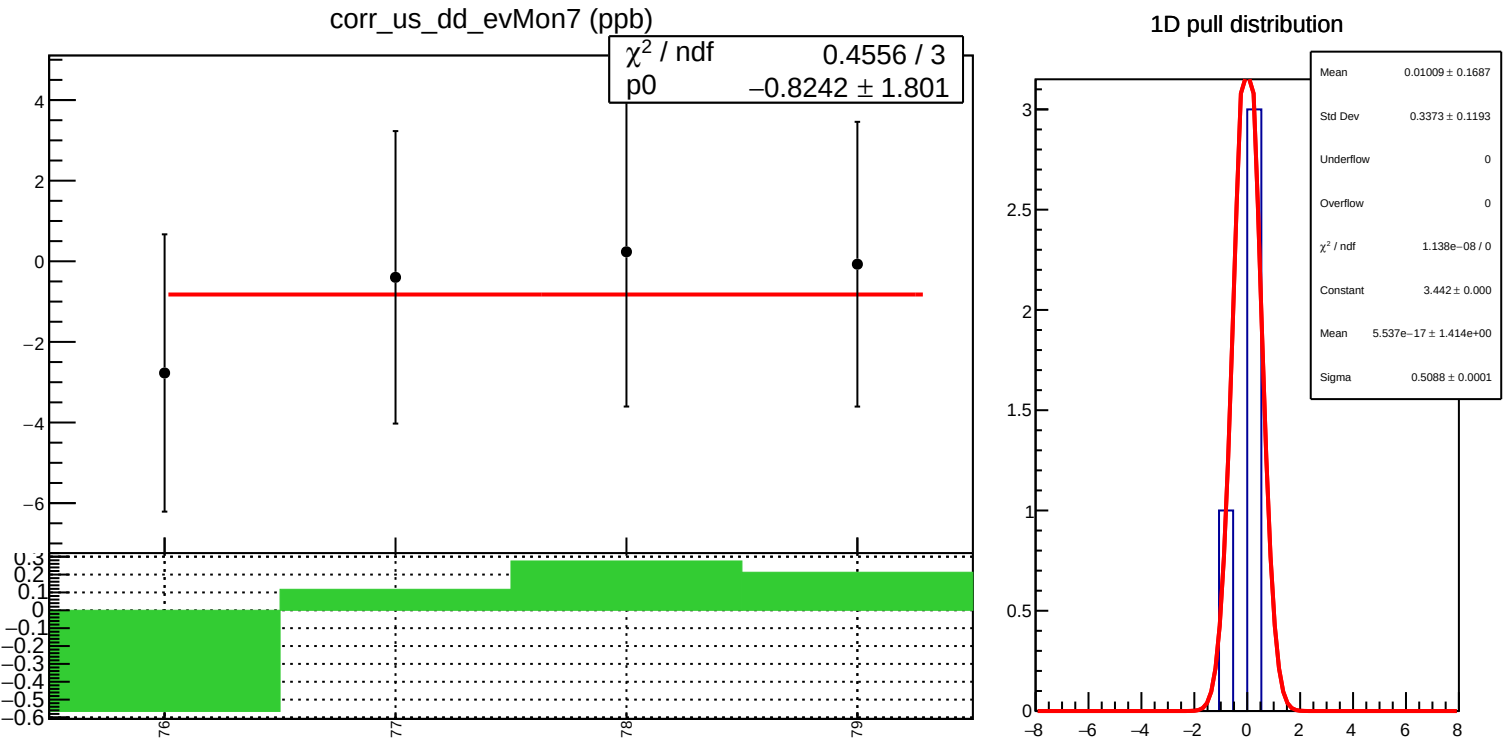
corr_us_dd_evMon7 (ppb)
χ² / ndf 0.4556 / 3
p0 −0.8242 ± 1.801
1D pull distribution
Mean 0.01009 ± 0.1687
Std Dev 0.3373 ± 0.1193
Underflow 0
Overflow 0
χ² / ndf 1.138e−08 / 0
Constant 3.442 ± 0.000
Mean 5.537e−17 ± 1.414e+00
Sigma 0.5088 ± 0.0001

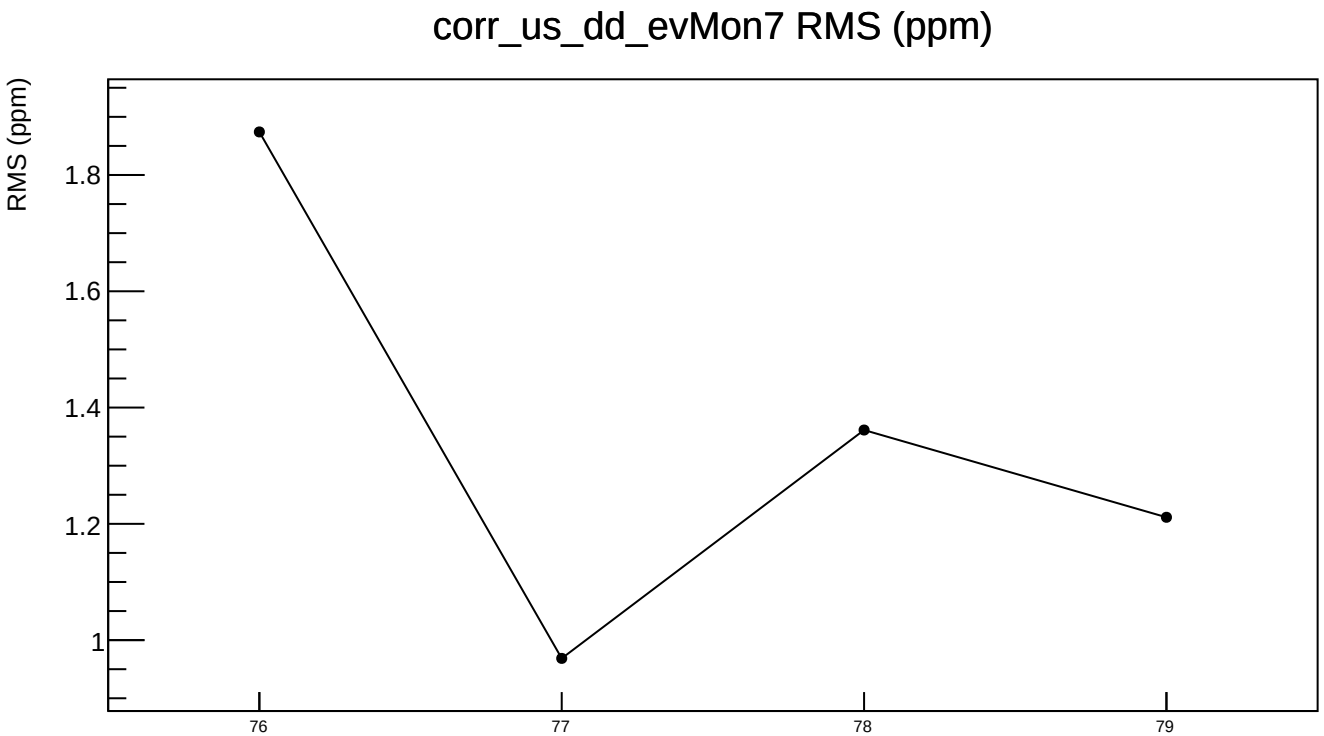
corr_us_dd_evMon7 RMS (ppm)
RMS (ppm)
1.8
1.6
1.4
1.2
1
76
77
78
79

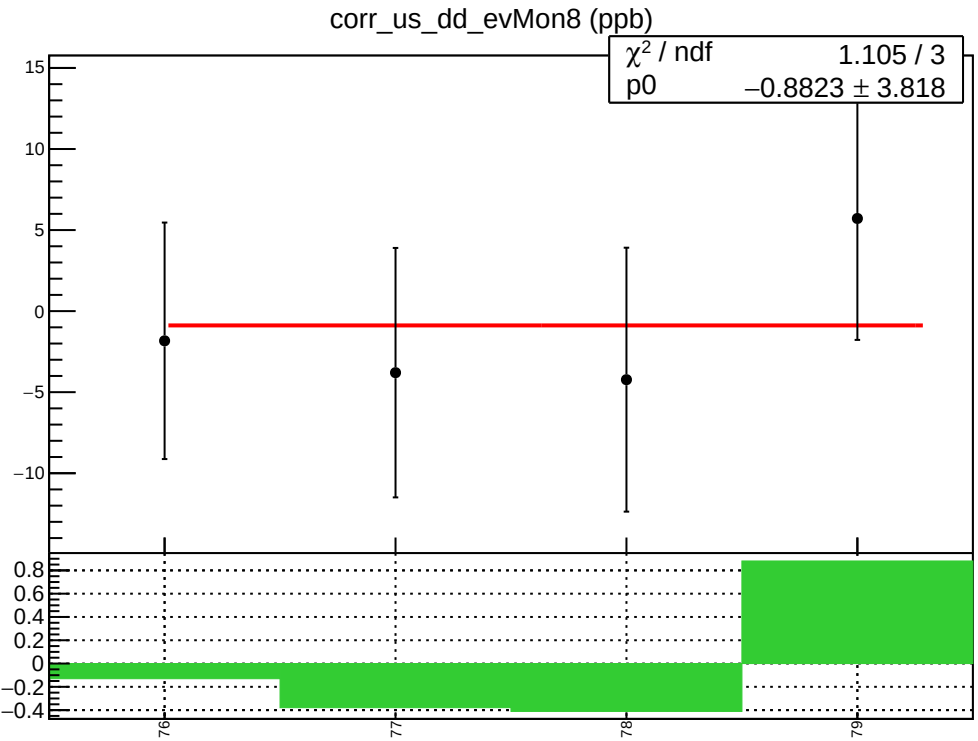
corr_us_dd_evMon8 (ppb)
χ² / ndf 1.105 / 3
p0 −0.8823 ± 3.818
15
10
5
0
−5
−10
0.8
0.6
0.4
0.2
0
−0.2
−0.4
76
77
78
79

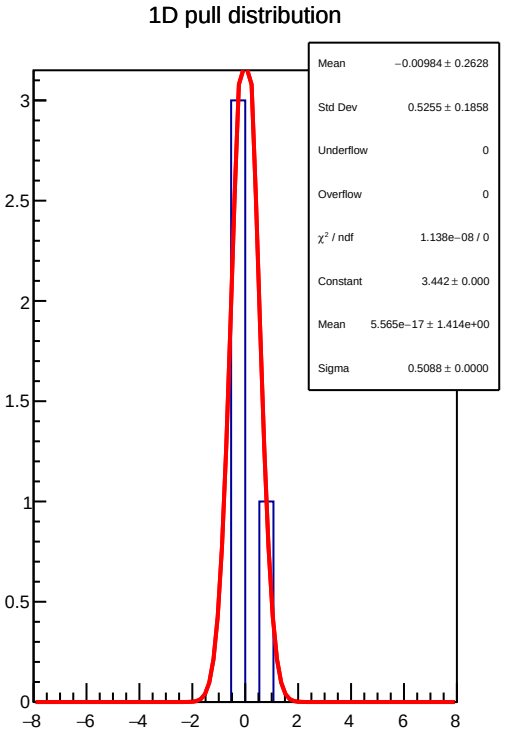
1D pull distribution
Mean −0.00984 ± 0.2628
Std Dev 0.5255 ± 0.1858
Underflow 0
Overflow 0
χ² / ndf 1.138e−08 / 0
Constant 3.442 ± 0.000
Mean 5.565e−17 ± 1.414e+00
Sigma 0.5088 ± 0.0000
3
2.5
2
1.5
1
0.5
0
−8
−6
−4
−2
0
2
4
6
8

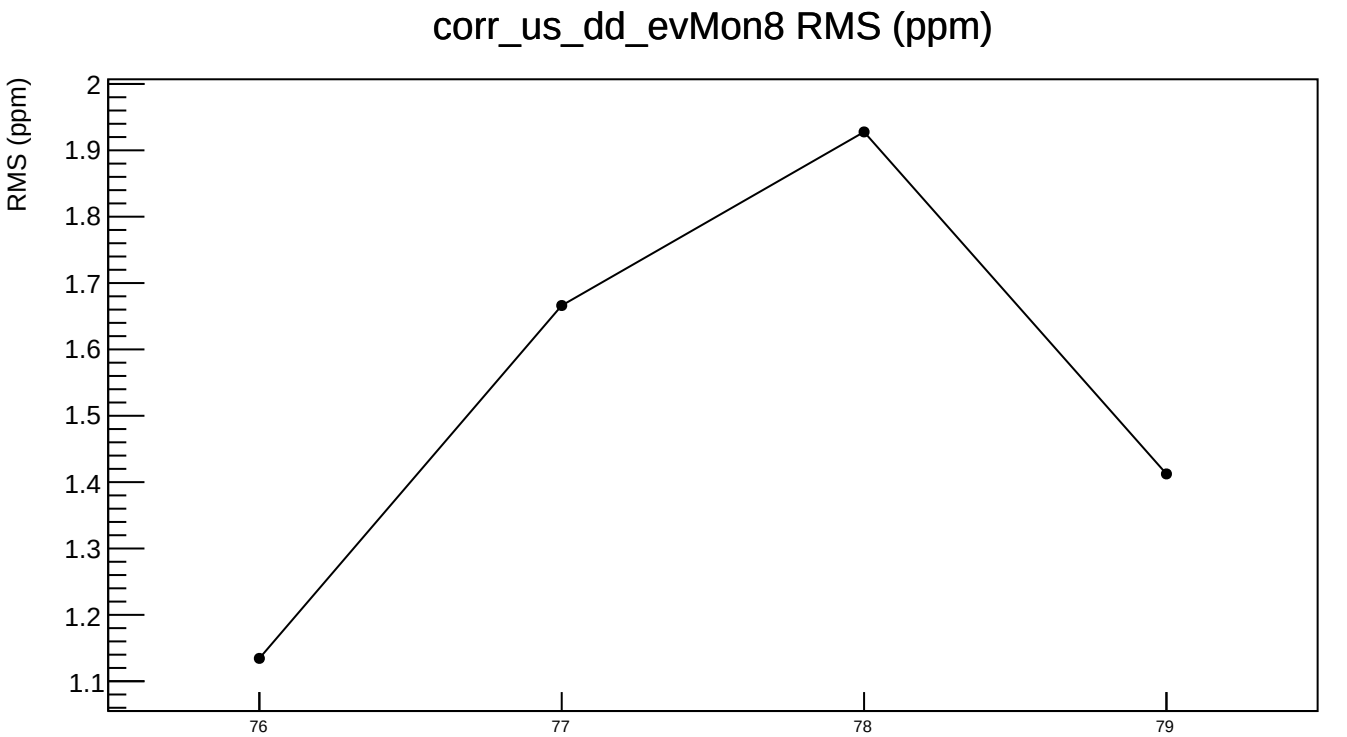
corr_us_dd_evMon8 RMS (ppm)
RMS (ppm)
2
1.9
1.8
1.7
1.6
1.5
1.4
1.3
1.2
1.1
76
77
78
79

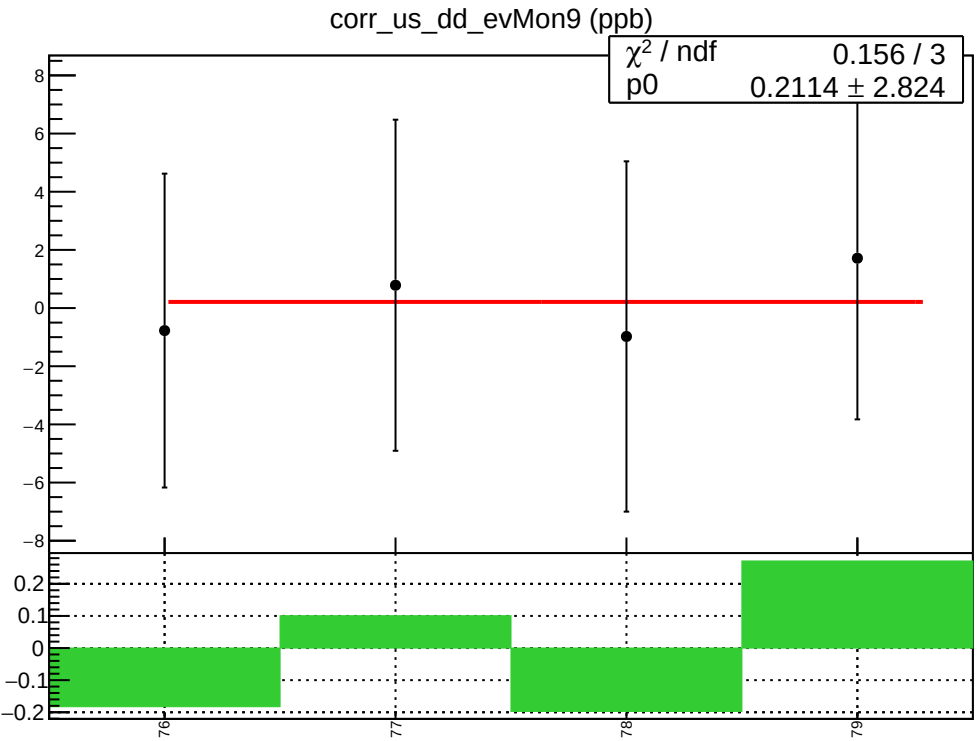
corr_us_dd_evMon9 (ppb)
χ² / ndf 0.156 / 3
p0 0.2114 ± 2.824
8
6
4
2
0
−2
−4
−6
−8
0.2
0.1
0
−0.1
−0.2
76
77
78
79

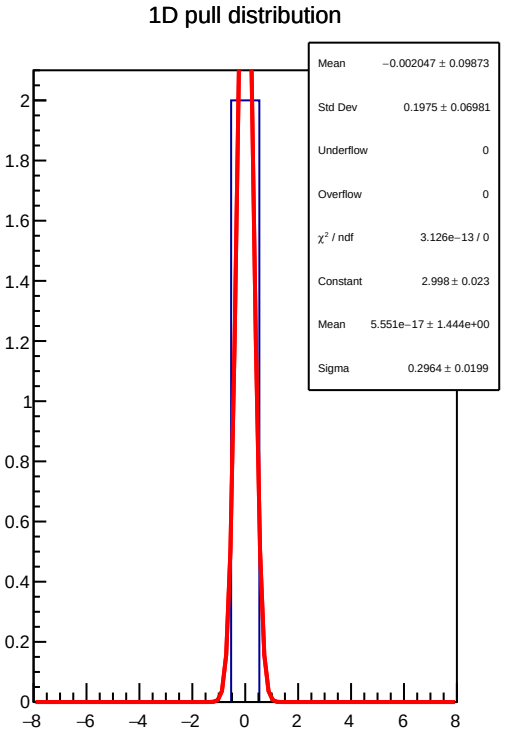
1D pull distribution
Mean −0.002047 ± 0.09873
Std Dev 0.1975 ± 0.06981
Underflow 0
Overflow 0
χ² / ndf 3.126e−13 / 0
Constant 2.998 ± 0.023
Mean 5.551e−17 ± 1.444e+00
Sigma 0.2964 ± 0.0199
2
1.8
1.6
1.4
1.2
1
0.8
0.6
0.4
0.2
0
−8
−6
−4
−2
0
2
4
6
8

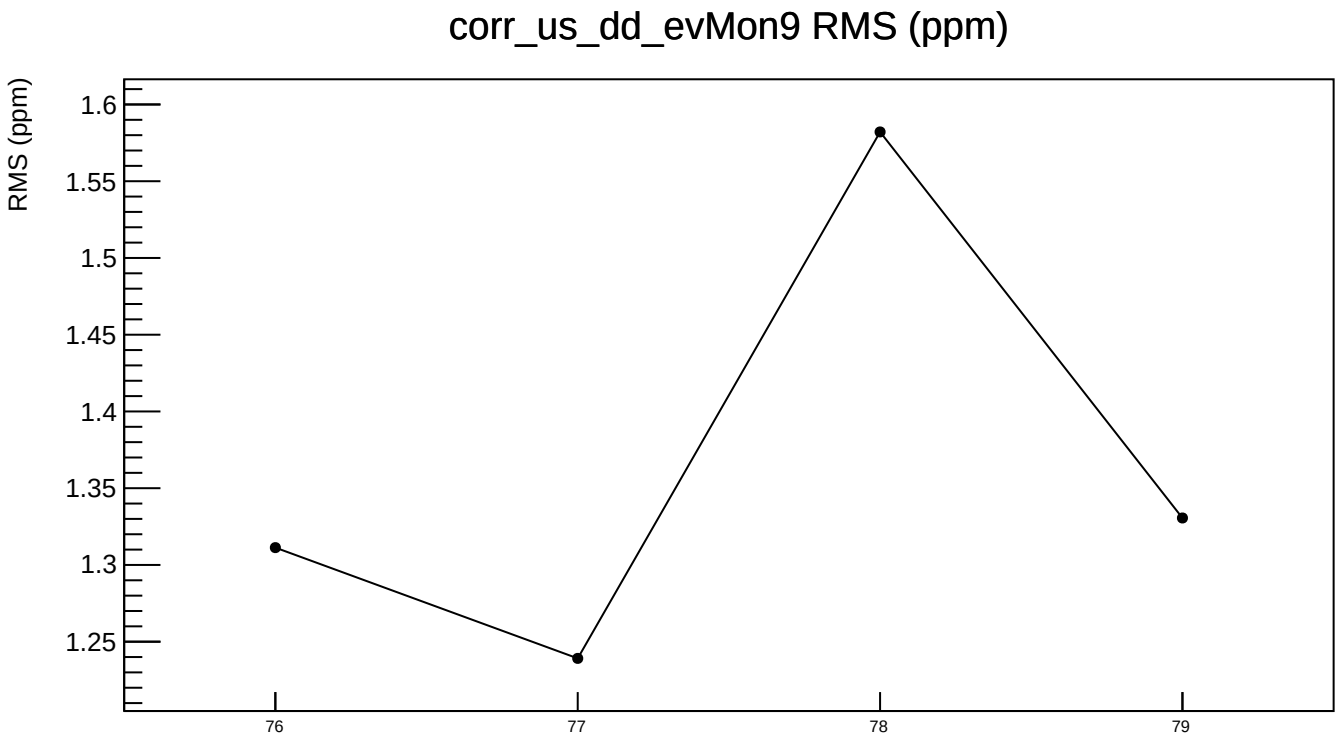
corr_us_dd_evMon9 RMS (ppm)
RMS (ppm)
1.6
1.55
1.5
1.45
1.4
1.35
1.3
1.25
76
77
78
79

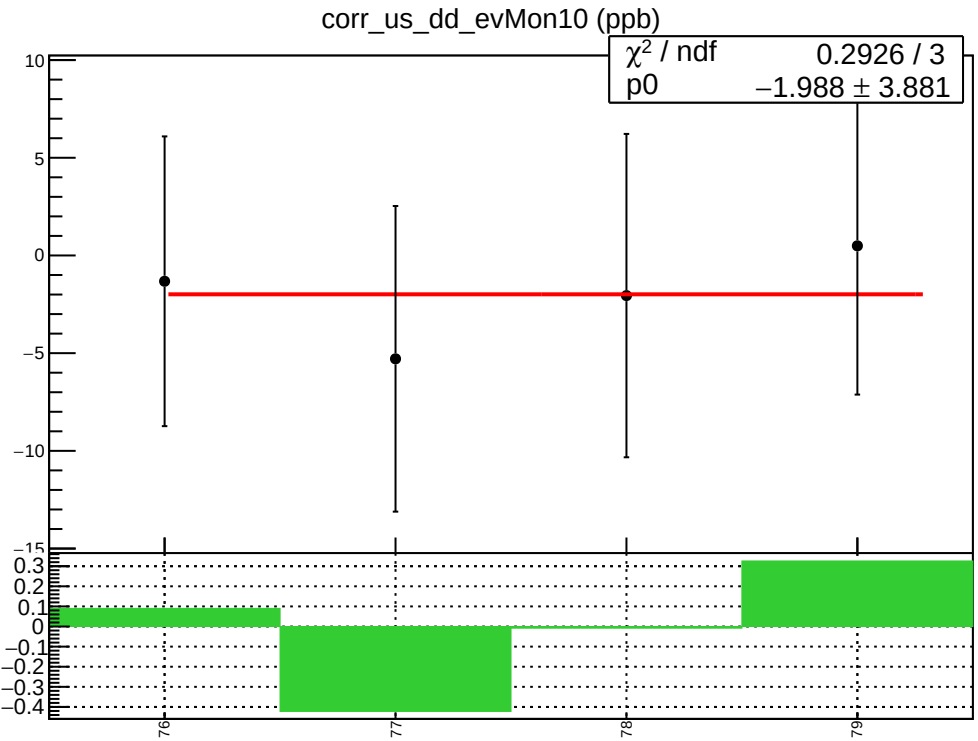
corr_us_dd_evMon10 (ppb)
χ² / ndf 0.2926 / 3
p0 −1.988 ± 3.881
10
5
0
−5
−10
−15
0.3
0.2
0.1
0
−0.1
−0.2
−0.3
−0.4
76
77
78
79

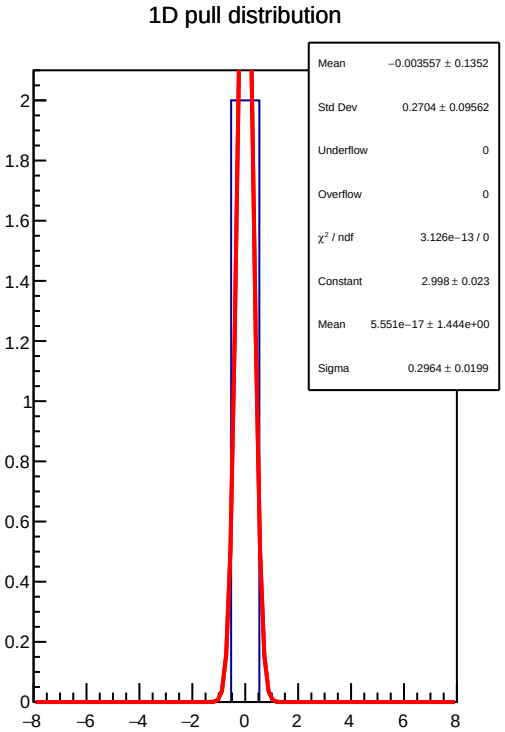
1D pull distribution
Mean −0.003557 ± 0.1352
Std Dev 0.2704 ± 0.09562
Underflow 0
Overflow 0
χ² / ndf 3.126e−13 / 0
Constant 2.998 ± 0.023
Mean 5.551e−17 ± 1.444e+00
Sigma 0.2964 ± 0.0199
2
1.8
1.6
1.4
1.2
1
0.8
0.6
0.4
0.2
0
−8
−6
−4
−2
0
2
4
6
8

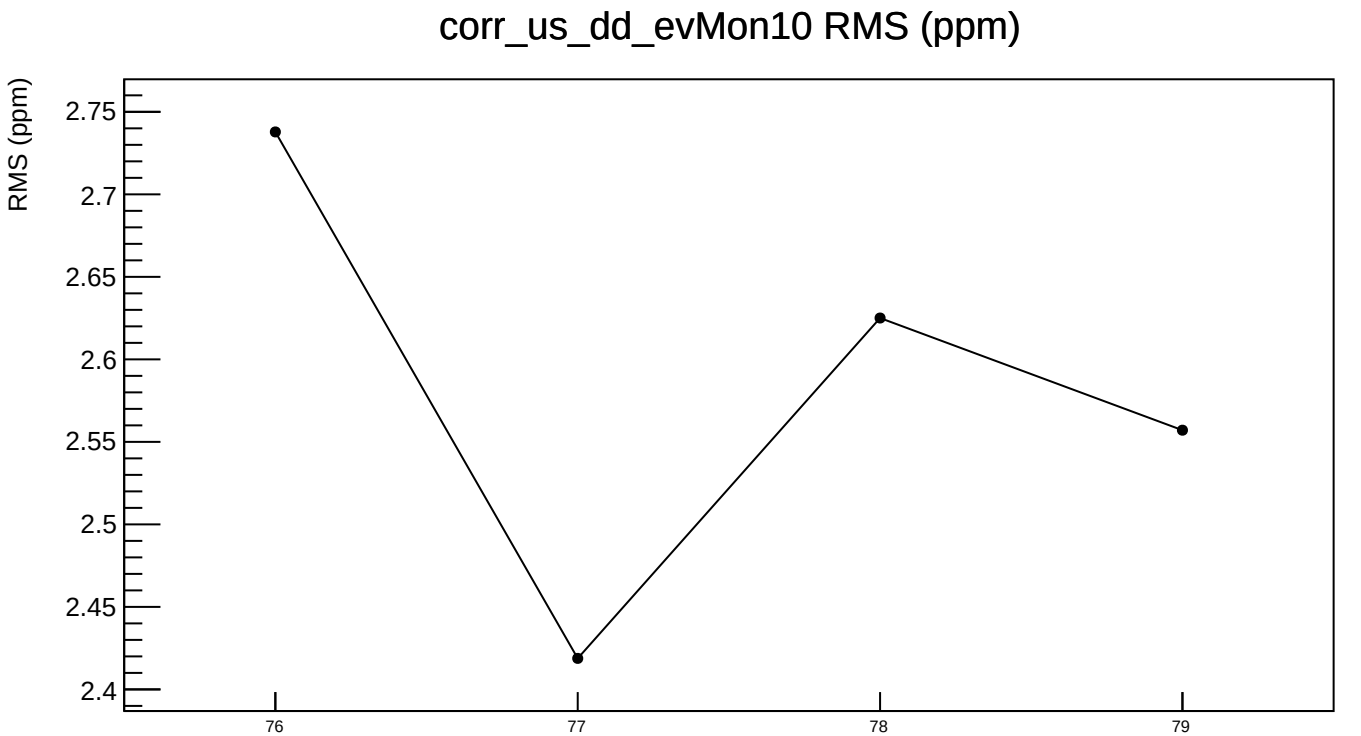
corr_us_dd_evMon10 RMS (ppm)
RMS (ppm)
2.75
2.7
2.65
2.6
2.55
2.5
2.45
2.4
76
77
78
79

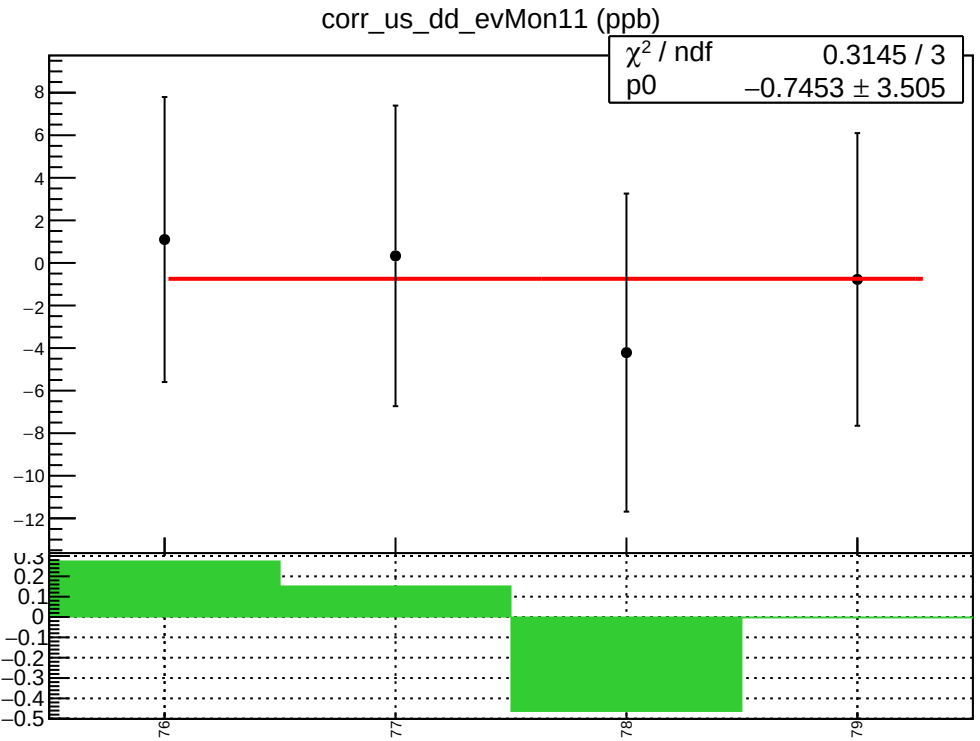
corr_us_dd_evMon11 (ppb)
χ² / ndf 0.3145 / 3
p0 −0.7453 ± 3.505
8
6
4
2
0
−2
−4
−6
−8
−10
−12
0.3
0.2
0.1
0
−0.1
−0.2
−0.3
−0.4
−0.5
76
77
78
79

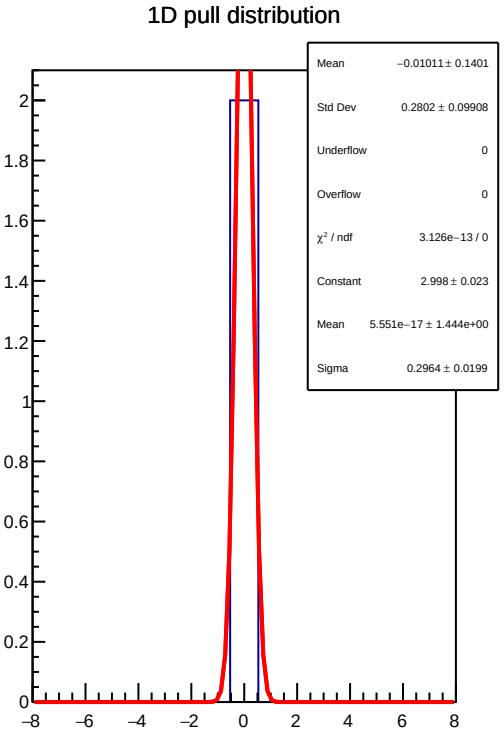
1D pull distribution
Mean −0.01011 ± 0.1401
Std Dev 0.2802 ± 0.09908
Underflow 0
Overflow 0
χ² / ndf 3.126e−13 / 0
Constant 2.998 ± 0.023
Mean 5.551e−17 ± 1.444e+00
Sigma 0.2964 ± 0.0199
2
1.8
1.6
1.4
1.2
1
0.8
0.6
0.4
0.2
0
−8
−6
−4
−2
0
2
4
6
8

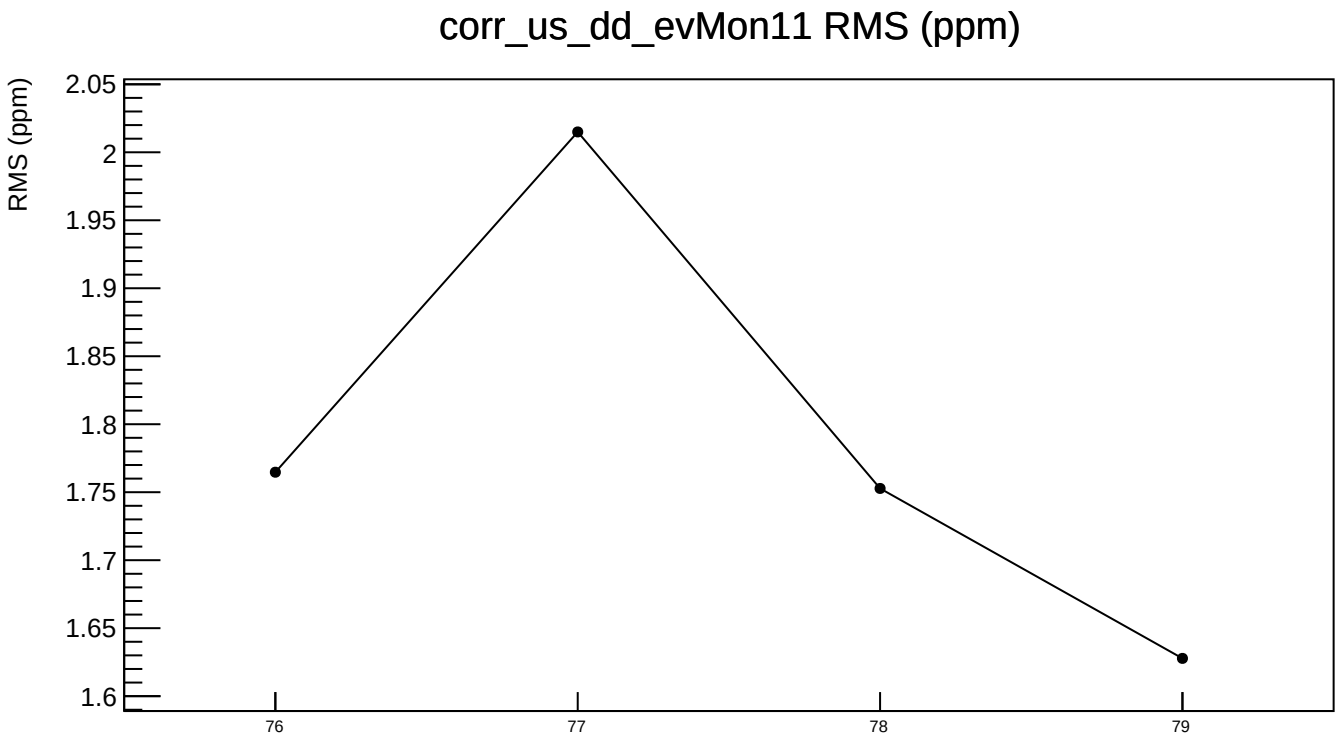
corr_us_dd_evMon11 RMS (ppm)
RMS (ppm)
2.05
2
1.95
1.9
1.85
1.8
1.75
1.7
1.65
1.6
76
77
78
79

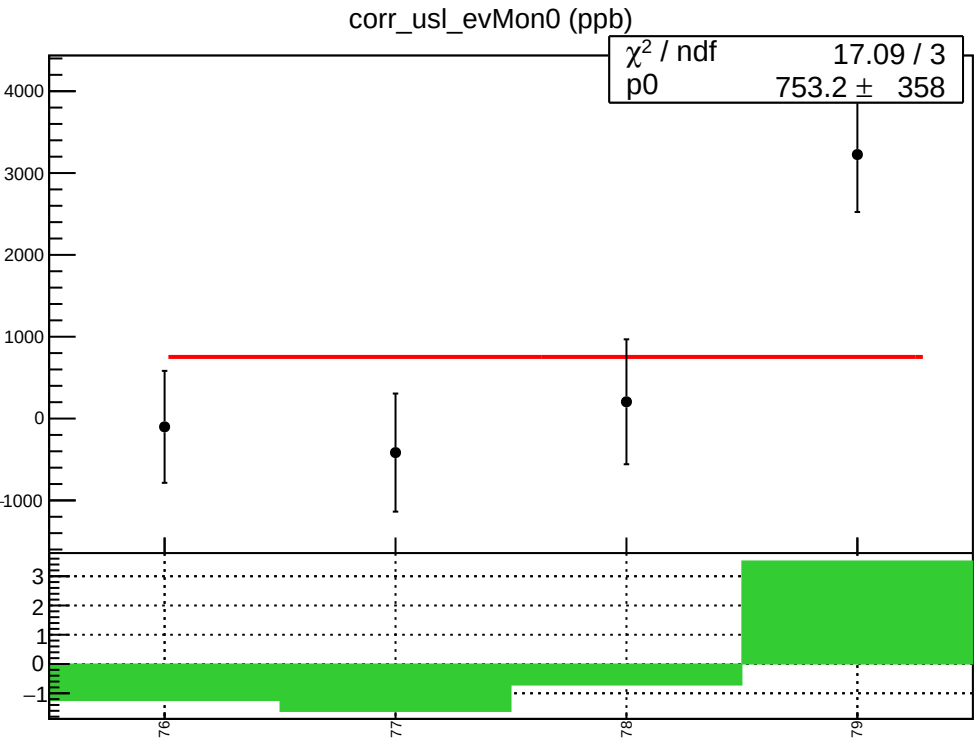
corr_usl_evMon0 (ppb)
χ² / ndf 17.09 / 3
p0 753.2 ± 358
4000
3000
2000
1000
0
-1000
3
2
1
0
−1
76
77
78
79

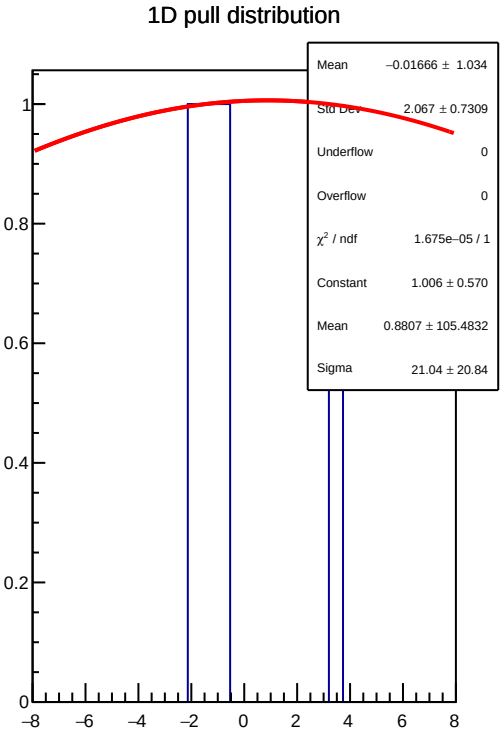
1D pull distribution
Mean −0.01666 ± 1.034
Std Dev 2.067 ± 0.7309
Underflow 0
Overflow 0
χ² / ndf 1.675e−05 / 1
Constant 1.006 ± 0.570
Mean 0.8807 ± 105.4832
Sigma 21.04 ± 20.84
1
0.8
0.6
0.4
0.2
0
−8
−6
−4
−2
0
2
4
6
8

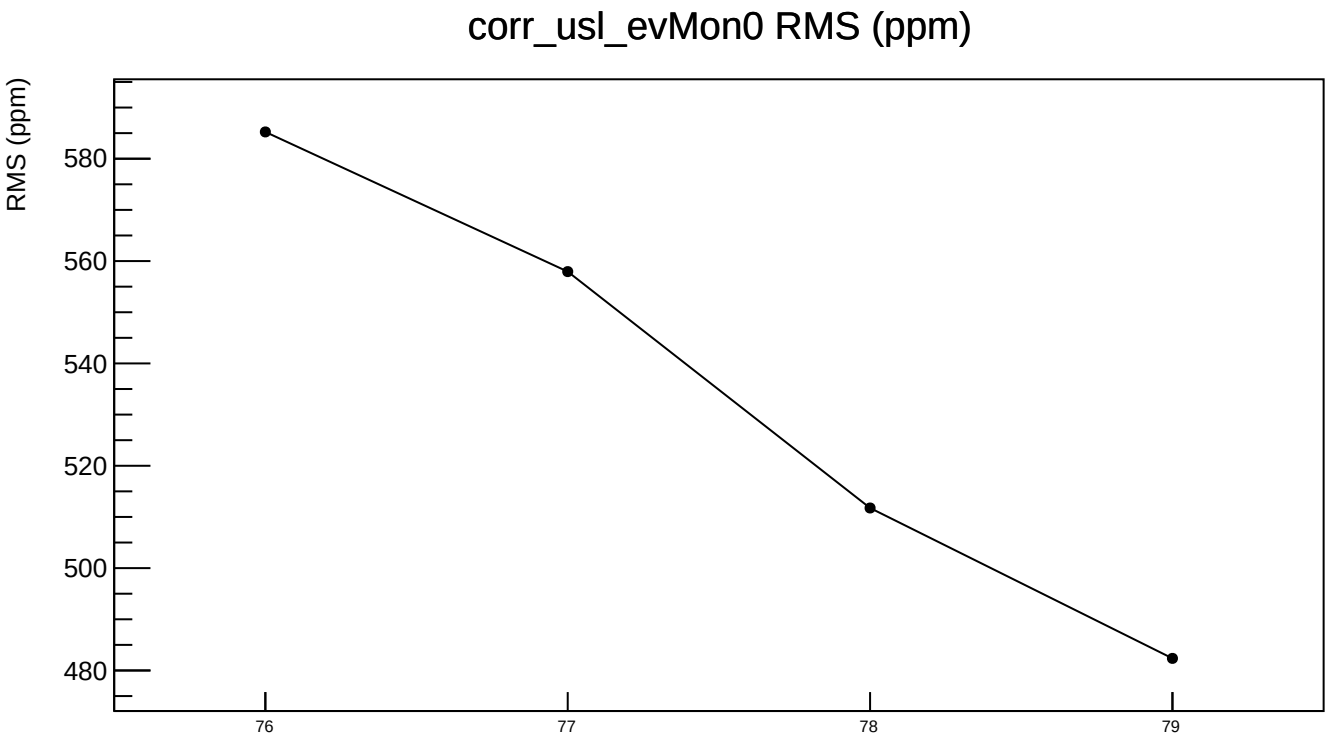
corr_usl_evMon0 RMS (ppm)
RMS (ppm)
580
560
540
520
500
480
76
77
78
79

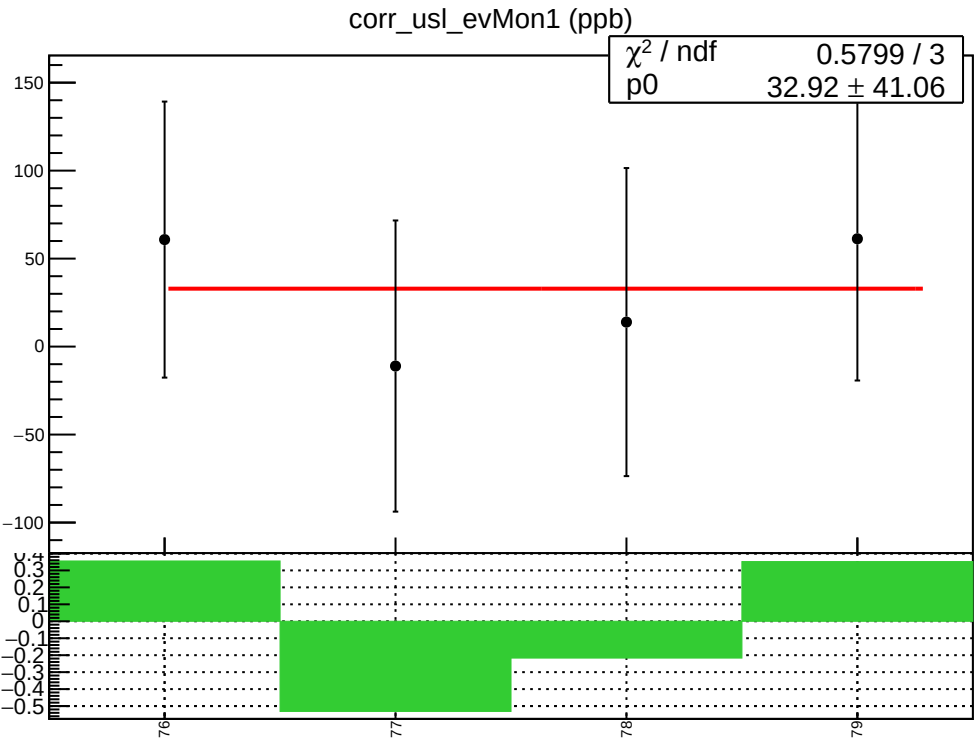
corr_usl_evMon1 (ppb)
χ² / ndf 0.5799 / 3
p0 32.92 ± 41.06
150
100
50
0
−50
−100
0.4
0.3
0.2
0.1
0
−0.1
−0.2
−0.3
−0.4
−0.5
76
77
78
79

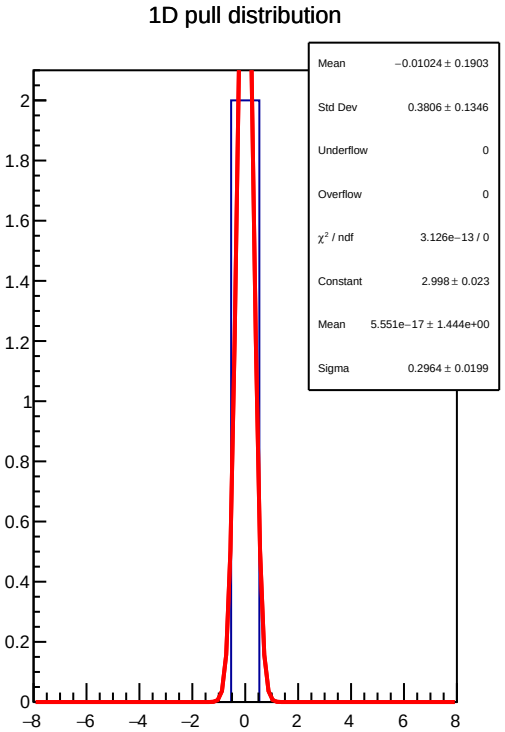
1D pull distribution
Mean −0.01024 ± 0.1903
Std Dev 0.3806 ± 0.1346
Underflow 0
Overflow 0
χ² / ndf 3.126e−13 / 0
Constant 2.998 ± 0.023
Mean 5.551e−17 ± 1.444e+00
Sigma 0.2964 ± 0.0199
2
1.8
1.6
1.4
1.2
1
0.8
0.6
0.4
0.2
0
−8
−6
−4
−2
0
2
4
6
8

corr_usl_evMon1 RMS (ppm)

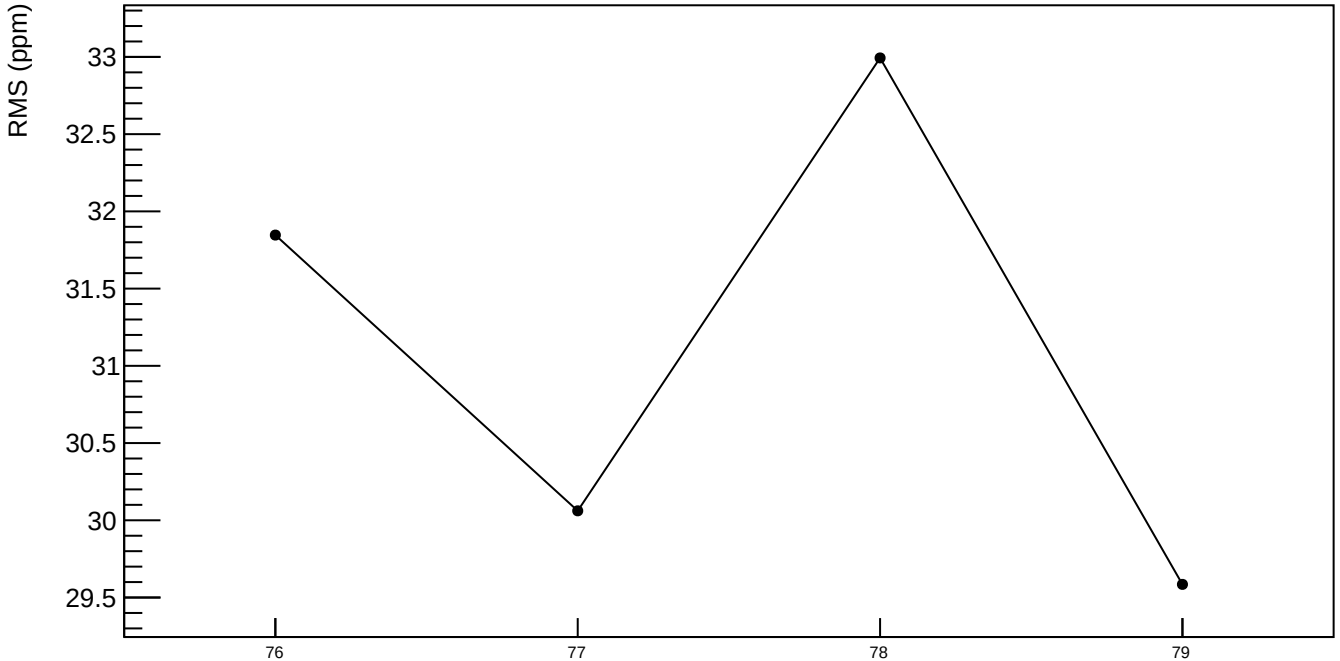

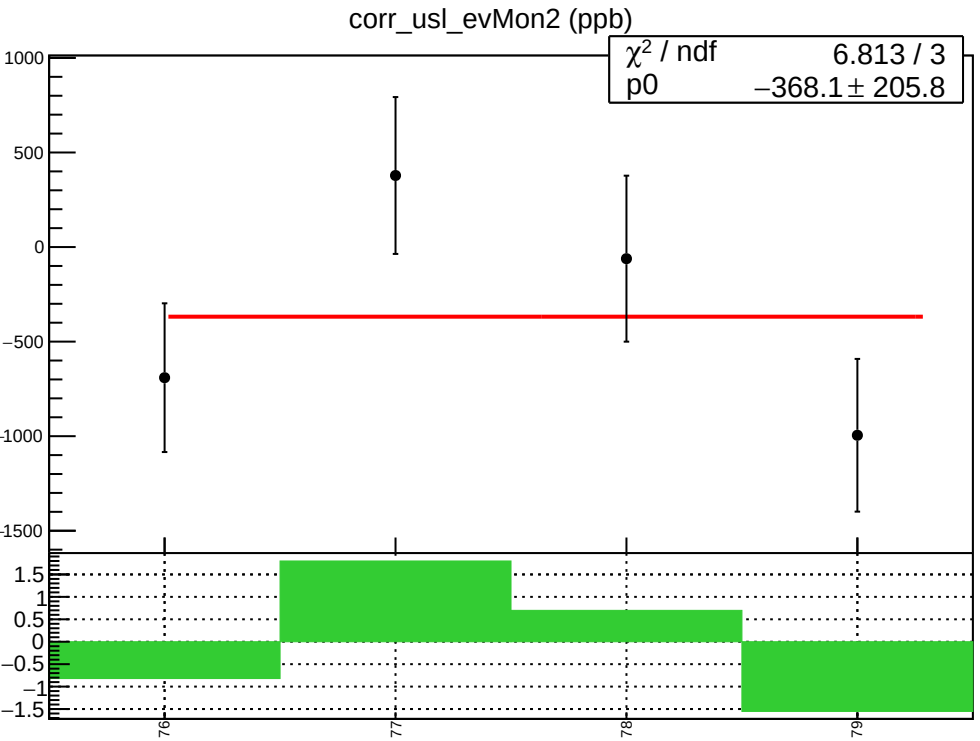
corr_usl_evMon2 (ppb)
χ² / ndf 6.813 / 3
p0 −368.1 ± 205.8
1000
500
0
−500
−1000
−1500
1.5
1
0.5
0
−0.5
−1
−1.5
76
77
78
79

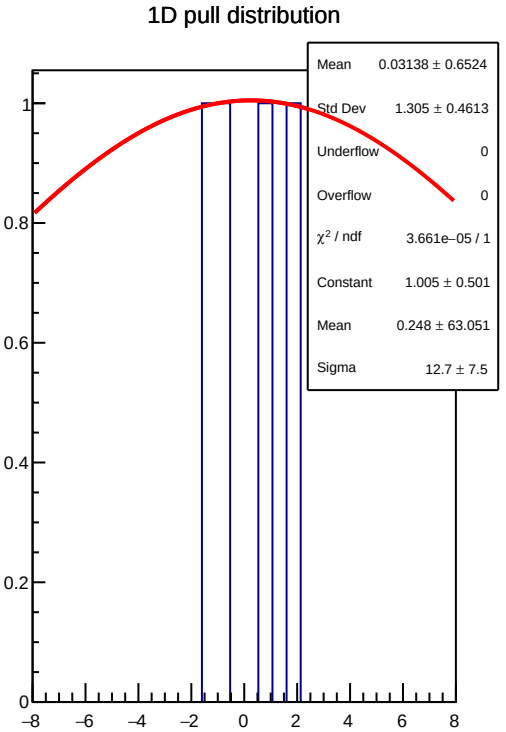
1D pull distribution
Mean 0.03138 ± 0.6524
Std Dev 1.305 ± 0.4613
Underflow 0
Overflow 0
χ² / ndf 3.661e−05 / 1
Constant 1.005 ± 0.501
Mean 0.248 ± 63.051
Sigma 12.7 ± 7.5
1
0.8
0.6
0.4
0.2
0
−8
−6
−4
−2
0
2
4
6
8

corr_usl_evMon2 RMS (ppm)

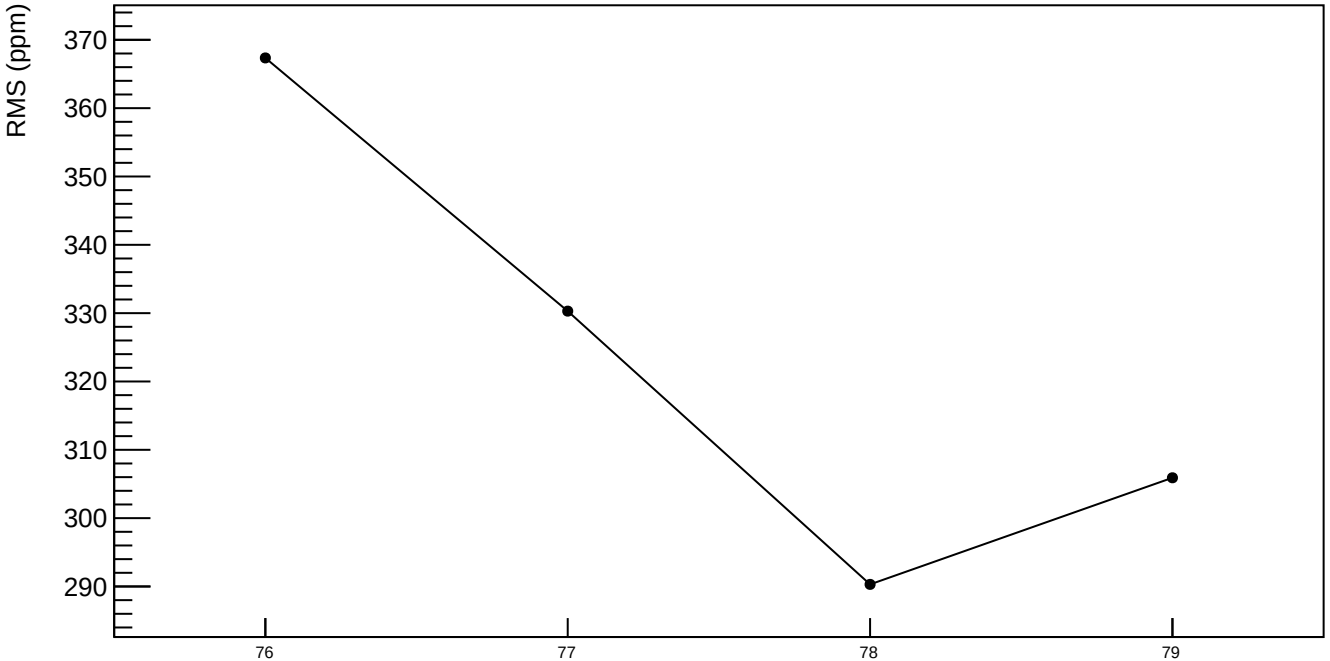

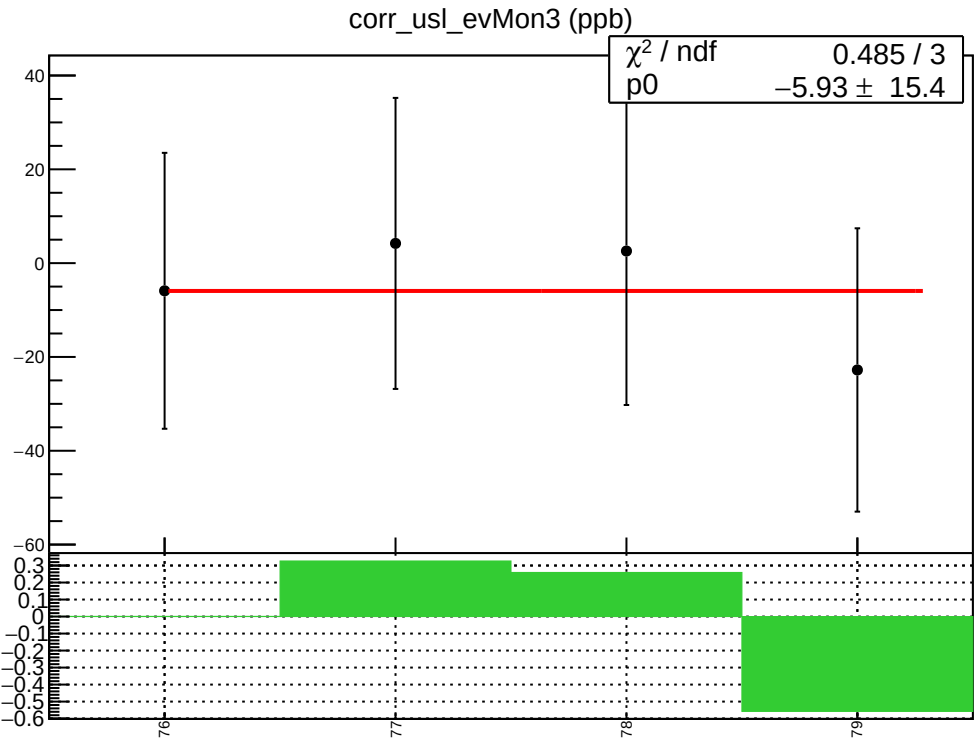
corr_usl_evMon3 (ppb)
χ² / ndf 0.485 / 3
p0 −5.93 ± 15.4
40
20
0
−20
−40
−60
0.3
0.2
0.1
0
−0.1
−0.2
−0.3
−0.4
−0.5
−0.6
76
77
78
79

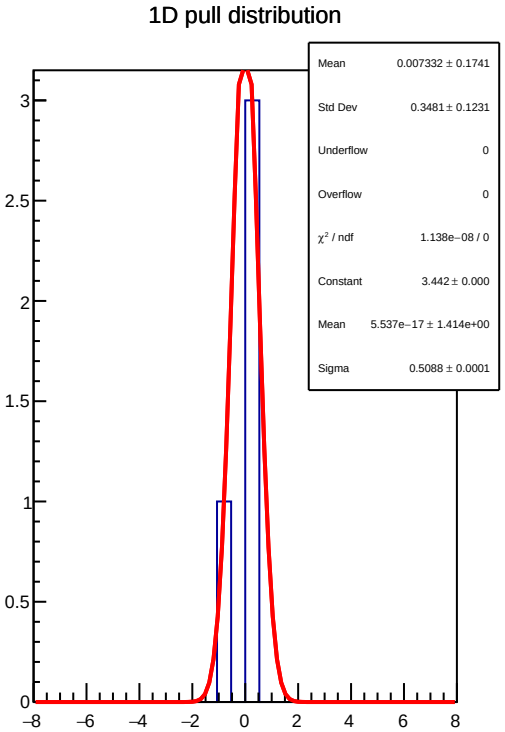
1D pull distribution
Mean 0.007332 ± 0.1741
Std Dev 0.3481 ± 0.1231
Underflow 0
Overflow 0
χ² / ndf 1.138e−08 / 0
Constant 3.442 ± 0.000
Mean 5.537e−17 ± 1.414e+00
Sigma 0.5088 ± 0.0001
3
2.5
2
1.5
1
0.5
0
−8
−6
−4
−2
0
2
4
6
8

corr_usl_evMon3 RMS (ppm)

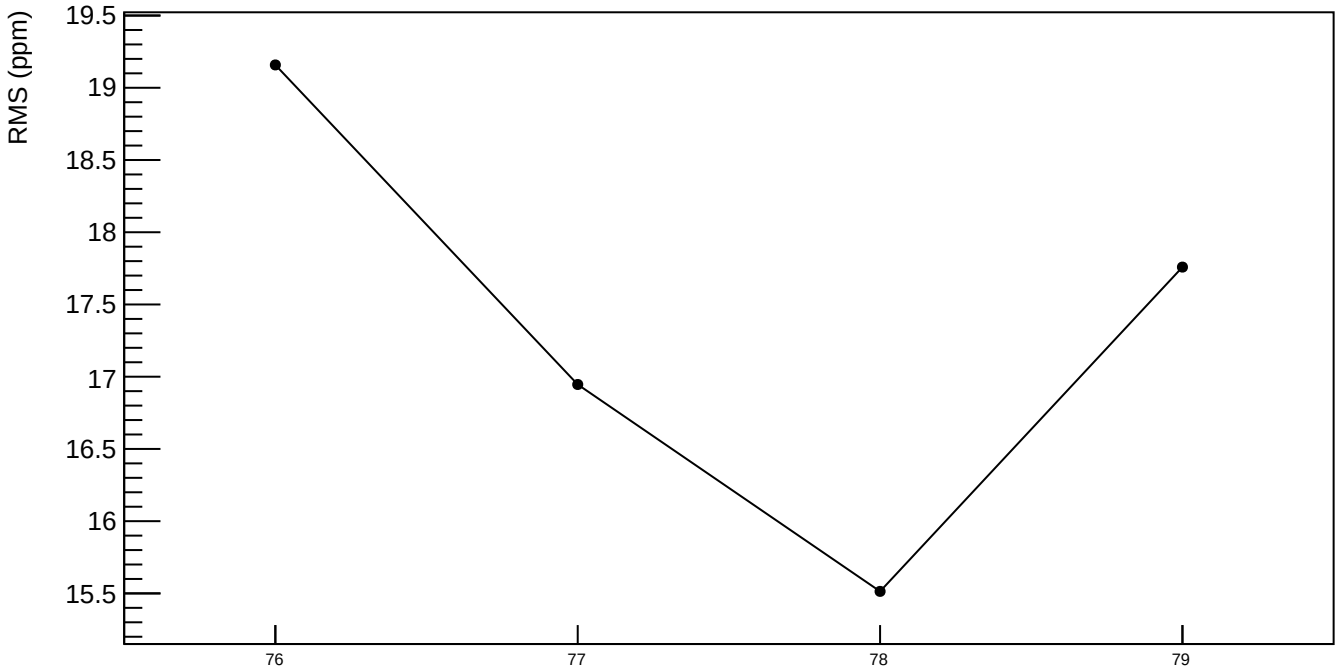

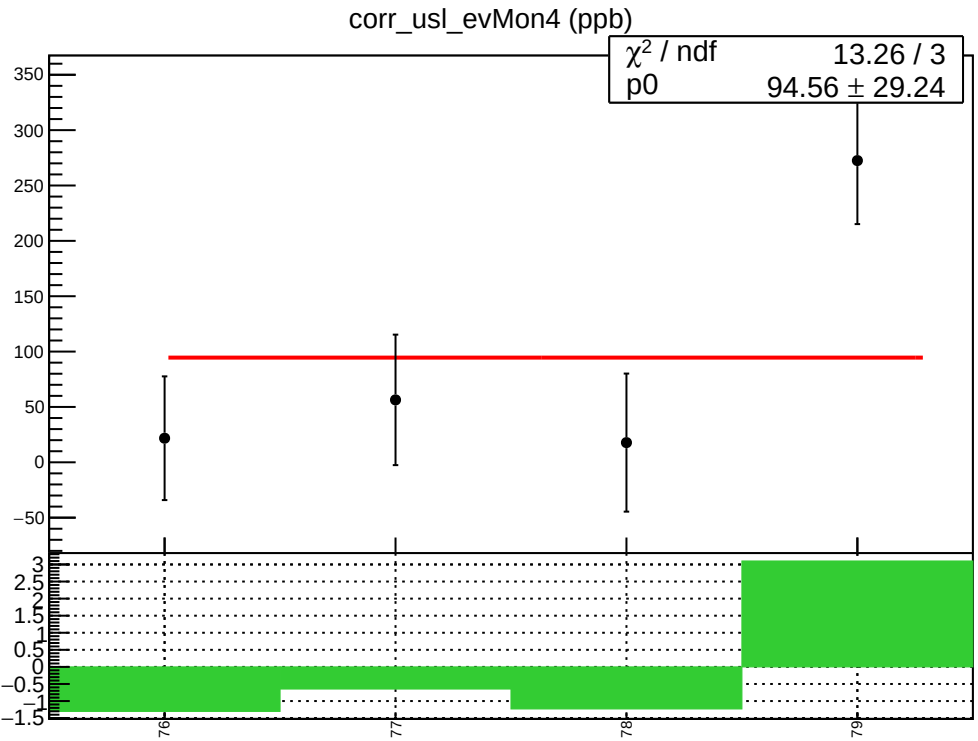
corr_usl_evMon4 (ppb)
χ² / ndf 13.26 / 3
p0 94.56 ± 29.24
350
300
250
200
150
100
50
0
−50
3
2.5
2
1.5
1
0.5
0
−0.5
−1
−1.5
76
77
78
79

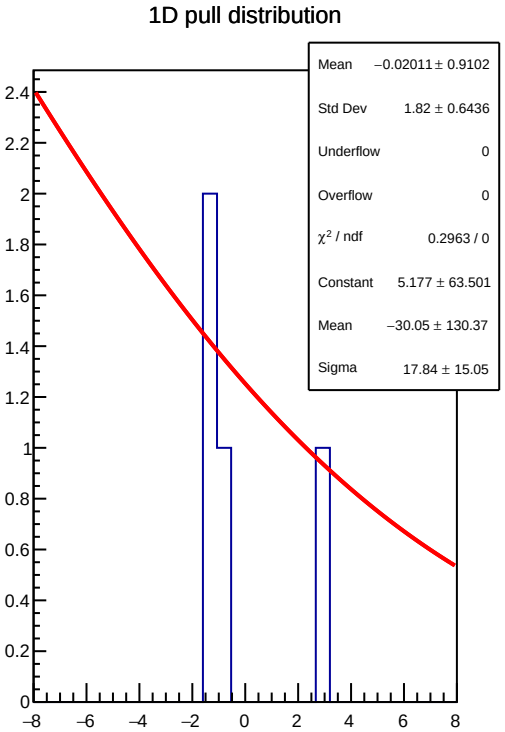
1D pull distribution
Mean −0.02011 ± 0.9102
Std Dev 1.82 ± 0.6436
Underflow 0
Overflow 0
χ² / ndf 0.2963 / 0
Constant 5.177 ± 63.501
Mean −30.05 ± 130.37
Sigma 17.84 ± 15.05
2.4
2.2
2
1.8
1.6
1.4
1.2
1
0.8
0.6
0.4
0.2
0
−8
−6
−4
−2
0
2
4
6
8

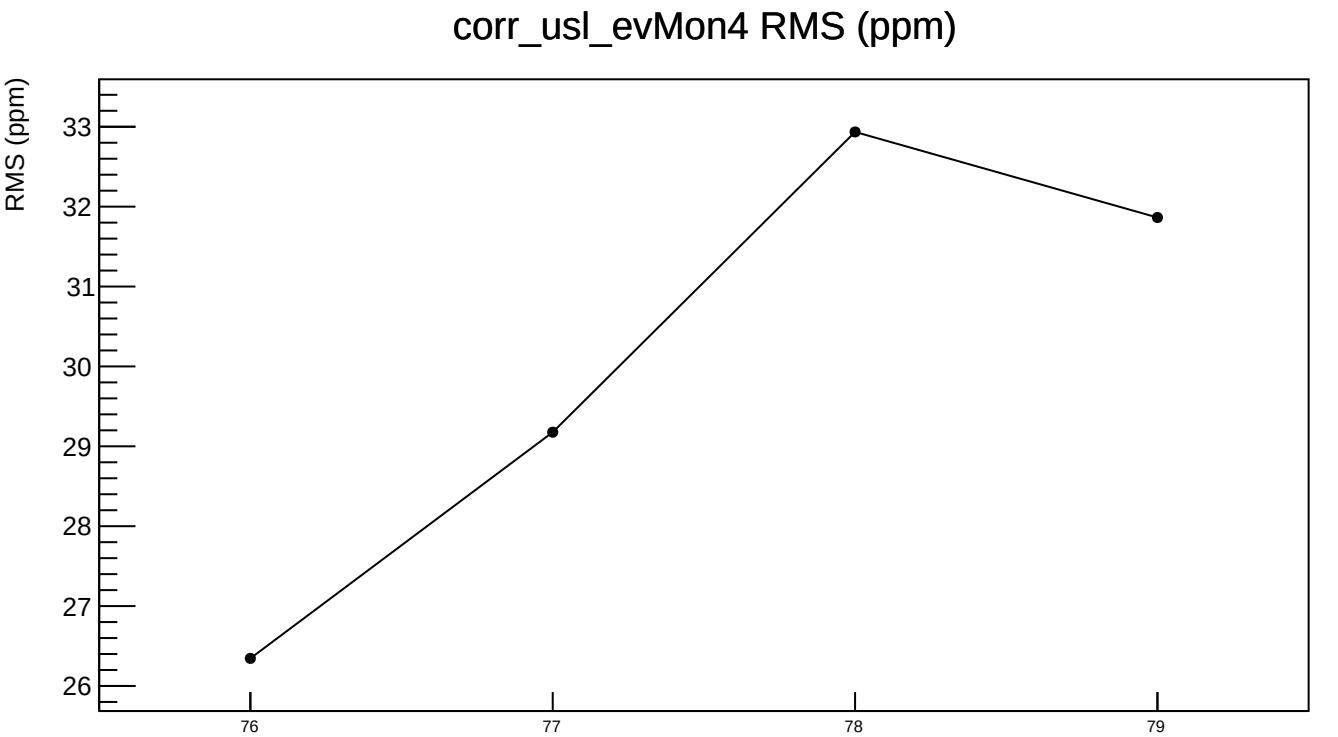
corr_usl_evMon4 RMS (ppm)
RMS (ppm)
33
32
31
30
29
28
27
26
76
77
78
79

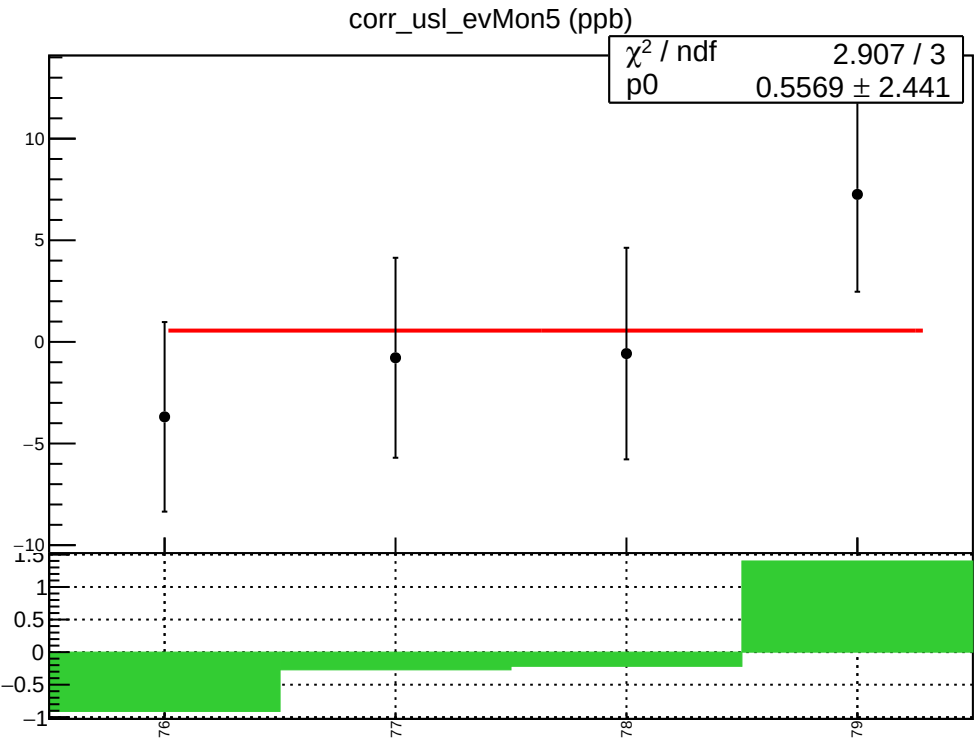
corr_usl_evMon5 (ppb)
χ² / ndf 2.907 / 3
p0 0.5569 ± 2.441
10
5
0
−5
−10
1.5
1
0.5
0
−0.5
−1
76
77
78
79

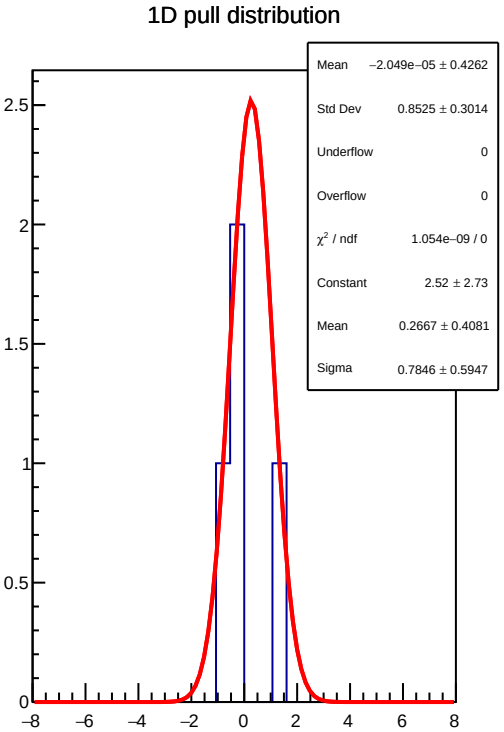
1D pull distribution
Mean −2.049e−05 ± 0.4262
Std Dev 0.8525 ± 0.3014
Underflow 0
Overflow 0
χ² / ndf 1.054e−09 / 0
Constant 2.52 ± 2.73
Mean 0.2667 ± 0.4081
Sigma 0.7846 ± 0.5947
2.5
2
1.5
1
0.5
0
−8
−6
−4
−2
0
2
4
6
8

corr_usl_evMon5 RMS (ppm)

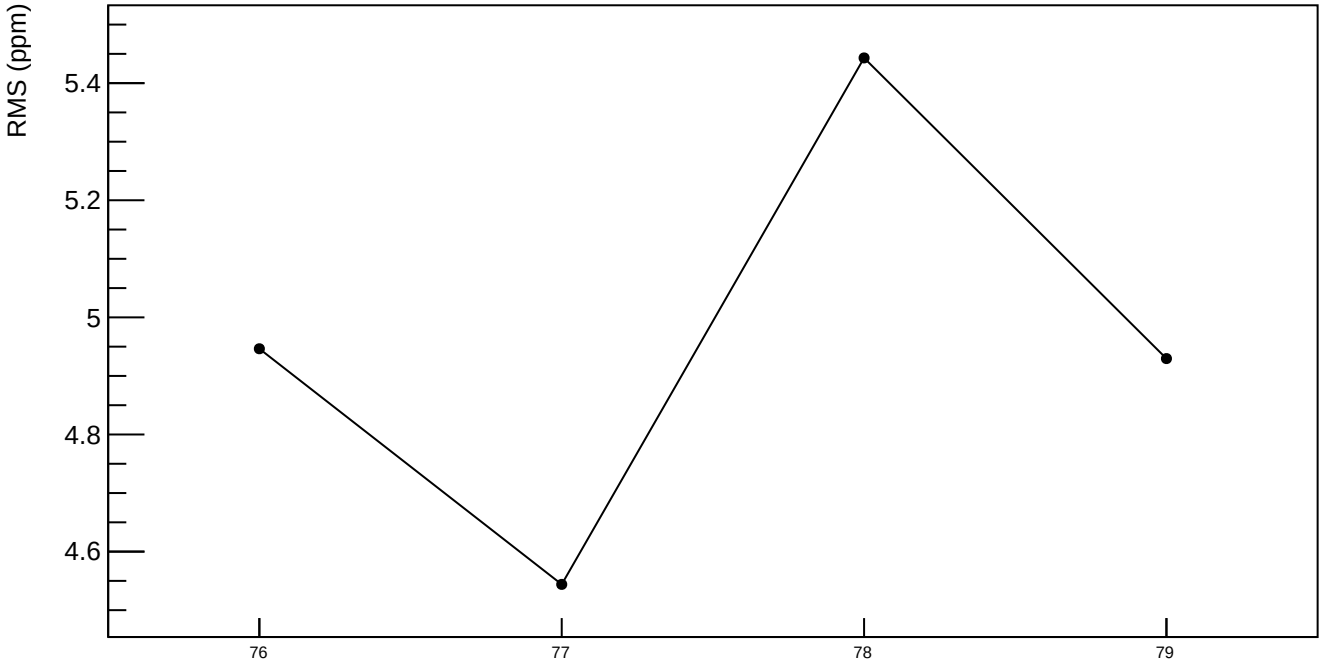

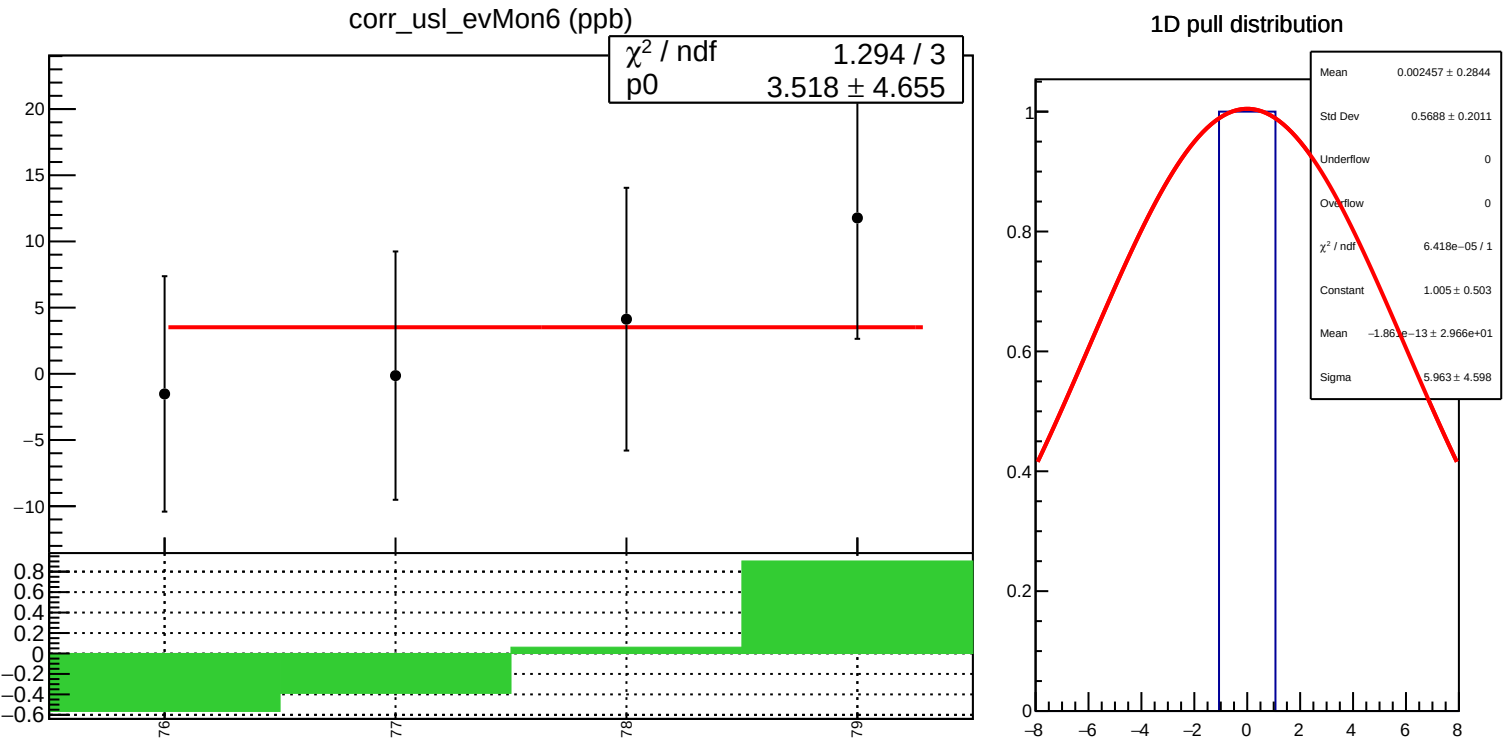
corr_usl_evMon6 (ppb)
χ² / ndf 1.294 / 3
p0 3.518 ± 4.655
1D pull distribution
Mean 0.002457 ± 0.2844
Std Dev 0.5688 ± 0.2011
Underflow 0
Overflow 0
χ² / ndf 6.418e−05 / 1
Constant 1.005 ± 0.503
Mean −1.861e−13 ± 2.966e+01
Sigma 5.963 ± 4.598

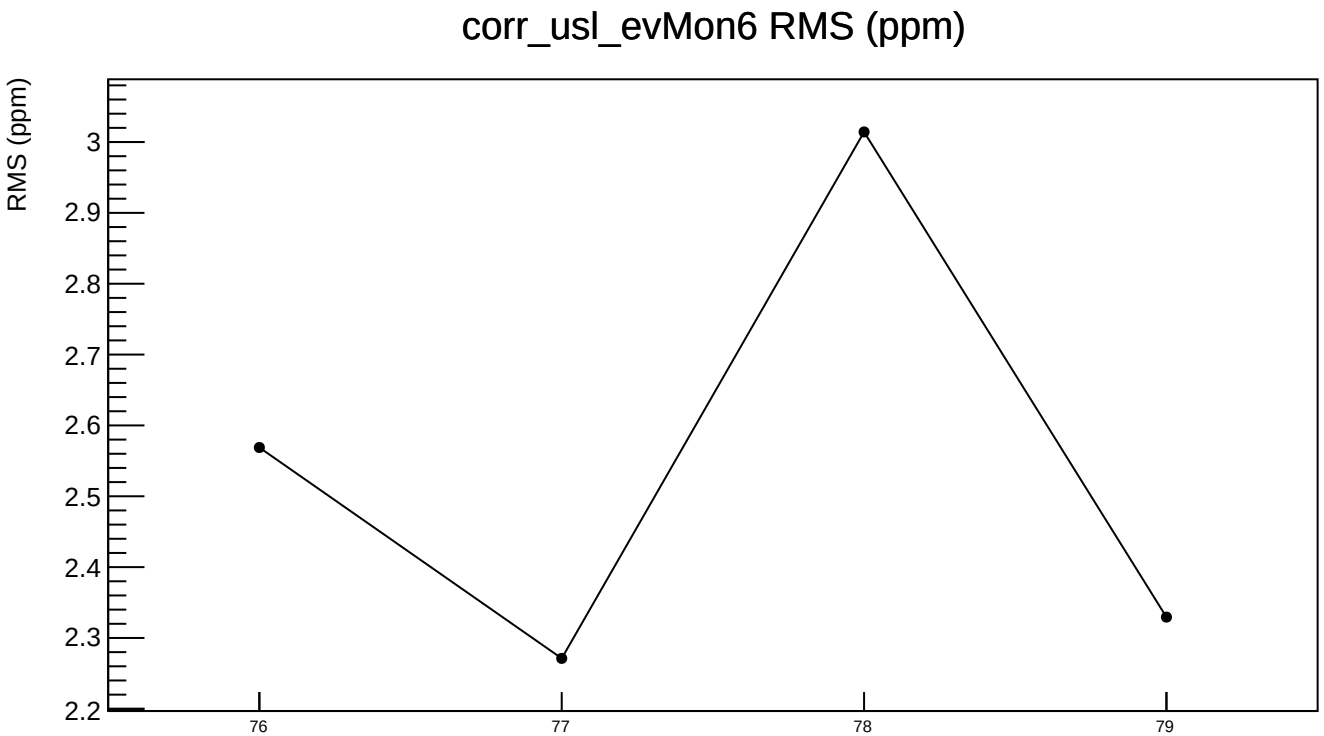
corr_usl_evMon6 RMS (ppm)
RMS (ppm)
3
2.9
2.8
2.7
2.6
2.5
2.4
2.3
2.2
76
77
78
79

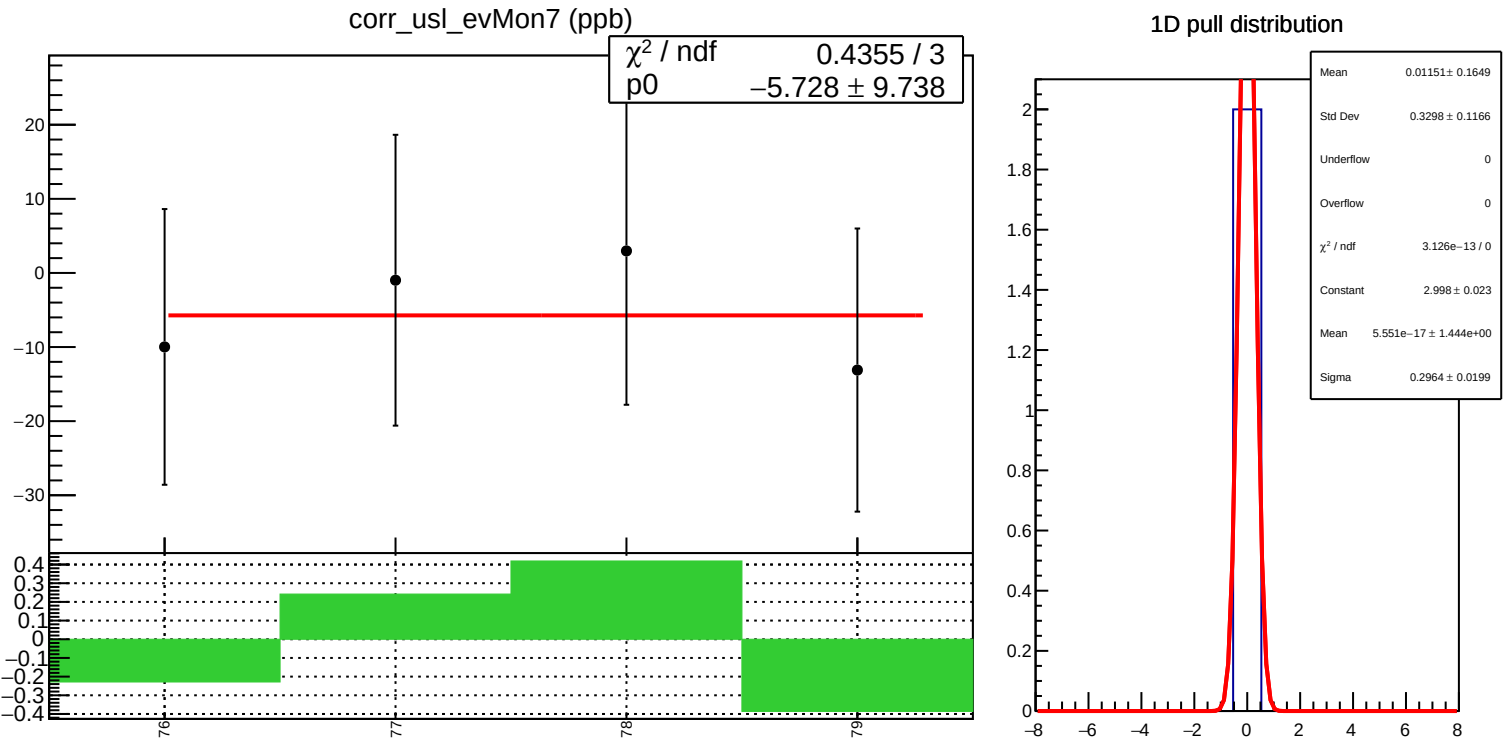
corr_usl_evMon7 (ppb)
χ² / ndf 0.4355 / 3
p0 −5.728 ± 9.738
20
10
0
−10
−20
−30
0.4
0.3
0.2
0.1
0
−0.1
−0.2
−0.3
−0.4
76
77
78
79
1D pull distribution
Mean 0.01151 ± 0.1649
Std Dev 0.3298 ± 0.1166
Underflow 0
Overflow 0
χ² / ndf 3.126e−13 / 0
Constant 2.998 ± 0.023
Mean 5.551e−17 ± 1.444e+00
Sigma 0.2964 ± 0.0199
2
1.8
1.6
1.4
1.2
1
0.8
0.6
0.4
0.2
0
−8
−6
−4
−2
0
2
4
6
8

corr_usl_evMon7 RMS (ppm)

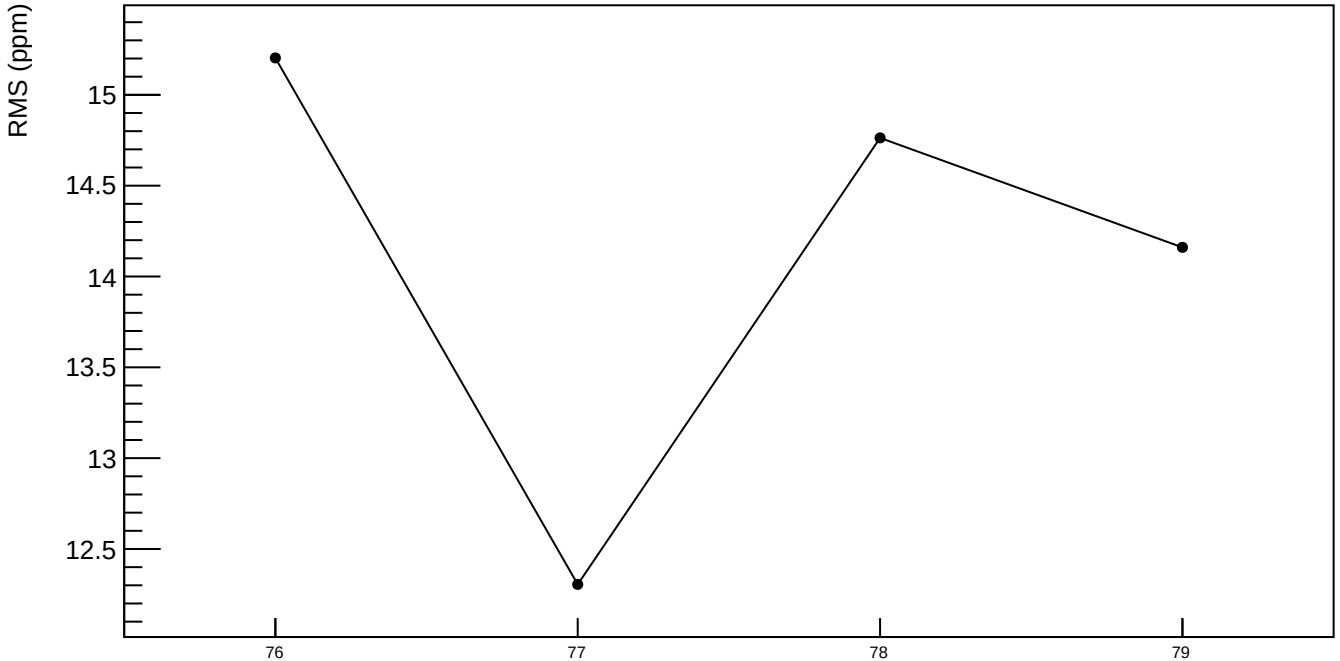

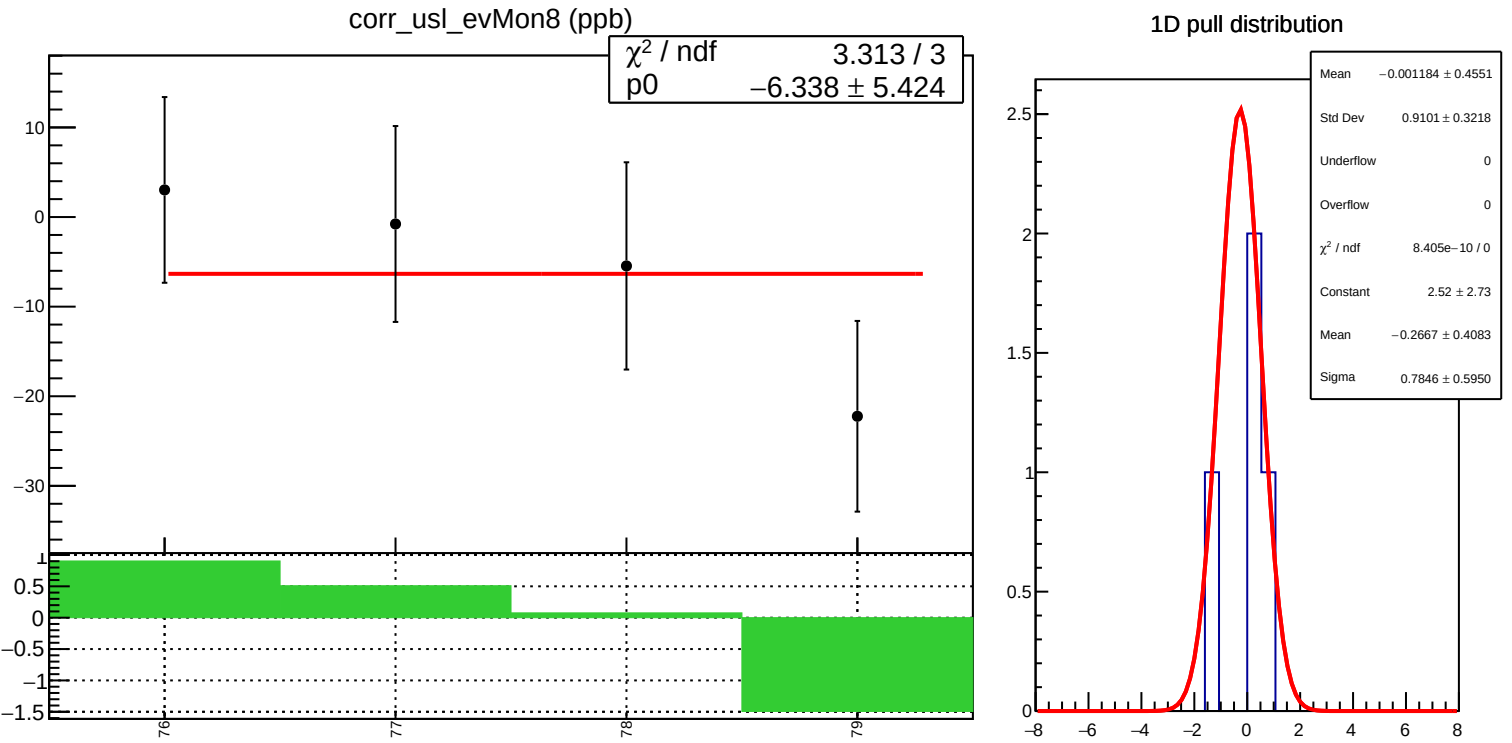
corr_usl_evMon8 (ppb)
χ² / ndf 3.313 / 3
p0 −6.338 ± 5.424
1D pull distribution
Mean −0.001184 ± 0.4551
Std Dev 0.9101 ± 0.3218
Underflow 0
Overflow 0
χ² / ndf 8.405e−10 / 0
Constant 2.52 ± 2.73
Mean −0.2667 ± 0.4083
Sigma 0.7846 ± 0.5950

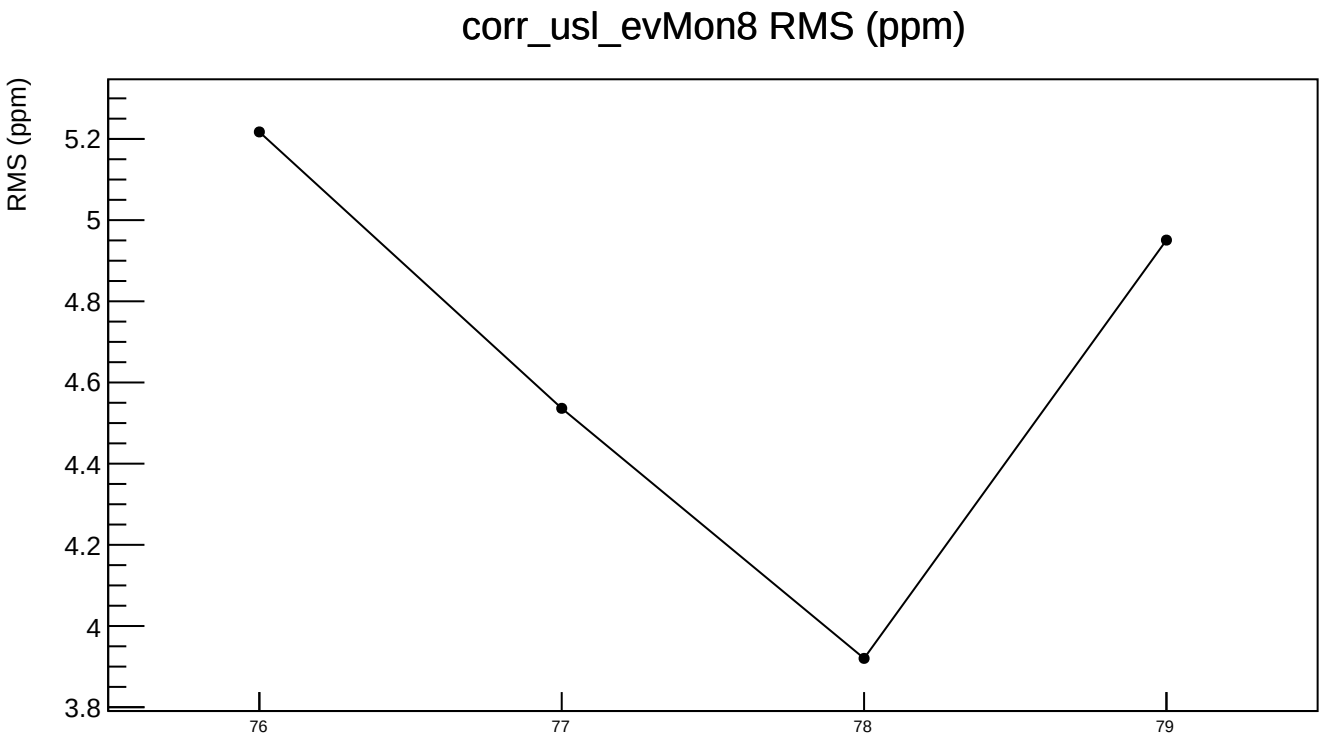
corr_usl_evMon8 RMS (ppm)
RMS (ppm)
5.2
5
4.8
4.6
4.4
4.2
4
3.8
76
77
78
79

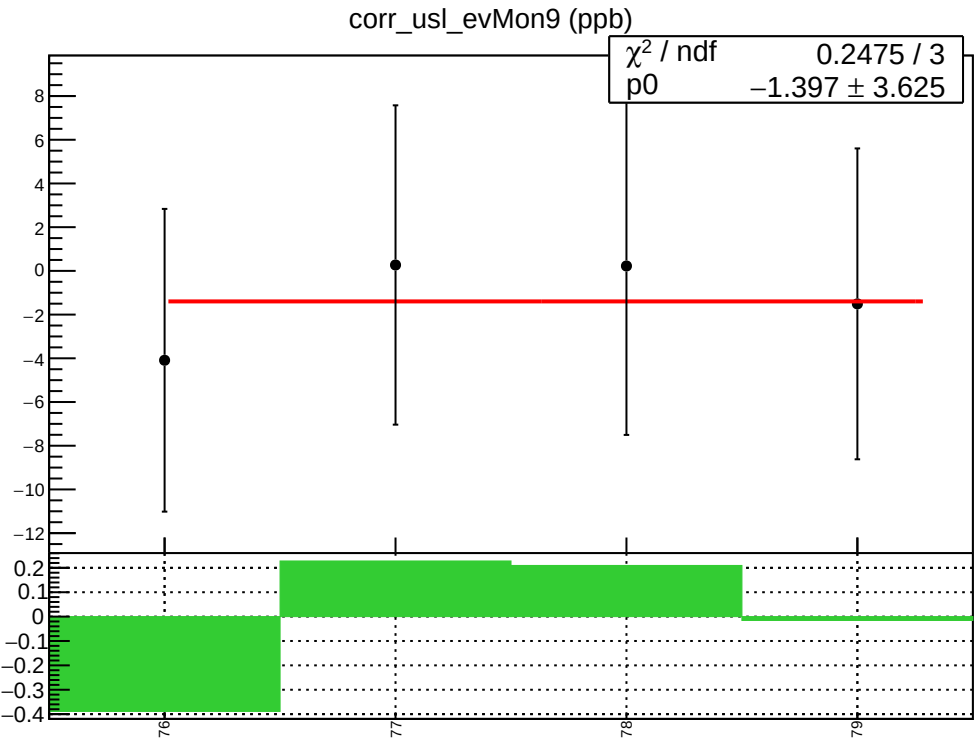
corr_usl_evMon9 (ppb)
χ² / ndf 0.2475 / 3
p0 −1.397 ± 3.625
8
6
4
2
0
−2
−4
−6
−8
−10
−12
0.2
0.1
0
−0.1
−0.2
−0.3
−0.4
76
77
78
79

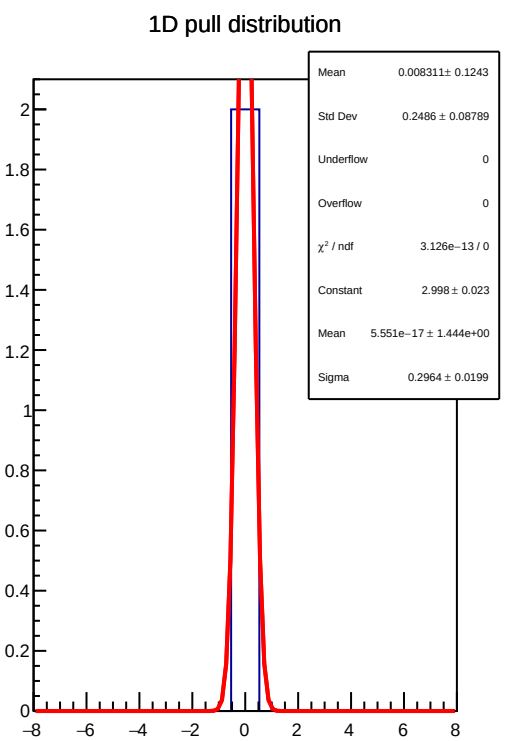
1D pull distribution
Mean 0.008311 ± 0.1243
Std Dev 0.2486 ± 0.08789
Underflow 0
Overflow 0
χ² / ndf 3.126e−13 / 0
Constant 2.998 ± 0.023
Mean 5.551e−17 ± 1.444e+00
Sigma 0.2964 ± 0.0199
2
1.8
1.6
1.4
1.2
1
0.8
0.6
0.4
0.2
0
−8
−6
−4
−2
0
2
4
6
8

corr_usl_evMon9 RMS (ppm)

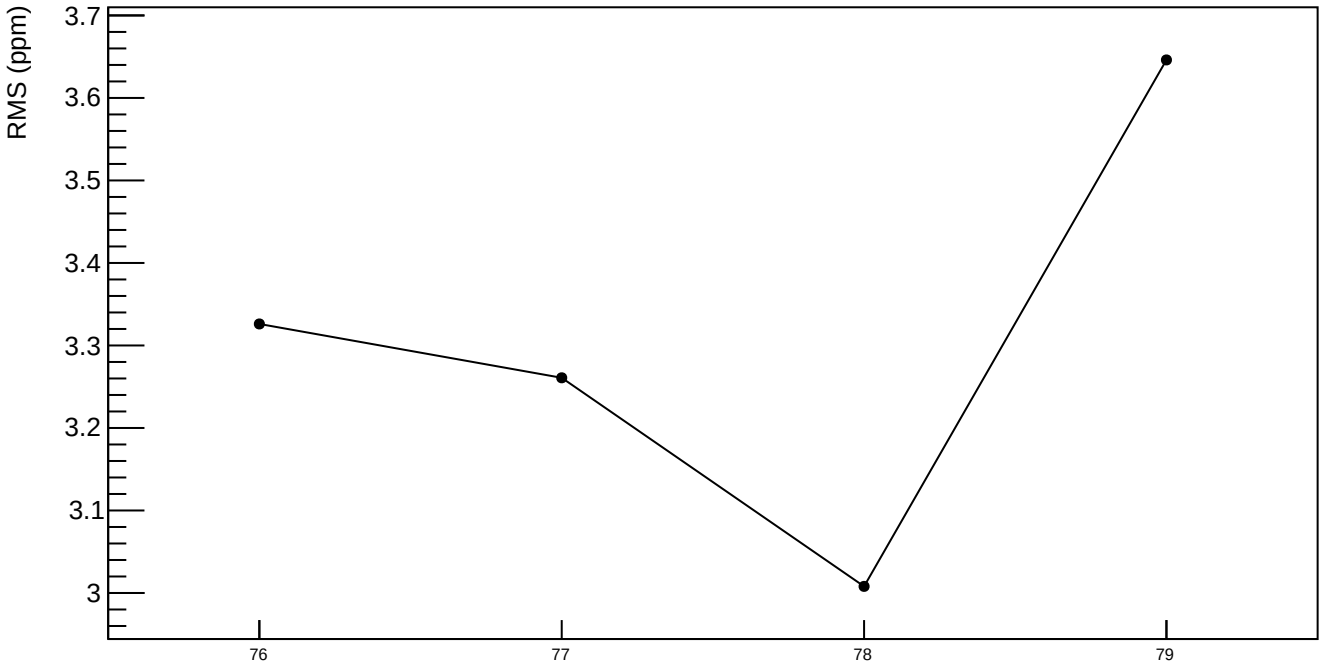

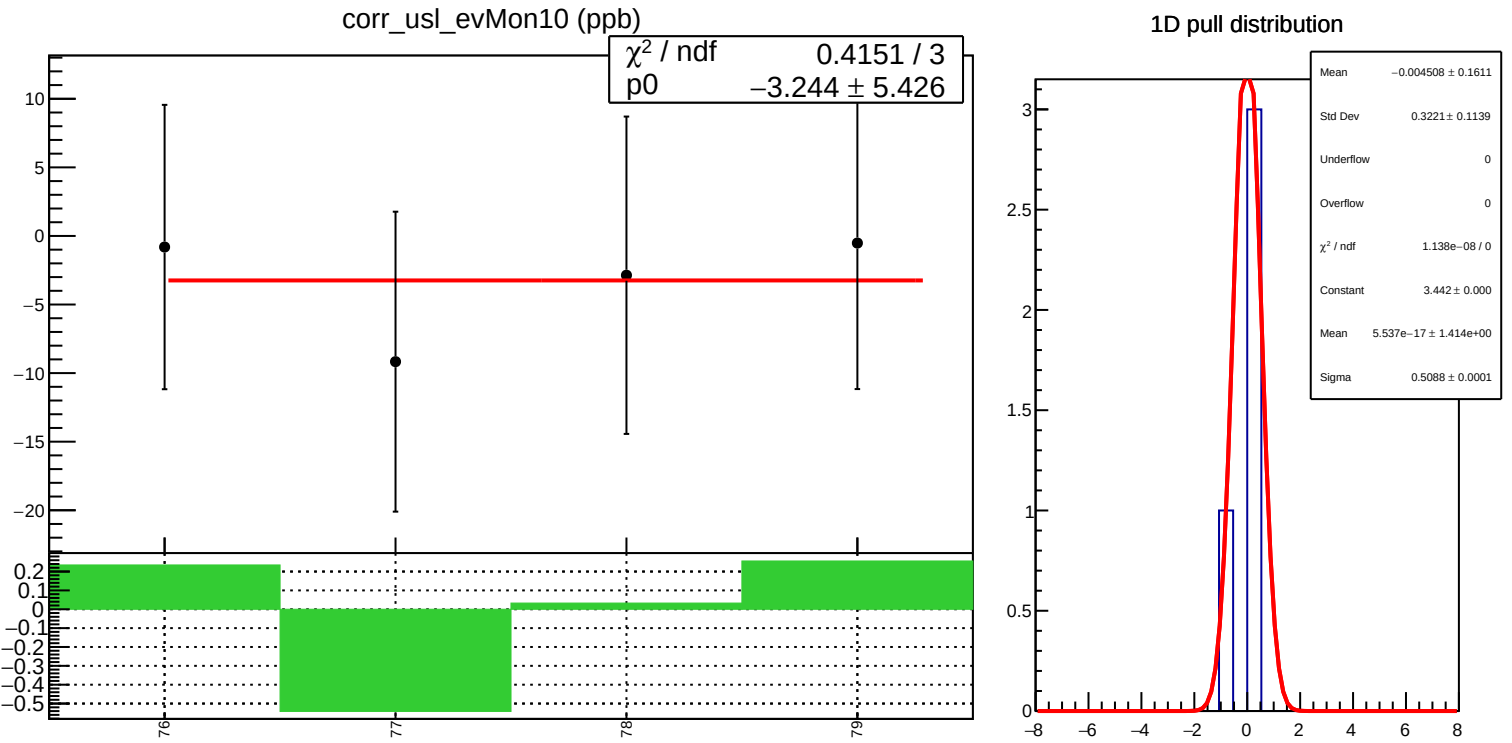
corr_usl_evMon10 (ppb)
χ² / ndf 0.4151 / 3
p0 −3.244 ± 5.426
1D pull distribution
Mean −0.004508 ± 0.1611
Std Dev 0.3221 ± 0.1139
Underflow 0
Overflow 0
χ² / ndf 1.138e−08 / 0
Constant 3.442 ± 0.000
Mean 5.537e−17 ± 1.414e+00
Sigma 0.5088 ± 0.0001

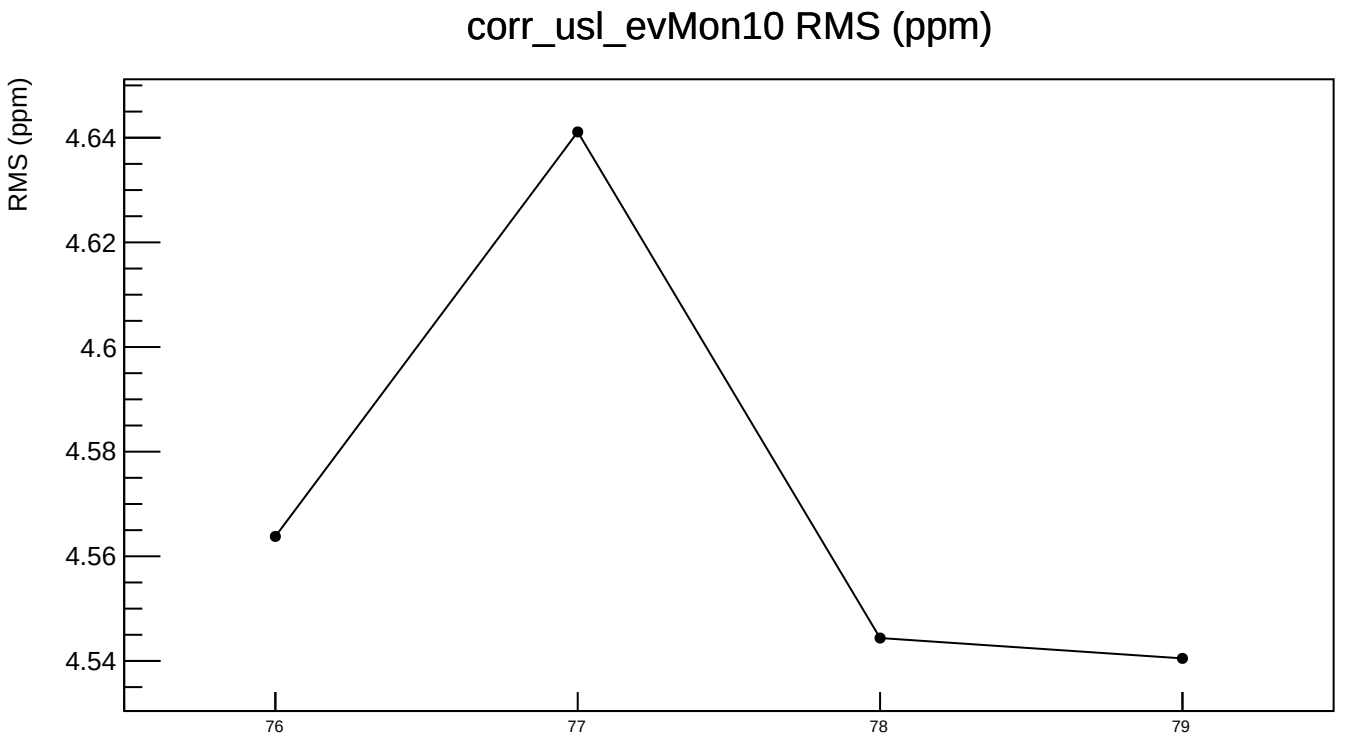
corr_usl_evMon10 RMS (ppm)
RMS (ppm)
4.64
4.62
4.6
4.58
4.56
4.54
76
77
78
79

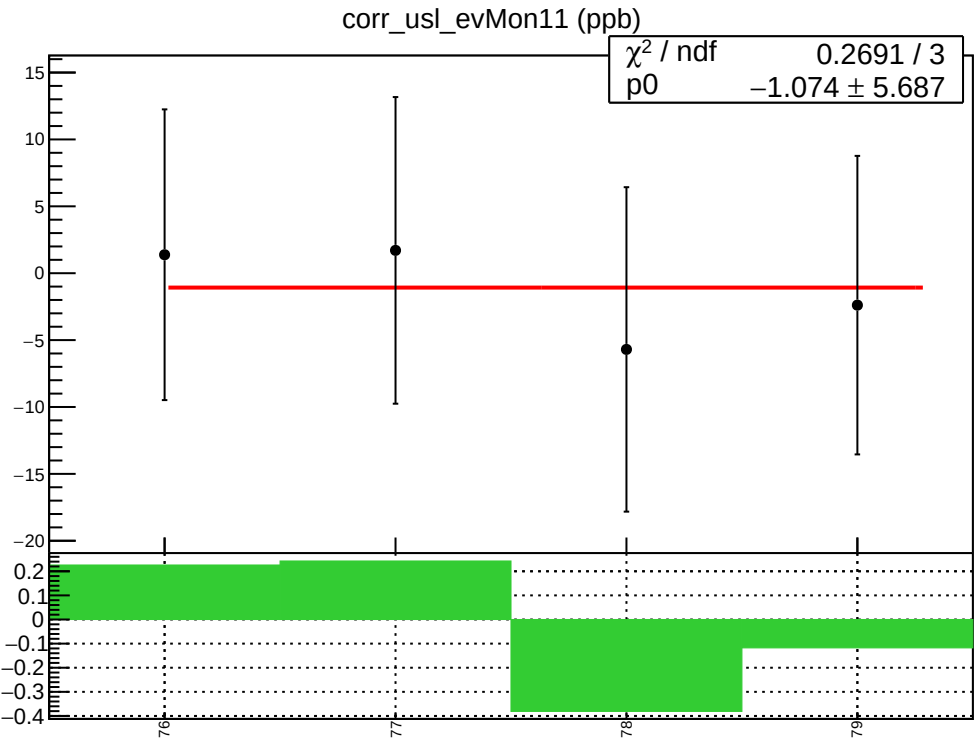
corr_usl_evMon11 (ppb)
χ² / ndf 0.2691 / 3
p0 −1.074 ± 5.687
15
10
5
0
−5
−10
−15
−20
0.2
0.1
0
−0.1
−0.2
−0.3
−0.4
76
77
78
79

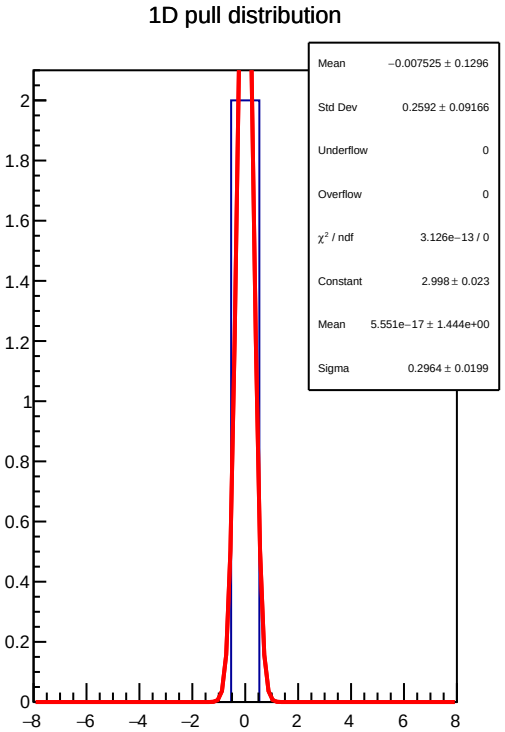
1D pull distribution
Mean −0.007525 ± 0.1296
Std Dev 0.2592 ± 0.09166
Underflow 0
Overflow 0
χ² / ndf 3.126e−13 / 0
Constant 2.998 ± 0.023
Mean 5.551e−17 ± 1.444e+00
Sigma 0.2964 ± 0.0199
2
1.8
1.6
1.4
1.2
1
0.8
0.6
0.4
0.2
0
−8
−6
−4
−2
0
2
4
6
8

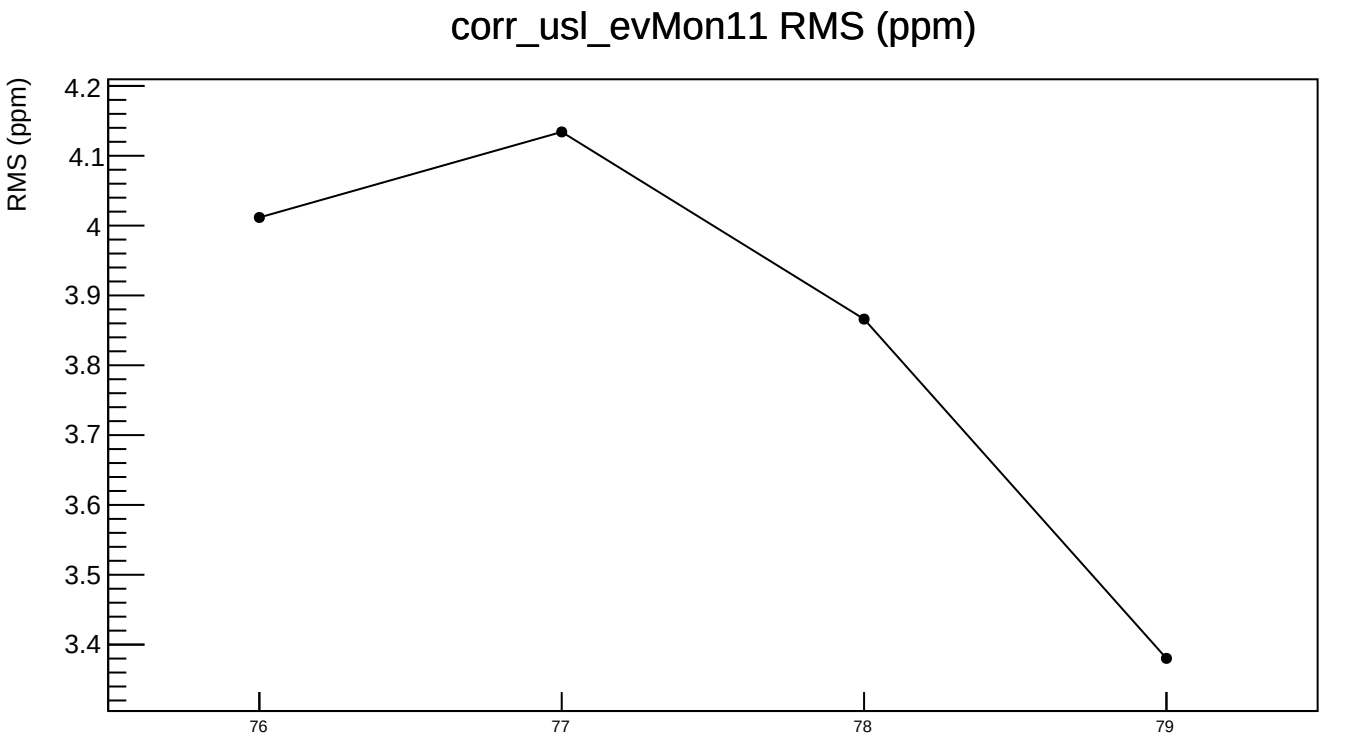
corr_usl_evMon11 RMS (ppm)
RMS (ppm)
4.2
4.1
4
3.9
3.8
3.7
3.6
3.5
3.4
76
77
78
79

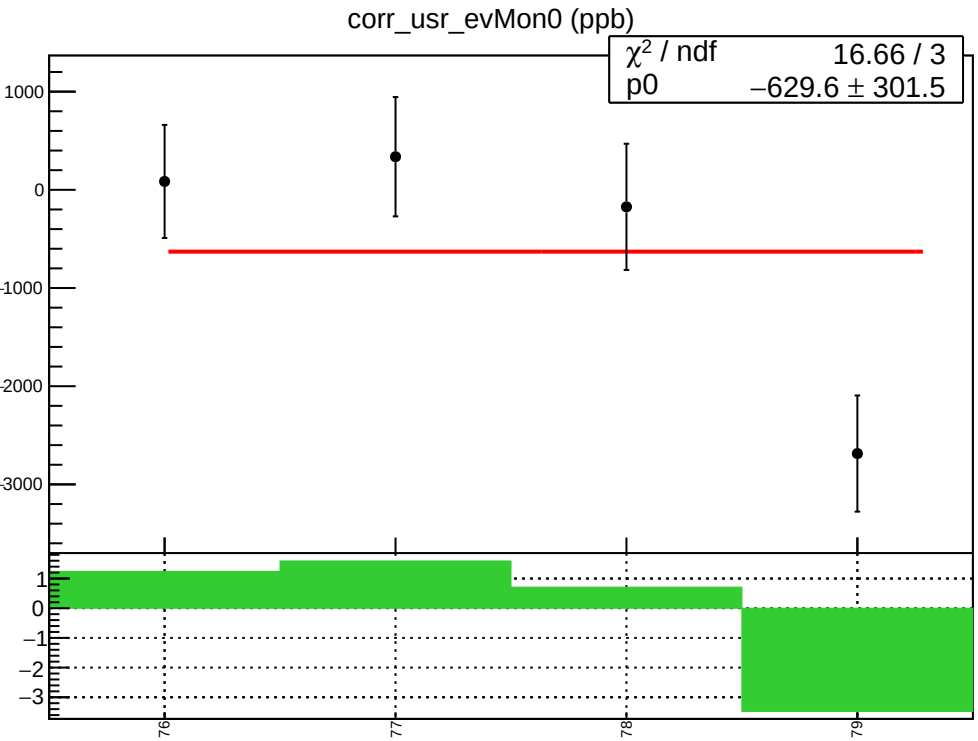
corr_usr_evMon0 (ppb)
χ² / ndf 16.66 / 3
p0 −629.6 ± 301.5
1000
0
-1000
-2000
-3000
1
0
−1
−2
−3
76
77
78
79

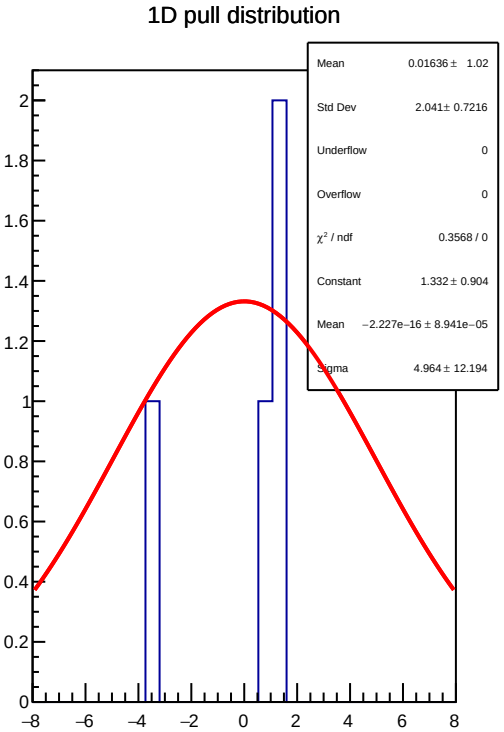
1D pull distribution
Mean 0.01636 ± 1.02
Std Dev 2.041 ± 0.7216
Underflow 0
Overflow 0
χ² / ndf 0.3568 / 0
Constant 1.332 ± 0.904
Mean −2.227e−16 ± 8.941e−05
Sigma 4.964 ± 12.194
2
1.8
1.6
1.4
1.2
1
0.8
0.6
0.4
0.2
0
−8
−6
−4
−2
0
2
4
6
8

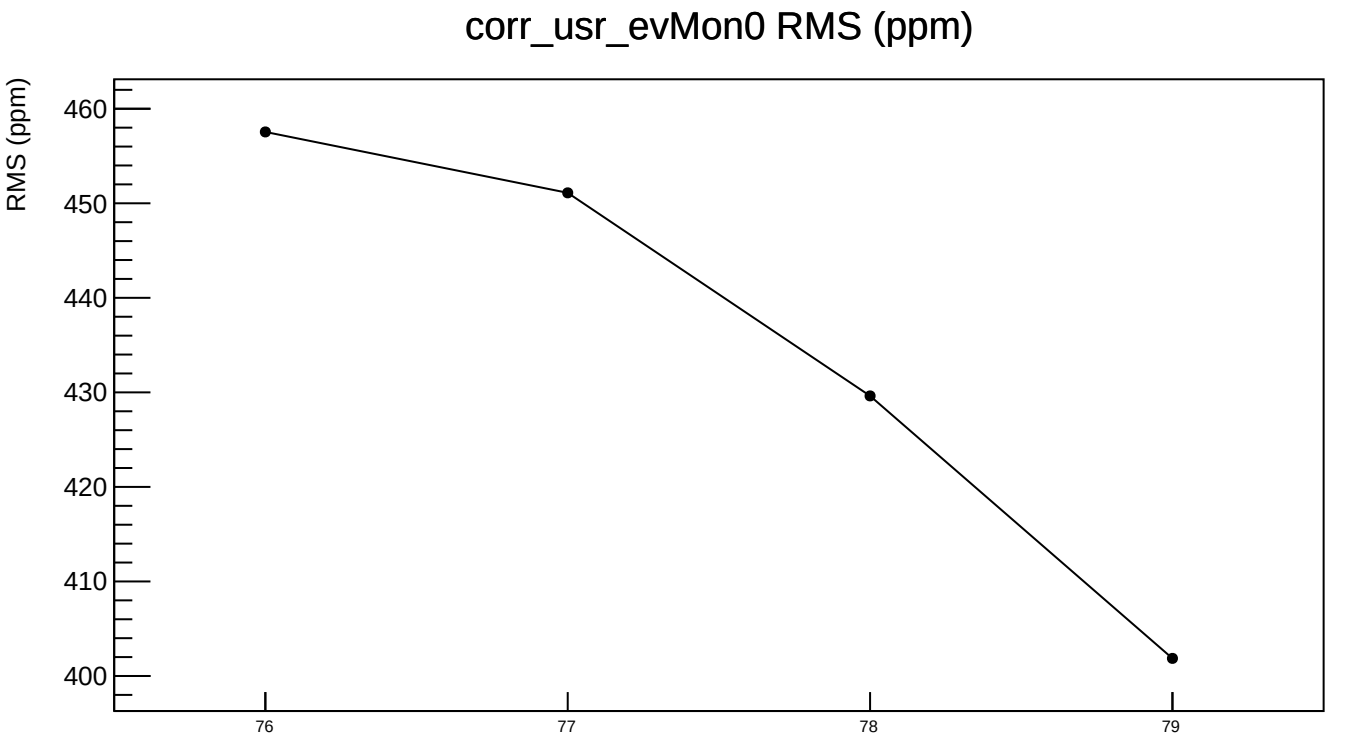
corr_usr_evMon0 RMS (ppm)
RMS (ppm)
460
450
440
430
420
410
400
76
77
78
79

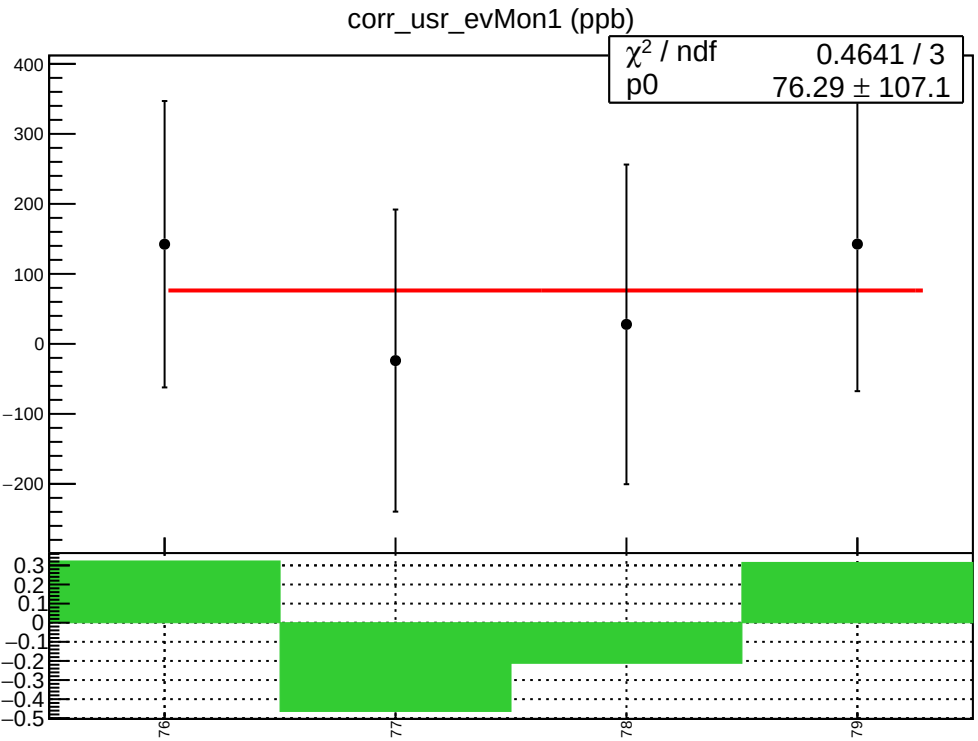
corr_usr_evMon1 (ppb)
χ² / ndf 0.4641 / 3
p0 76.29 ± 107.1
400
300
200
100
0
−100
−200
0.3
0.2
0.1
0
−0.1
−0.2
−0.3
−0.4
−0.5
76
77
78
79

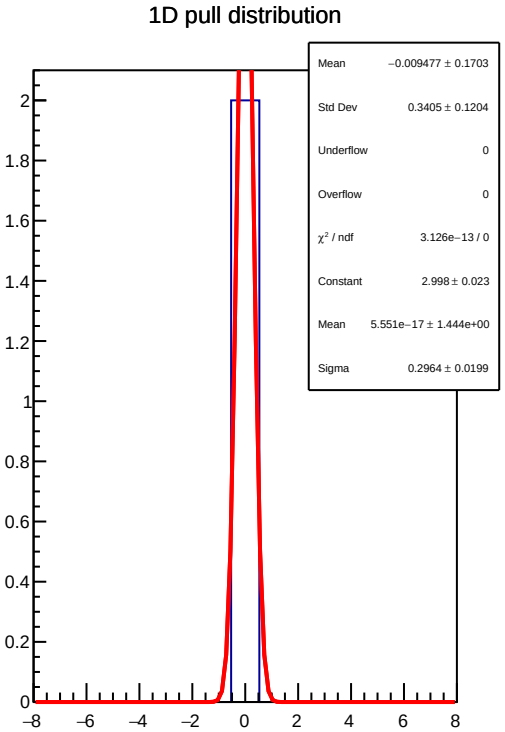
1D pull distribution
Mean −0.009477 ± 0.1703
Std Dev 0.3405 ± 0.1204
Underflow 0
Overflow 0
χ² / ndf 3.126e−13 / 0
Constant 2.998 ± 0.023
Mean 5.551e−17 ± 1.444e+00
Sigma 0.2964 ± 0.0199
2
1.8
1.6
1.4
1.2
1
0.8
0.6
0.4
0.2
0
−8
−6
−4
−2
0
2
4
6
8

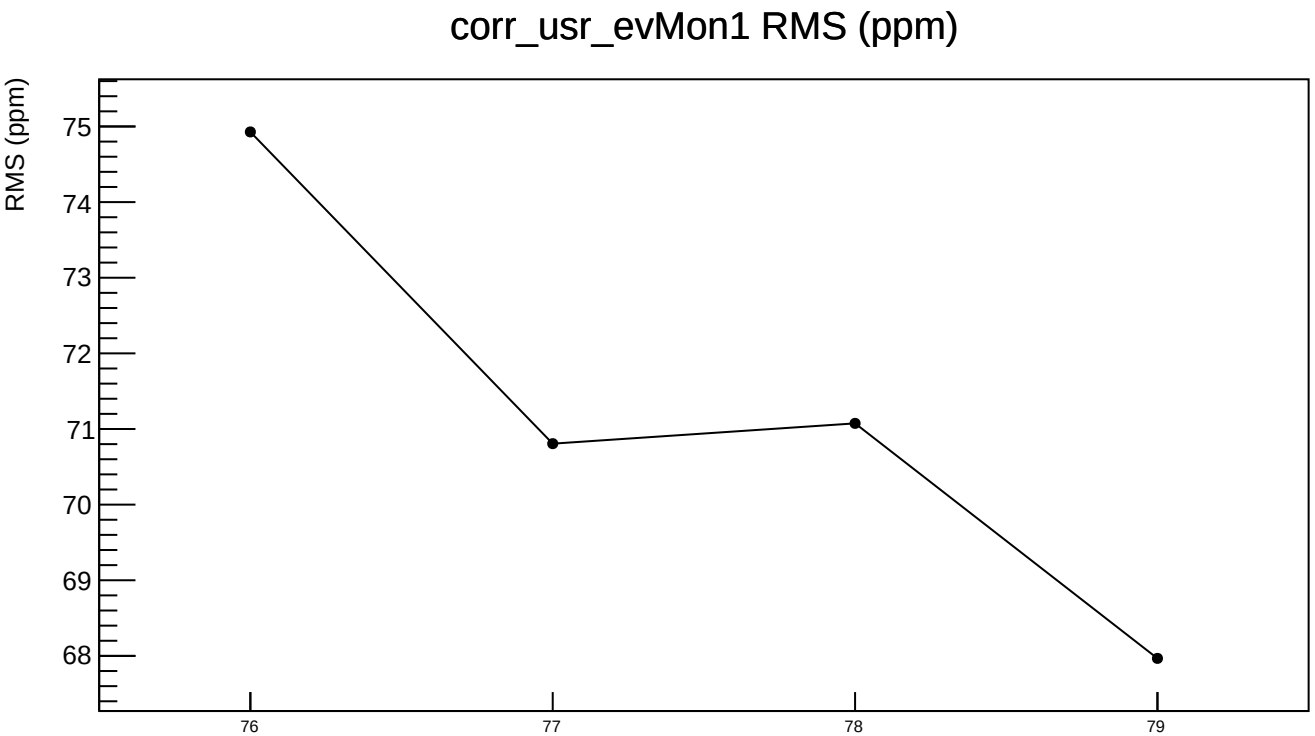
corr_usr_evMon1 RMS (ppm)
RMS (ppm)
75
74
73
72
71
70
69
68
76
77
78
79

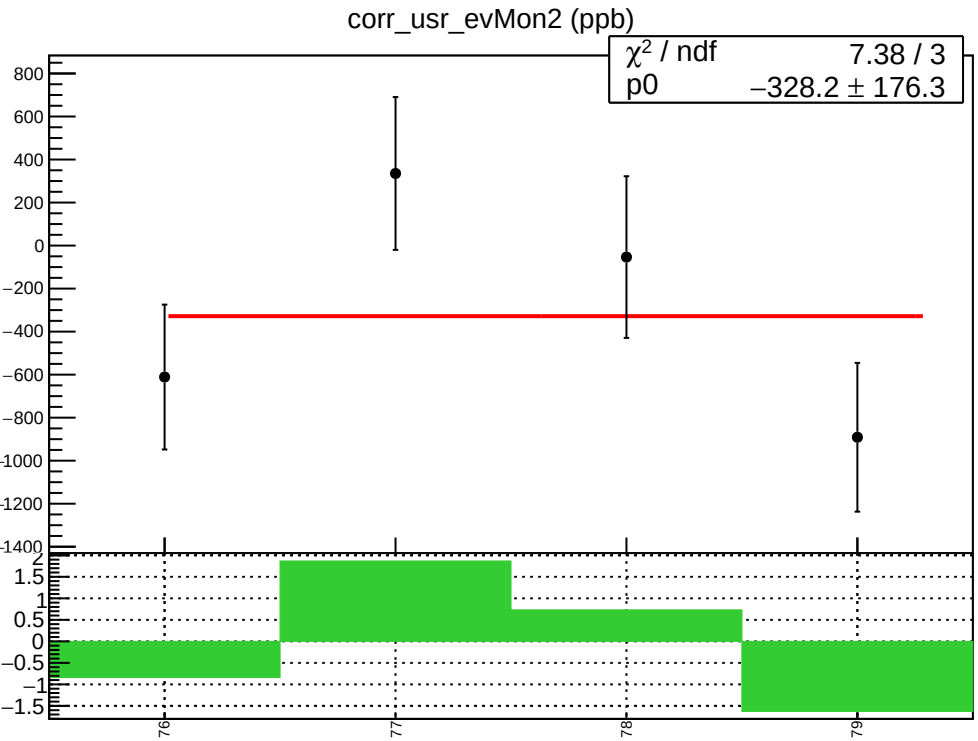
corr_usr_evMon2 (ppb)
χ² / ndf 7.38 / 3
p0 −328.2 ± 176.3
800
600
400
200
0
−200
−400
−600
−800
−1000
−1200
−1400
2
1.5
1
0.5
0
−0.5
−1
−1.5
76
77
78
79

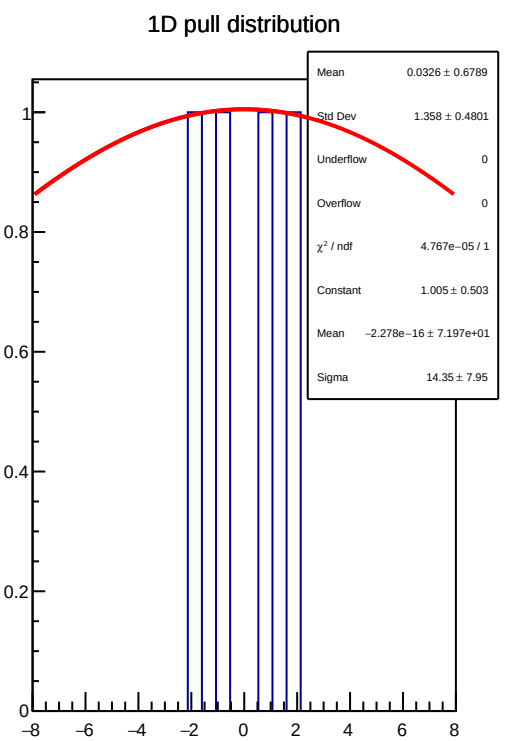
1D pull distribution
Mean 0.0326 ± 0.6789
Std Dev 1.358 ± 0.4801
Underflow 0
Overflow 0
χ² / ndf 4.767e−05 / 1
Constant 1.005 ± 0.503
Mean −2.278e−16 ± 7.197e+01
Sigma 14.35 ± 7.95
1
0.8
0.6
0.4
0.2
0
−8
−6
−4
−2
0
2
4
6
8

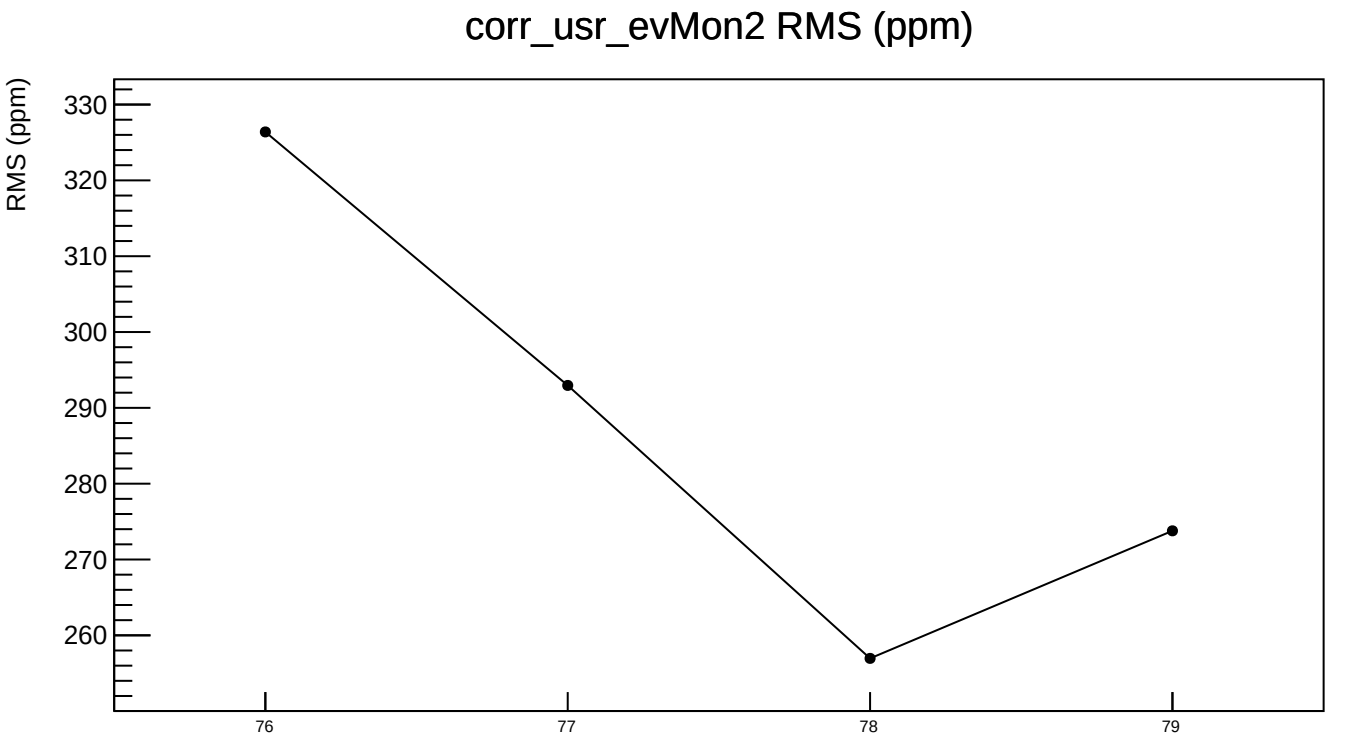
corr_usr_evMon2 RMS (ppm)
RMS (ppm)
330
320
310
300
290
280
270
260
76
77
78
79

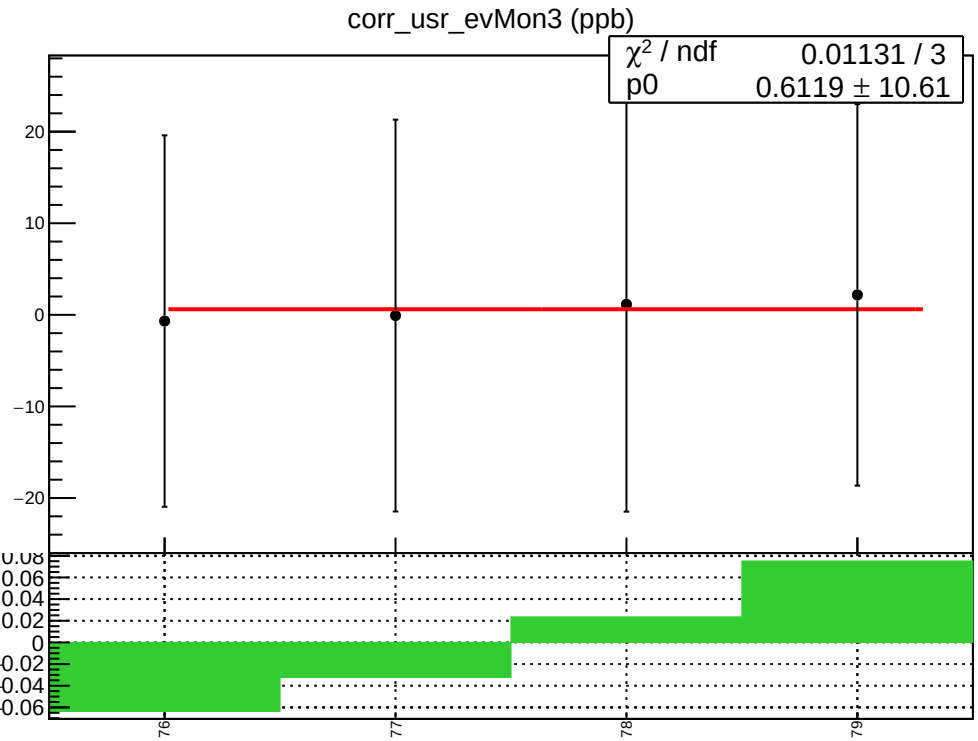
corr_usr_evMon3 (ppb)
χ² / ndf 0.01131 / 3
p0 0.6119 ± 10.61
20
10
0
−10
−20
0.08
0.06
0.04
0.02
0
−0.02
−0.04
−0.06
76
77
78
79

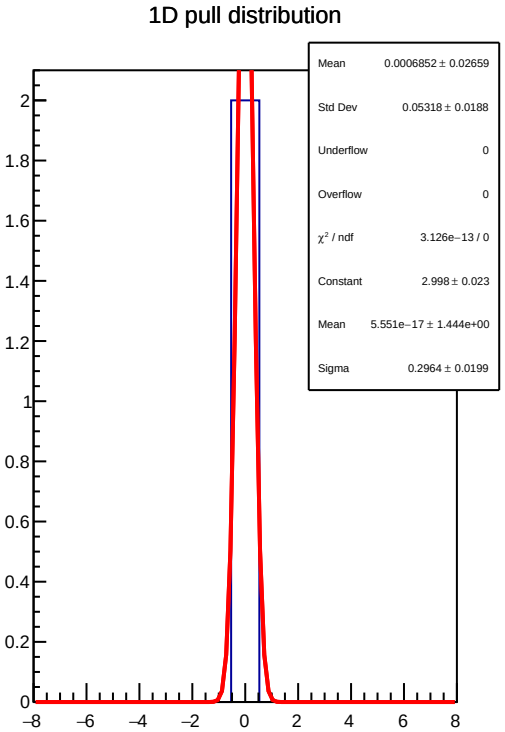
1D pull distribution
Mean 0.0006852 ± 0.02659
Std Dev 0.05318 ± 0.0188
Underflow 0
Overflow 0
χ² / ndf 3.126e−13 / 0
Constant 2.998 ± 0.023
Mean 5.551e−17 ± 1.444e+00
Sigma 0.2964 ± 0.0199
2
1.8
1.6
1.4
1.2
1
0.8
0.6
0.4
0.2
0
−8
−6
−4
−2
0
2
4
6
8

corr_usr_evMon3 RMS (ppm)

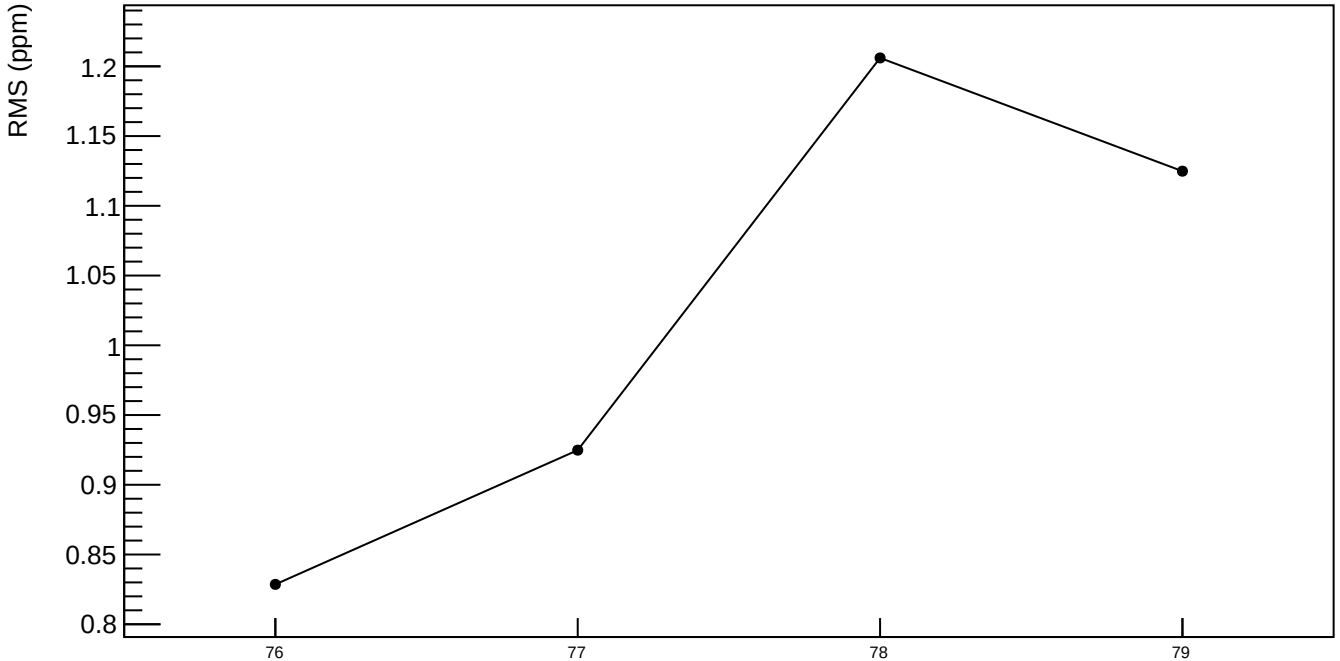

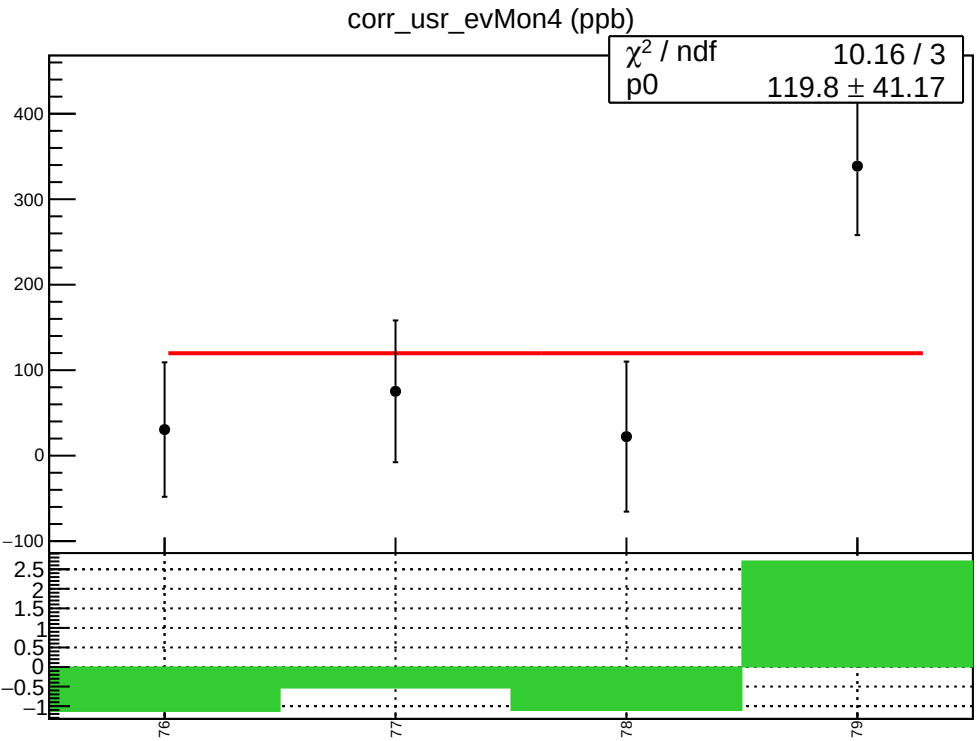
corr_usr_evMon4 (ppb)
χ² / ndf 10.16 / 3
p0 119.8 ± 41.17
400
300
200
100
0
−100
2.5
2
1.5
1
0.5
0
−0.5
−1
76
77
78
79

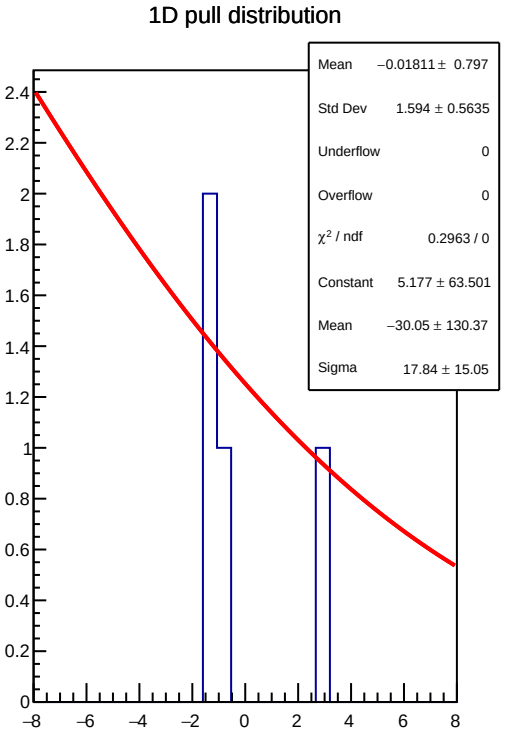
1D pull distribution
Mean −0.01811 ± 0.797
Std Dev 1.594 ± 0.5635
Underflow 0
Overflow 0
χ² / ndf 0.2963 / 0
Constant 5.177 ± 63.501
Mean −30.05 ± 130.37
Sigma 17.84 ± 15.05
2.4
2.2
2
1.8
1.6
1.4
1.2
1
0.8
0.6
0.4
0.2
0
−8
−6
−4
−2
0
2
4
6
8

corr_usr_evMon4 RMS (ppm)

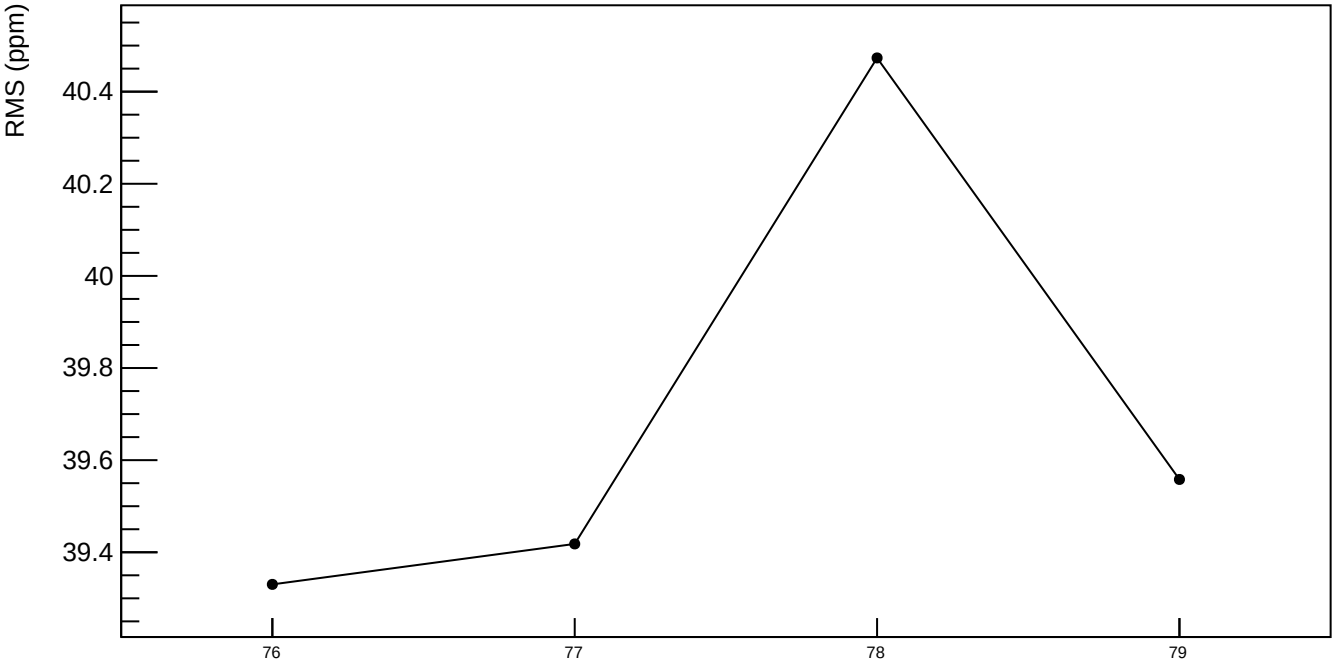

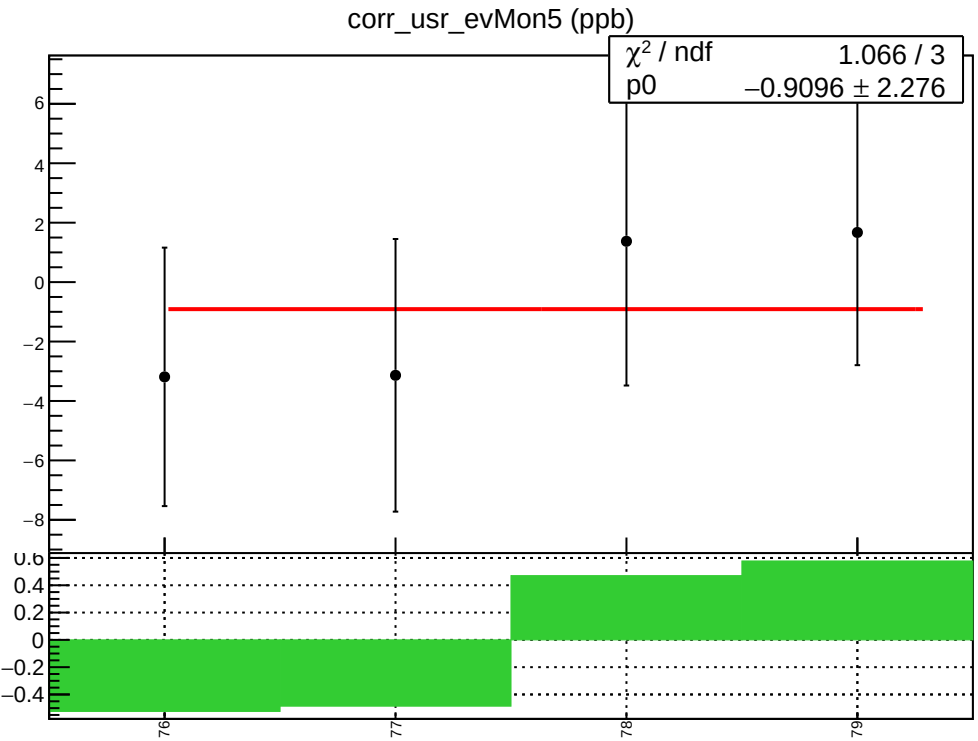
corr_usr_evMon5 (ppb)
χ² / ndf 1.066 / 3
p0 −0.9096 ± 2.276
6
4
2
0
−2
−4
−6
−8
0.6
0.4
0.2
0
−0.2
−0.4
76
77
78
79

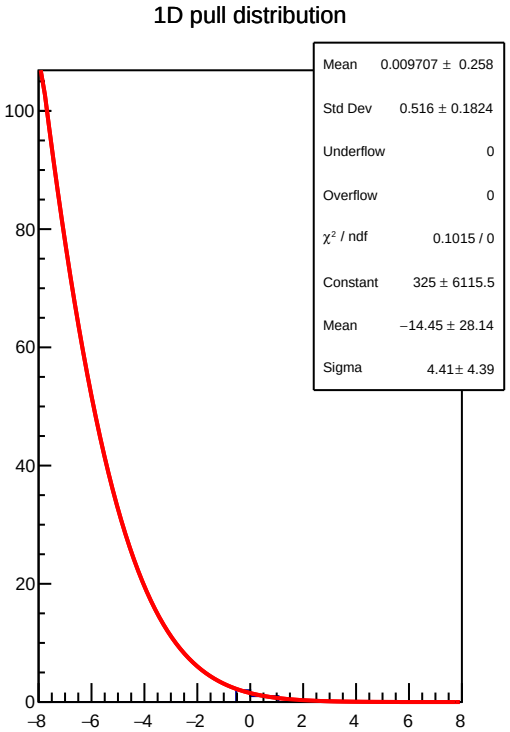
1D pull distribution
Mean 0.009707 ± 0.258
Std Dev 0.516 ± 0.1824
Underflow 0
Overflow 0
χ² / ndf 0.1015 / 0
Constant 325 ± 6115.5
Mean −14.45 ± 28.14
Sigma 4.41± 4.39
100
80
60
40
20
0
−8
−6
−4
−2
0
2
4
6
8

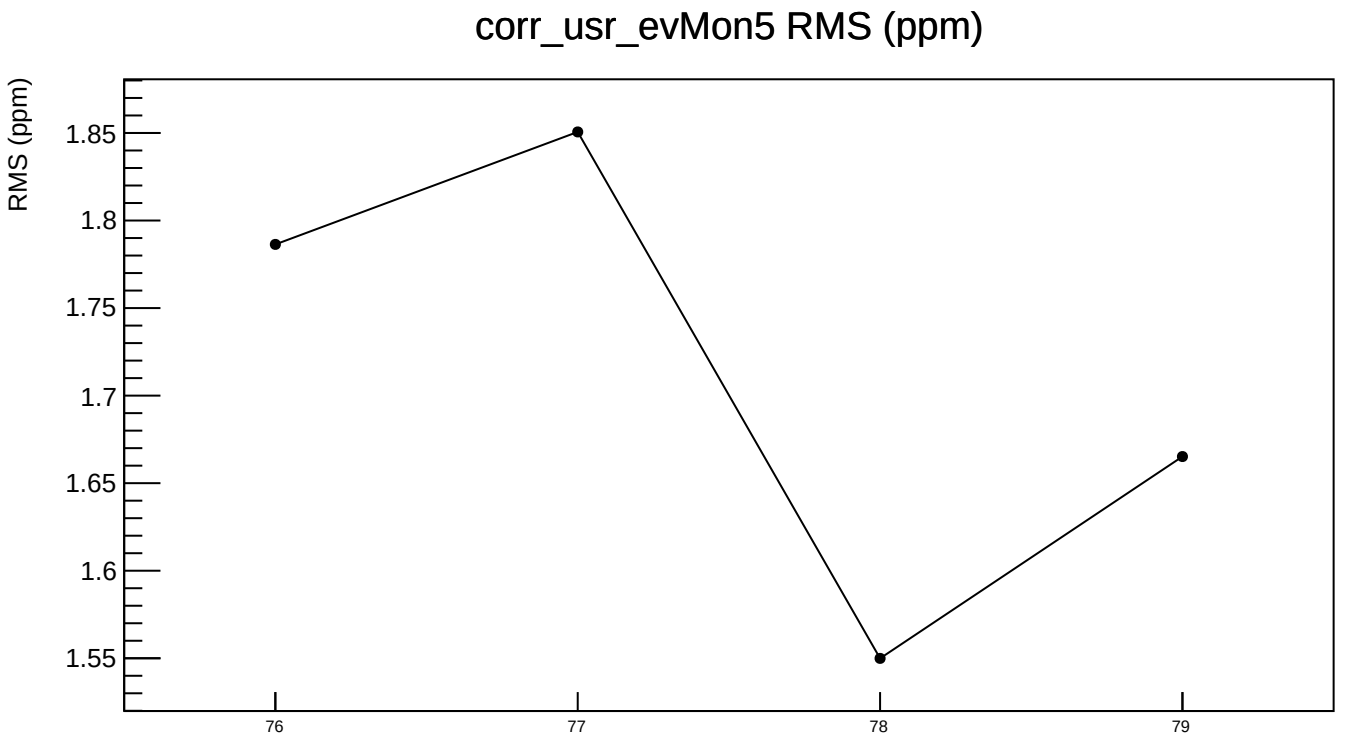
corr_usr_evMon5 RMS (ppm)
RMS (ppm)
1.85
1.8
1.75
1.7
1.65
1.6
1.55
76
77
78
79

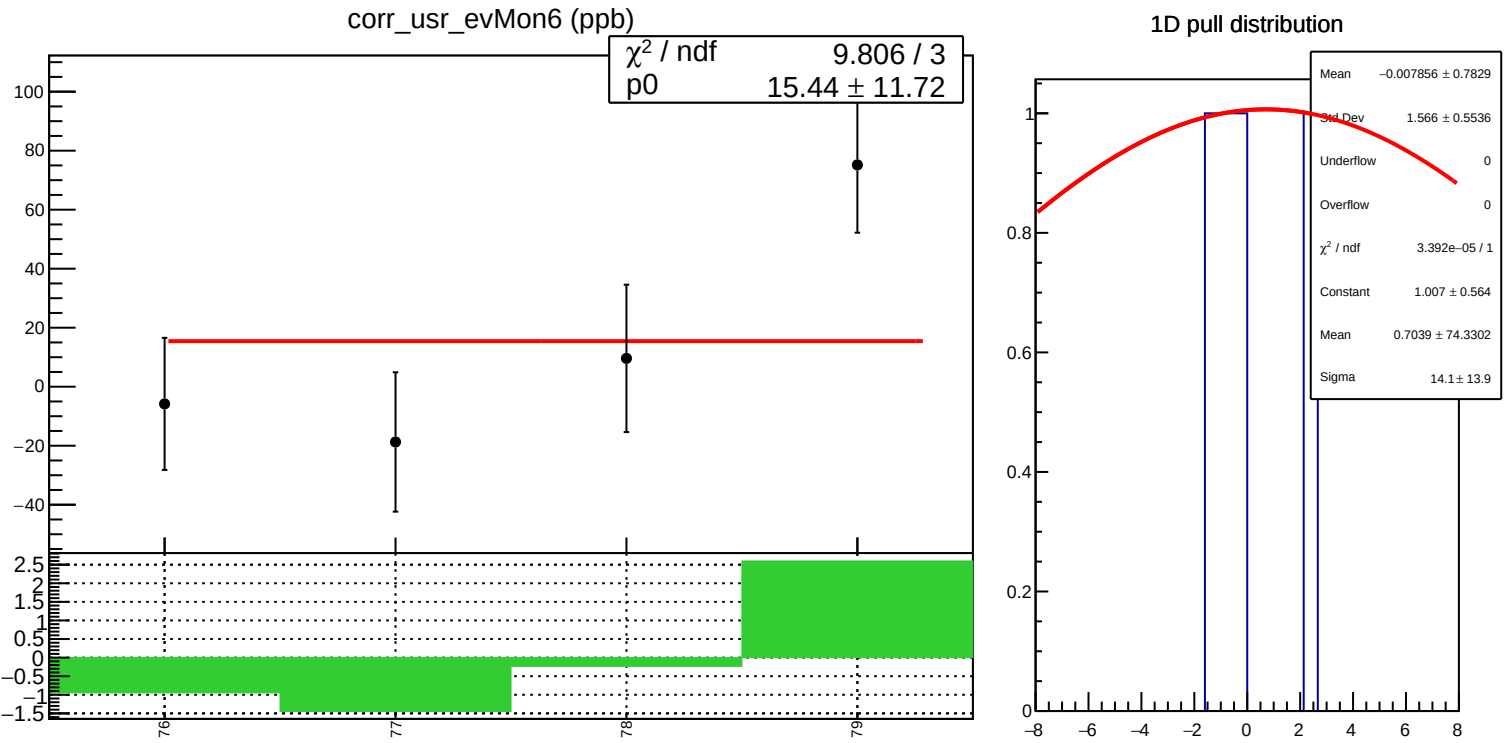
corr_usr_evMon6 (ppb)
χ² / ndf 9.806 / 3
p0 15.44 ± 11.72
1D pull distribution
Mean −0.007856 ± 0.7829
Std Dev 1.566 ± 0.5536
Underflow 0
Overflow 0
χ² / ndf 3.392e−05 / 1
Constant 1.007 ± 0.564
Mean 0.7039 ± 74.3302
Sigma 14.1 ± 13.9

corr_usr_evMon6 RMS (ppm)

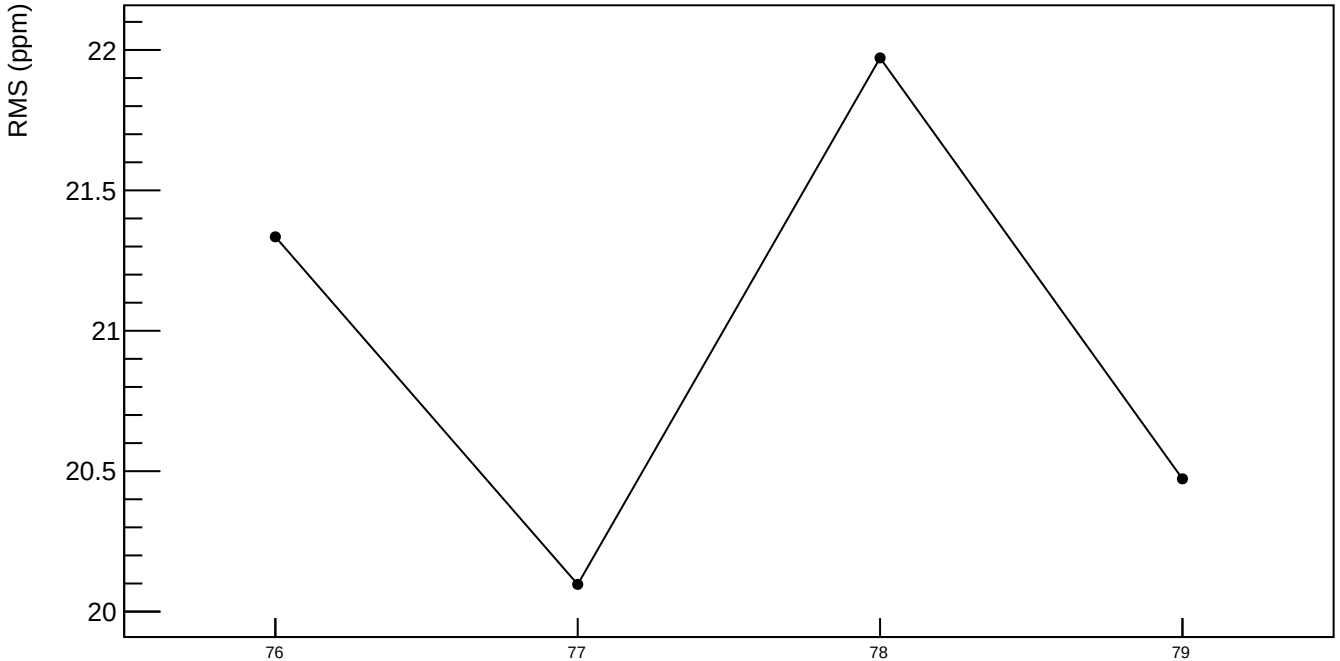

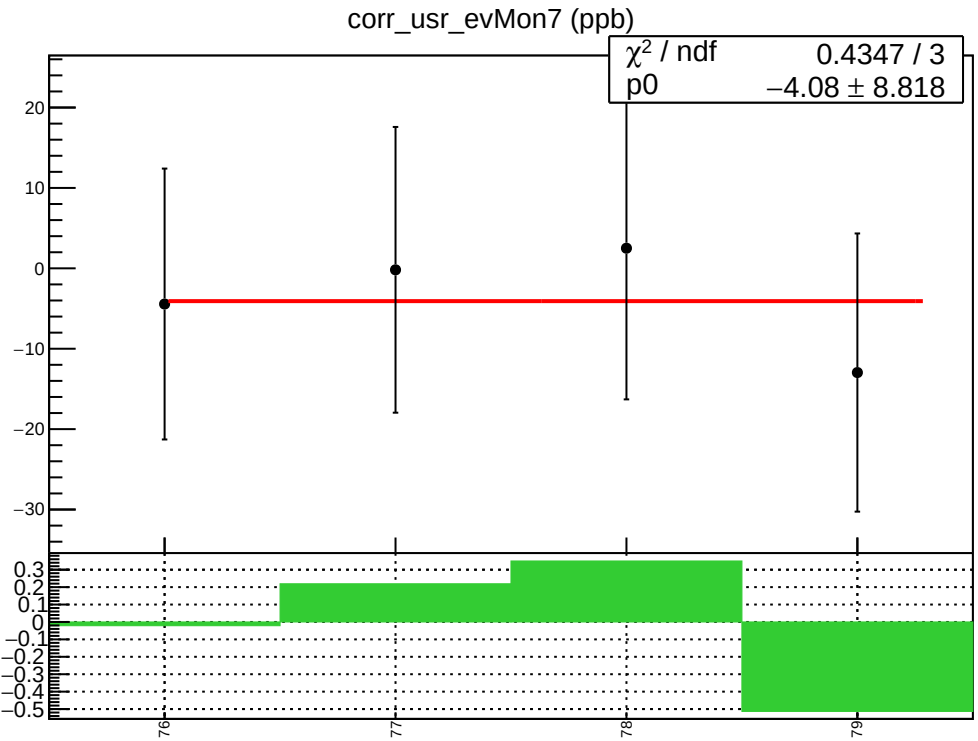
corr_usr_evMon7 (ppb)
χ² / ndf 0.4347 / 3
p0 −4.08 ± 8.818
20
10
0
−10
−20
−30
0.3
0.2
0.1
0
−0.1
−0.2
−0.3
−0.4
−0.5
76
77
78
79

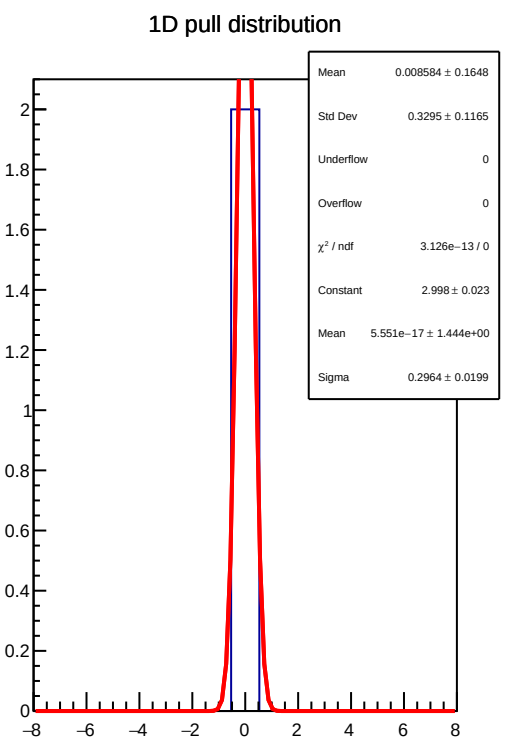
1D pull distribution
Mean 0.008584 ± 0.1648
Std Dev 0.3295 ± 0.1165
Underflow 0
Overflow 0
χ² / ndf 3.126e−13 / 0
Constant 2.998 ± 0.023
Mean 5.551e−17 ± 1.444e+00
Sigma 0.2964 ± 0.0199
2
1.8
1.6
1.4
1.2
1
0.8
0.6
0.4
0.2
0
−8
−6
−4
−2
0
2
4
6
8

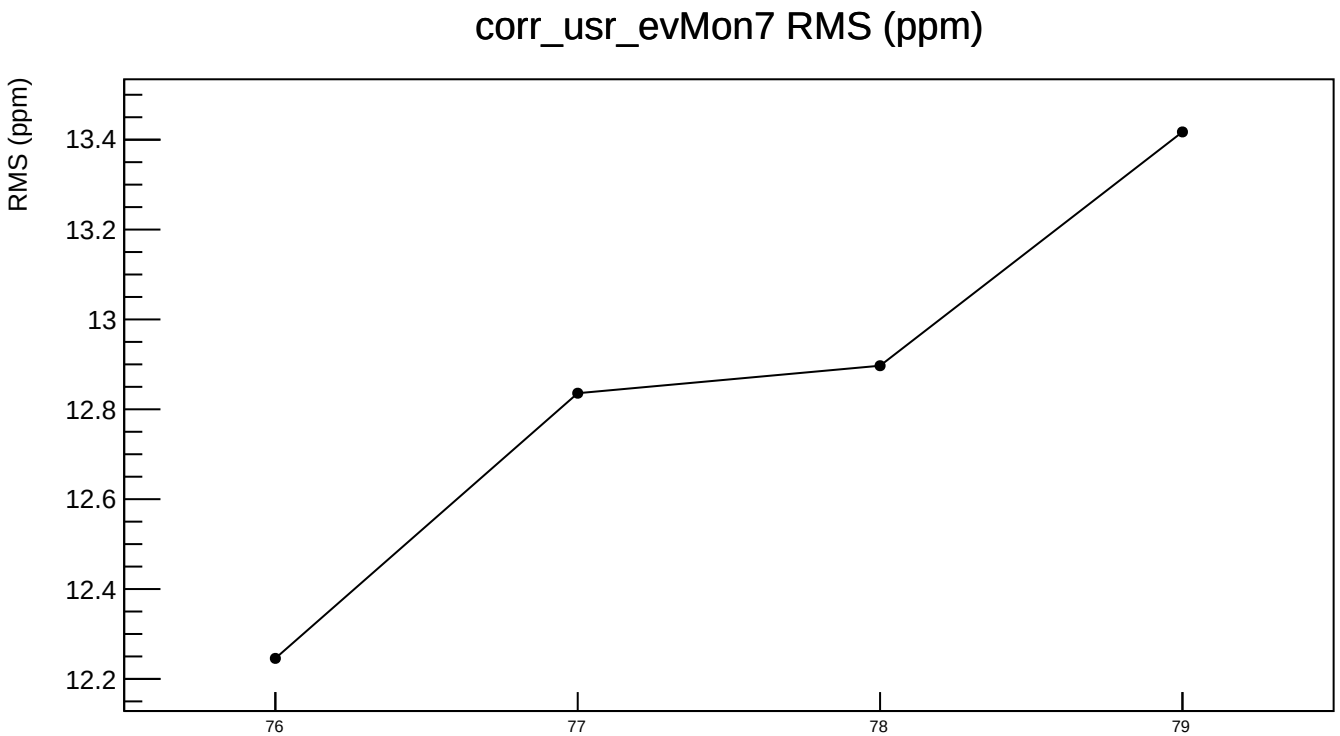
corr_usr_evMon7 RMS (ppm)
RMS (ppm)
13.4
13.2
13
12.8
12.6
12.4
12.2
76
77
78
79

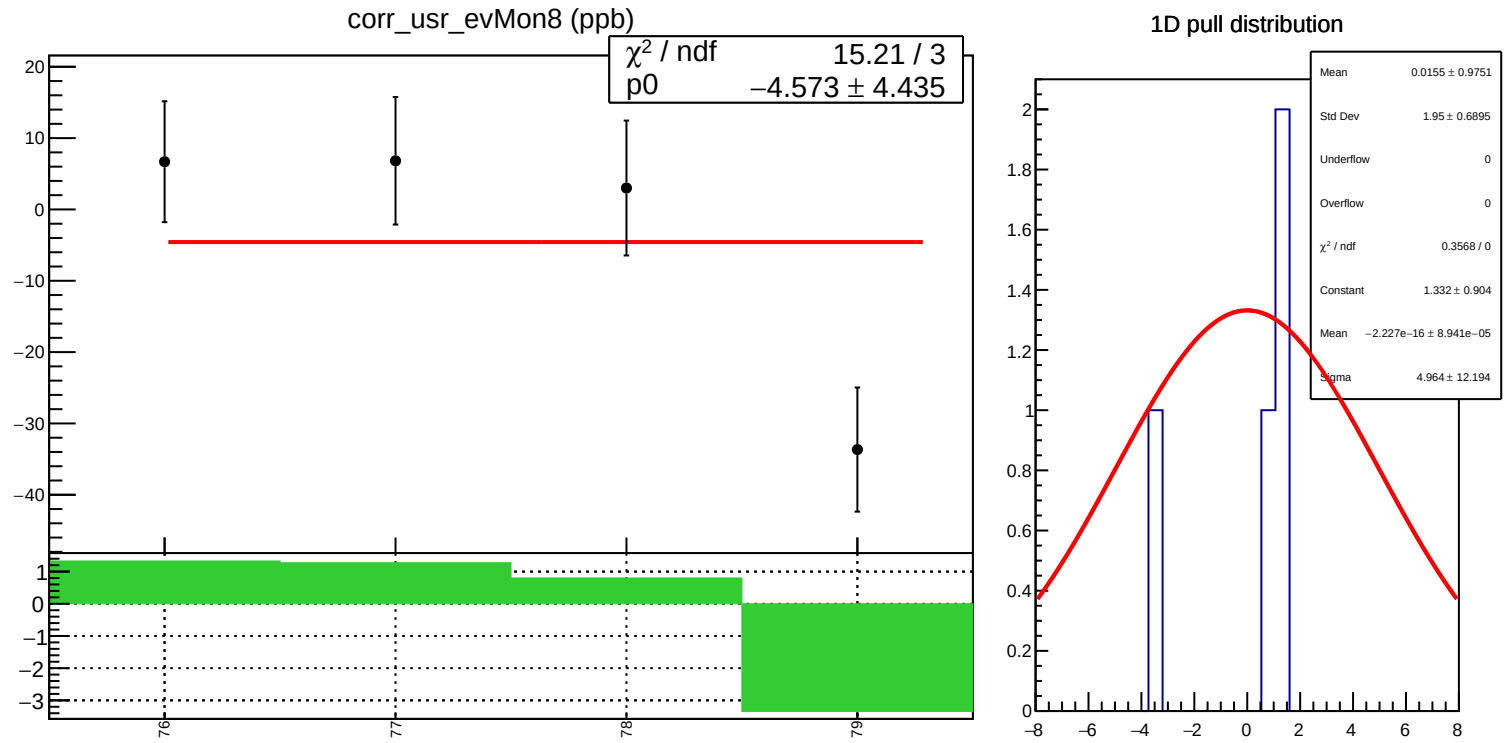
corr_usr_evMon8 (ppb)
χ² / ndf 15.21 / 3
p0 −4.573 ± 4.435
1D pull distribution
Mean 0.0155 ± 0.9751
Std Dev 1.95 ± 0.6895
Underflow 0
Overflow 0
χ² / ndf 0.3568 / 0
Constant 1.332 ± 0.904
Mean −2.227e−16 ± 8.941e−05
Sigma 4.964 ± 12.194

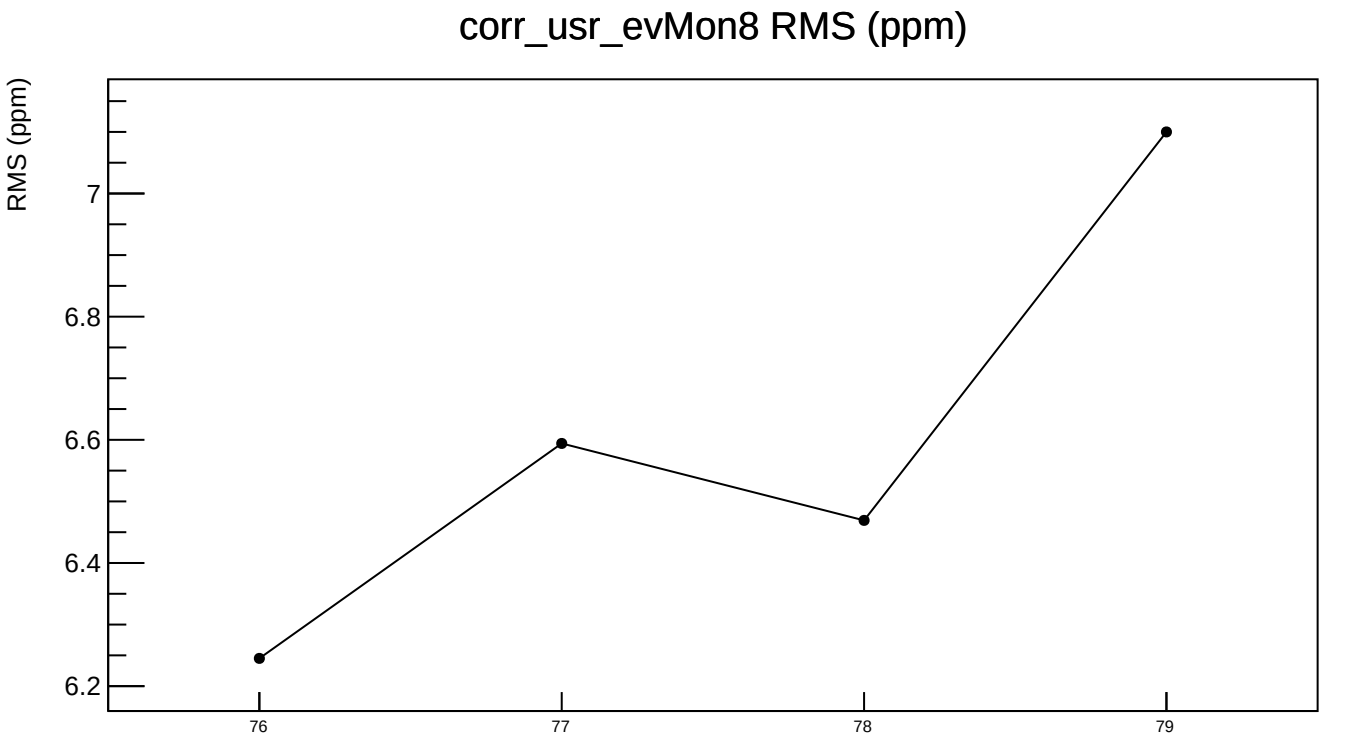
corr_usr_evMon8 RMS (ppm)
RMS (ppm)
7
6.8
6.6
6.4
6.2
76
77
78
79

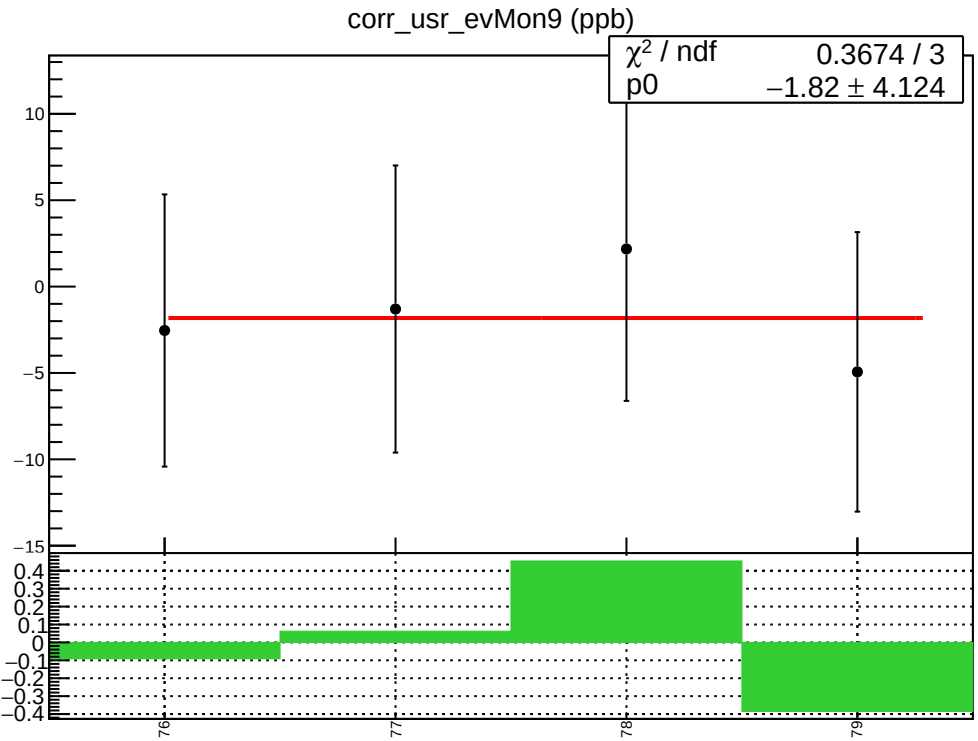
corr_usr_evMon9 (ppb)
χ² / ndf 0.3674 / 3
p0 −1.82 ± 4.124
10
5
0
−5
−10
−15
0.4
0.3
0.2
0.1
0
−0.1
−0.2
−0.3
−0.4
76
77
78
79

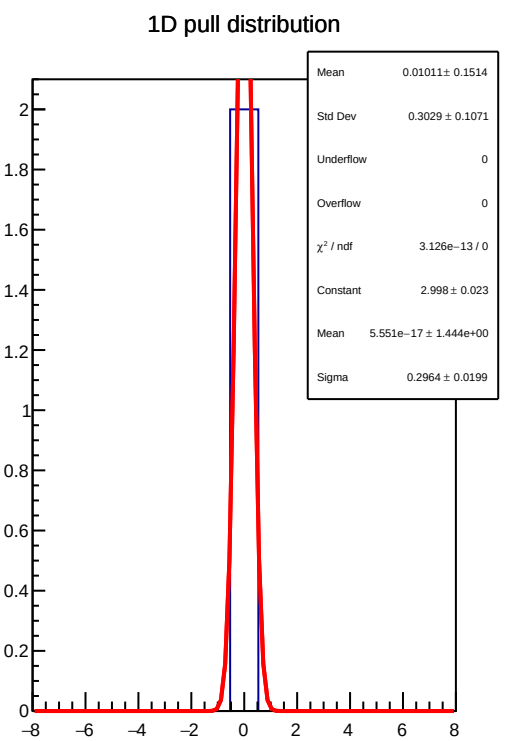
1D pull distribution
Mean 0.01011 ± 0.1514
Std Dev 0.3029 ± 0.1071
Underflow 0
Overflow 0
χ² / ndf 3.126e−13 / 0
Constant 2.998 ± 0.023
Mean 5.551e−17 ± 1.444e+00
Sigma 0.2964 ± 0.0199
2
1.8
1.6
1.4
1.2
1
0.8
0.6
0.4
0.2
0
−8
−6
−4
−2
0
2
4
6
8

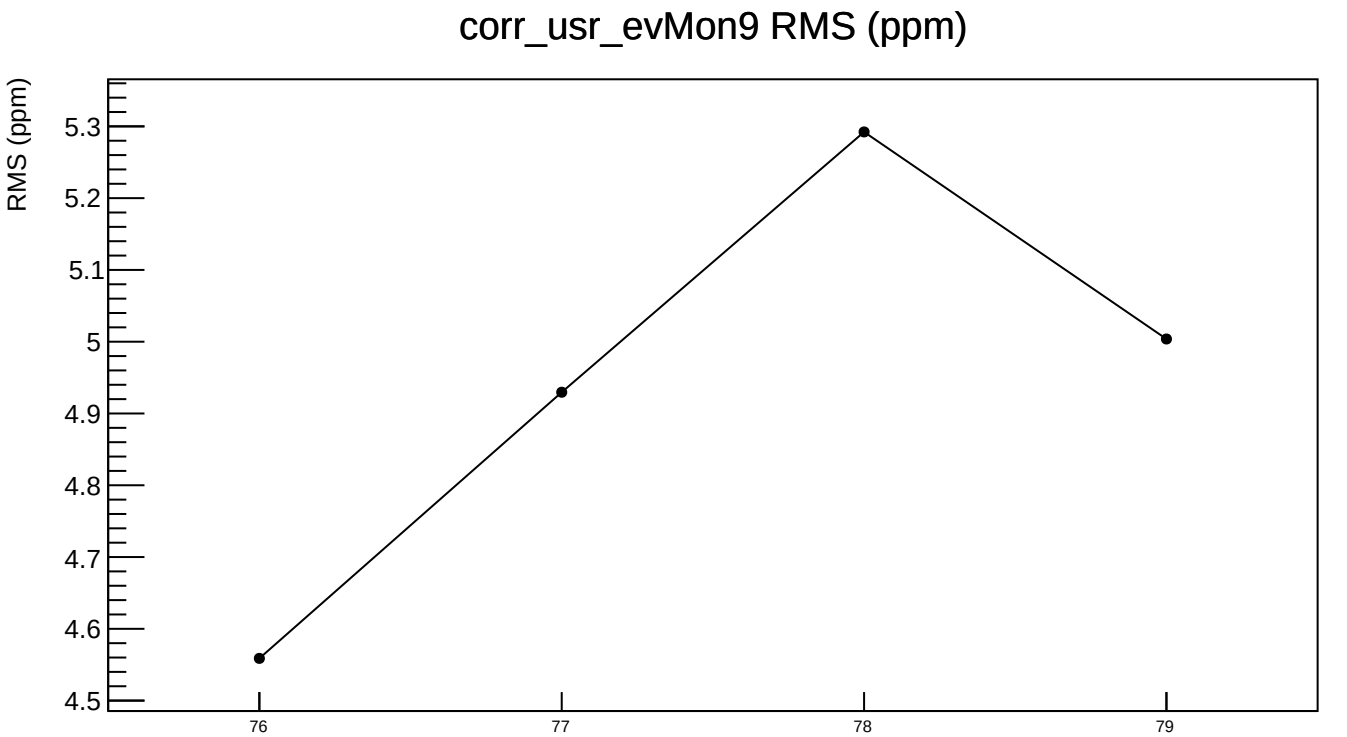
corr_usr_evMon9 RMS (ppm)
RMS (ppm)
5.3
5.2
5.1
5
4.9
4.8
4.7
4.6
4.5
76
77
78
79

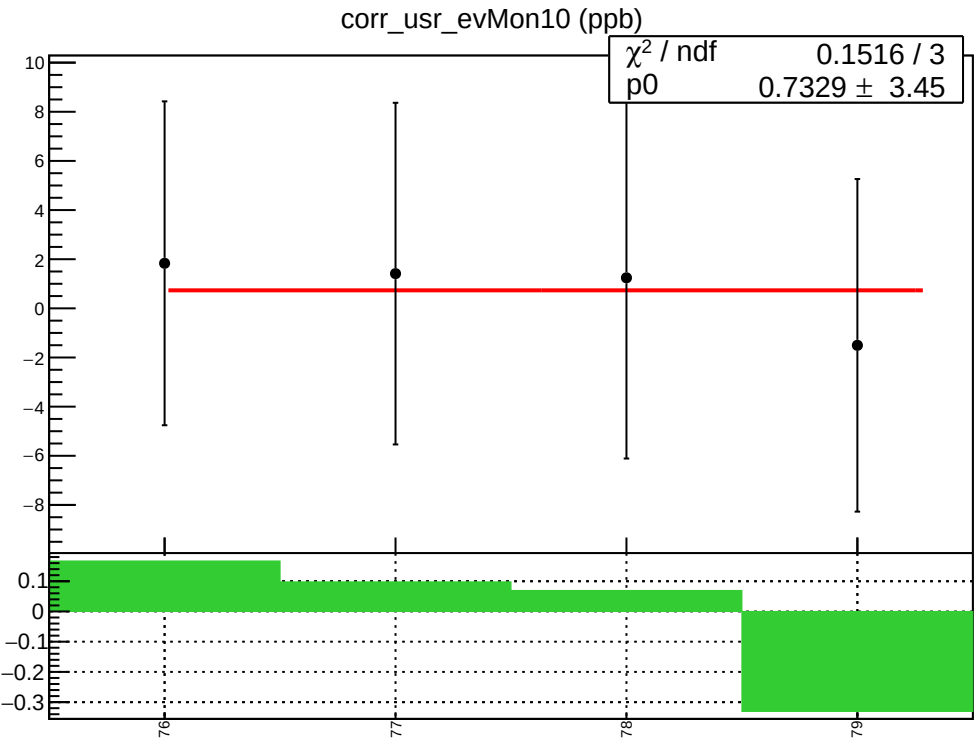
corr_usr_evMon10 (ppb)
χ² / ndf 0.1516 / 3
p0 0.7329 ± 3.45
10
8
6
4
2
0
−2
−4
−6
−8
0.1
0
−0.1
−0.2
−0.3
76
77
78
79

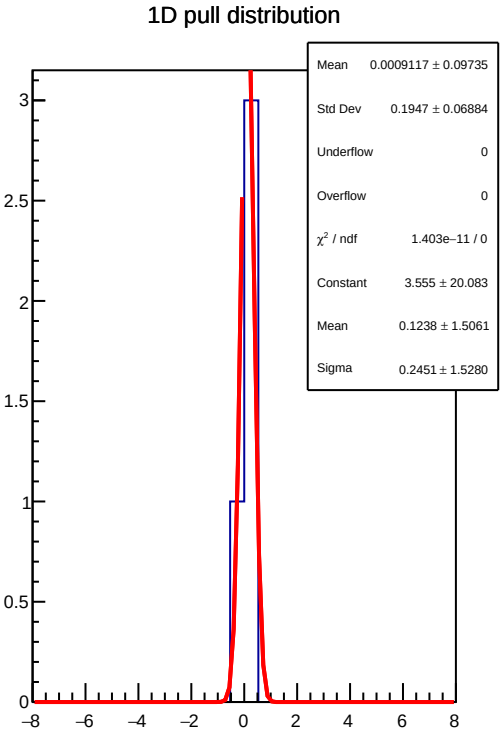
1D pull distribution
Mean 0.0009117 ± 0.09735
Std Dev 0.1947 ± 0.06884
Underflow 0
Overflow 0
χ² / ndf 1.403e−11 / 0
Constant 3.555 ± 20.083
Mean 0.1238 ± 1.5061
Sigma 0.2451 ± 1.5280
3
2.5
2
1.5
1
0.5
0
−8
−6
−4
−2
0
2
4
6
8

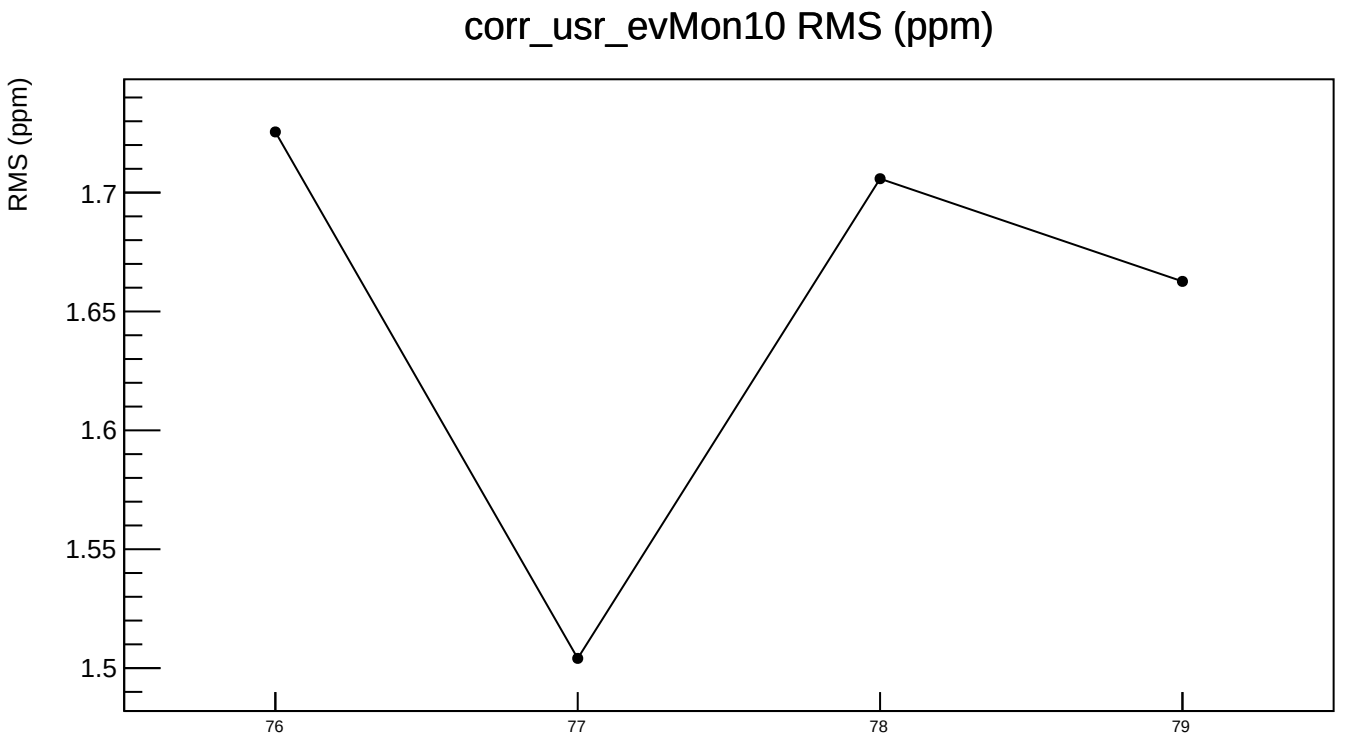
corr_usr_evMon10 RMS (ppm)
RMS (ppm)
1.7
1.65
1.6
1.55
1.5
76
77
78
79

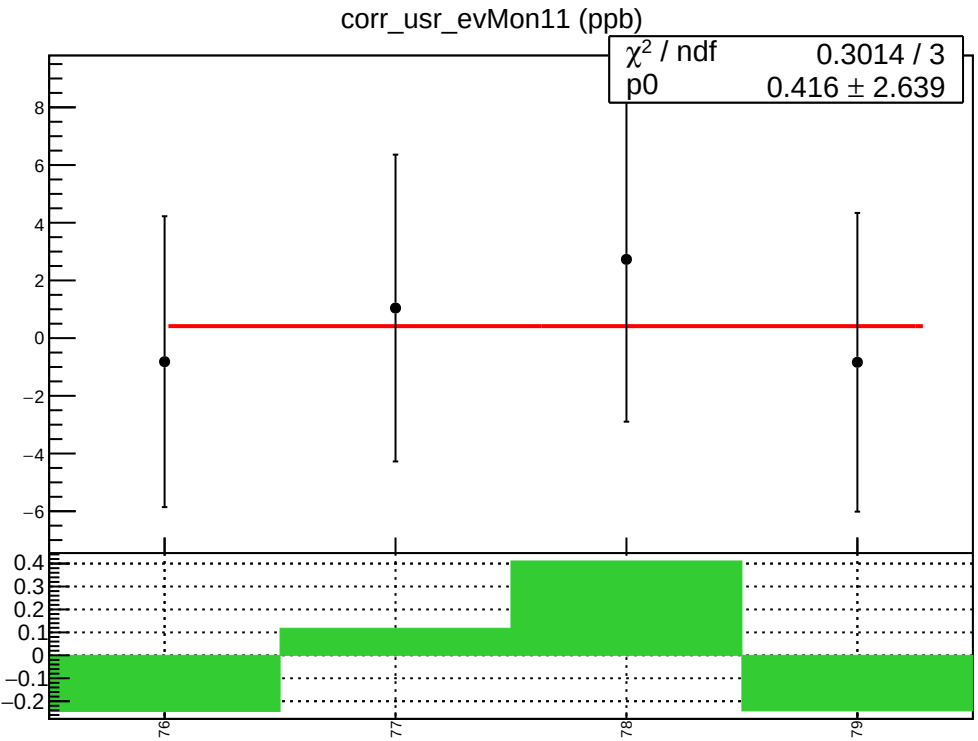
corr_usr_evMon11 (ppb)
χ² / ndf 0.3014 / 3
p0 0.416 ± 2.639
8
6
4
2
0
−2
−4
−6
0.4
0.3
0.2
0.1
0
−0.1
−0.2
76
77
78
79

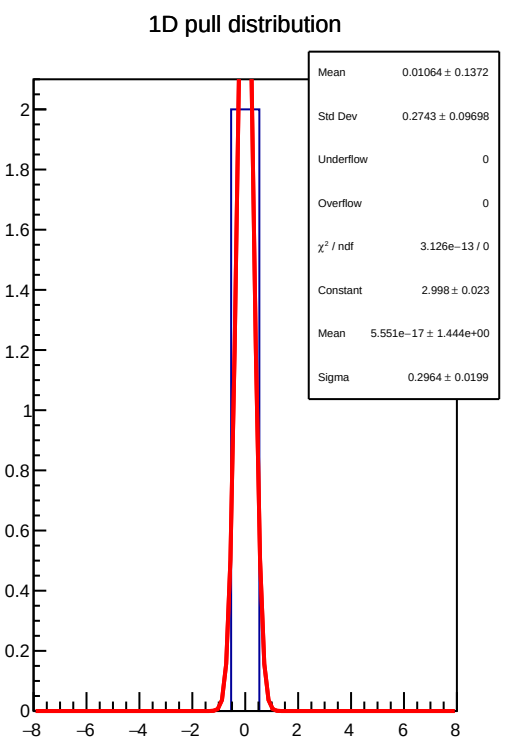
1D pull distribution
Mean 0.01064 ± 0.1372
Std Dev 0.2743 ± 0.09698
Underflow 0
Overflow 0
χ² / ndf 3.126e−13 / 0
Constant 2.998 ± 0.023
Mean 5.551e−17 ± 1.444e+00
Sigma 0.2964 ± 0.0199
2
1.8
1.6
1.4
1.2
1
0.8
0.6
0.4
0.2
0
−8
−6
−4
−2
0
2
4
6
8
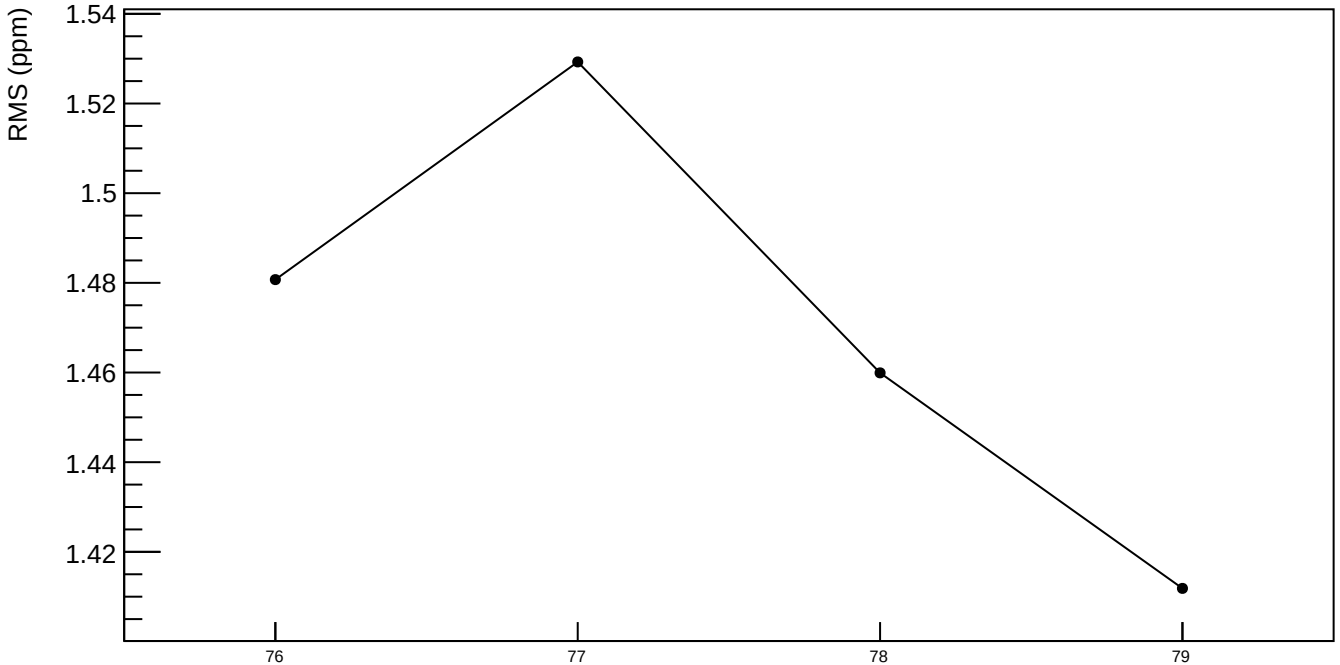
corr_usr_evMon11 RMS (ppm)