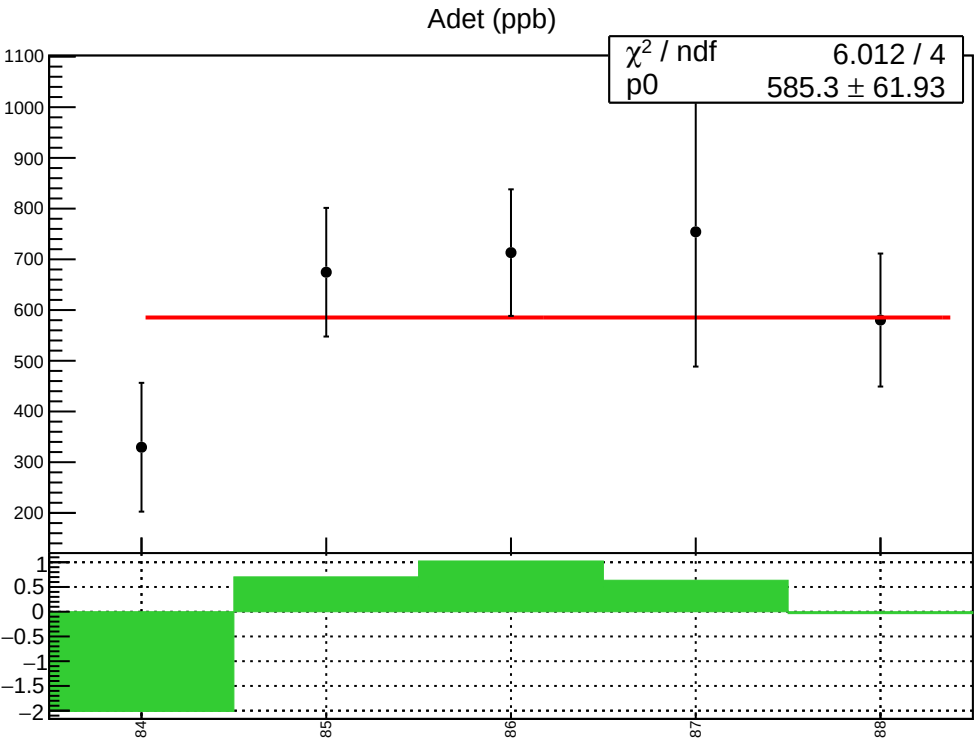
Adet (ppb)
χ² / ndf 6.012 / 4
p0 585.3 ± 61.93
1100
1000
900
800
700
600
500
400
300
200
1
0.5
0
−0.5
−1
−1.5
−2
84
85
86
87
88

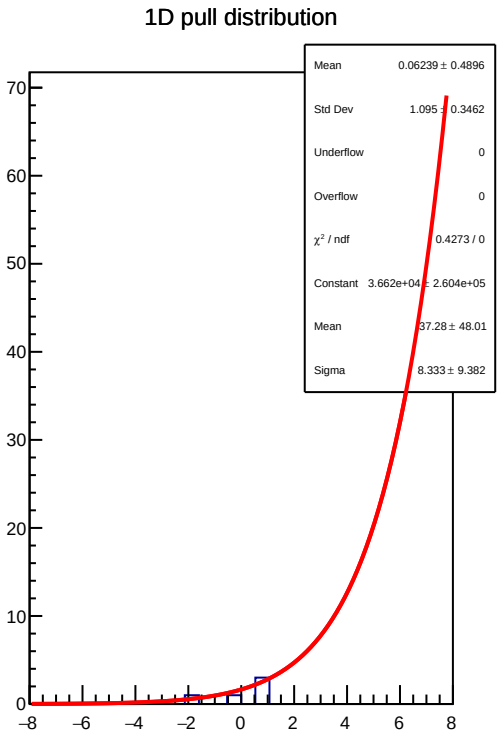
1D pull distribution
Mean 0.06239 ± 0.4896
Std Dev 1.095 ± 0.3462
Underflow 0
Overflow 0
χ² / ndf 0.4273 / 0
Constant 3.662e+04 ± 2.604e+05
Mean 37.28 ± 48.01
Sigma 8.333 ± 9.382
70
60
50
40
30
20
10
0
−8
−6
−4
−2
0
2
4
6
8

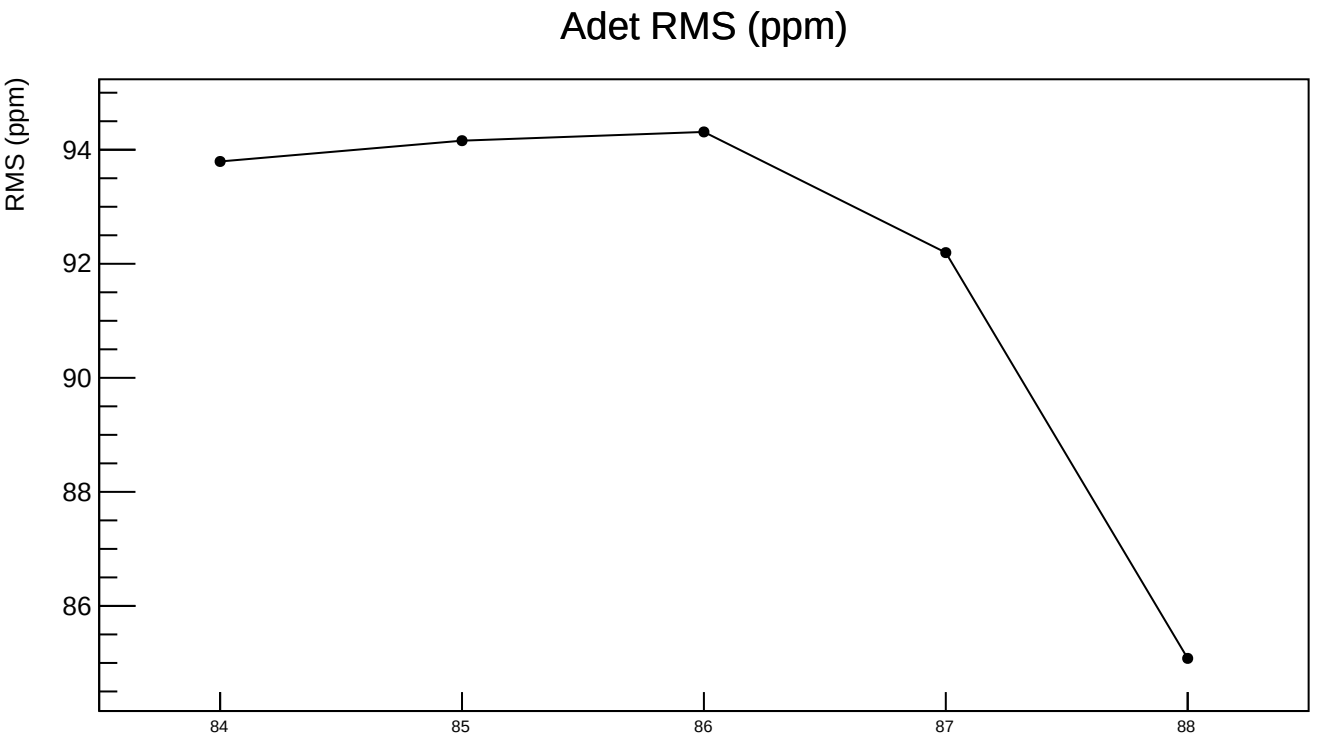
Adet RMS (ppm)
RMS (ppm)
94
92
90
88
86
84
85
86
87
88

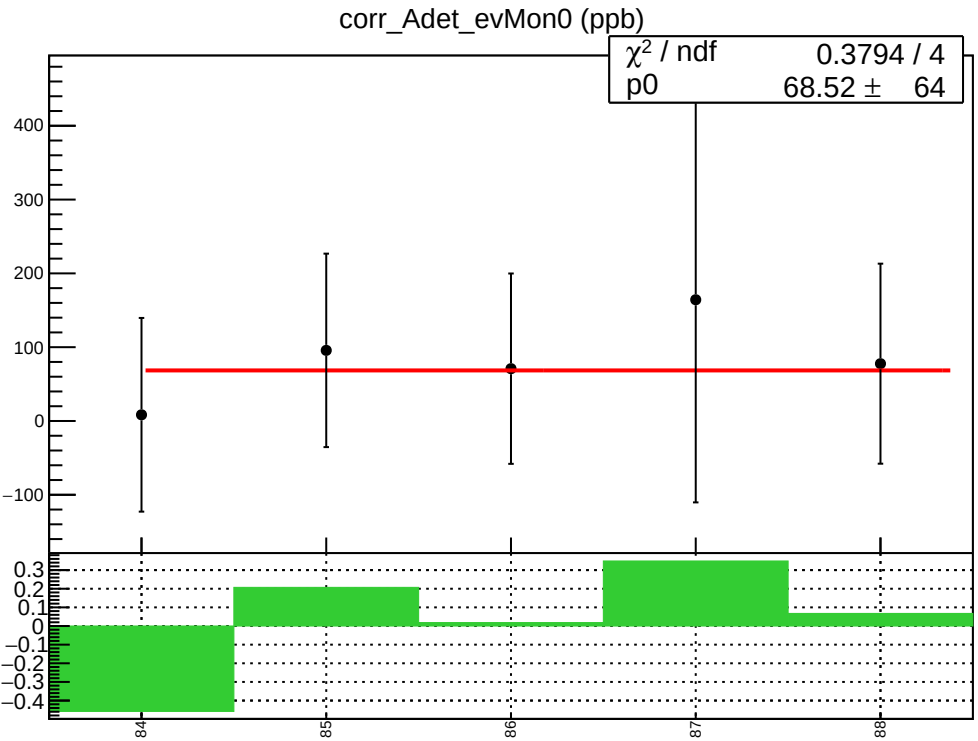
corr_Adet_evMon0 (ppb)
χ² / ndf 0.3794 / 4
p0 68.52 ± 64
400
300
200
100
0
−100
0.3
0.2
0.1
0
−0.1
−0.2
−0.3
−0.4
84
85
86
87
88

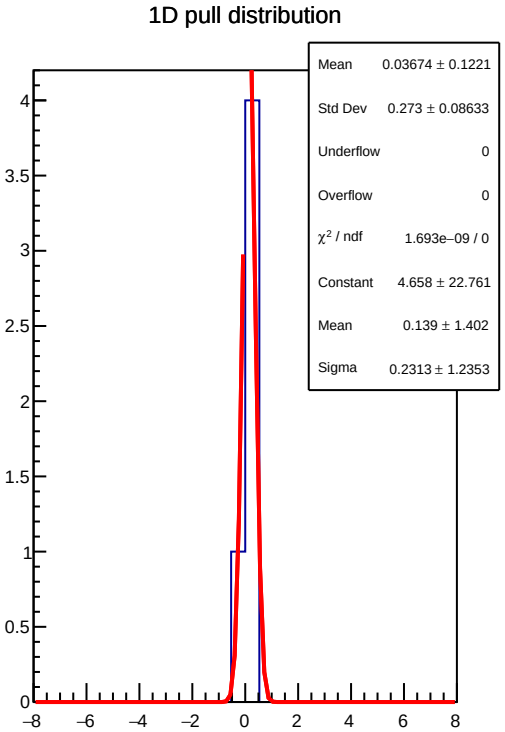
1D pull distribution
Mean 0.03674 ± 0.1221
Std Dev 0.273 ± 0.08633
Underflow 0
Overflow 0
χ² / ndf 1.693e−09 / 0
Constant 4.658 ± 22.761
Mean 0.139 ± 1.402
Sigma 0.2313 ± 1.2353
4
3.5
3
2.5
2
1.5
1
0.5
0
−8
−6
−4
−2
0
2
4
6
8

corr_Adet_evMon0 RMS (ppm)

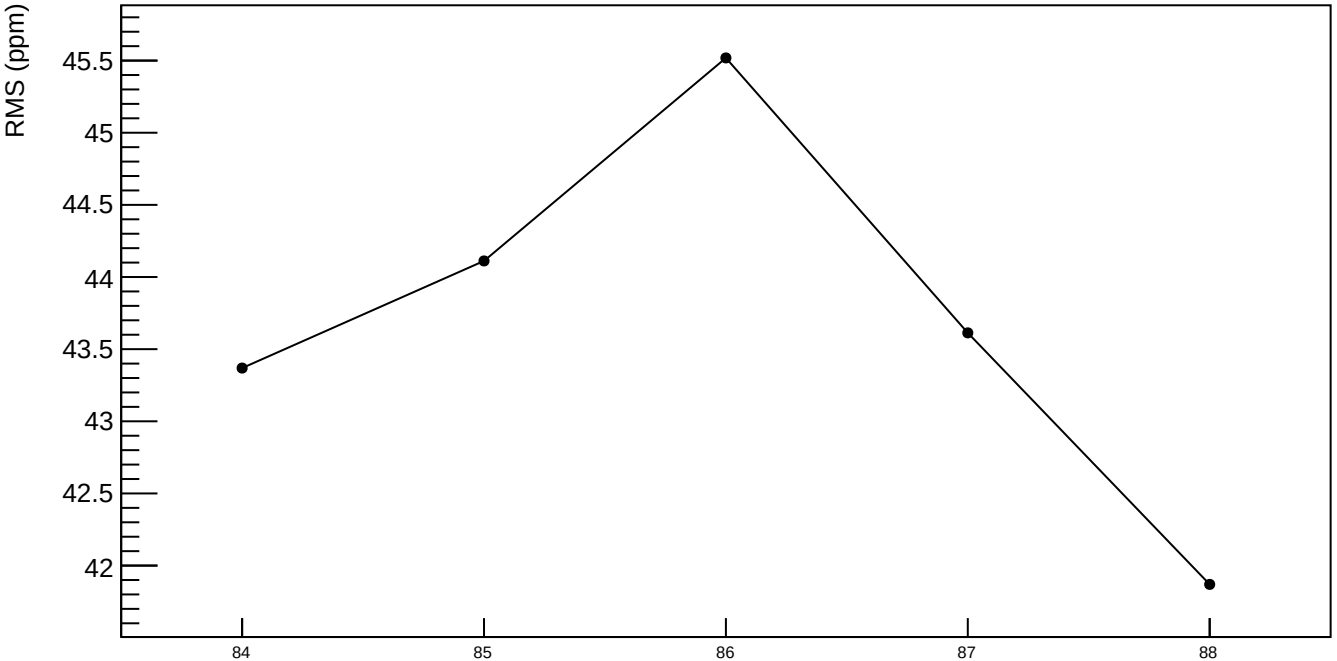

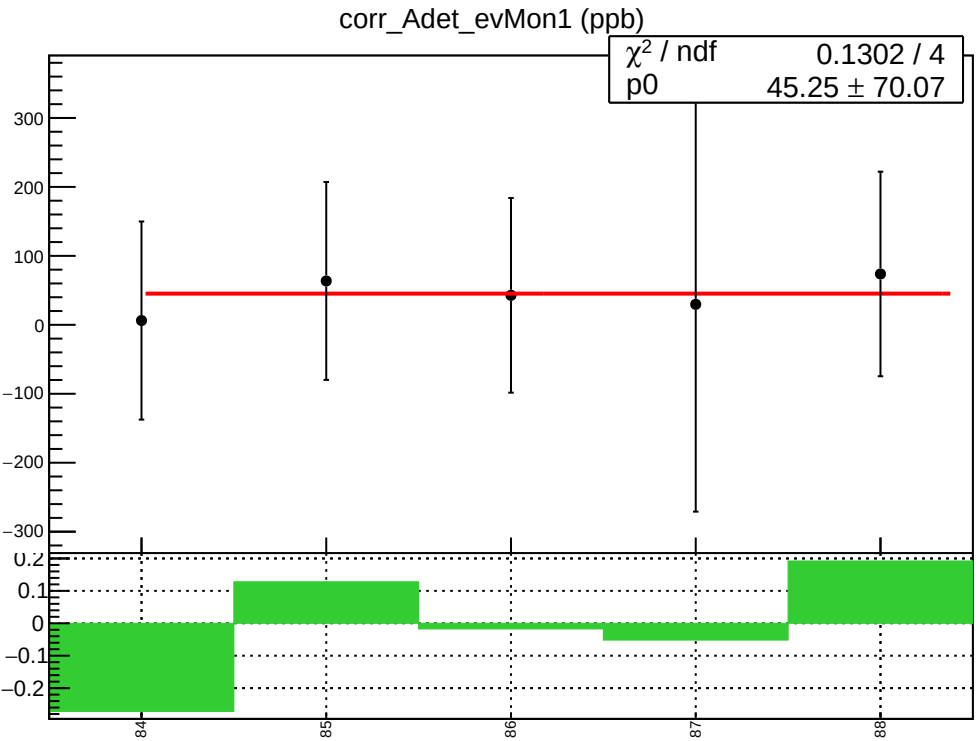
corr_Adet_evMon1 (ppb)
χ² / ndf 0.1302 / 4
p0 45.25 ± 70.07
300
200
100
0
−100
−200
−300
0.2
0.1
0
−0.1
−0.2
84
85
86
87
88

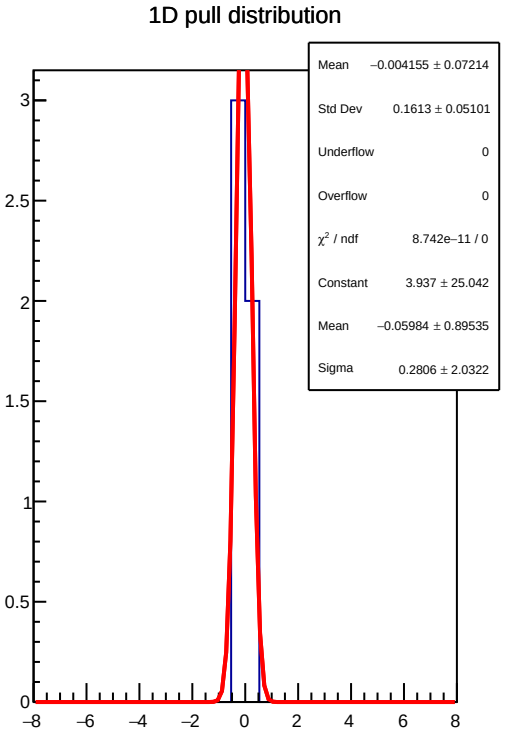
1D pull distribution
Mean −0.004155 ± 0.07214
Std Dev 0.1613 ± 0.05101
Underflow 0
Overflow 0
χ² / ndf 8.742e−11 / 0
Constant 3.937 ± 25.042
Mean −0.05984 ± 0.89535
Sigma 0.2806 ± 2.0322
3
2.5
2
1.5
1
0.5
0
−8
−6
−4
−2
0
2
4
6
8

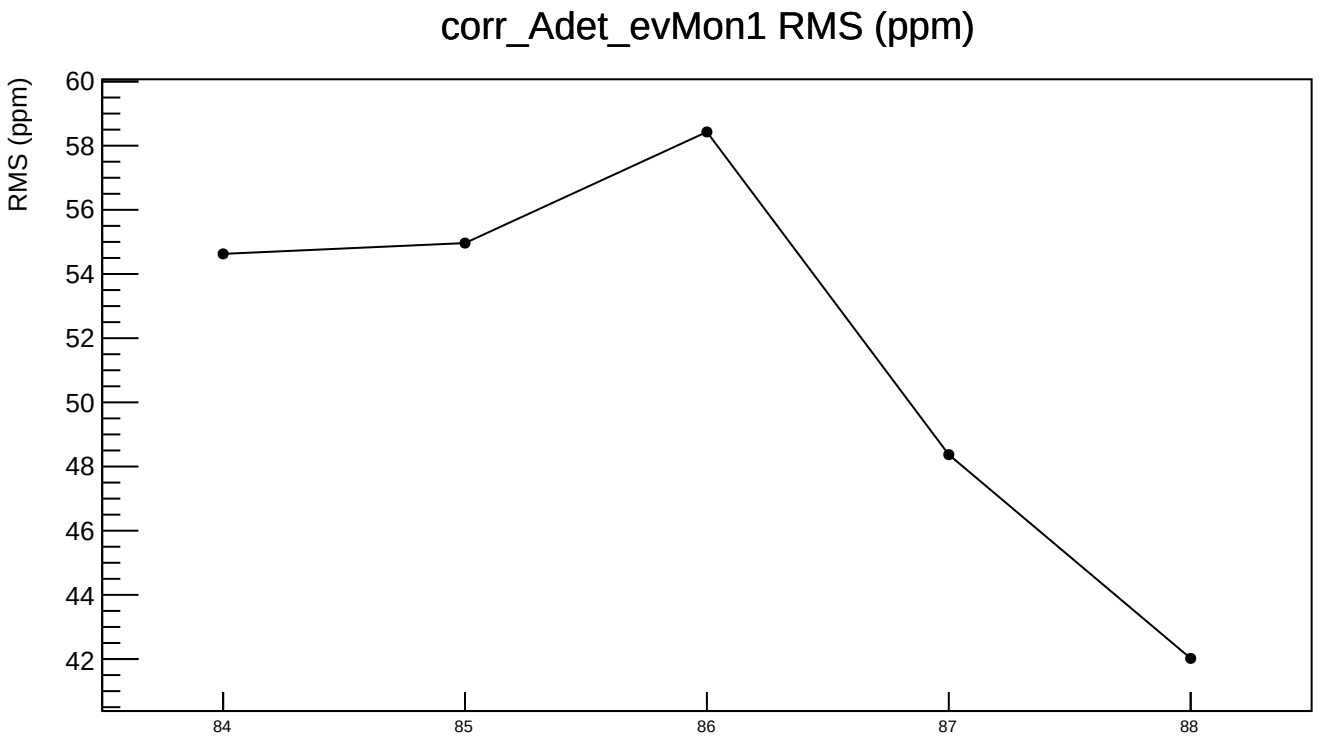
corr_Adet_evMon1 RMS (ppm)
RMS (ppm)
60
58
56
54
52
50
48
46
44
42
84
85
86
87
88

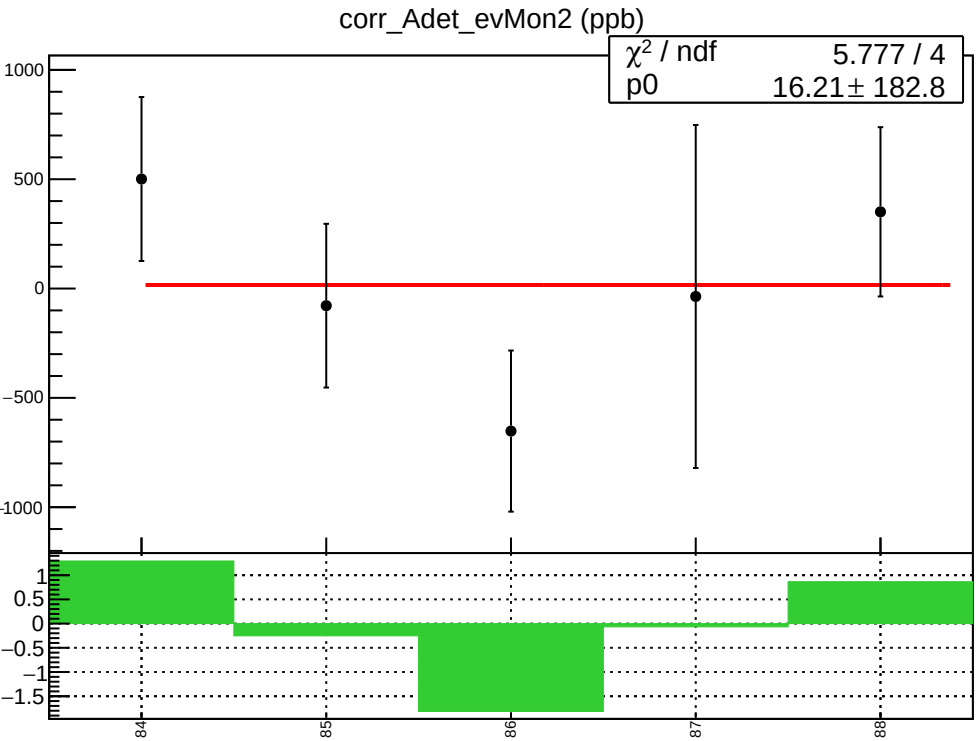
corr_Adet_evMon2 (ppb)
χ² / ndf 5.777 / 4
p0 16.21 ± 182.8
1000
500
0
−500
−1000
1
0.5
0
−0.5
−1
−1.5
84
85
86
87
88

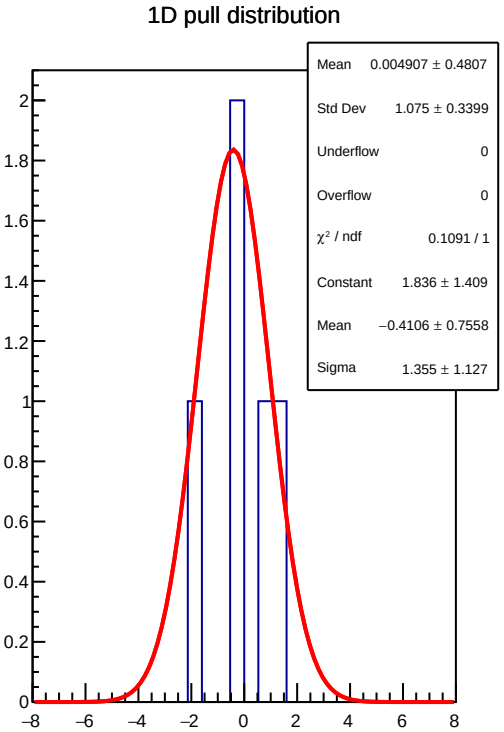
1D pull distribution
Mean 0.004907 ± 0.4807
Std Dev 1.075 ± 0.3399
Underflow 0
Overflow 0
χ² / ndf 0.1091 / 1
Constant 1.836 ± 1.409
Mean −0.4106 ± 0.7558
Sigma 1.355 ± 1.127
2
1.8
1.6
1.4
1.2
1
0.8
0.6
0.4
0.2
0
−8
−6
−4
−2
0
2
4
6
8

corr_Adet_evMon2 RMS (ppm)

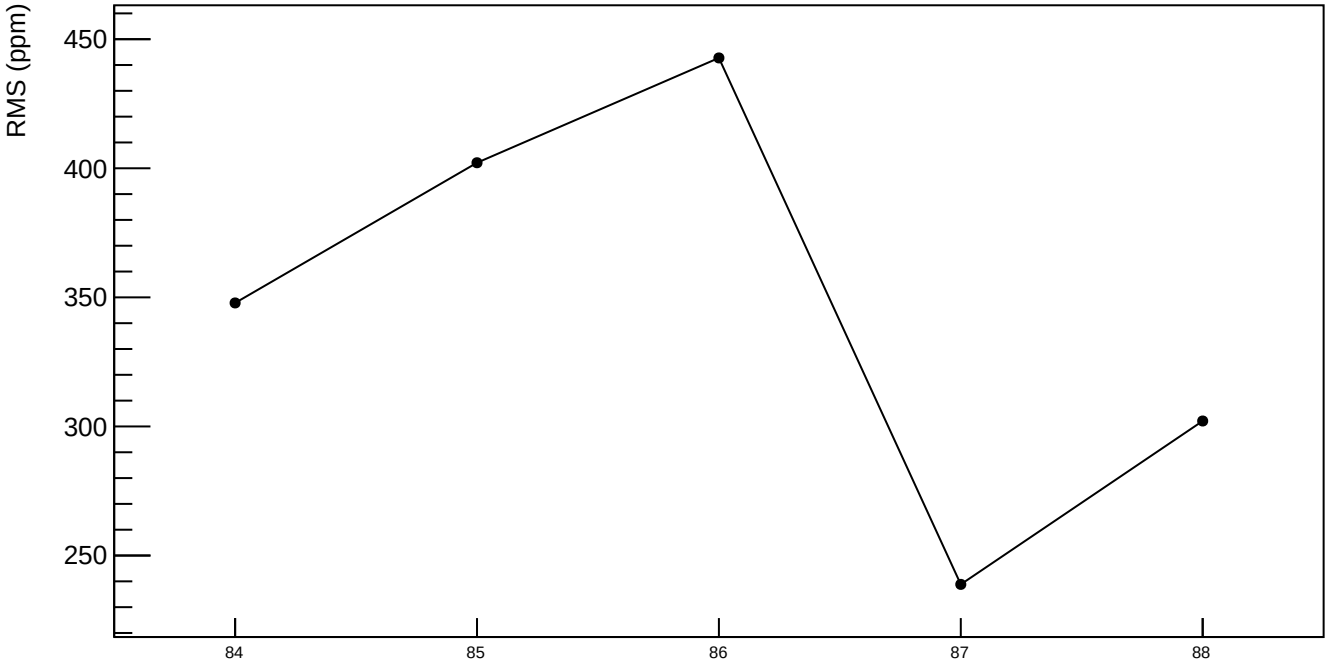

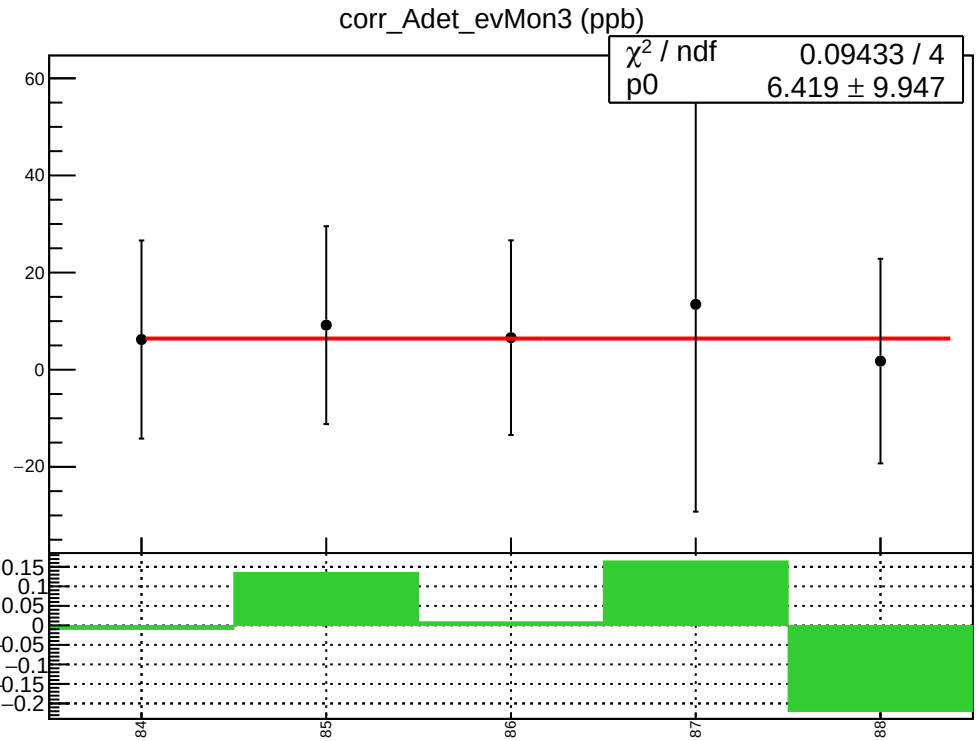
corr_Adet_evMon3 (ppb)
χ² / ndf 0.09433 / 4
p0 6.419 ± 9.947
60
40
20
0
−20
0.15
0.1
0.05
0
−0.05
−0.1
−0.15
−0.2
84
85
86
87
88

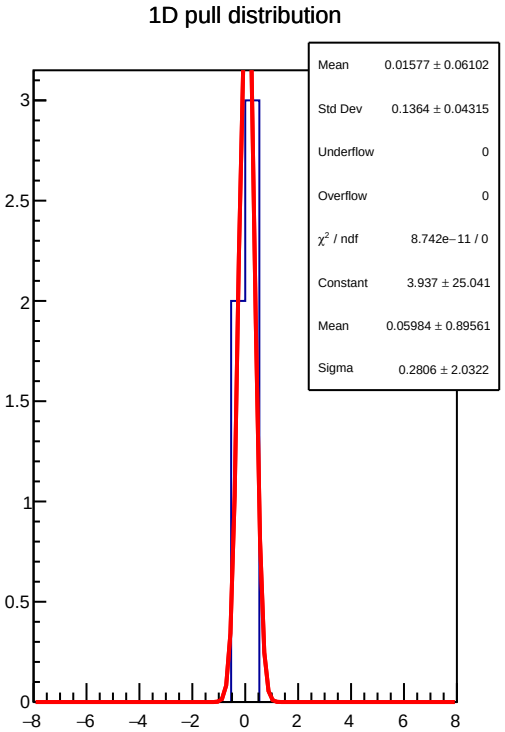
1D pull distribution
Mean 0.01577 ± 0.06102
Std Dev 0.1364 ± 0.04315
Underflow 0
Overflow 0
χ² / ndf 8.742e−11 / 0
Constant 3.937 ± 25.041
Mean 0.05984 ± 0.89561
Sigma 0.2806 ± 2.0322
3
2.5
2
1.5
1
0.5
0
−8
−6
−4
−2
0
2
4
6
8

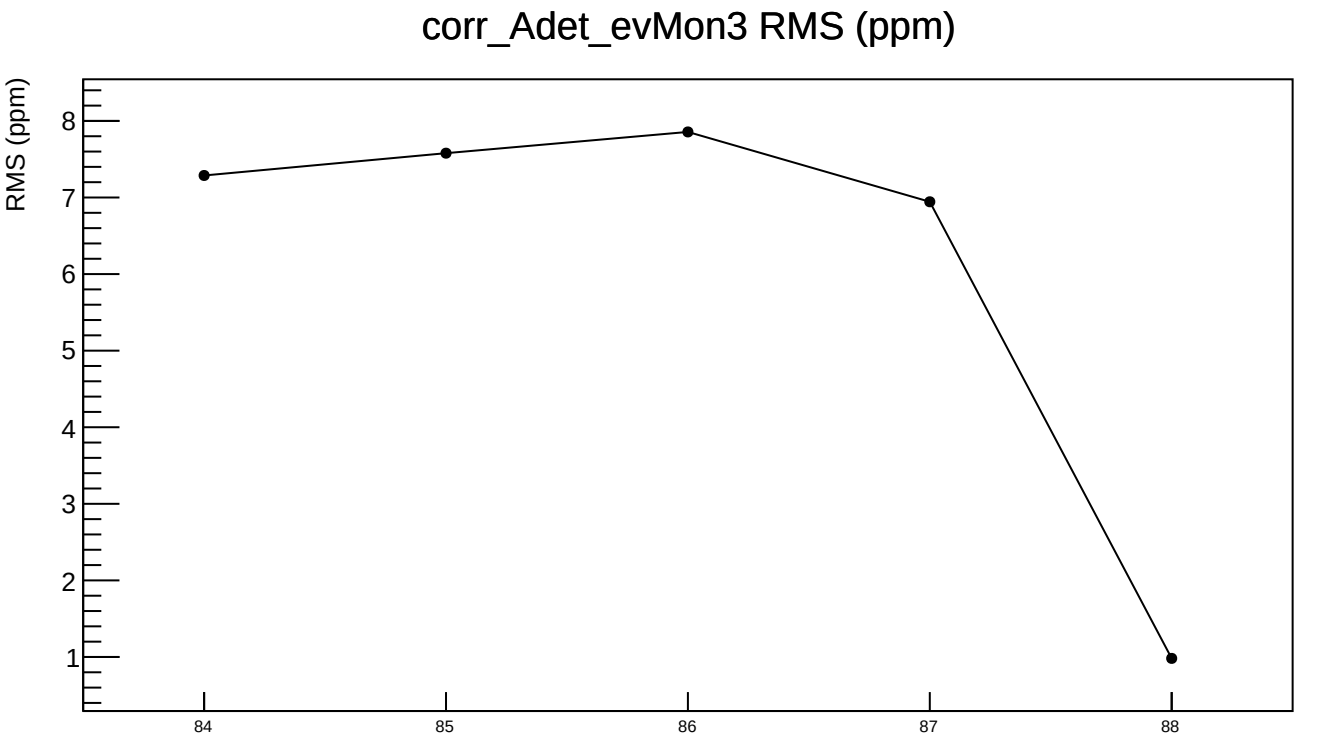
corr_Adet_evMon3 RMS (ppm)
RMS (ppm)
8
7
6
5
4
3
2
1
84
85
86
87
88

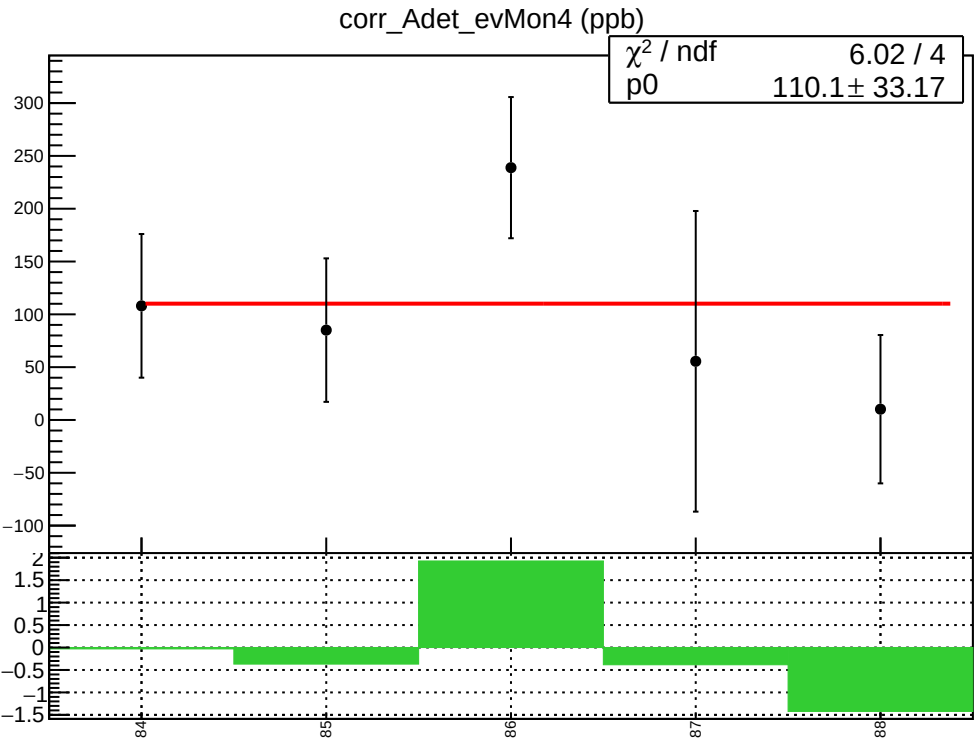
corr_Adet_evMon4 (ppb)
χ² / ndf 6.02 / 4
p0 110.1 ± 33.17
300
250
200
150
100
50
0
−50
−100
2
1.5
1
0.5
0
−0.5
−1
−1.5
84
85
86
87
88

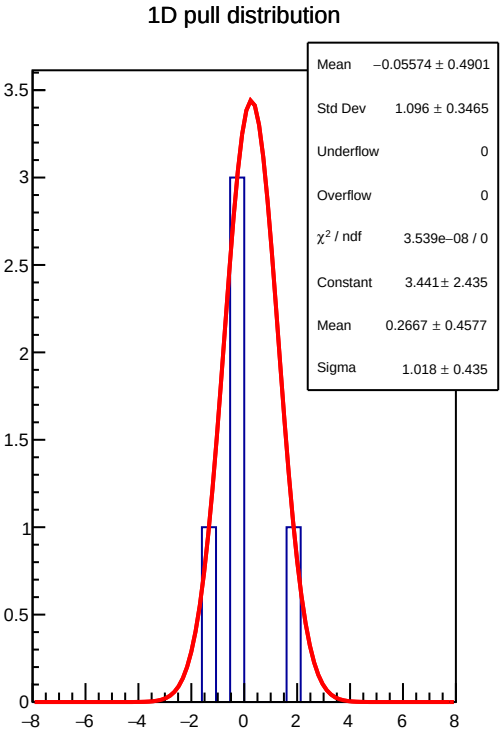
1D pull distribution
Mean −0.05574 ± 0.4901
Std Dev 1.096 ± 0.3465
Underflow 0
Overflow 0
χ² / ndf 3.539e−08 / 0
Constant 3.441 ± 2.435
Mean 0.2667 ± 0.4577
Sigma 1.018 ± 0.435
3.5
3
2.5
2
1.5
1
0.5
0
−8
−6
−4
−2
0
2
4
6
8

corr_Adet_evMon4 RMS (ppm)

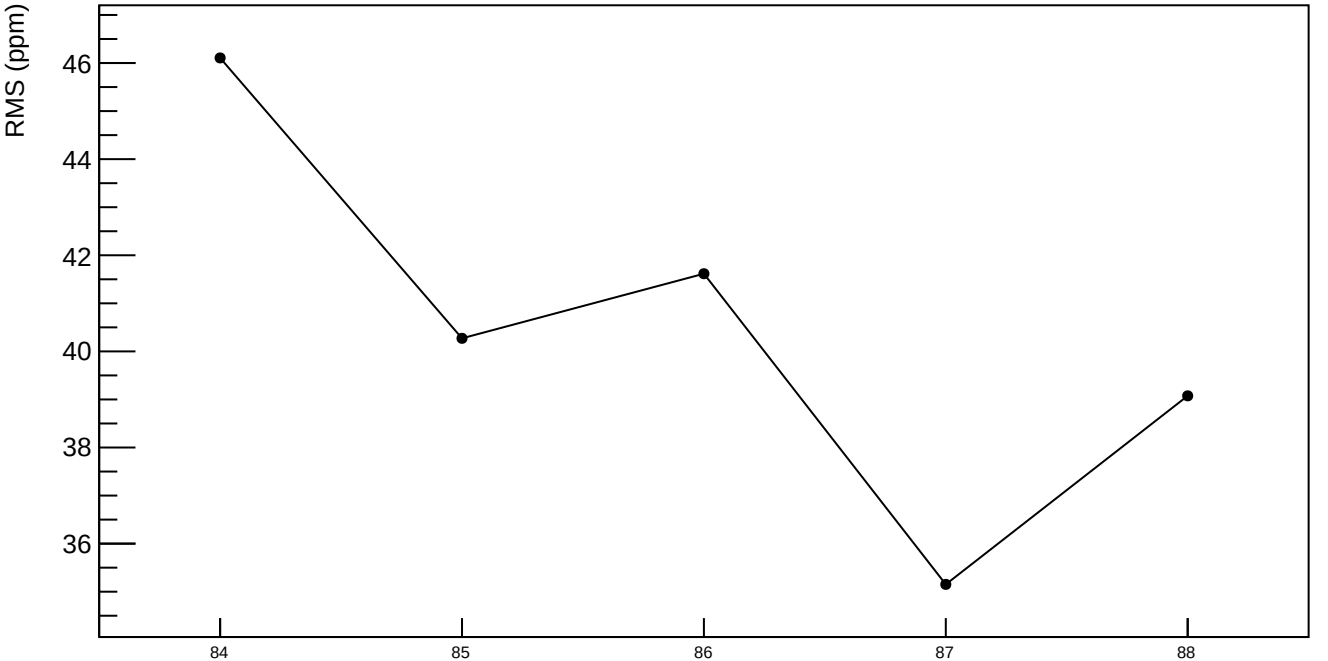

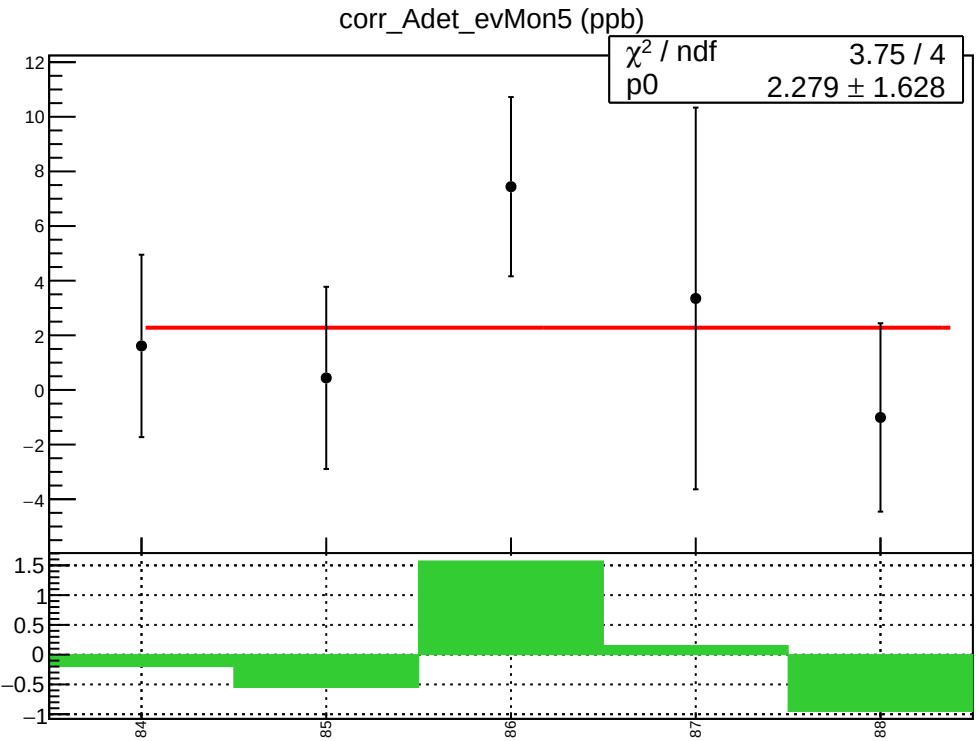
corr_Adet_evMon5 (ppb)
χ² / ndf 3.75 / 4
p0 2.279 ± 1.628
12
10
8
6
4
2
0
−2
−4
1.5
1
0.5
0
−0.5
−1
84
85
86
87
88

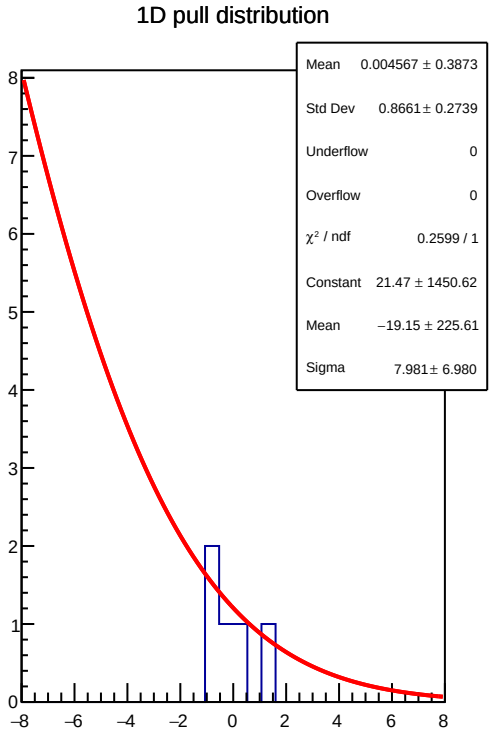
1D pull distribution
Mean 0.004567 ± 0.3873
Std Dev 0.8661 ± 0.2739
Underflow 0
Overflow 0
χ² / ndf 0.2599 / 1
Constant 21.47 ± 1450.62
Mean −19.15 ± 225.61
Sigma 7.981 ± 6.980
8
7
6
5
4
3
2
1
0
−8
−6
−4
−2
0
2
4
6
8

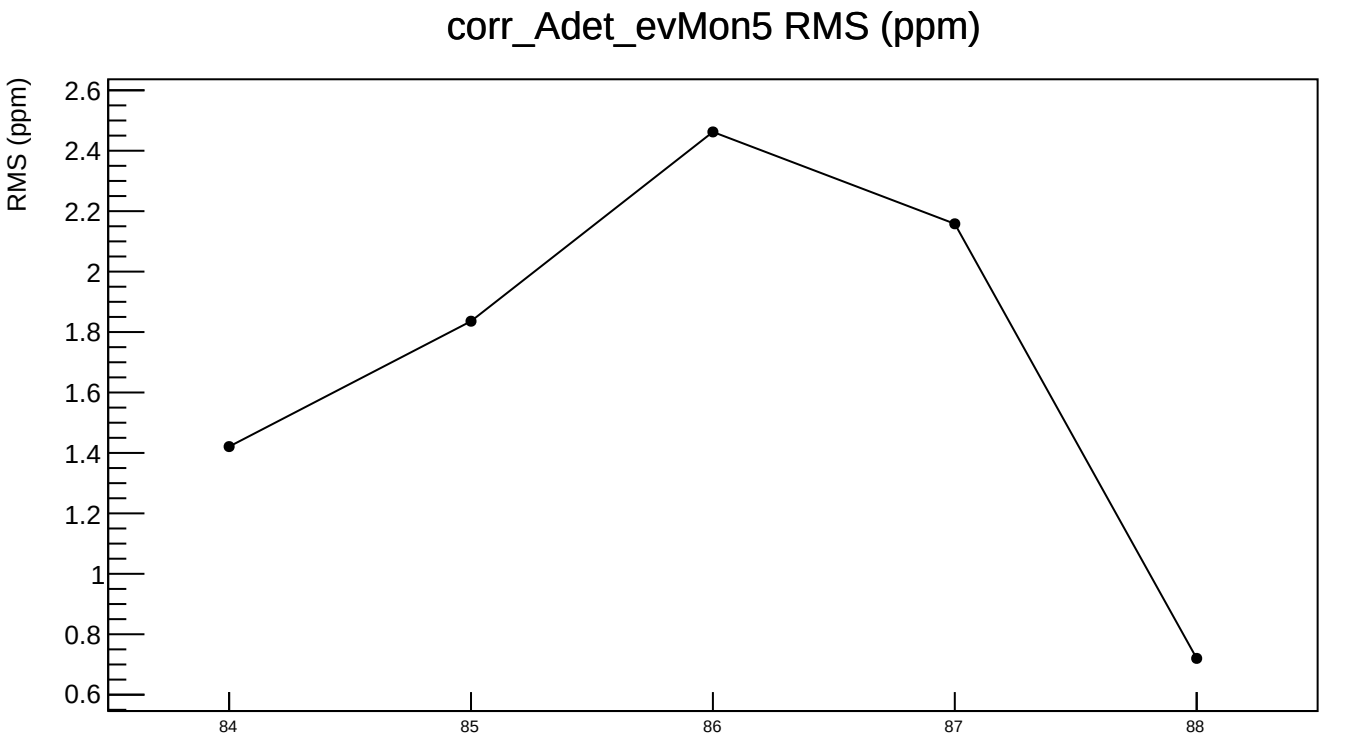
corr_Adet_evMon5 RMS (ppm)
RMS (ppm)
2.6
2.4
2.2
2
1.8
1.6
1.4
1.2
1
0.8
0.6
84
85
86
87
88

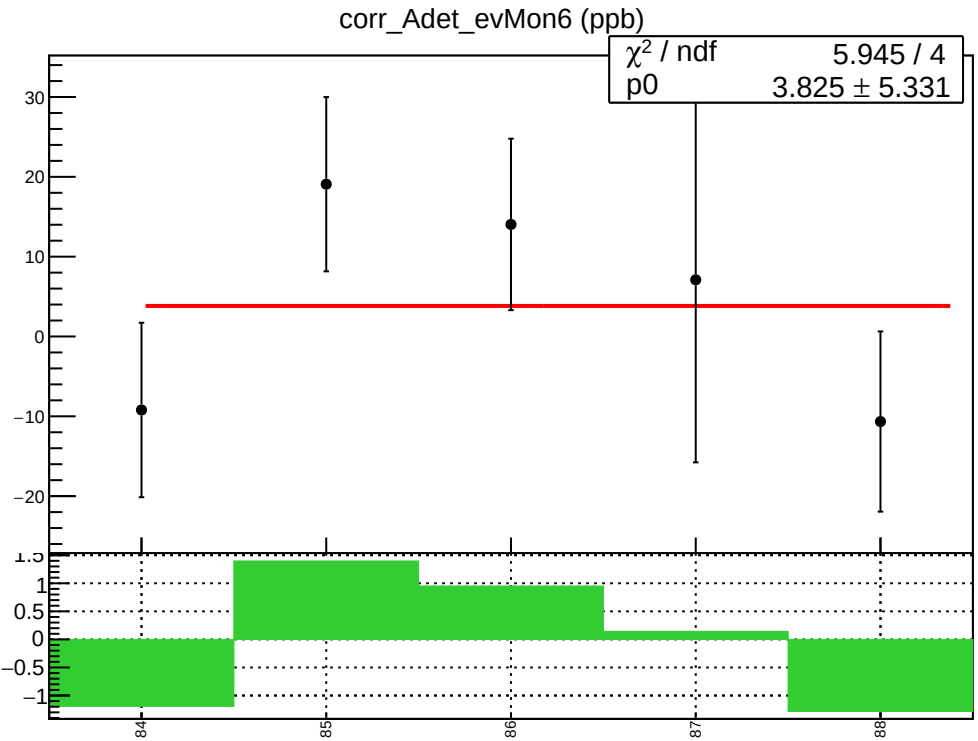
corr_Adet_evMon6 (ppb)
χ² / ndf 5.945 / 4
p0 3.825 ± 5.331
30
20
10
0
−10
−20
1.5
1
0.5
0
−0.5
−1
84
85
86
87
88

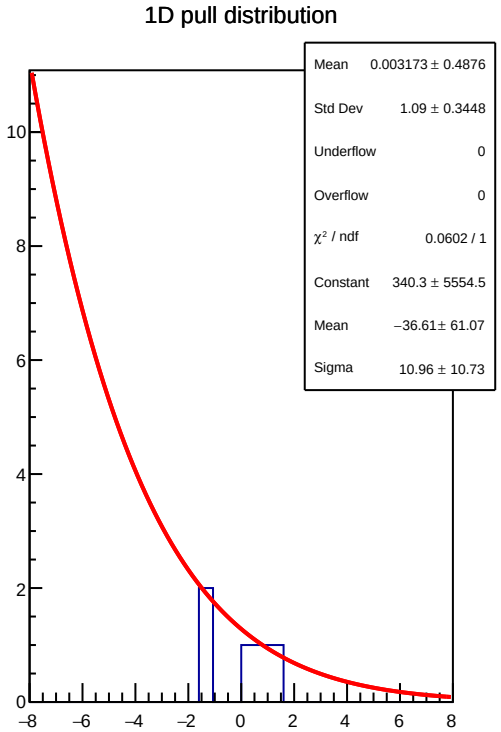
1D pull distribution
Mean 0.003173 ± 0.4876
Std Dev 1.09 ± 0.3448
Underflow 0
Overflow 0
χ² / ndf 0.0602 / 1
Constant 340.3 ± 5554.5
Mean −36.61 ± 61.07
Sigma 10.96 ± 10.73
10
8
6
4
2
0
−8
−6
−4
−2
0
2
4
6
8

corr_Adet_evMon6 RMS (ppm)

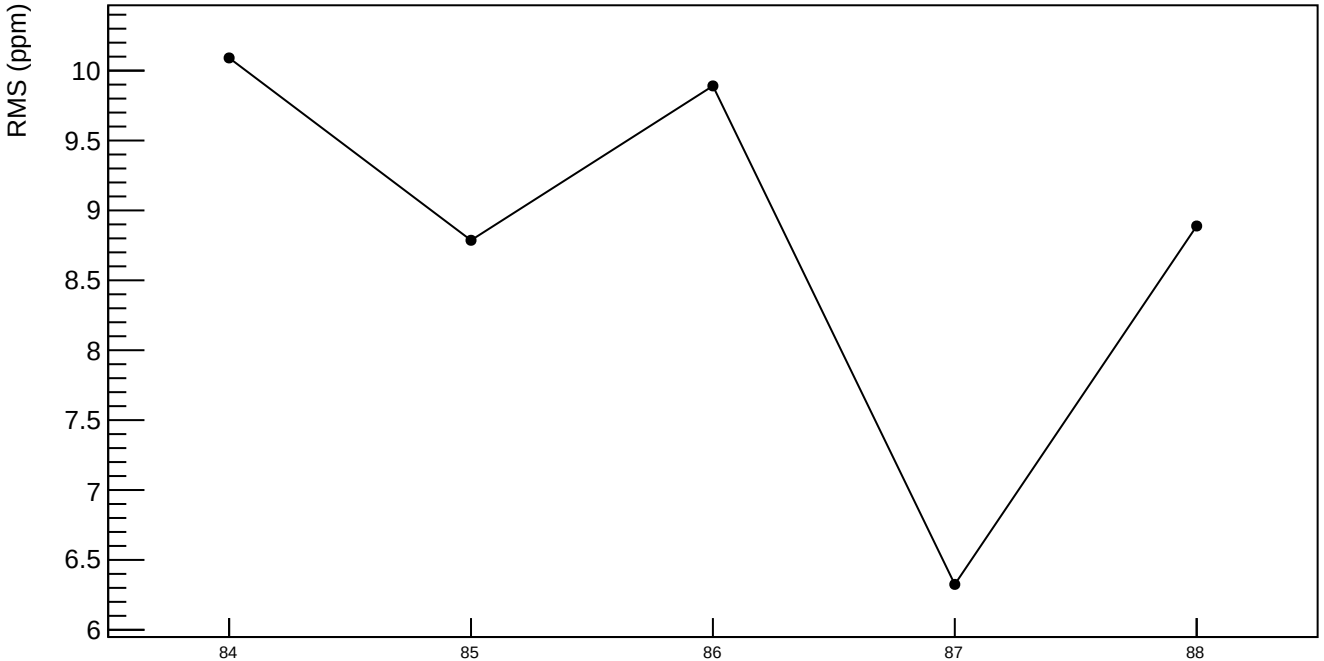

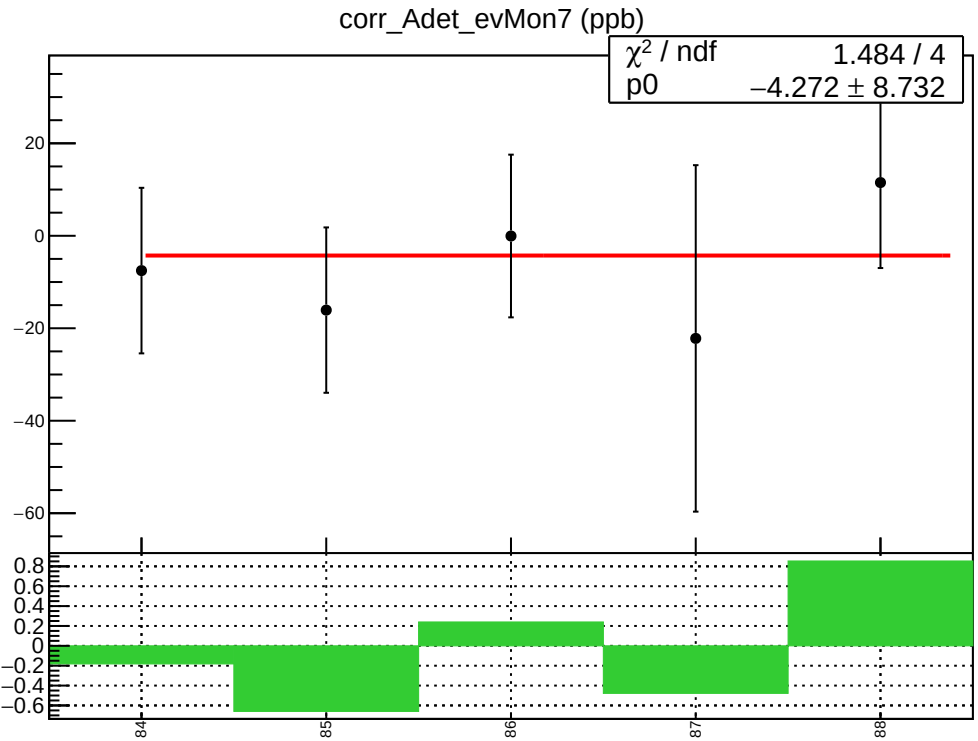
corr_Adet_evMon7 (ppb)
χ² / ndf 1.484 / 4
p0 −4.272 ± 8.732
20
0
−20
−40
−60
0.8
0.6
0.4
0.2
0
−0.2
−0.4
−0.6
84
85
86
87
88

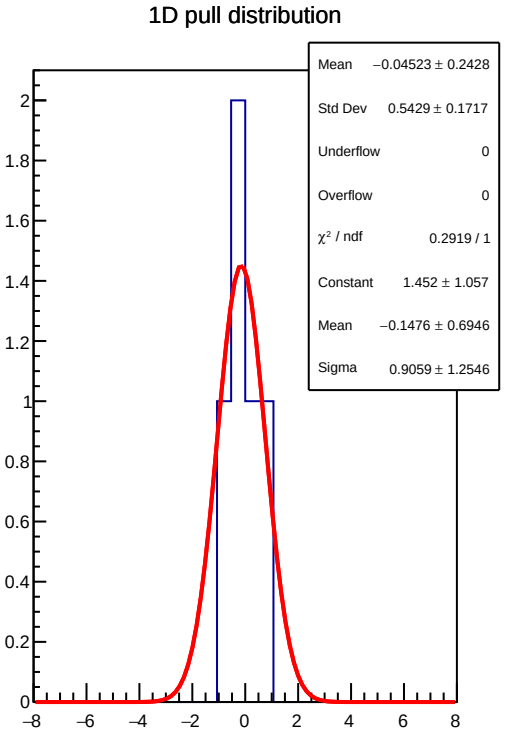
1D pull distribution
Mean −0.04523 ± 0.2428
Std Dev 0.5429 ± 0.1717
Underflow 0
Overflow 0
χ² / ndf 0.2919 / 1
Constant 1.452 ± 1.057
Mean −0.1476 ± 0.6946
Sigma 0.9059 ± 1.2546
2
1.8
1.6
1.4
1.2
1
0.8
0.6
0.4
0.2
0
−8
−6
−4
−2
0
2
4
6
8

corr_Adet_evMon7 RMS (ppm)

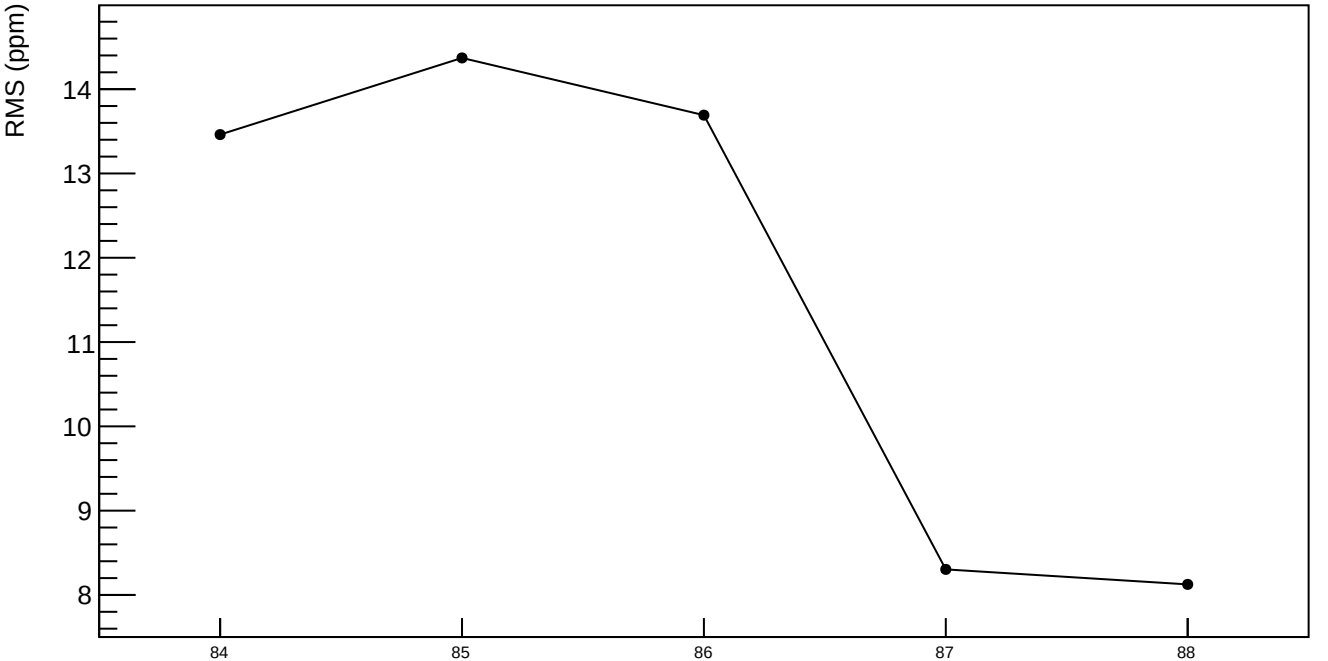

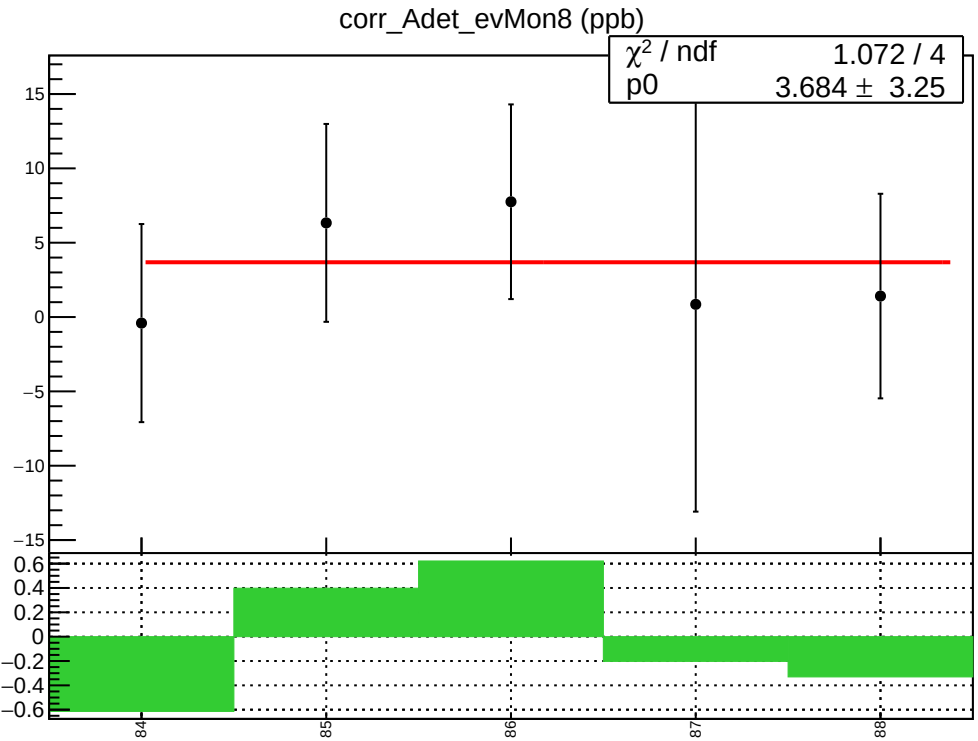
corr_Adet_evMon8 (ppb)
χ² / ndf 1.072 / 4
p0 3.684 ± 3.25
15
10
5
0
−5
−10
−15
0.6
0.4
0.2
0
−0.2
−0.4
−0.6
84
85
86
87
88

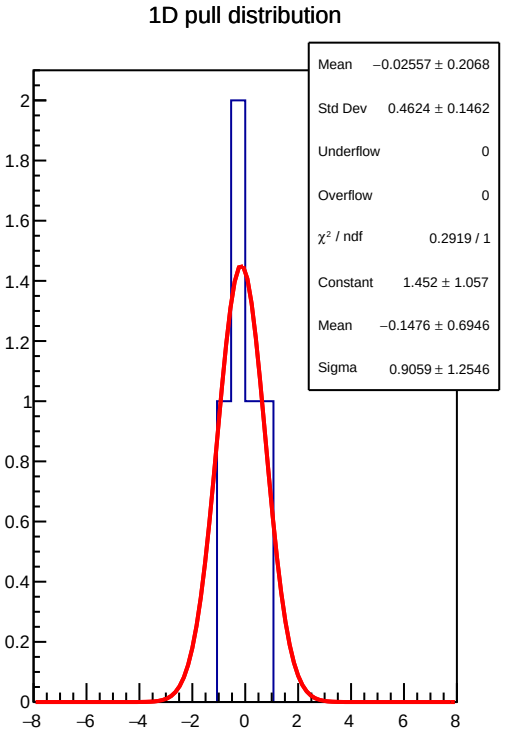
1D pull distribution
Mean −0.02557 ± 0.2068
Std Dev 0.4624 ± 0.1462
Underflow 0
Overflow 0
χ² / ndf 0.2919 / 1
Constant 1.452 ± 1.057
Mean −0.1476 ± 0.6946
Sigma 0.9059 ± 1.2546
2
1.8
1.6
1.4
1.2
1
0.8
0.6
0.4
0.2
0
−8
−6
−4
−2
0
2
4
6
8

corr_Adet_evMon8 RMS (ppm)

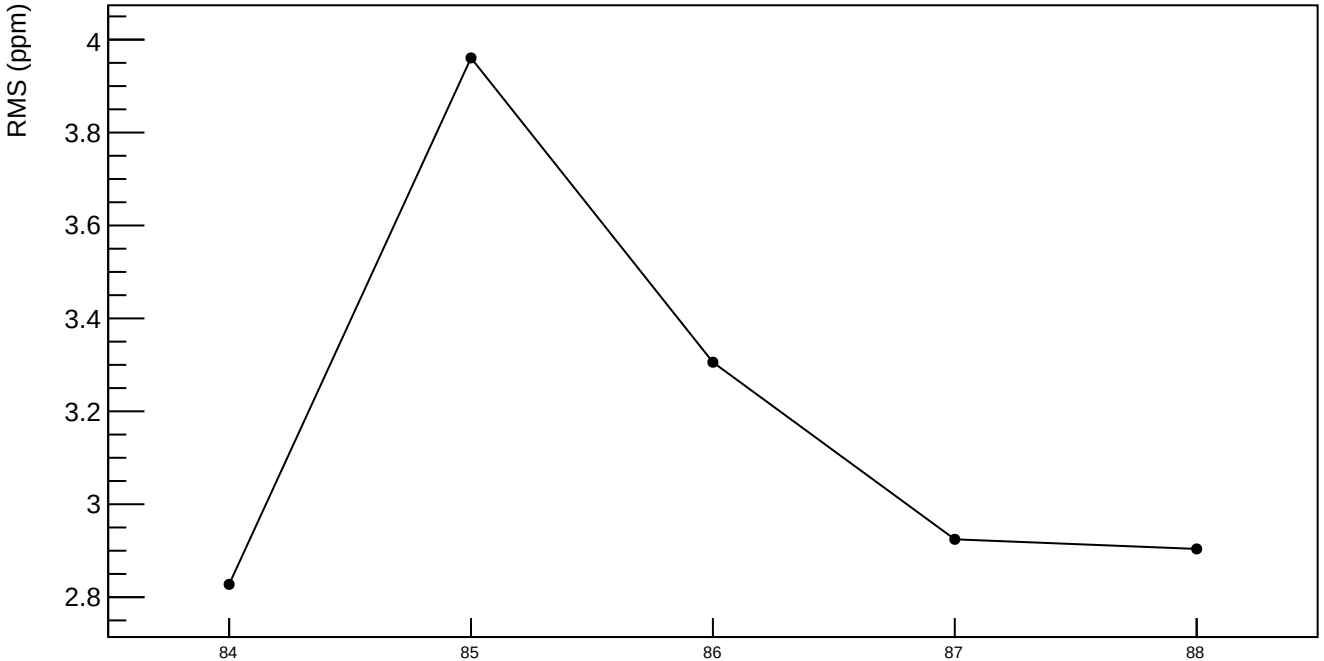

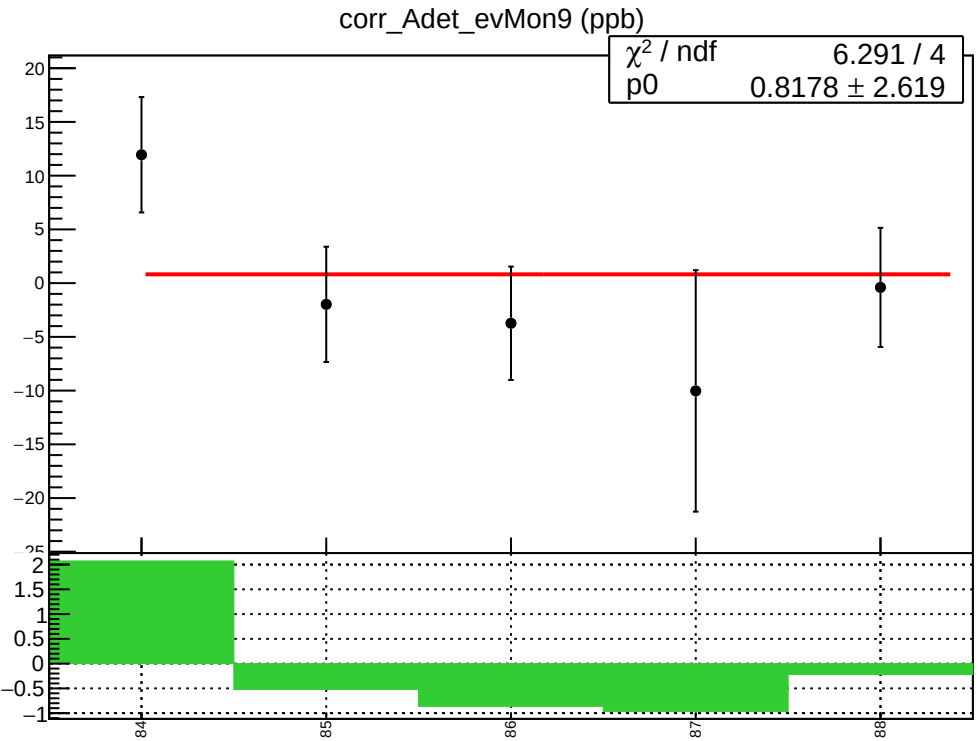
corr_Adet_evMon9 (ppb)
χ² / ndf 6.291 / 4
p0 0.8178 ± 2.619
84
85
86
87
88

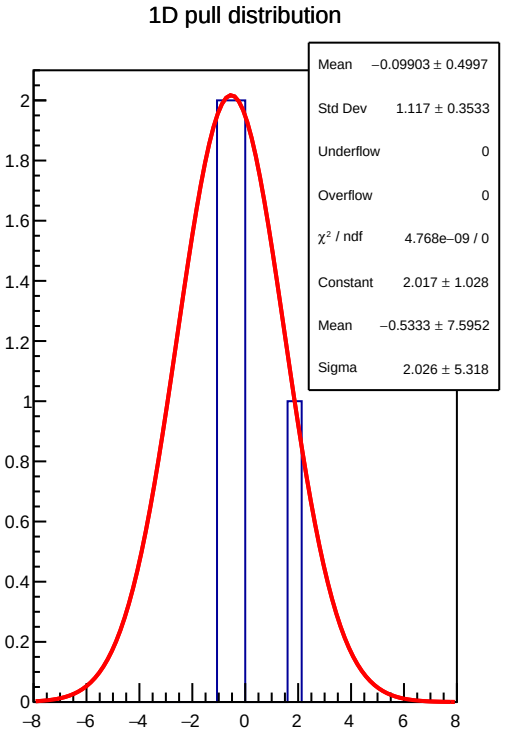
1D pull distribution
Mean −0.09903 ± 0.4997
Std Dev 1.117 ± 0.3533
Underflow 0
Overflow 0
χ² / ndf 4.768e−09 / 0
Constant 2.017 ± 1.028
Mean −0.5333 ± 7.5952
Sigma 2.026 ± 5.318

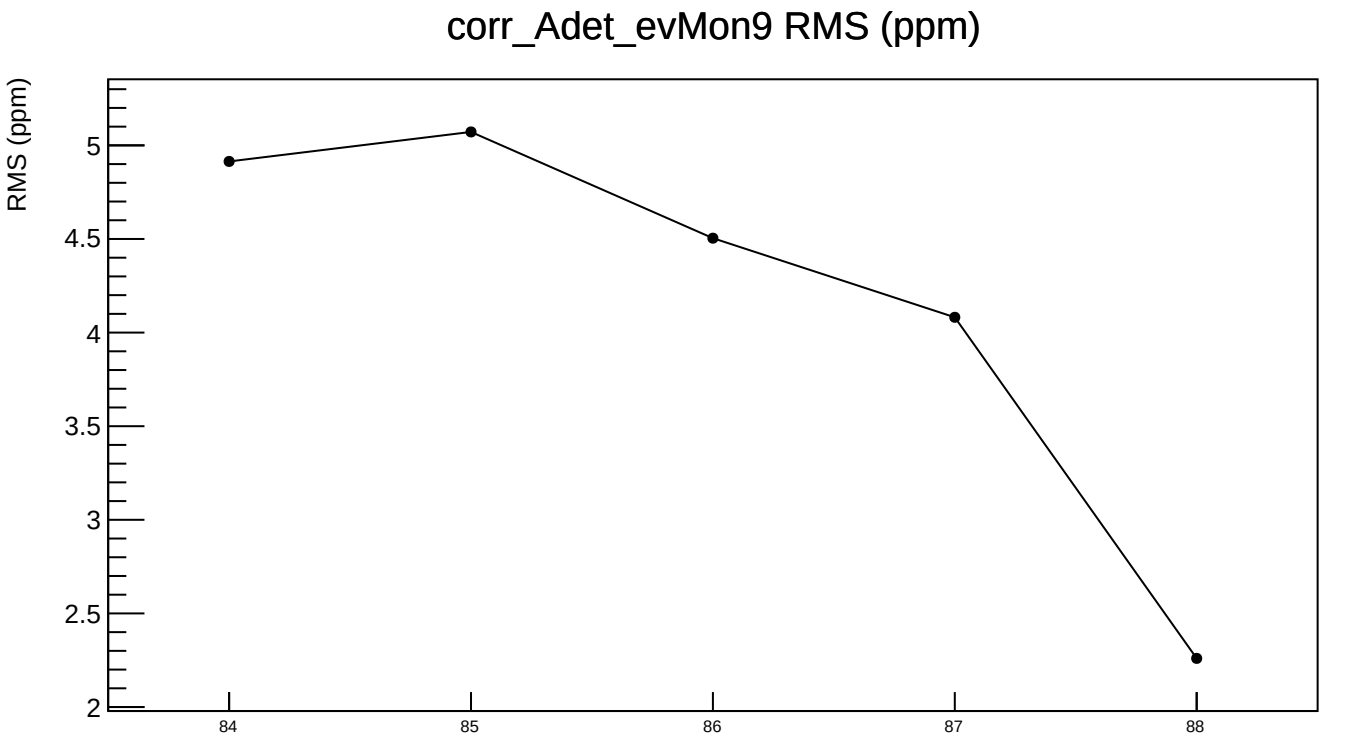
corr_Adet_evMon9 RMS (ppm)
RMS (ppm)
5
4.5
4
3.5
3
2.5
2
84
85
86
87
88

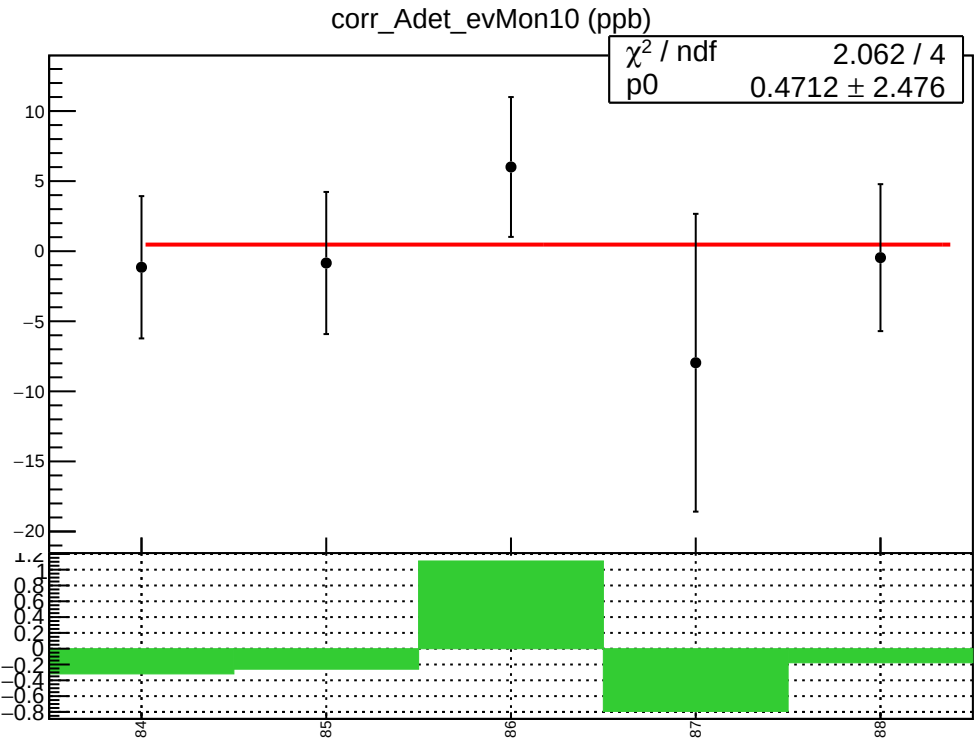
corr_Adet_evMon10 (ppb)
χ² / ndf 2.062 / 4
p0 0.4712 ± 2.476
84
85
86
87
88

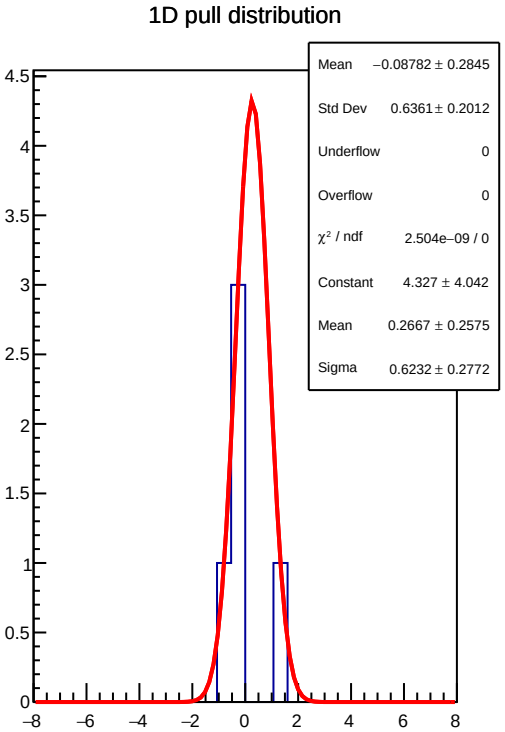
1D pull distribution
Mean −0.08782 ± 0.2845
Std Dev 0.6361 ± 0.2012
Underflow 0
Overflow 0
χ² / ndf 2.504e−09 / 0
Constant 4.327 ± 4.042
Mean 0.2667 ± 0.2575
Sigma 0.6232 ± 0.2772

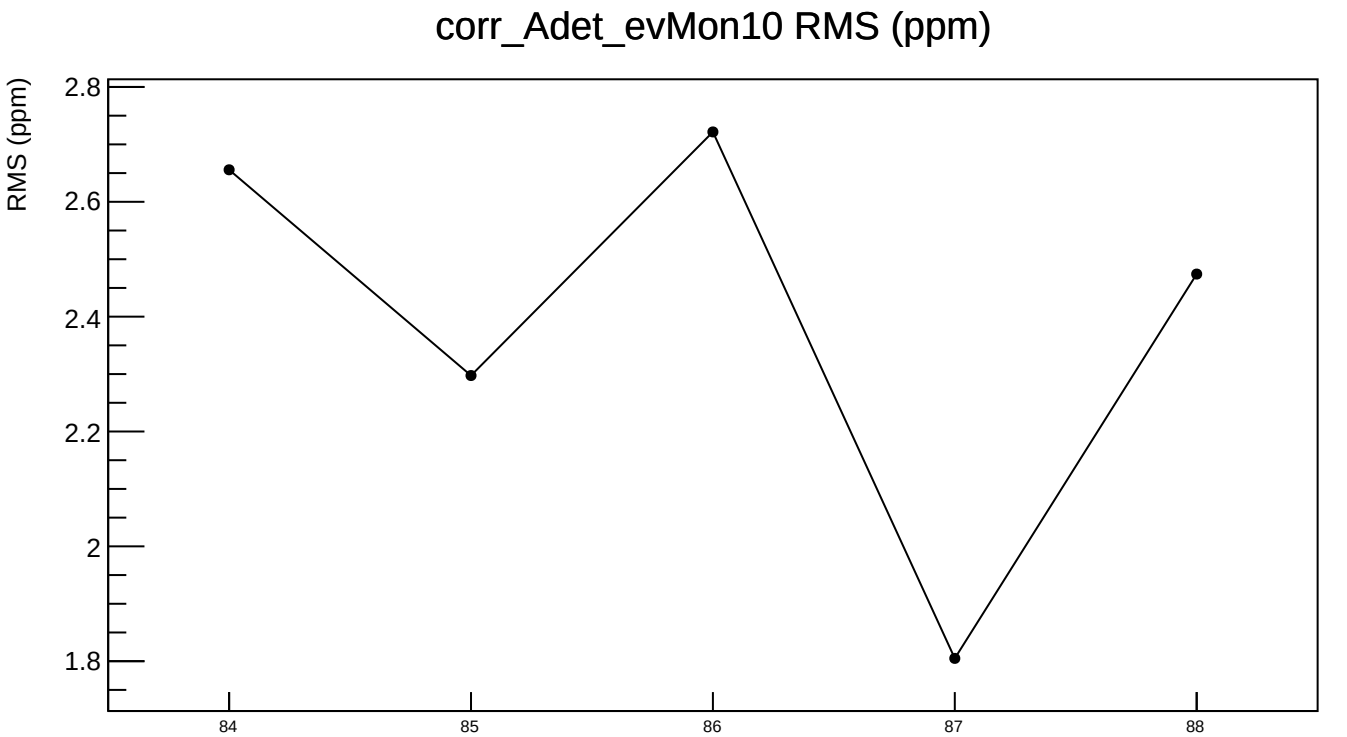
corr_Adet_evMon10 RMS (ppm)
RMS (ppm)
2.8
2.6
2.4
2.2
2
1.8
84
85
86
87
88

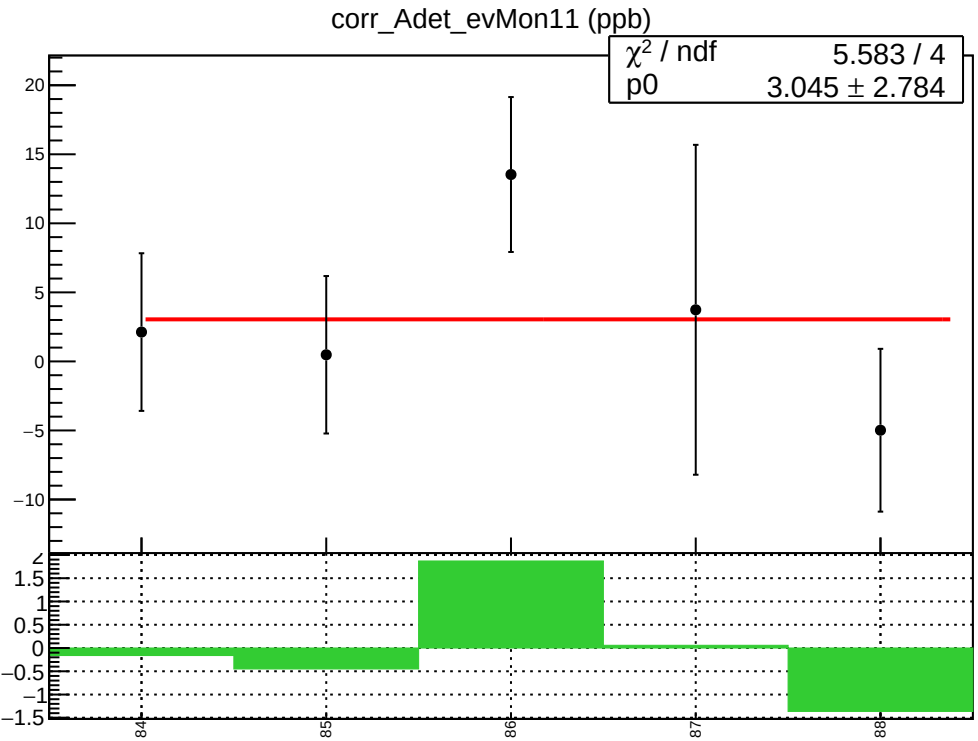
corr_Adet_evMon11 (ppb)
χ² / ndf 5.583 / 4
p0 3.045 ± 2.784
20
15
10
5
0
−5
−10
2
1.5
1
0.5
0
−0.5
−1
−1.5
84
85
86
87
88

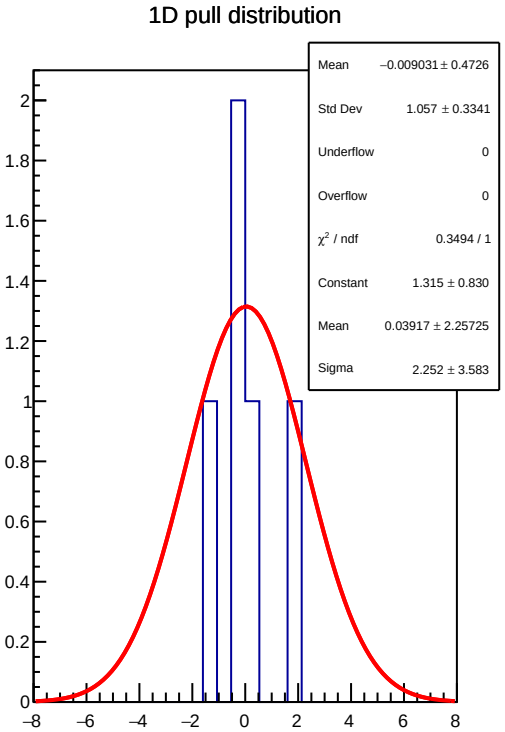
1D pull distribution
Mean −0.009031 ± 0.4726
Std Dev 1.057 ± 0.3341
Underflow 0
Overflow 0
χ² / ndf 0.3494 / 1
Constant 1.315 ± 0.830
Mean 0.03917 ± 2.25725
Sigma 2.252 ± 3.583
2
1.8
1.6
1.4
1.2
1
0.8
0.6
0.4
0.2
0
−8
−6
−4
−2
0
2
4
6
8

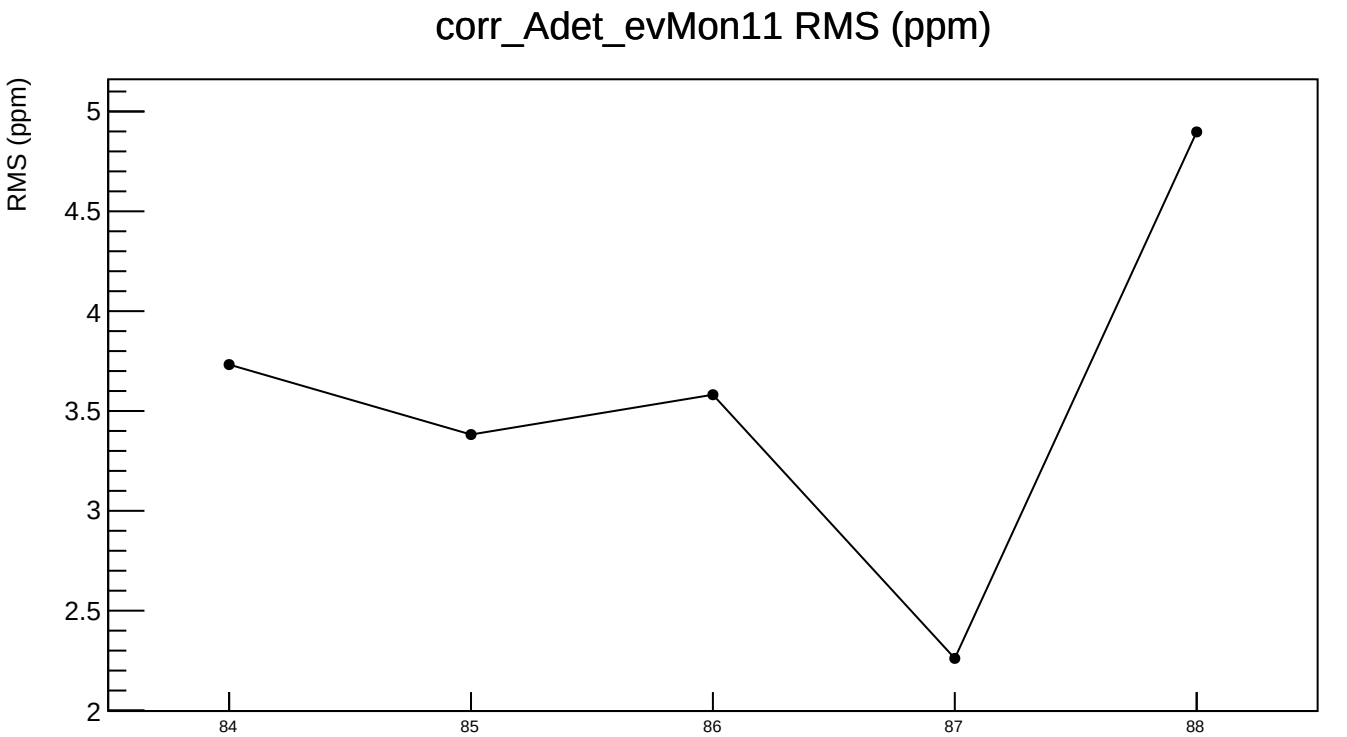
corr_Adet_evMon11 RMS (ppm)
RMS (ppm)
5
4.5
4
3.5
3
2.5
2
84
85
86
87
88

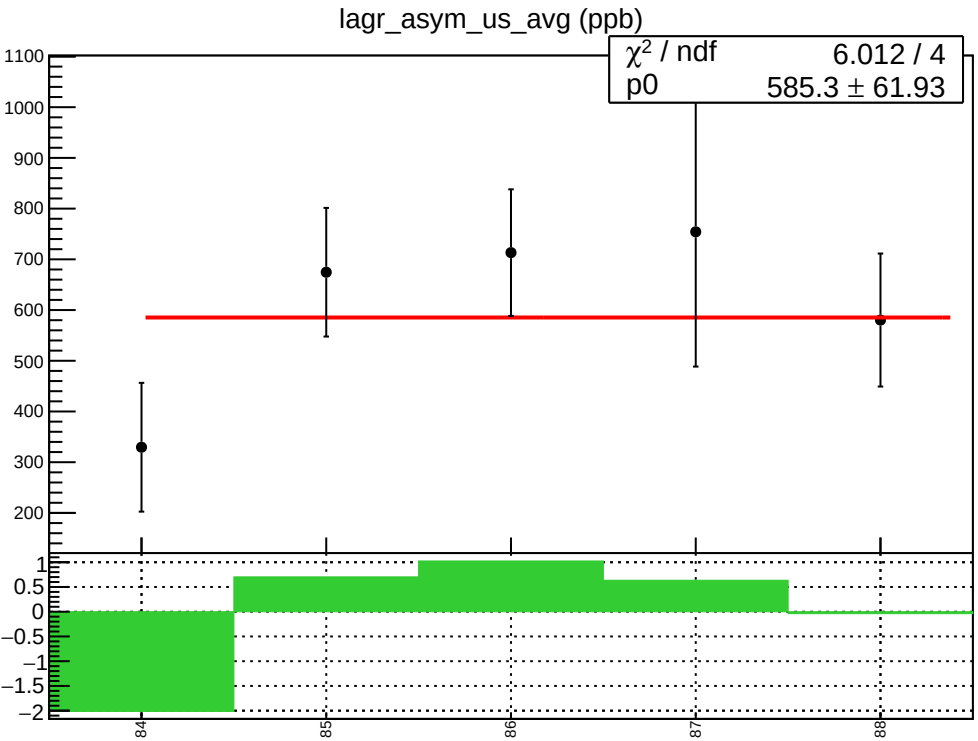
lagr_asym_us_avg (ppb)
χ² / ndf 6.012 / 4
p0 585.3 ± 61.93
1100
1000
900
800
700
600
500
400
300
200
1
0.5
0
−0.5
−1
−1.5
−2
84
85
86
87
88

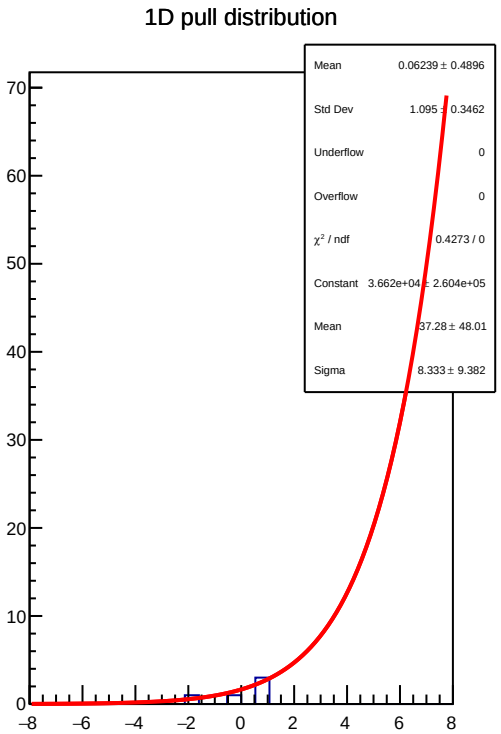
1D pull distribution
Mean 0.06239 ± 0.4896
Std Dev 1.095 ± 0.3462
Underflow 0
Overflow 0
χ² / ndf 0.4273 / 0
Constant 3.662e+04 ± 2.604e+05
Mean 37.28 ± 48.01
Sigma 8.333 ± 9.382
70
60
50
40
30
20
10
0
−8
−6
−4
−2
0
2
4
6
8

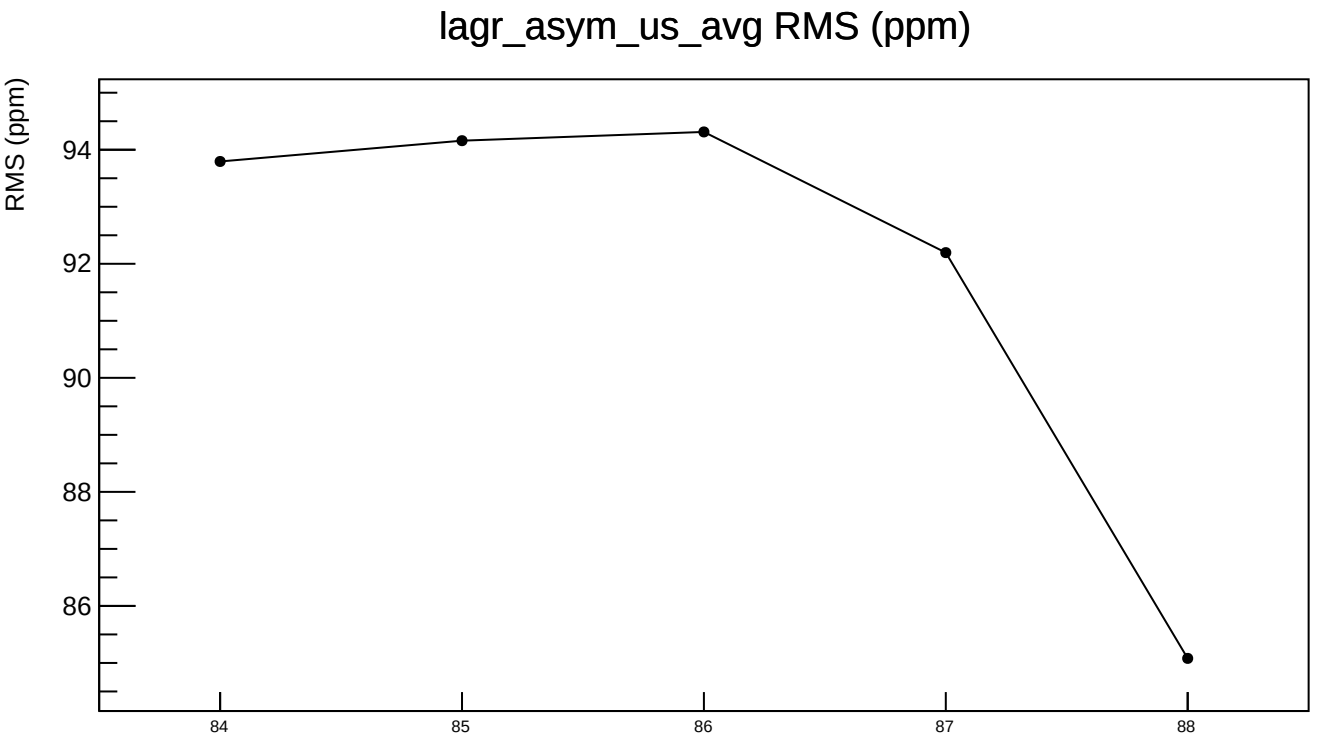
lagr_asym_us_avg RMS (ppm)
RMS (ppm)
94
92
90
88
86
84
85
86
87
88

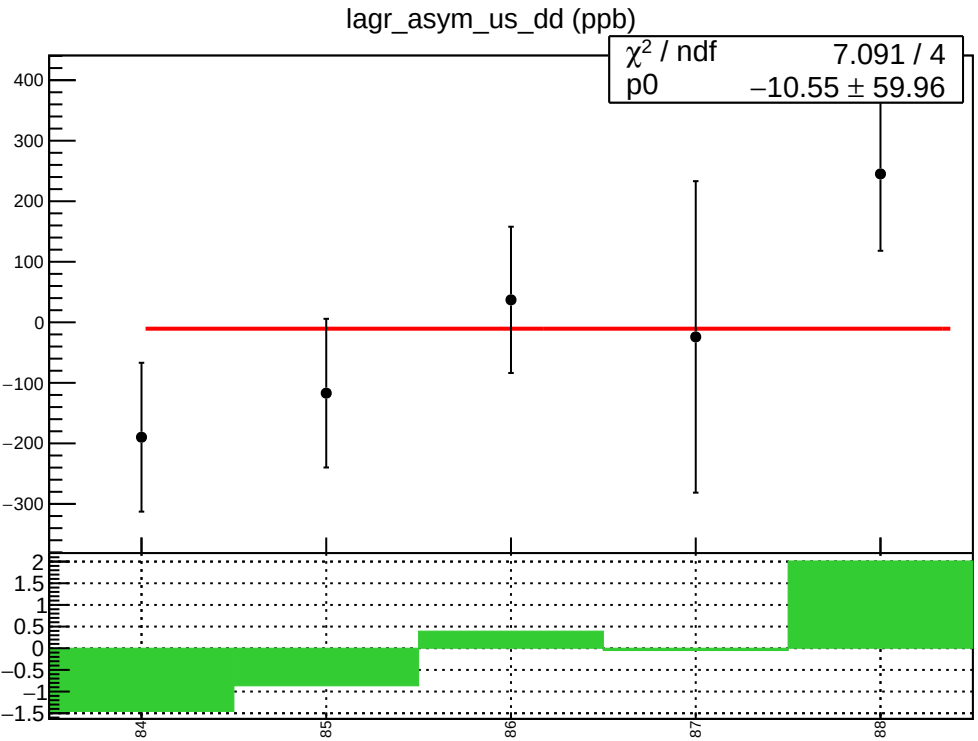
lagr_asym_us_dd (ppb)
χ² / ndf 7.091 / 4
p0 −10.55 ± 59.96
400
300
200
100
0
−100
−200
−300
2
1.5
1
0.5
0
−0.5
−1
−1.5
84
85
86
87
88

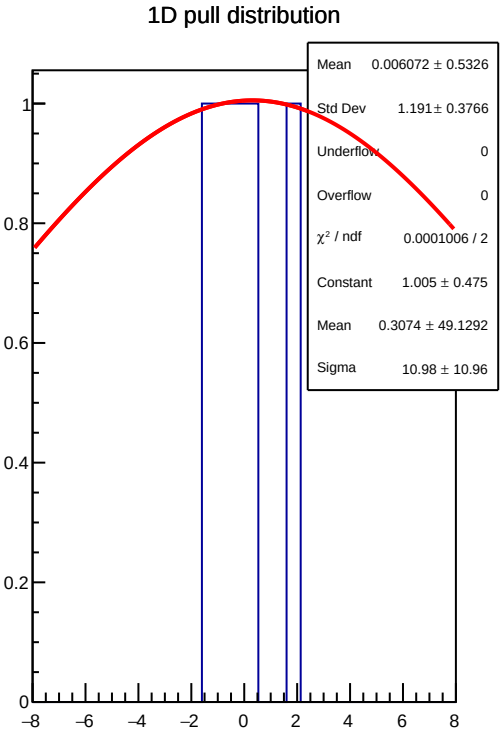
1D pull distribution
Mean 0.006072 ± 0.5326
Std Dev 1.191± 0.3766
Underflow 0
Overflow 0
χ² / ndf 0.0001006 / 2
Constant 1.005 ± 0.475
Mean 0.3074 ± 49.1292
Sigma 10.98 ± 10.96
1
0.8
0.6
0.4
0.2
0
−8
−6
−4
−2
0
2
4
6
8

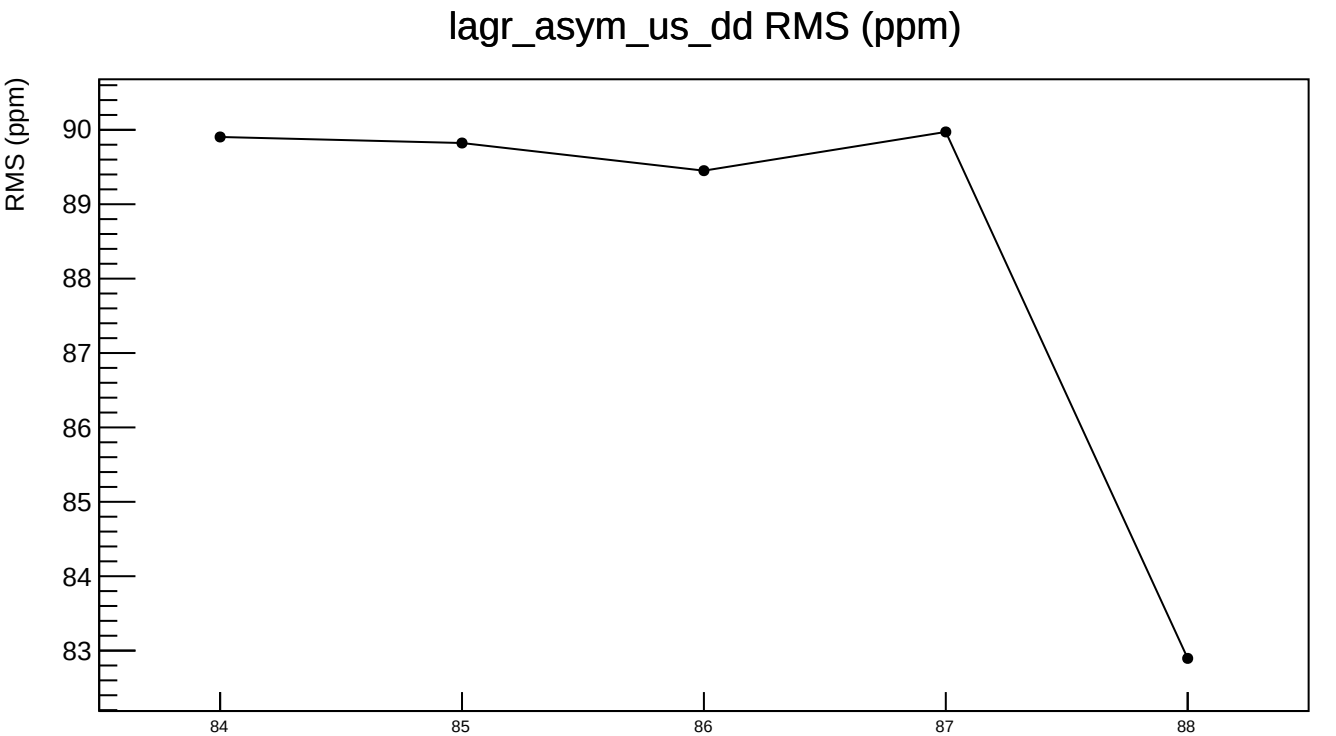
lagr_asym_us_dd RMS (ppm)
RMS (ppm)
90
89
88
87
86
85
84
83
84
85
86
87
88

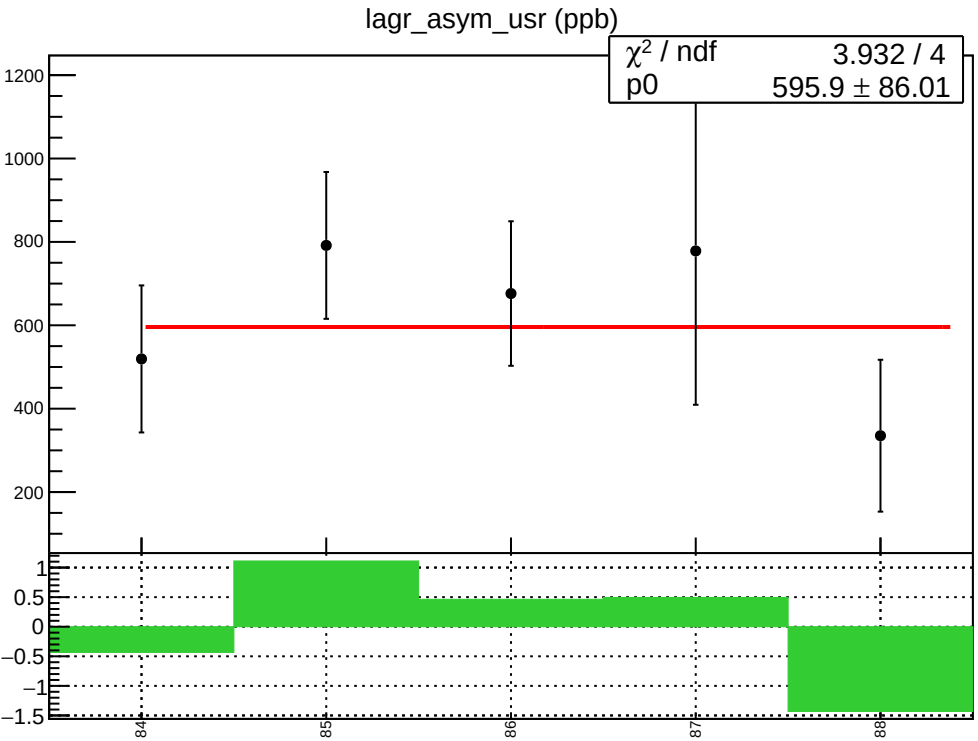
lagr_asym_usr (ppb)
χ² / ndf 3.932 / 4
p0 595.9 ± 86.01
1200
1000
800
600
400
200
1
0.5
0
−0.5
−1
−1.5
84
85
86
87
88

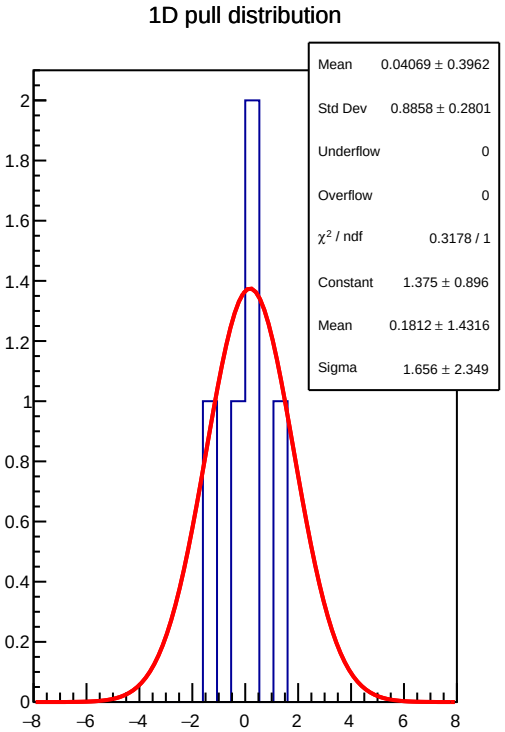
1D pull distribution
Mean 0.04069 ± 0.3962
Std Dev 0.8858 ± 0.2801
Underflow 0
Overflow 0
χ² / ndf 0.3178 / 1
Constant 1.375 ± 0.896
Mean 0.1812 ± 1.4316
Sigma 1.656 ± 2.349
2
1.8
1.6
1.4
1.2
1
0.8
0.6
0.4
0.2
0
−8
−6
−4
−2
0
2
4
6
8

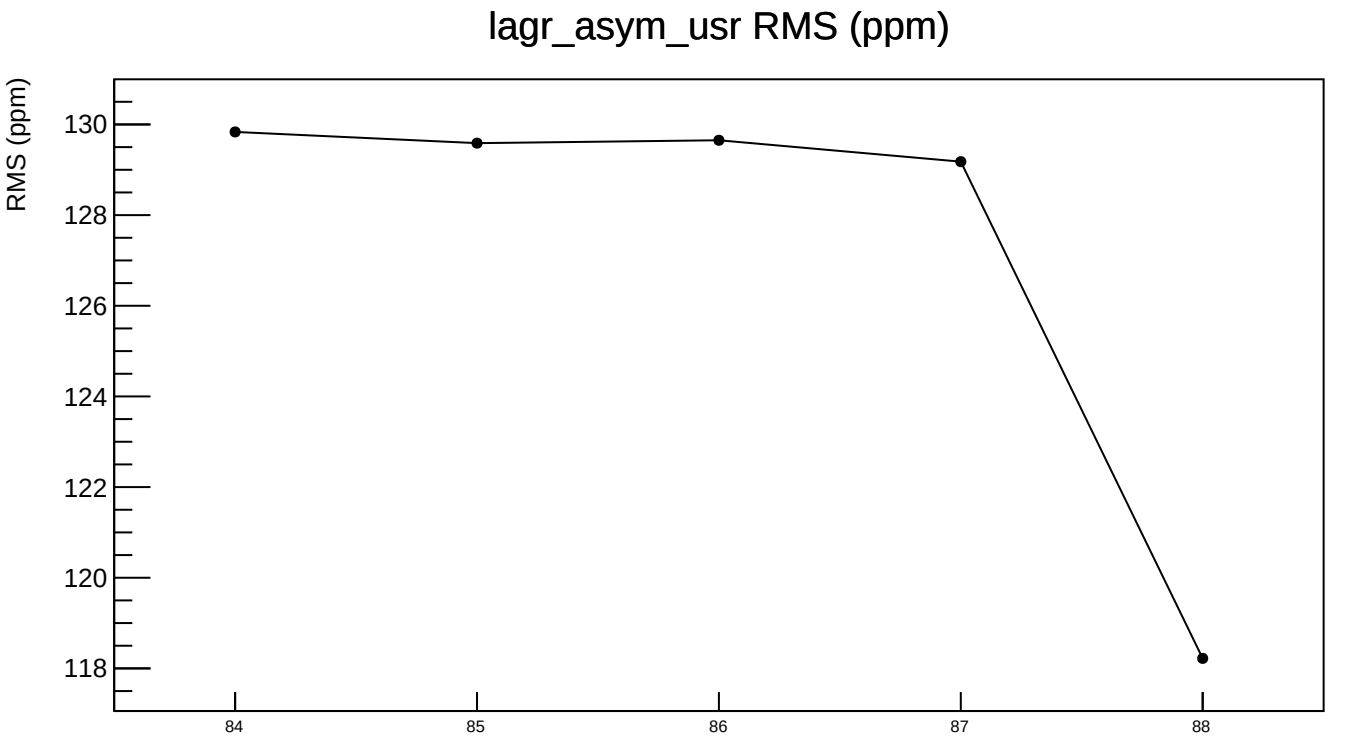
lagr_asym_usr RMS (ppm)
RMS (ppm)
130
128
126
124
122
120
118
84
85
86
87
88

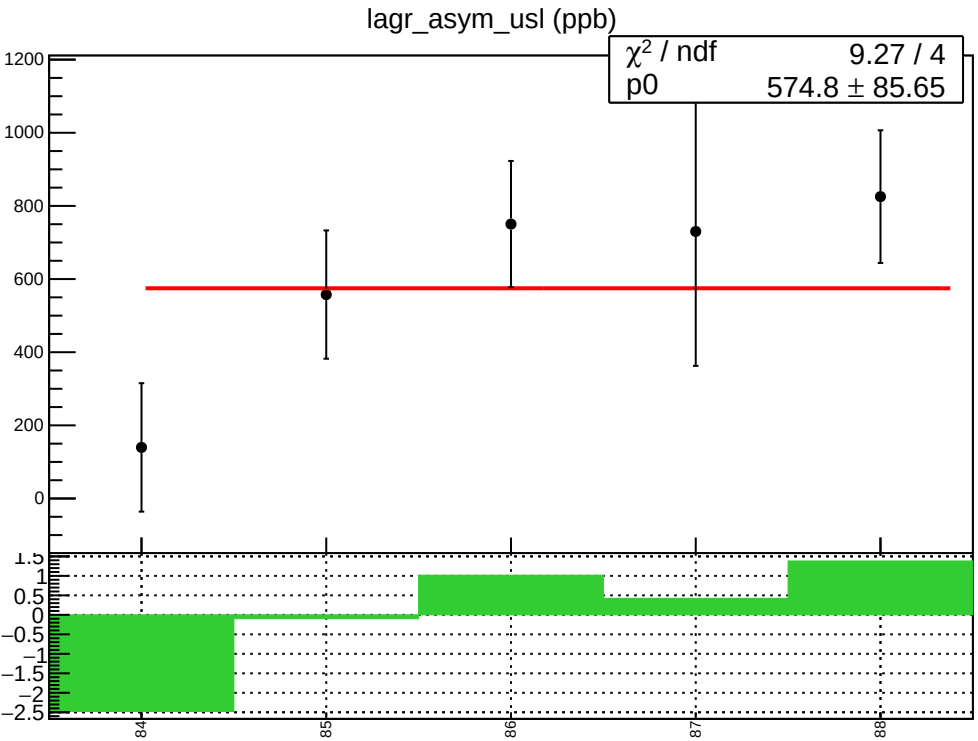
lagr_asym_usl (ppb)
χ² / ndf 9.27 / 4
p0 574.8 ± 85.65
1200
1000
800
600
400
200
0
1.5
1
0.5
0
−0.5
−1
−1.5
−2
−2.5
84
85
86
87
88

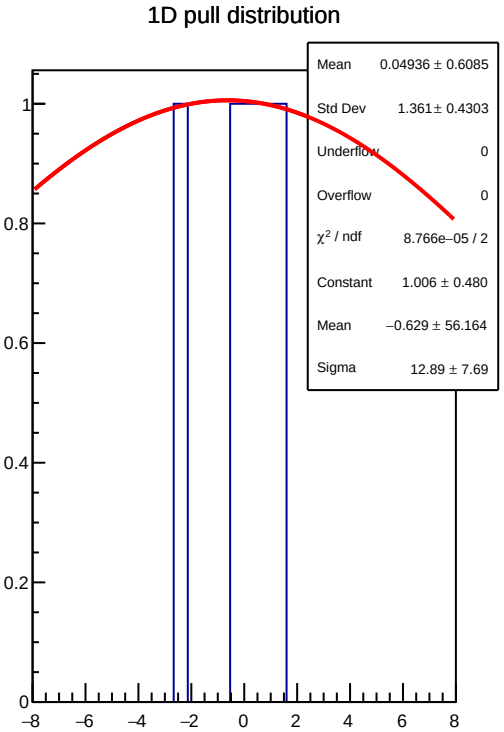
1D pull distribution
Mean 0.04936 ± 0.6085
Std Dev 1.361± 0.4303
Underflow 0
Overflow 0
χ² / ndf 8.766e−05 / 2
Constant 1.006 ± 0.480
Mean −0.629 ± 56.164
Sigma 12.89 ± 7.69
1
0.8
0.6
0.4
0.2
0
−8
−6
−4
−2
0
2
4
6
8

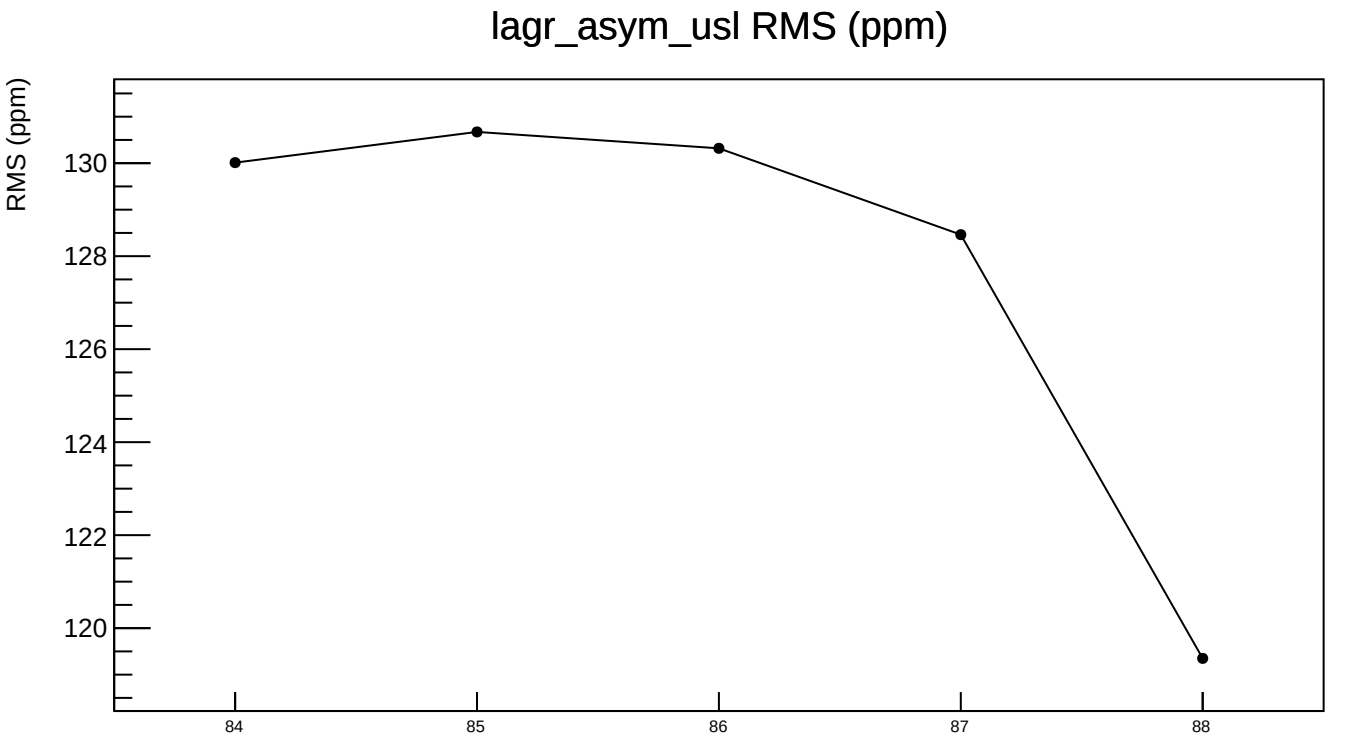
lagr_asym_usl RMS (ppm)
RMS (ppm)
130
128
126
124
122
120
84
85
86
87
88

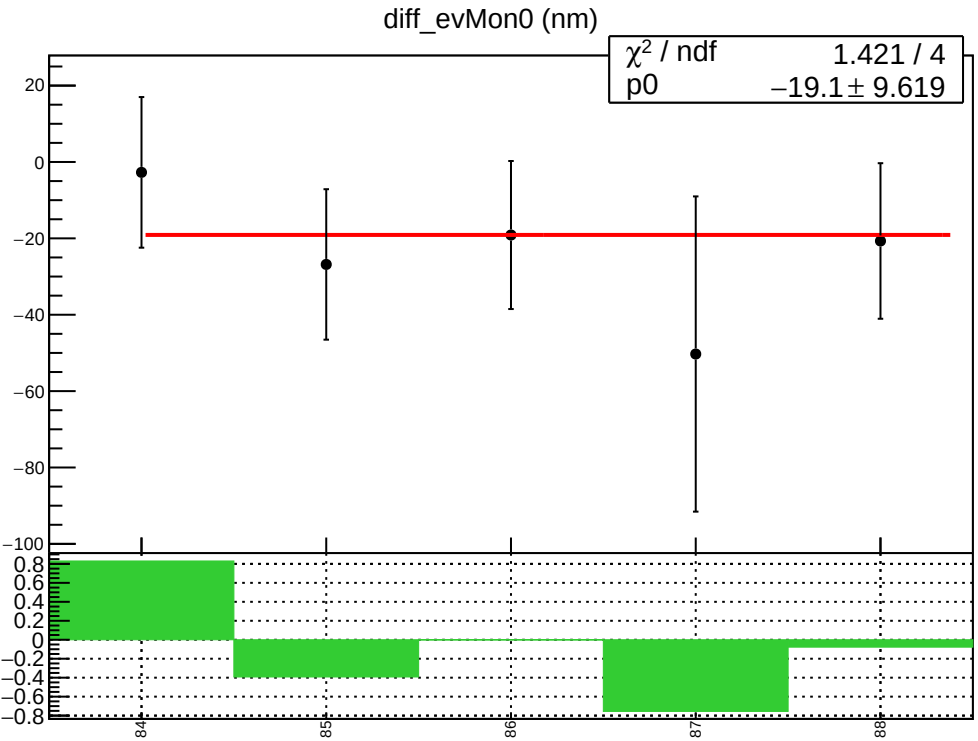
diff_evMon0 (nm)
χ² / ndf 1.421 / 4
p0 −19.1 ± 9.619
20
0
−20
−40
−60
−80
−100
0.8
0.6
0.4
0.2
0
−0.2
−0.4
−0.6
−0.8
84
85
86
87
88

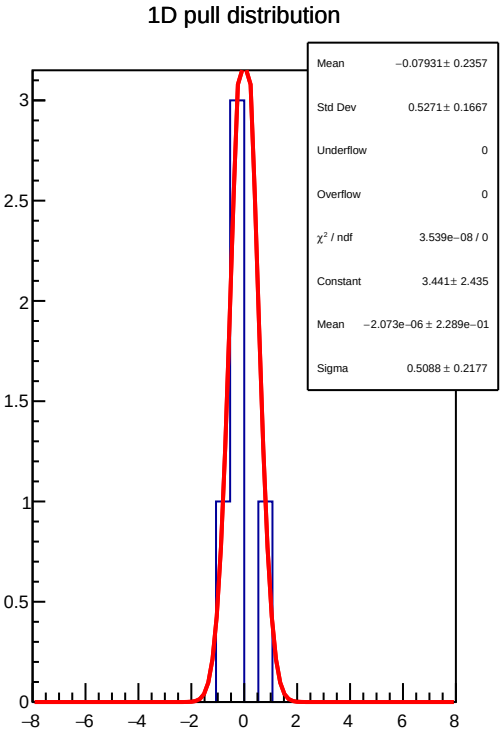
1D pull distribution
Mean −0.07931 ± 0.2357
Std Dev 0.5271 ± 0.1667
Underflow 0
Overflow 0
χ² / ndf 3.539e−08 / 0
Constant 3.441 ± 2.435
Mean −2.073e−06 ± 2.289e−01
Sigma 0.5088 ± 0.2177
3
2.5
2
1.5
1
0.5
0
−8
−6
−4
−2
0
2
4
6
8

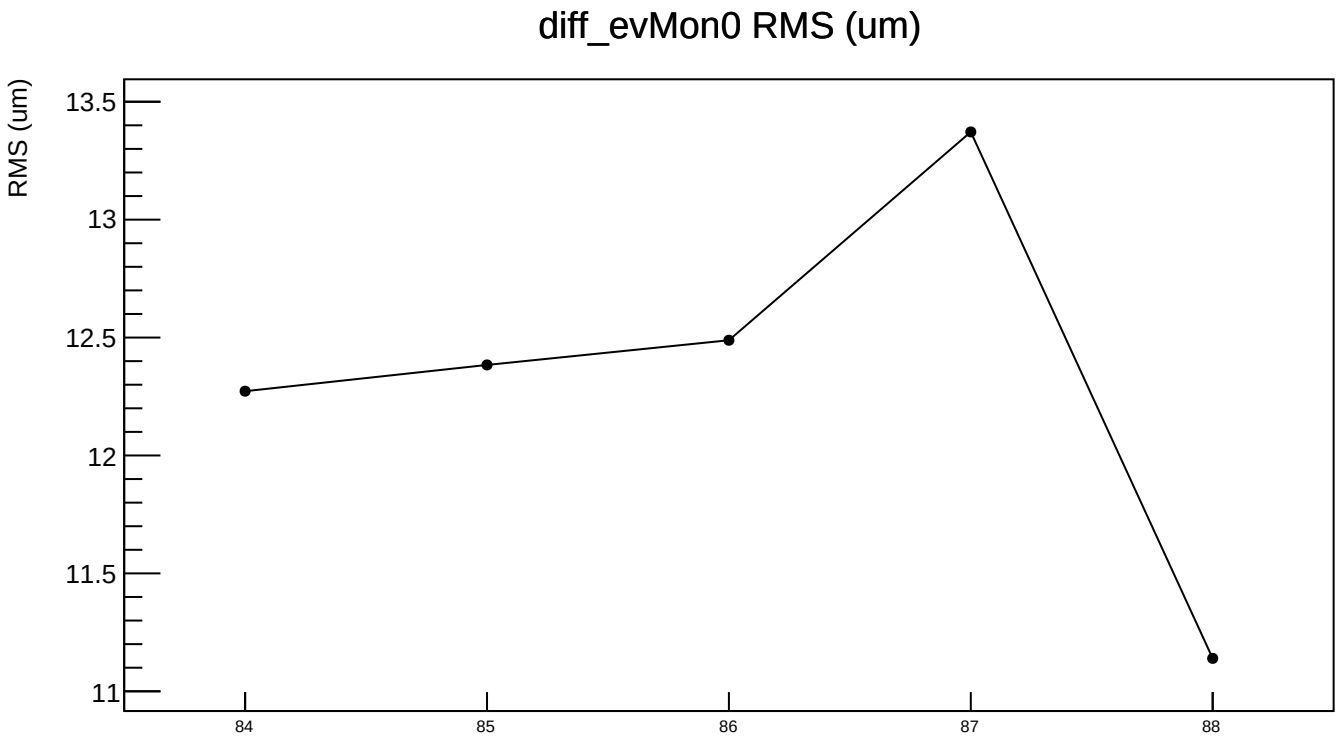
diff_evMon0 RMS (um)
RMS (um)
13.5
13
12.5
12
11.5
11
84
85
86
87
88

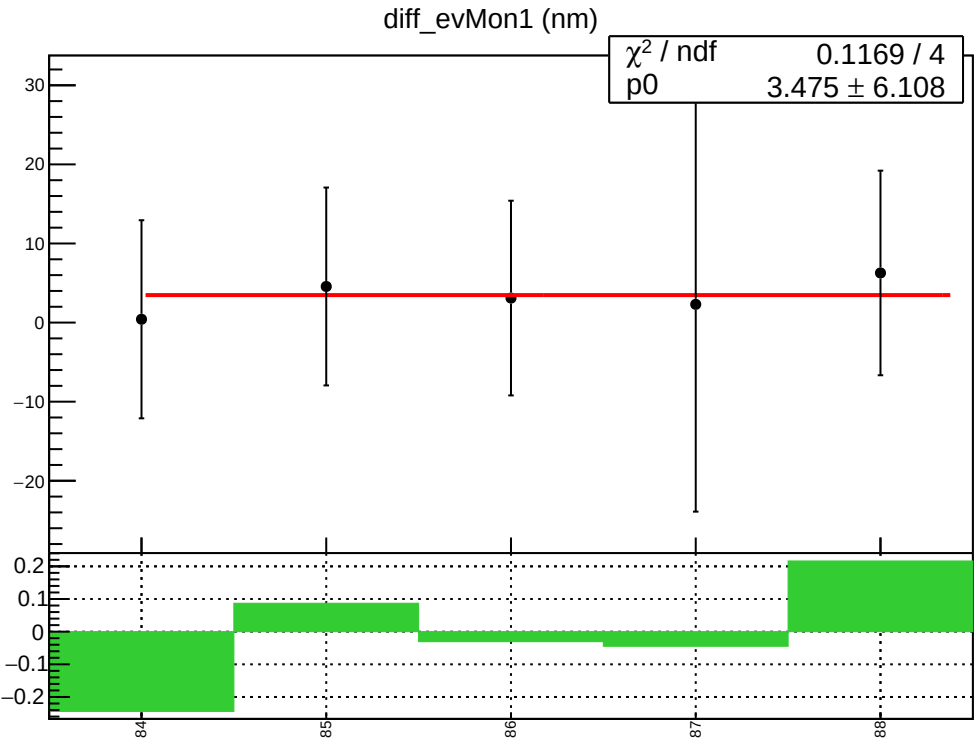
diff_evMon1 (nm)
χ² / ndf 0.1169 / 4
p0 3.475 ± 6.108
30
20
10
0
−10
−20
0.2
0.1
0
−0.1
−0.2
84
85
86
87
88

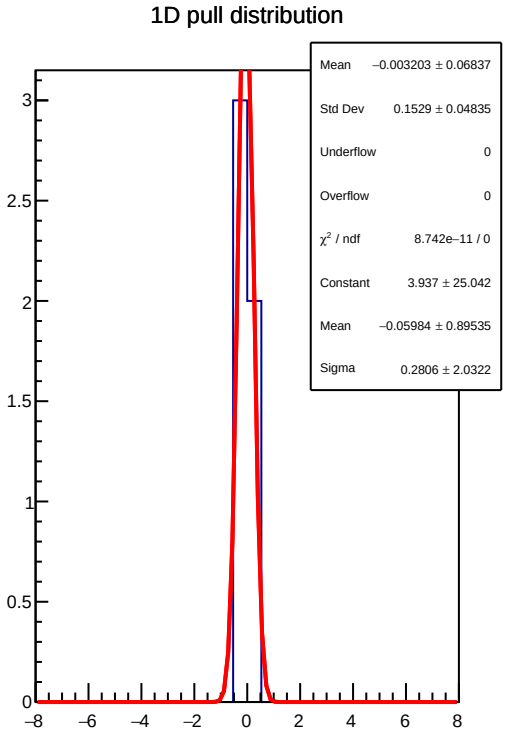
1D pull distribution
Mean −0.003203 ± 0.06837
Std Dev 0.1529 ± 0.04835
Underflow 0
Overflow 0
χ² / ndf 8.742e−11 / 0
Constant 3.937 ± 25.042
Mean −0.05984 ± 0.89535
Sigma 0.2806 ± 2.0322
3
2.5
2
1.5
1
0.5
0
−8
−6
−4
−2
0
2
4
6
8

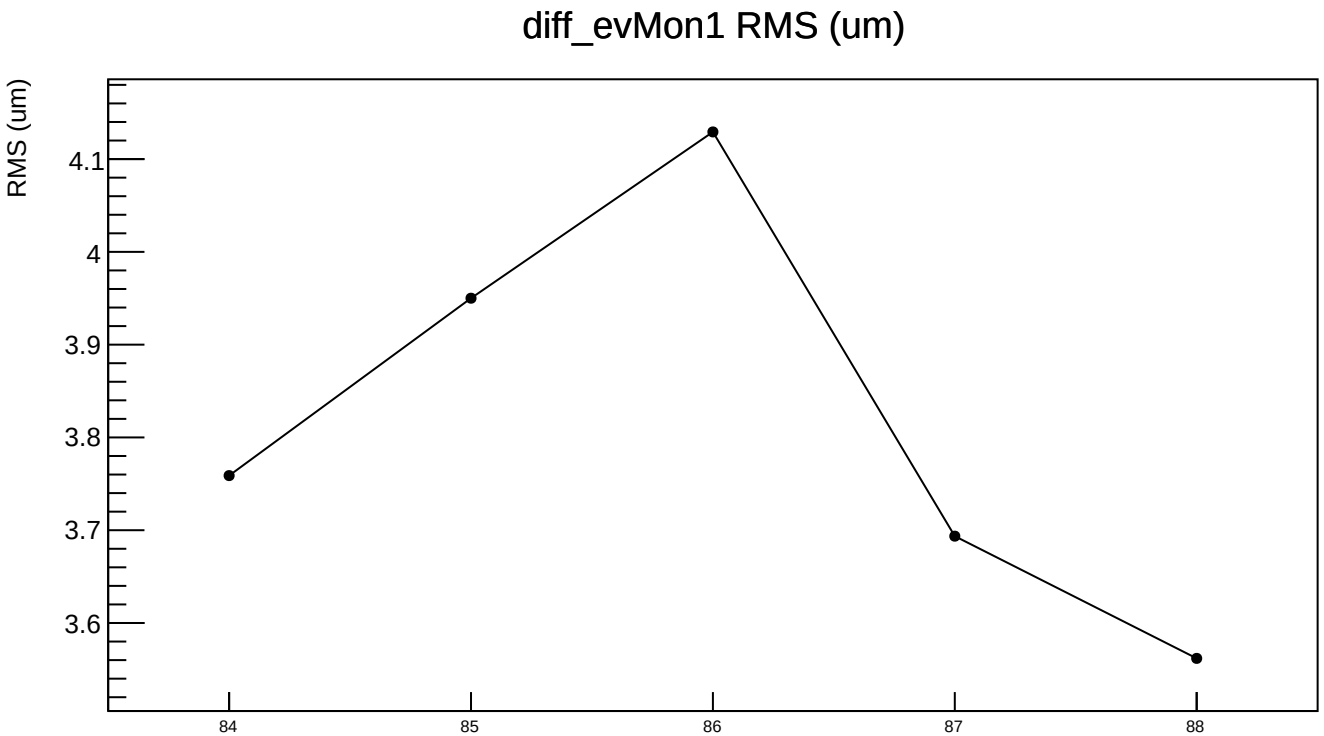
diff_evMon1 RMS (um)
RMS (um)
4.1
4
3.9
3.8
3.7
3.6
84
85
86
87
88

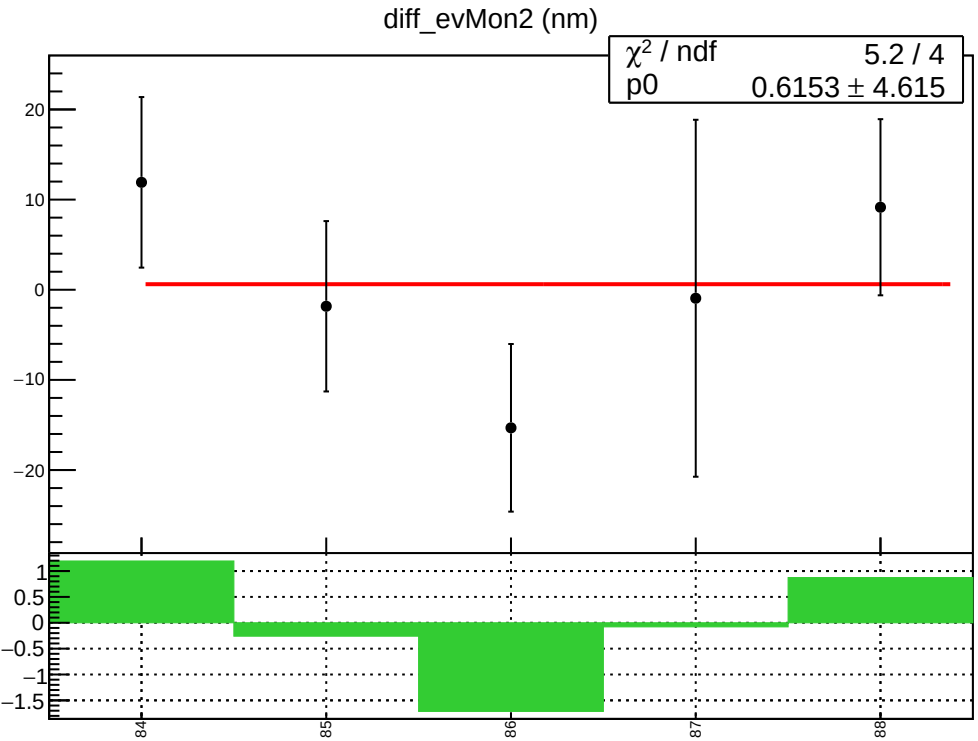
diff_evMon2 (nm)
χ² / ndf 5.2 / 4
p0 0.6153 ± 4.615
20
10
0
−10
−20
1
0.5
0
−0.5
−1
−1.5
84
85
86
87
88

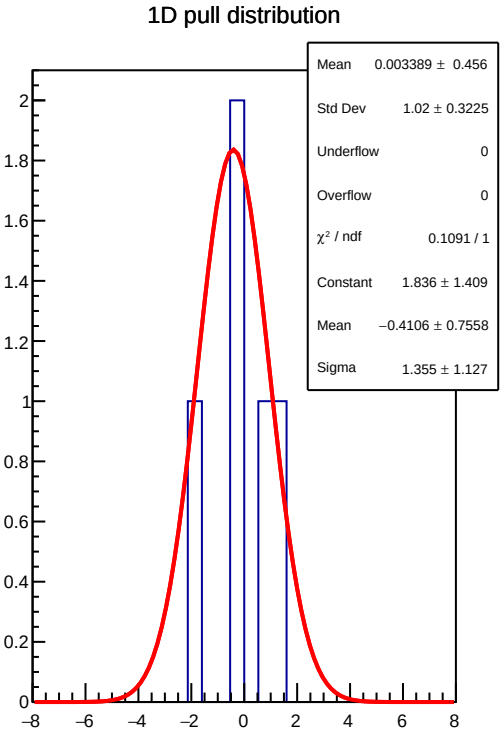
1D pull distribution
Mean 0.003389 ± 0.456
Std Dev 1.02 ± 0.3225
Underflow 0
Overflow 0
χ² / ndf 0.1091 / 1
Constant 1.836 ± 1.409
Mean −0.4106 ± 0.7558
Sigma 1.355 ± 1.127
2
1.8
1.6
1.4
1.2
1
0.8
0.6
0.4
0.2
0
−8
−6
−4
−2
0
2
4
6
8

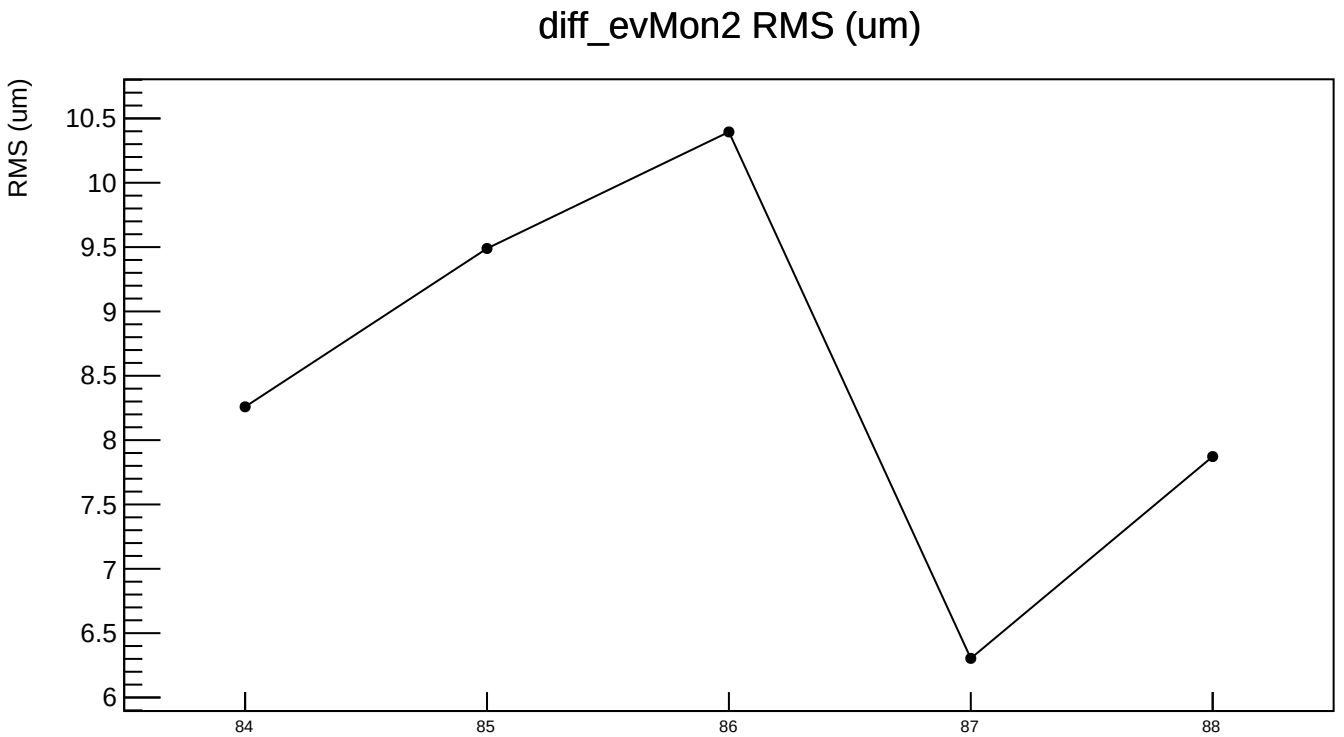
diff_evMon2 RMS (um)
RMS (um)
10.5
10
9.5
9
8.5
8
7.5
7
6.5
6
84
85
86
87
88

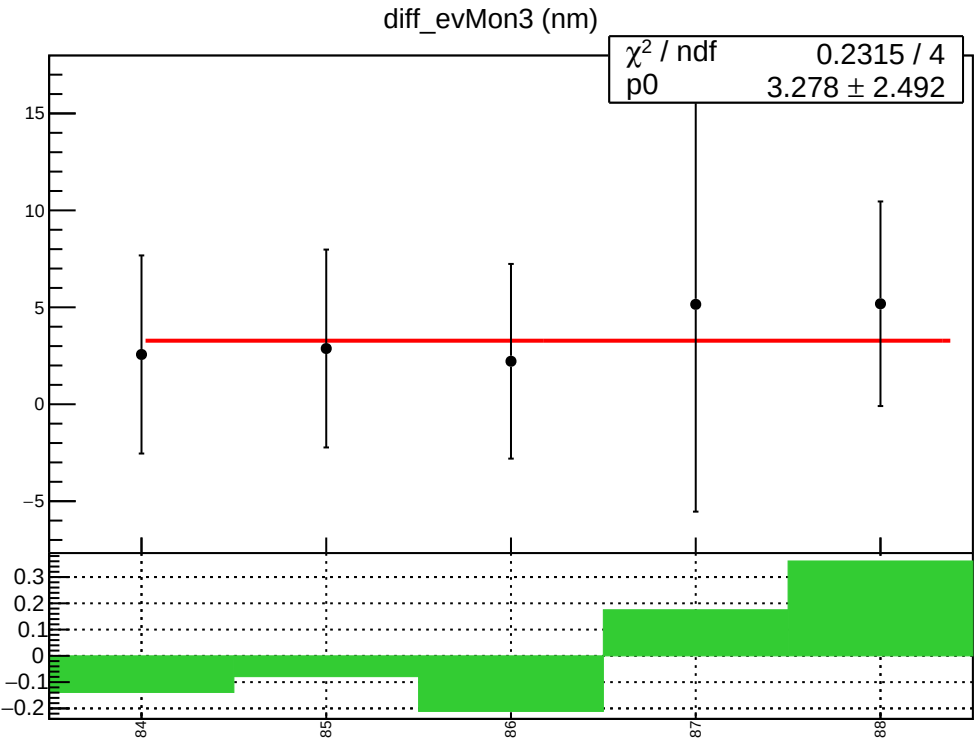
diff_evMon3 (nm)
χ^2 / ndf 0.2315 / 4
p0 3.278 ± 2.492
15
10
5
0
−5
0.3
0.2
0.1
0
−0.1
−0.2
84
85
86
87
88

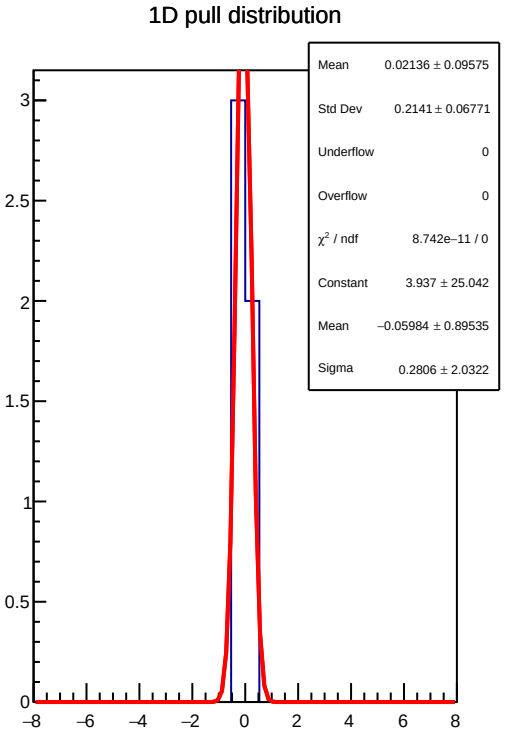
1D pull distribution
Mean 0.02136 ± 0.09575
Std Dev 0.2141 ± 0.06771
Underflow 0
Overflow 0
χ^2 / ndf 8.742e−11 / 0
Constant 3.937 ± 25.042
Mean −0.05984 ± 0.89535
Sigma 0.2806 ± 2.0322
3
2.5
2
1.5
1
0.5
0
−8
−6
−4
−2
0
2
4
6
8

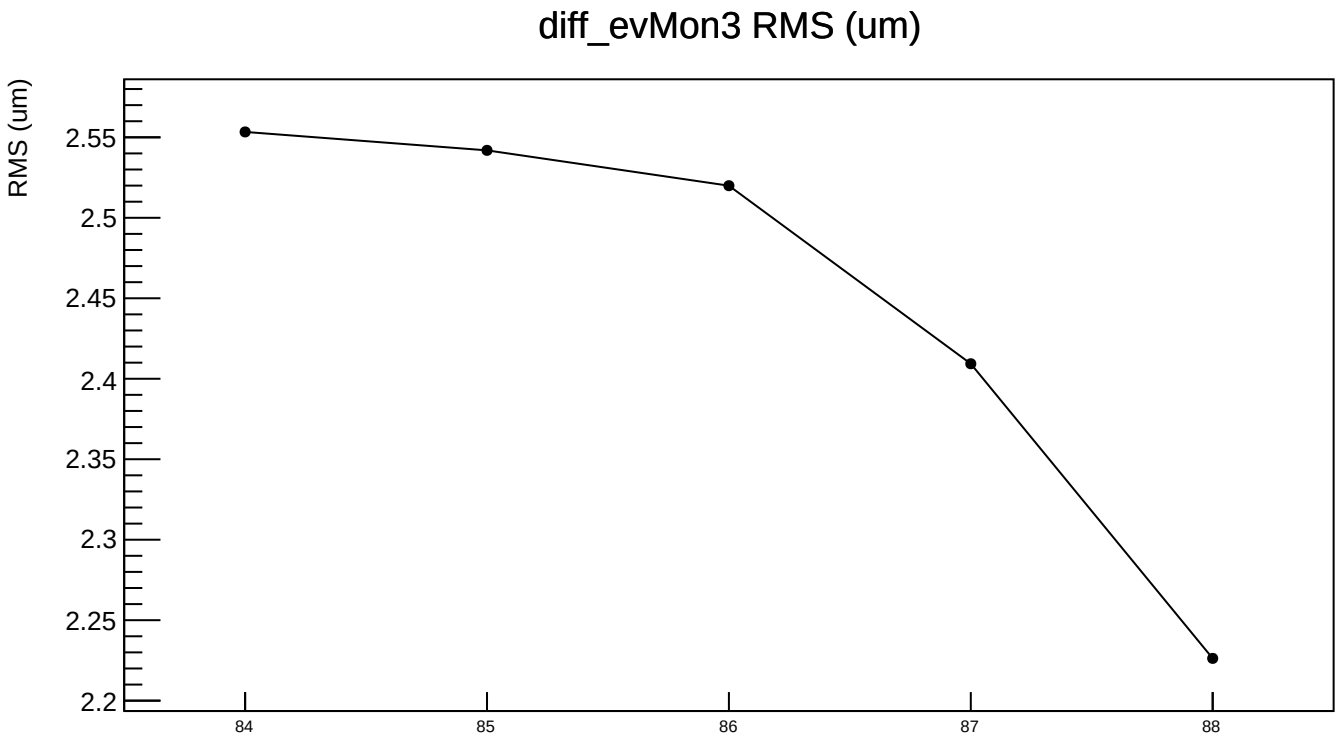
diff_evMon3 RMS (um)
RMS (um)
2.55
2.5
2.45
2.4
2.35
2.3
2.25
2.2
84
85
86
87
88

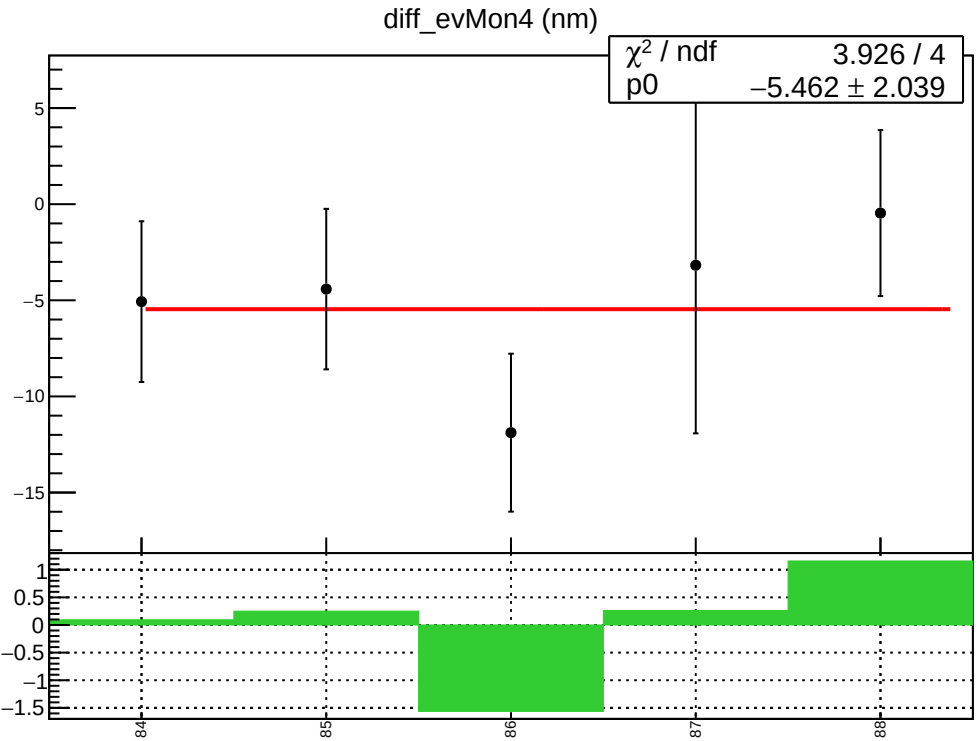
diff_evMon4 (nm)
χ^2 / ndf 3.926 / 4
p0 −5.462 ± 2.039
5
0
−5
−10
−15
1
0.5
0
−0.5
−1
−1.5
84
85
86
87
88

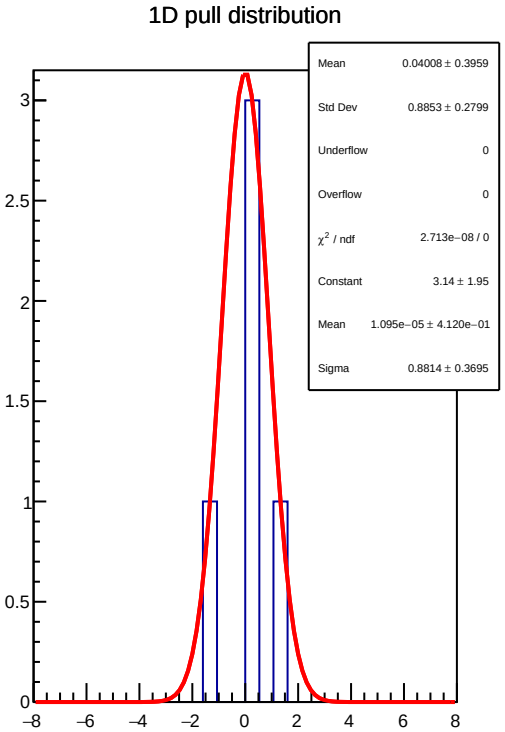
1D pull distribution
Mean 0.04008 ± 0.3959
Std Dev 0.8853 ± 0.2799
Underflow 0
Overflow 0
χ^2 / ndf 2.713e−08 / 0
Constant 3.14 ± 1.95
Mean 1.095e−05 ± 4.120e−01
Sigma 0.8814 ± 0.3695
3
2.5
2
1.5
1
0.5
0
−8
−6
−4
−2
0
2
4
6
8

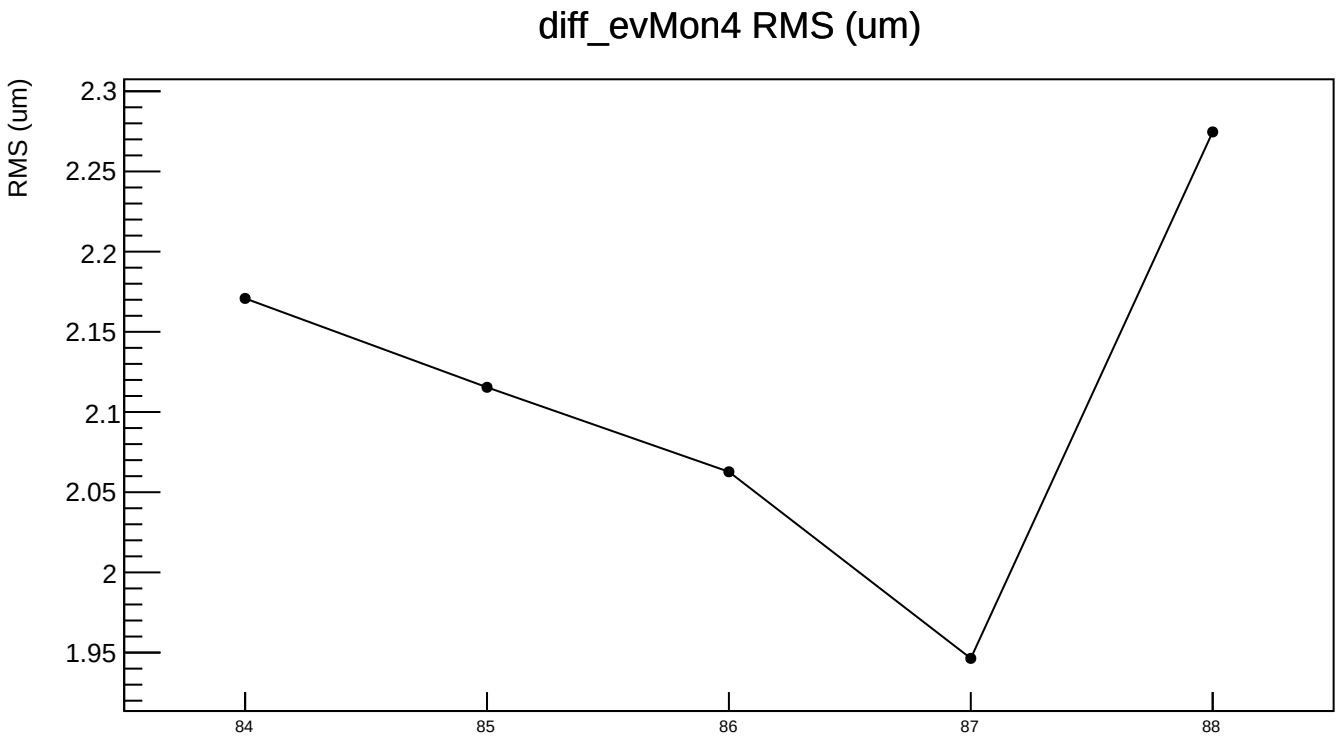
diff_evMon4 RMS (um)
RMS (um)
2.3
2.25
2.2
2.15
2.1
2.05
2
1.95
84
85
86
87
88

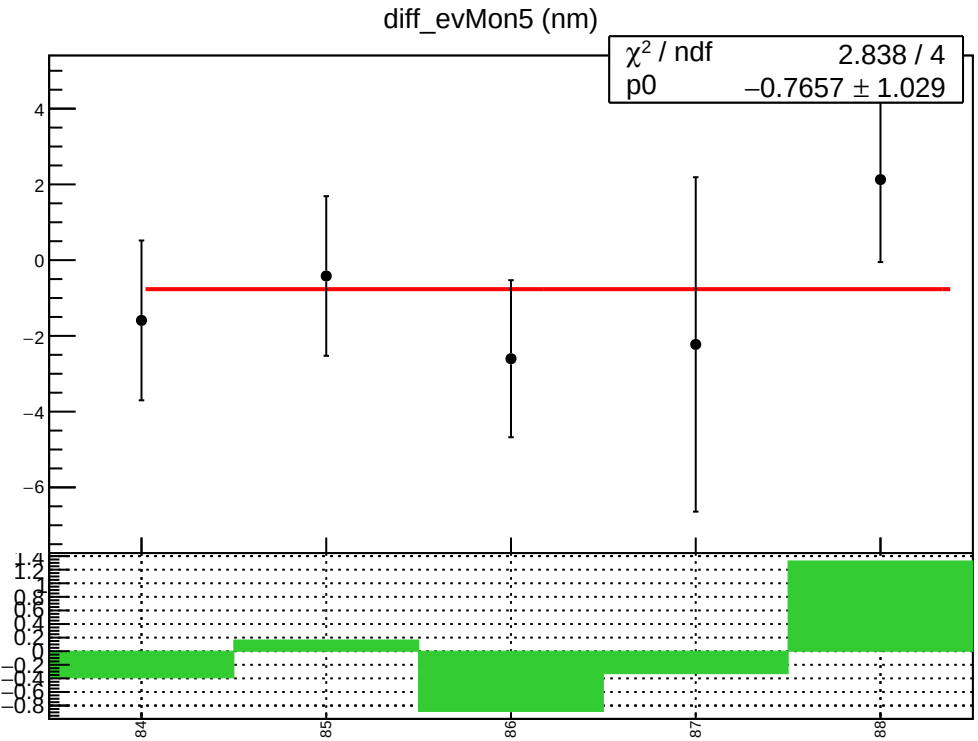
diff_evMon5 (nm)
χ² / ndf 2.838 / 4
p0 −0.7657 ± 1.029
4
2
0
−2
−4
−6
1.4
1.2
1
0.8
0.6
0.4
0.2
0
−0.2
−0.4
−0.6
−0.8
84
85
86
87
88

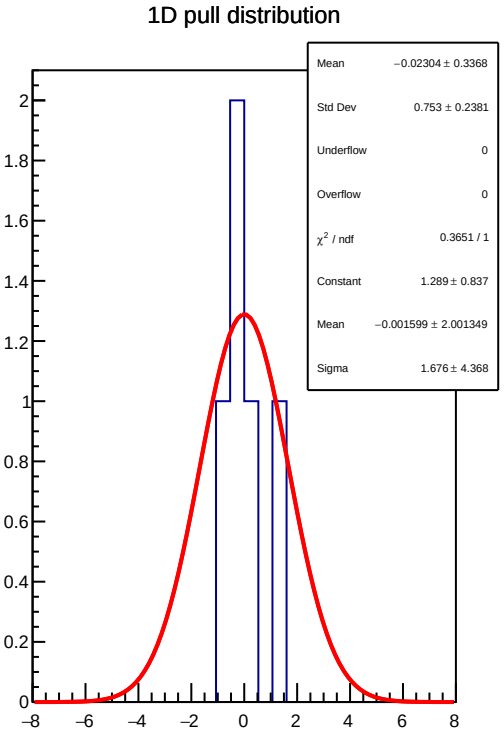
1D pull distribution
Mean −0.02304 ± 0.3368
Std Dev 0.753 ± 0.2381
Underflow 0
Overflow 0
χ² / ndf 0.3651 / 1
Constant 1.289 ± 0.837
Mean −0.001599 ± 2.001349
Sigma 1.676 ± 4.368
2
1.8
1.6
1.4
1.2
1
0.8
0.6
0.4
0.2
0
−8
−6
−4
−2
0
2
4
6
8

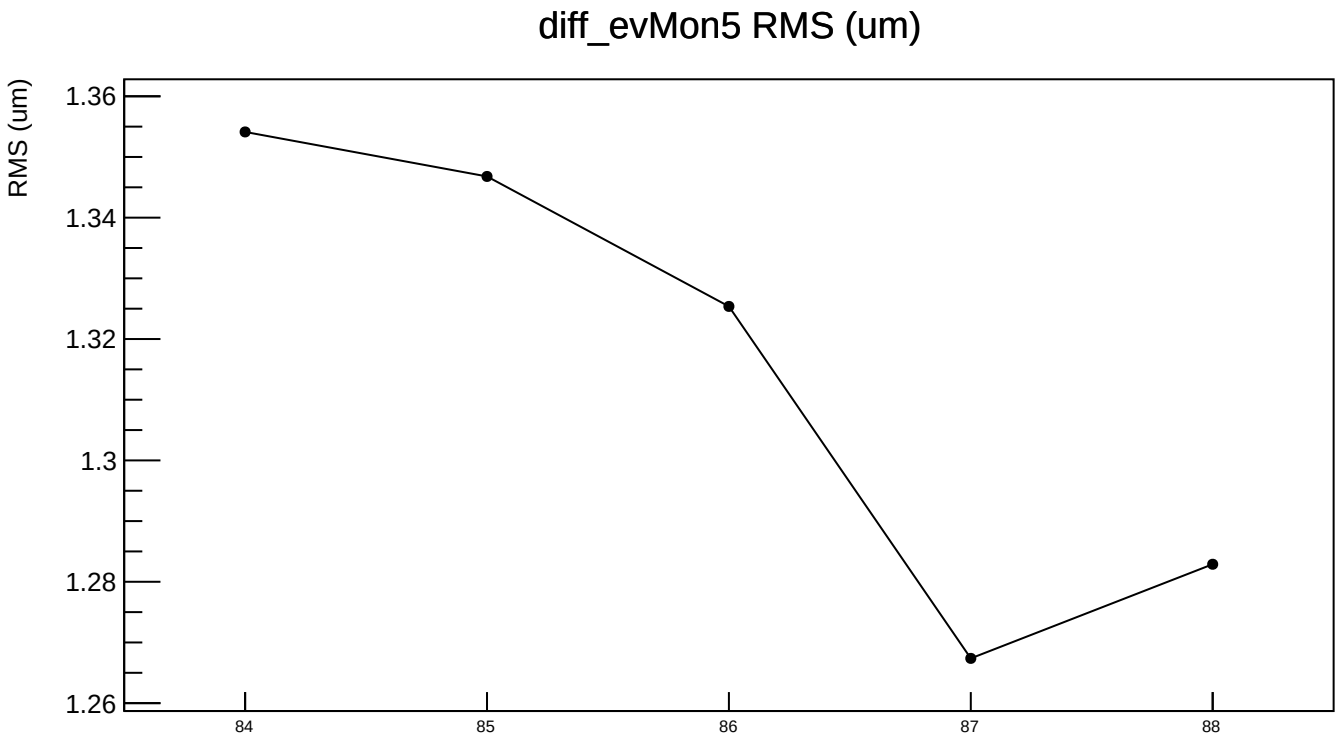
diff_evMon5 RMS (um)
RMS (um)
1.36
1.34
1.32
1.3
1.28
1.26
84
85
86
87
88

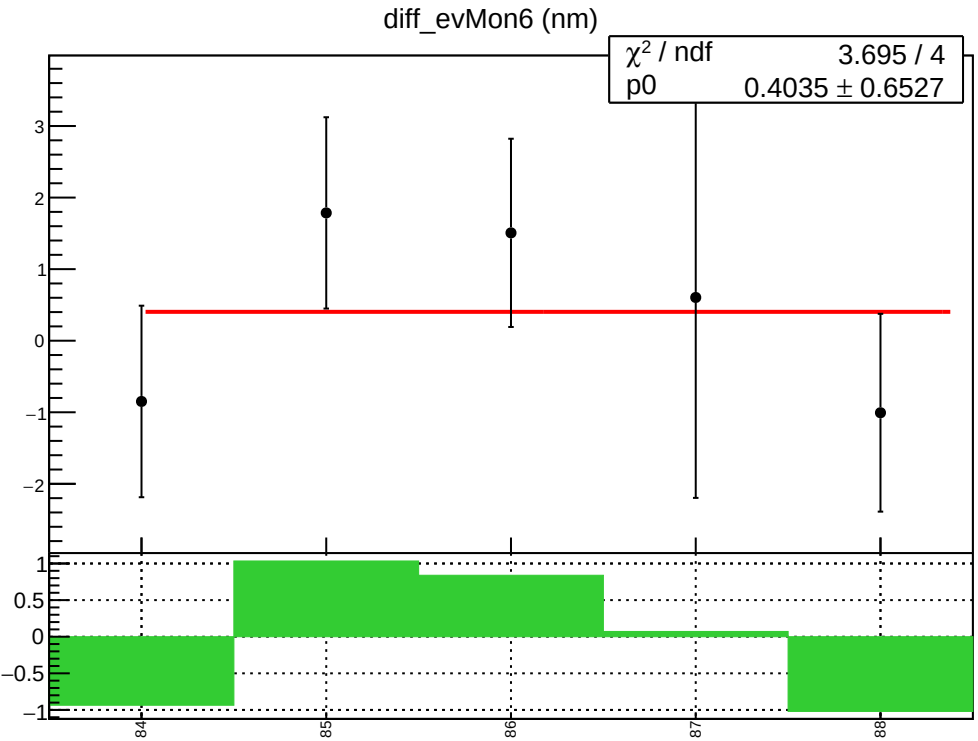
diff_evMon6 (nm)
χ² / ndf 3.695 / 4
p0 0.4035 ± 0.6527
3
2
1
0
−1
−2
1
0.5
0
−0.5
−1
84
85
86
87
88

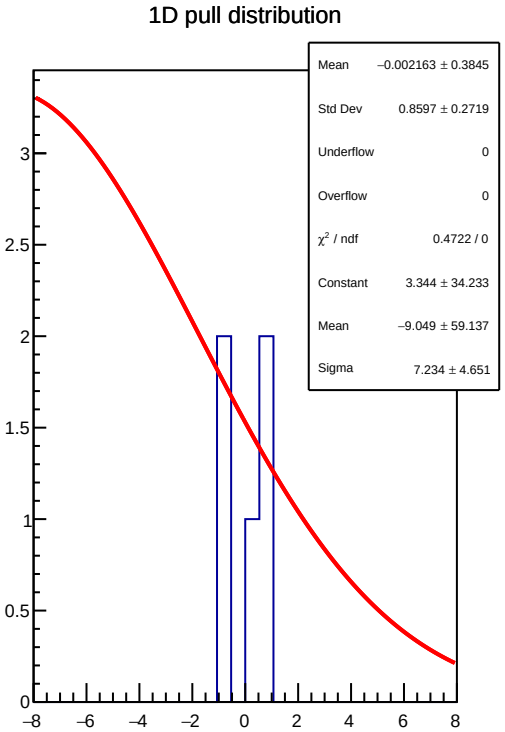
1D pull distribution
Mean −0.002163 ± 0.3845
Std Dev 0.8597 ± 0.2719
Underflow 0
Overflow 0
χ² / ndf 0.4722 / 0
Constant 3.344 ± 34.233
Mean −9.049 ± 59.137
Sigma 7.234 ± 4.651
3
2.5
2
1.5
1
0.5
0
−8
−6
−4
−2
0
2
4
6
8

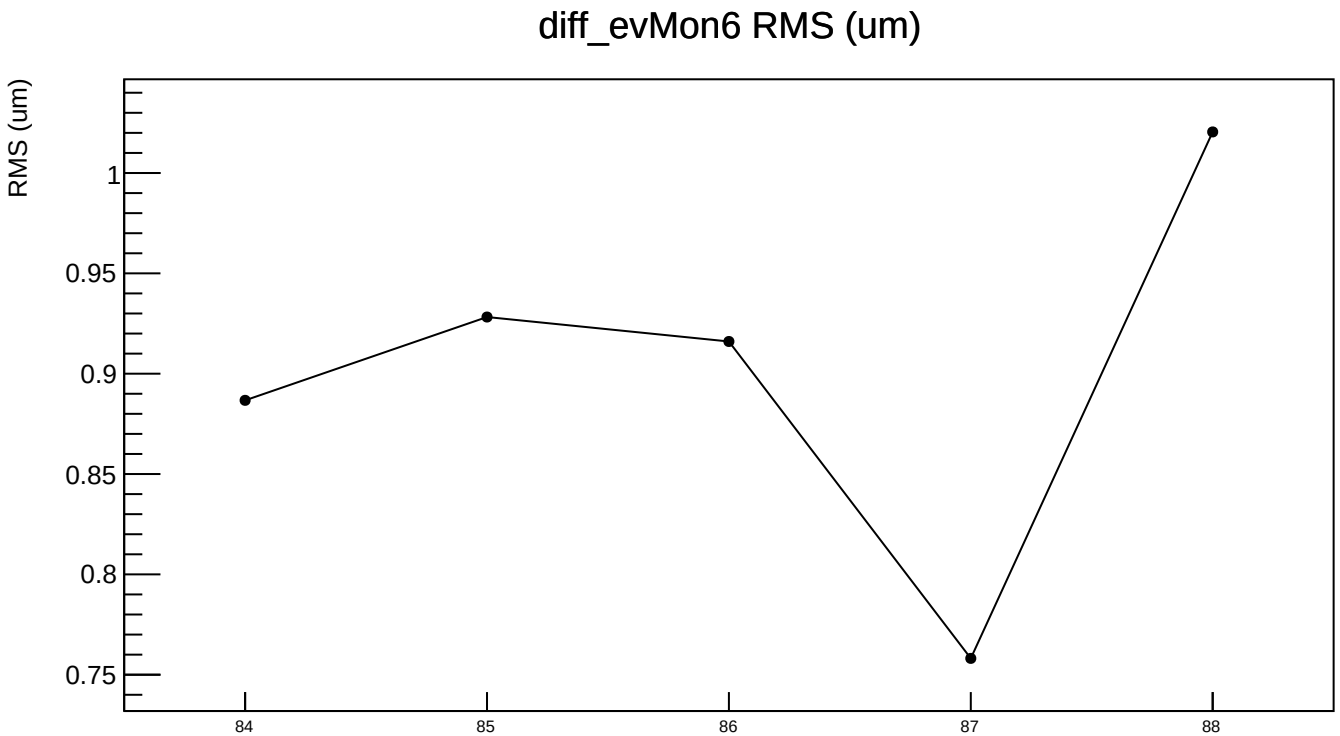
diff_evMon6 RMS (um)
RMS (um)
1
0.95
0.9
0.85
0.8
0.75
84
85
86
87
88

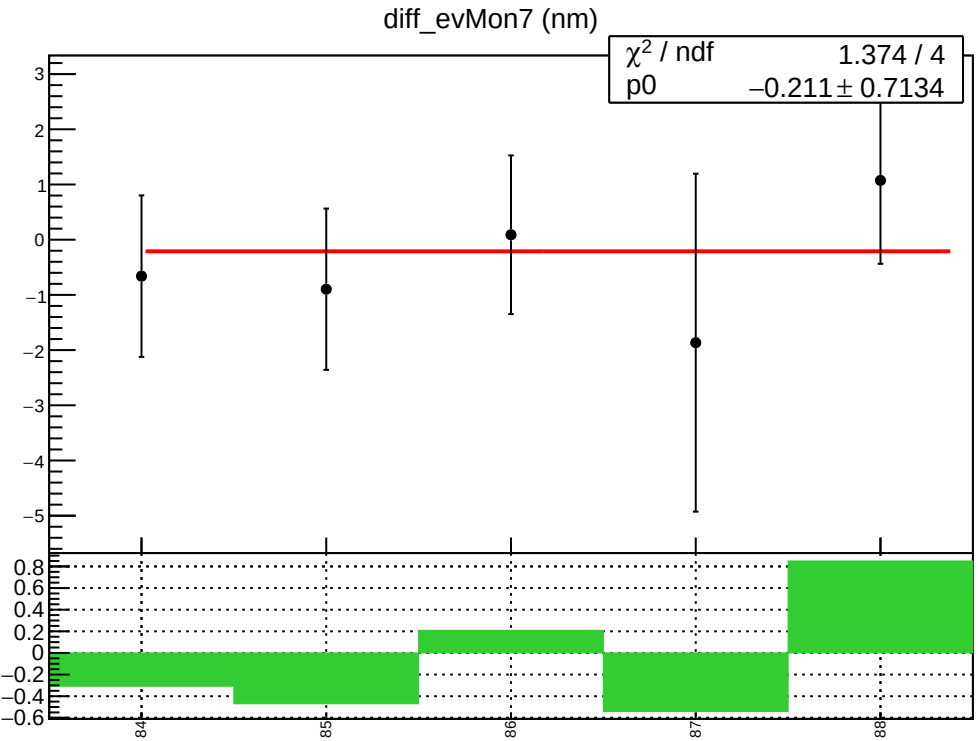
diff_evMon7 (nm)
χ² / ndf 1.374 / 4
p0 −0.211 ± 0.7134
3
2
1
0
−1
−2
−3
−4
−5
0.8
0.6
0.4
0.2
0
−0.2
−0.4
−0.6
84
85
86
87
88

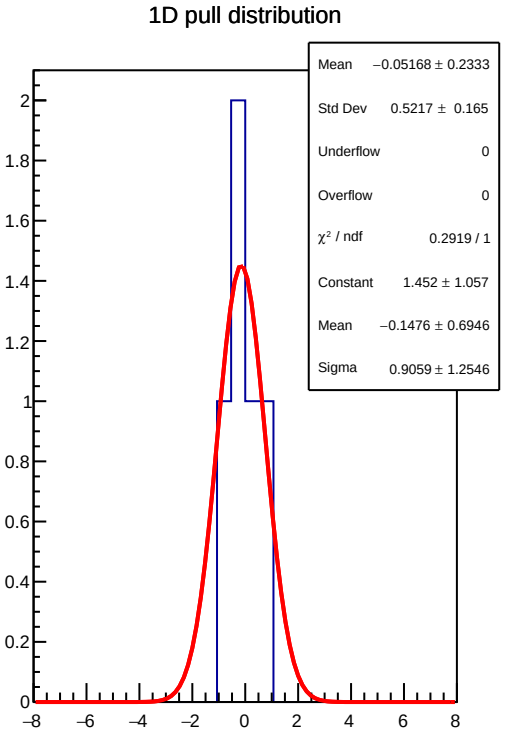
1D pull distribution
Mean −0.05168 ± 0.2333
Std Dev 0.5217 ± 0.165
Underflow 0
Overflow 0
χ² / ndf 0.2919 / 1
Constant 1.452 ± 1.057
Mean −0.1476 ± 0.6946
Sigma 0.9059 ± 1.2546
2
1.8
1.6
1.4
1.2
1
0.8
0.6
0.4
0.2
0
−8
−6
−4
−2
0
2
4
6
8

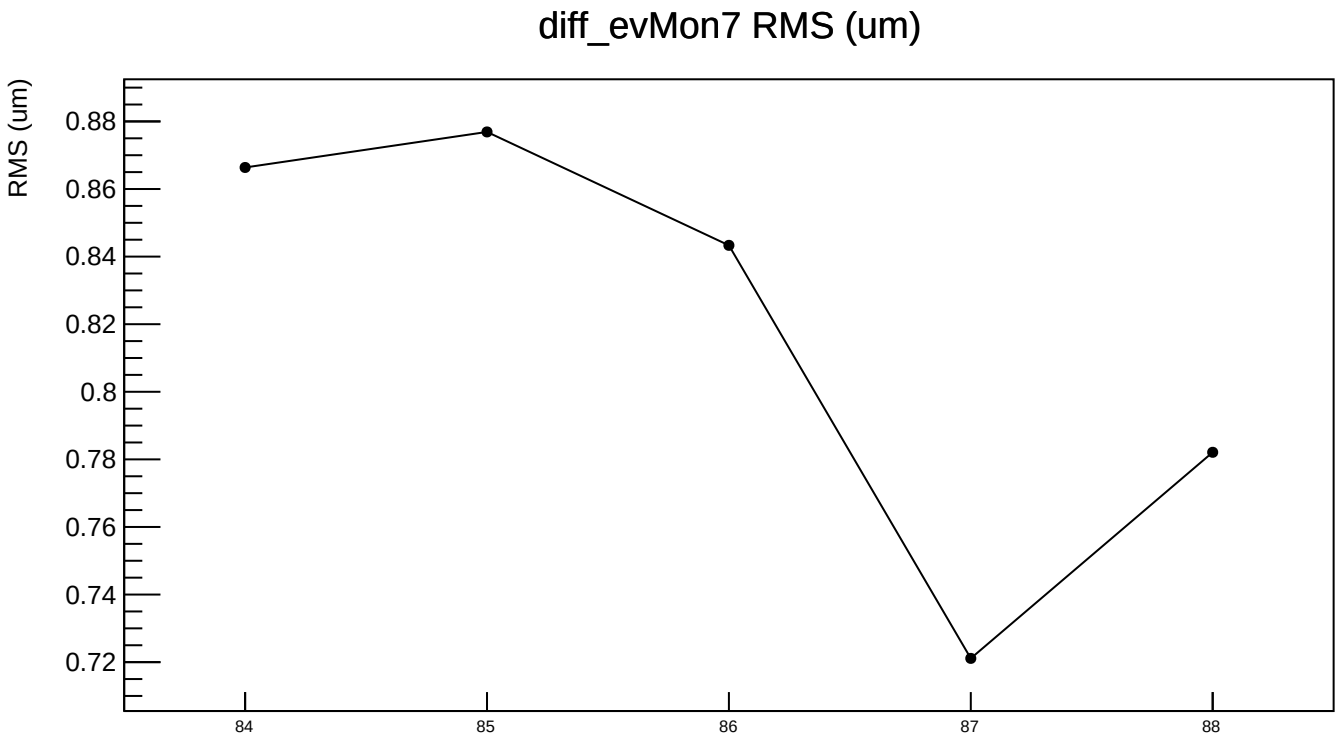
diff_evMon7 RMS (um)
RMS (um)
0.88
0.86
0.84
0.82
0.8
0.78
0.76
0.74
0.72
84
85
86
87
88

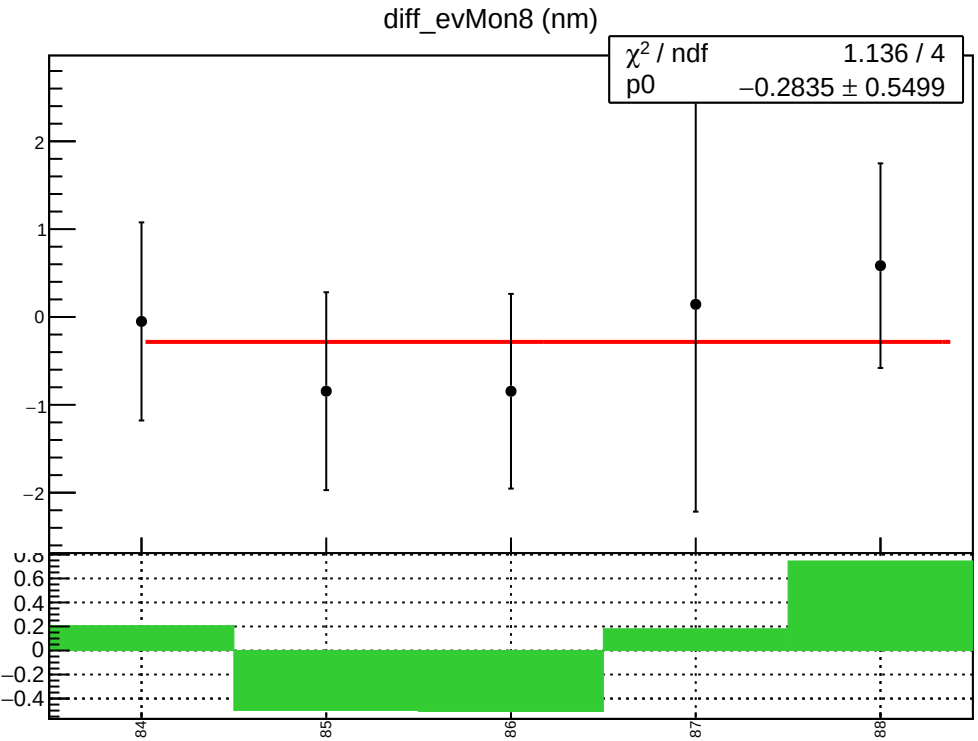
diff_evMon8 (nm)
χ^2 / ndf 1.136 / 4
p0 −0.2835 ± 0.5499
2
1
0
−1
−2
0.8
0.6
0.4
0.2
0
−0.2
−0.4
84
85
86
87
88

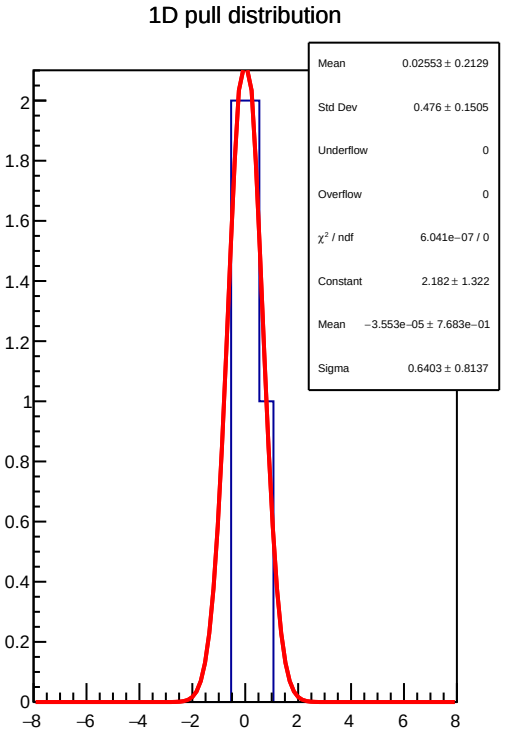
1D pull distribution
Mean 0.02553 ± 0.2129
Std Dev 0.476 ± 0.1505
Underflow 0
Overflow 0
χ^2 / ndf 6.041e−07 / 0
Constant 2.182 ± 1.322
Mean −3.553e−05 ± 7.683e−01
Sigma 0.6403 ± 0.8137
2
1.8
1.6
1.4
1.2
1
0.8
0.6
0.4
0.2
0
−8
−6
−4
−2
0
2
4
6
8

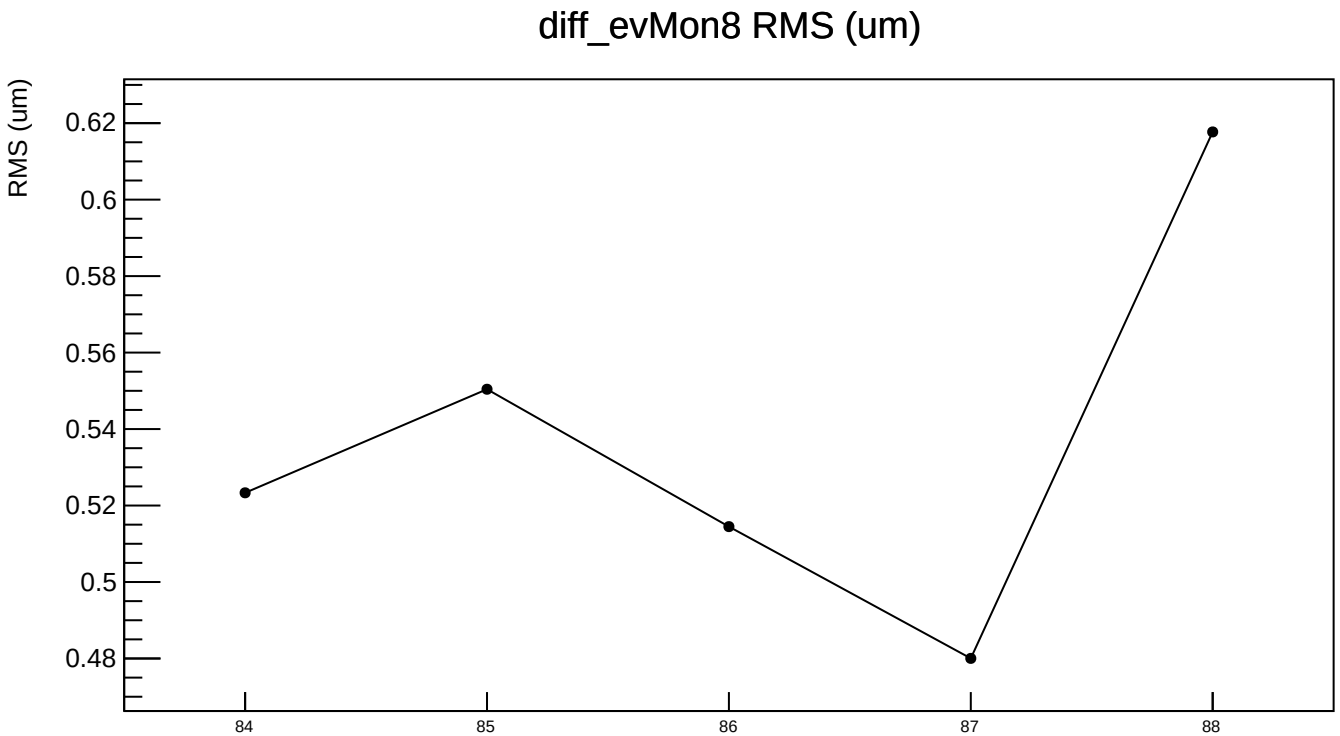
diff_evMon8 RMS (um)
RMS (um)
0.62
0.6
0.58
0.56
0.54
0.52
0.5
0.48
84
85
86
87
88

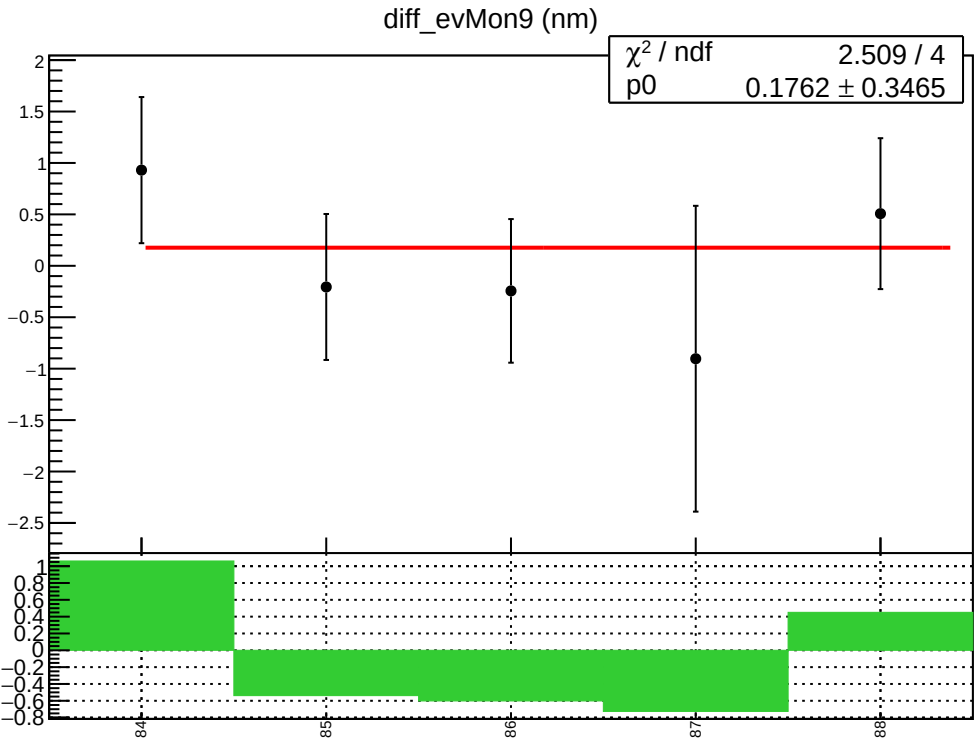
diff_evMon9 (nm)
χ² / ndf 2.509 / 4
p0 0.1762 ± 0.3465
84
85
86
87
88

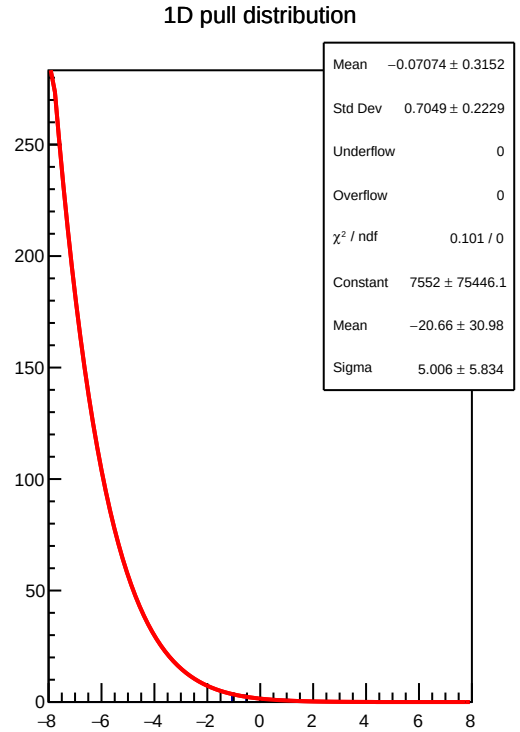
1D pull distribution
Mean −0.07074 ± 0.3152
Std Dev 0.7049 ± 0.2229
Underflow 0
Overflow 0
χ² / ndf 0.101 / 0
Constant 7552 ± 75446.1
Mean −20.66 ± 30.98
Sigma 5.006 ± 5.834

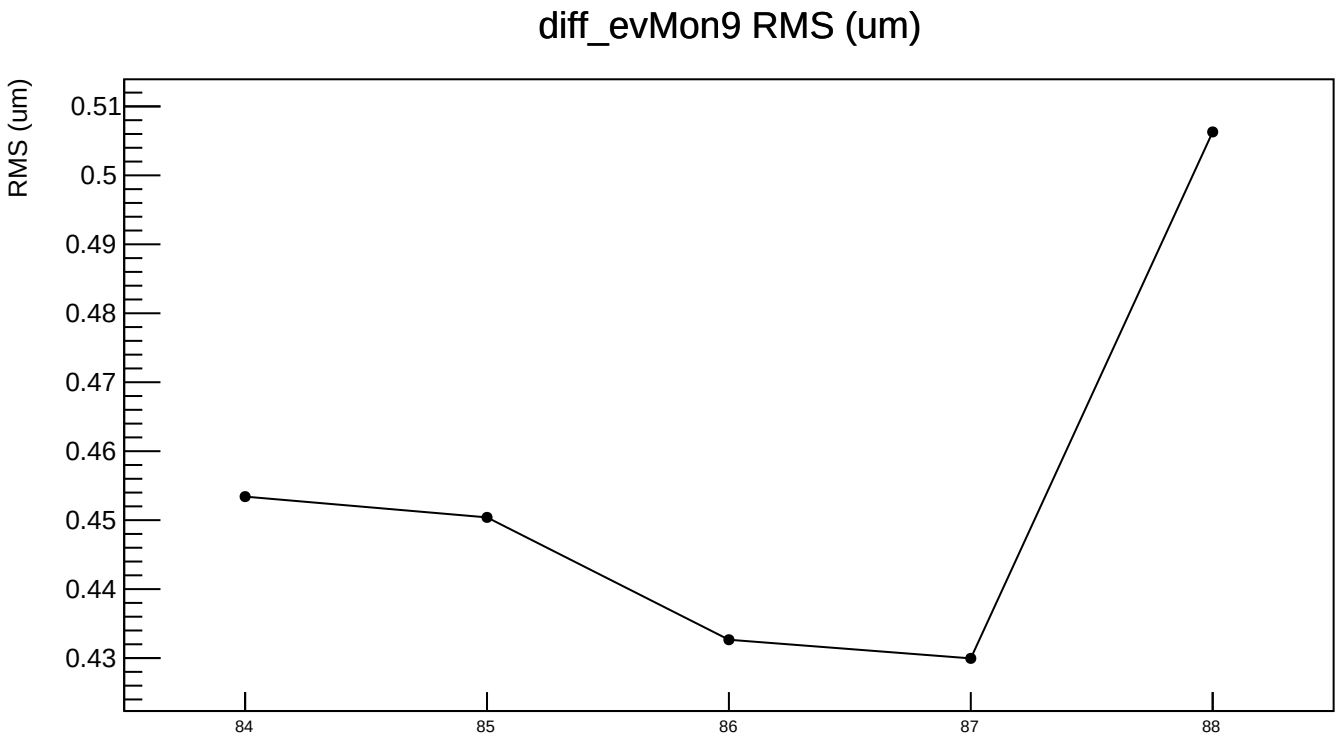
diff_evMon9 RMS (um)
RMS (um)
0.51
0.5
0.49
0.48
0.47
0.46
0.45
0.44
0.43
84
85
86
87
88

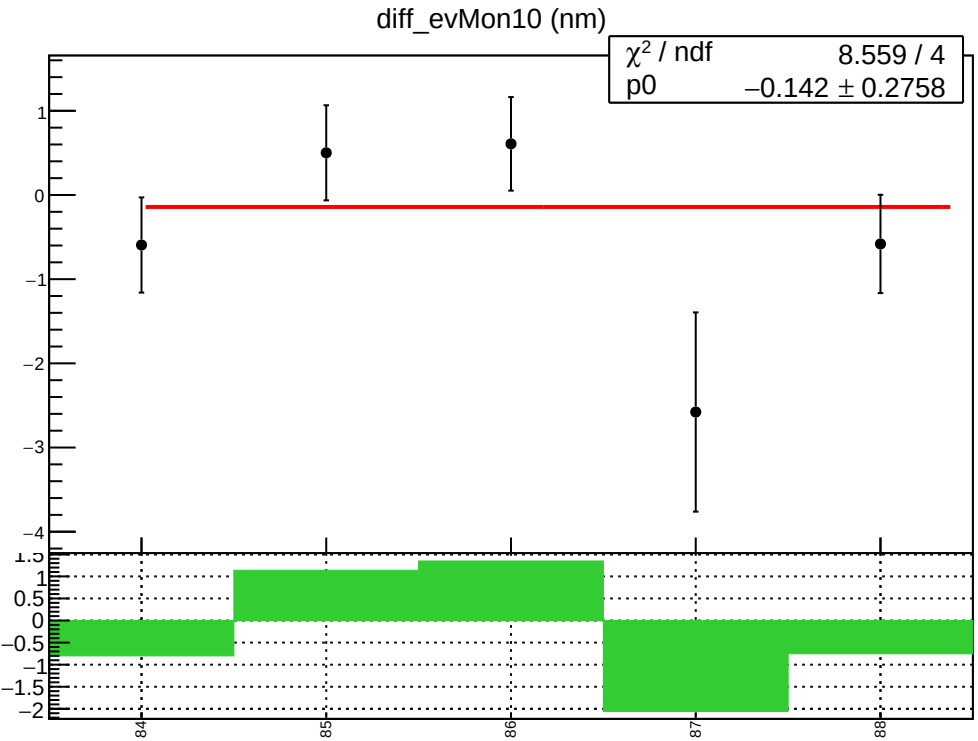
diff_evMon10 (nm)
χ² / ndf 8.559 / 4
p0 −0.142 ± 0.2758
1
0
−1
−2
−3
−4
1.5
1
0.5
0
−0.5
−1
−1.5
−2
84
85
86
87
88

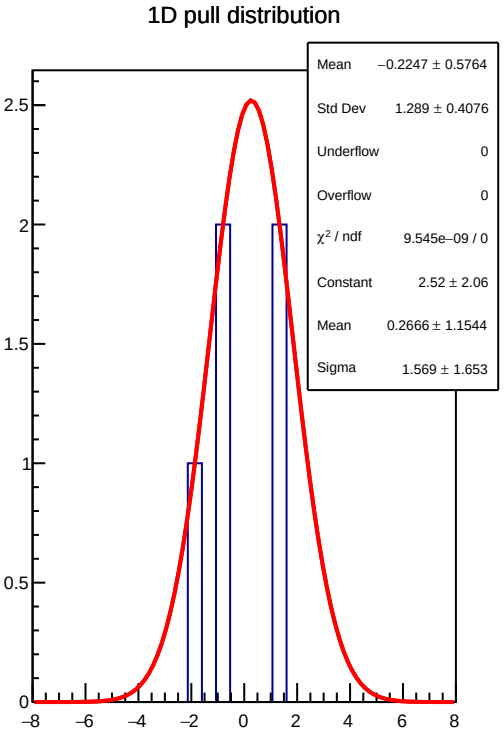
1D pull distribution
Mean −0.2247 ± 0.5764
Std Dev 1.289 ± 0.4076
Underflow 0
Overflow 0
χ² / ndf 9.545e−09 / 0
Constant 2.52 ± 2.06
Mean 0.2666 ± 1.1544
Sigma 1.569 ± 1.653
2.5
2
1.5
1
0.5
0
−8
−6
−4
−2
0
2
4
6
8

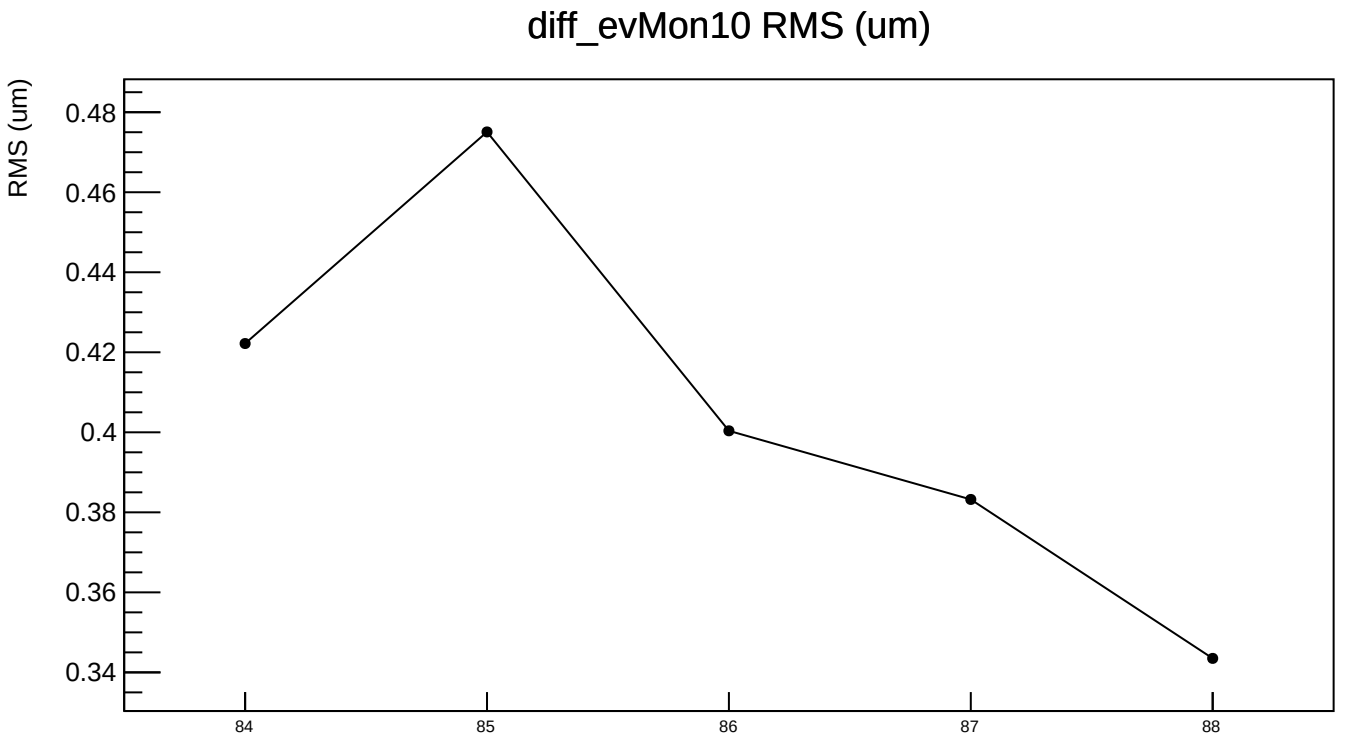
diff_evMon10 RMS (um)
RMS (um)
0.48
0.46
0.44
0.42
0.4
0.38
0.36
0.34
84
85
86
87
88

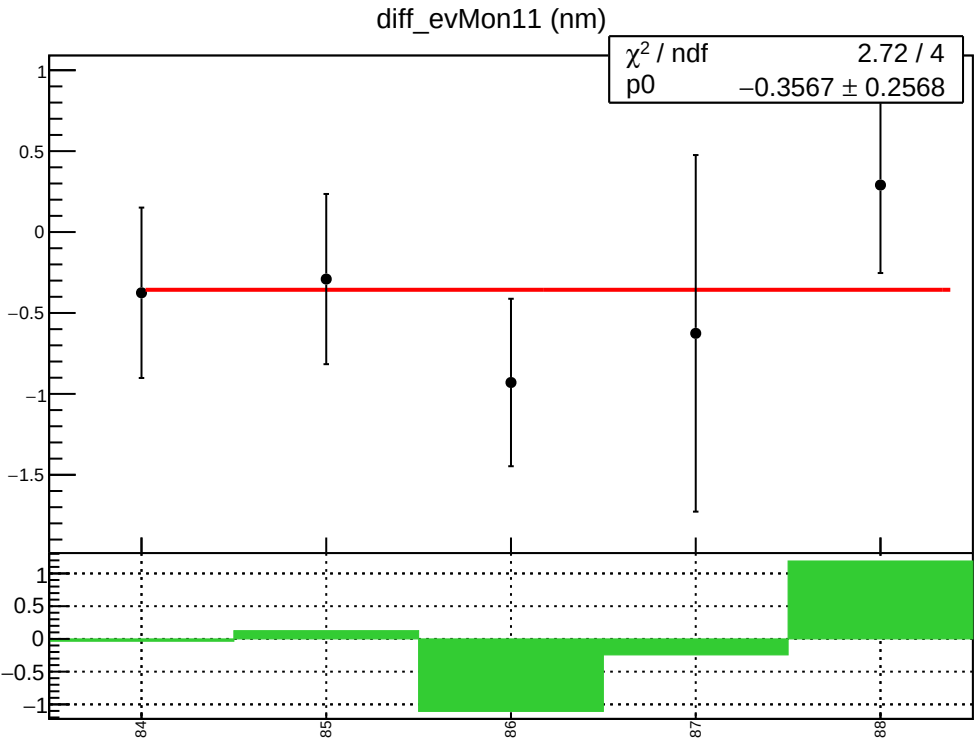
diff_evMon11 (nm)
χ² / ndf 2.72 / 4
p0 −0.3567 ± 0.2568
1
0.5
0
−0.5
−1
−1.5
1
0.5
0
−0.5
−1
84
85
86
87
88

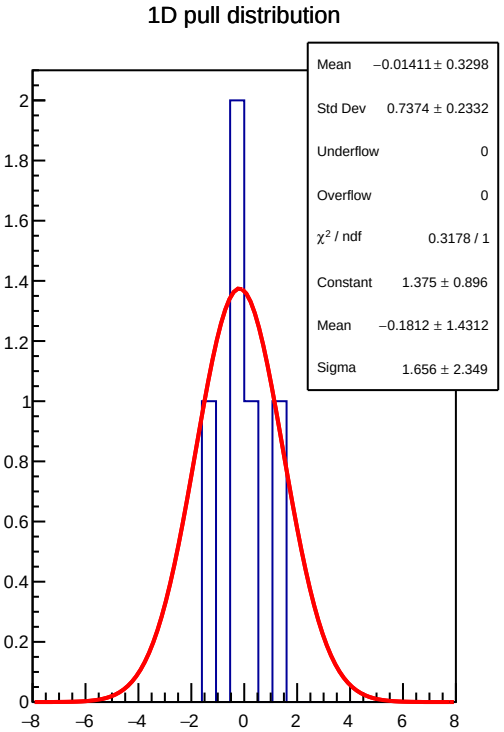
1D pull distribution
Mean −0.01411 ± 0.3298
Std Dev 0.7374 ± 0.2332
Underflow 0
Overflow 0
χ² / ndf 0.3178 / 1
Constant 1.375 ± 0.896
Mean −0.1812 ± 1.4312
Sigma 1.656 ± 2.349
2
1.8
1.6
1.4
1.2
1
0.8
0.6
0.4
0.2
0
−8
−6
−4
−2
0
2
4
6
8

diff_evMon11 RMS (um)

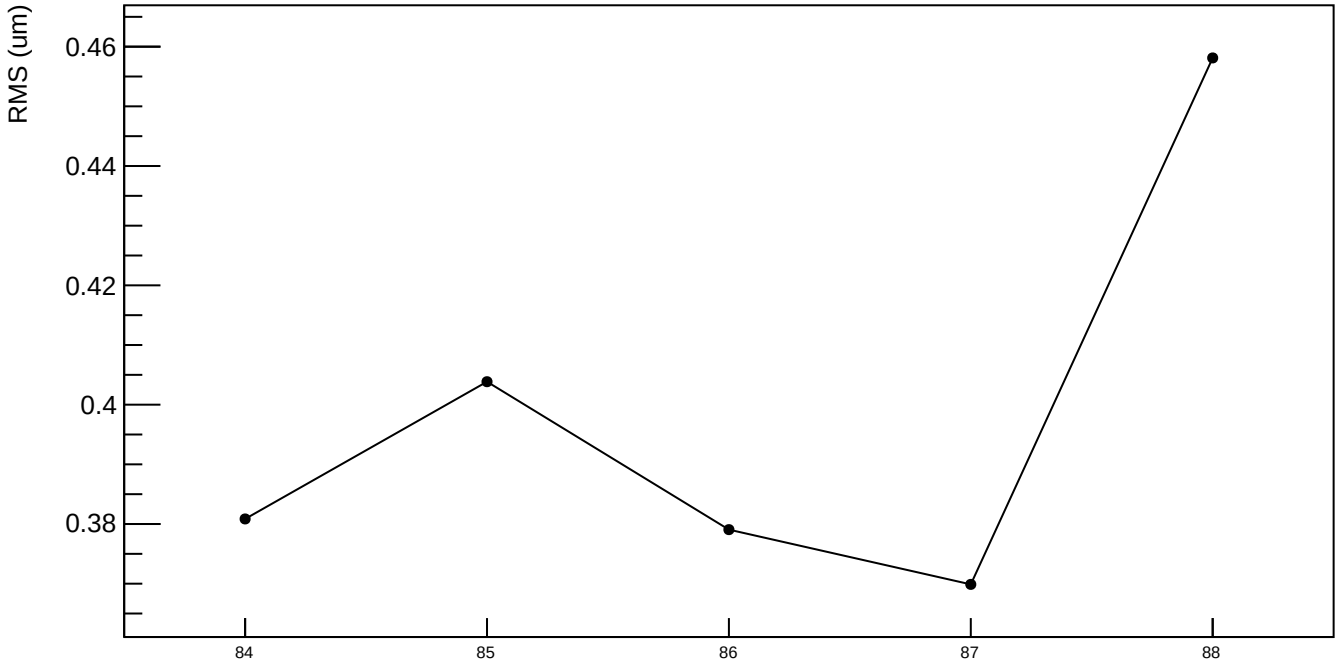

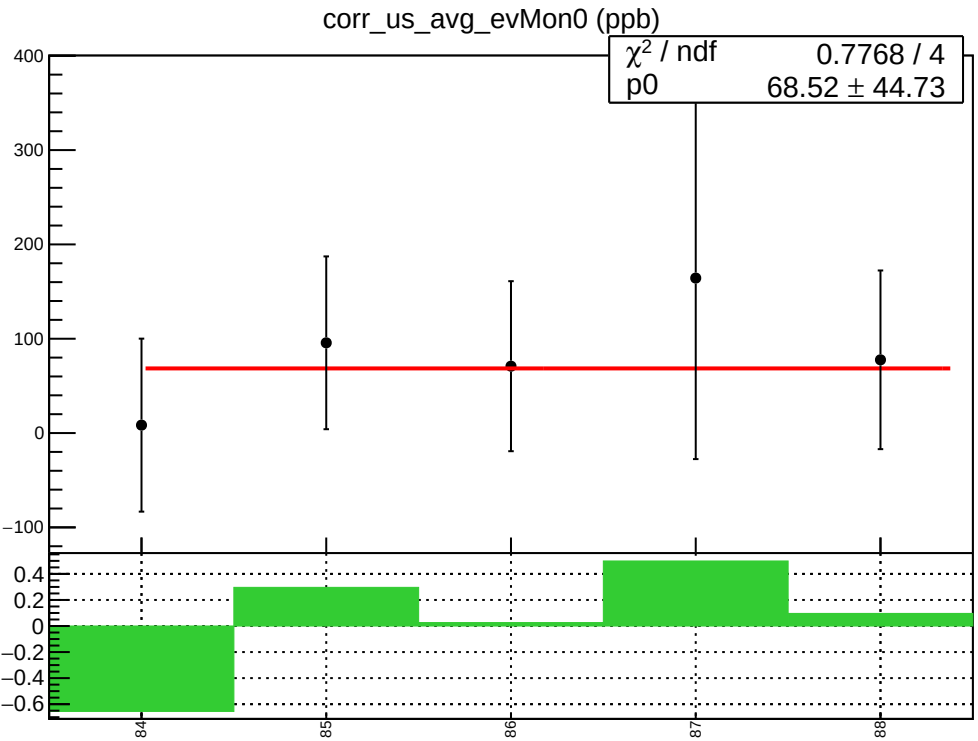
corr_us_avg_evMon0 (ppb)
χ² / ndf 0.7768 / 4
p0 68.52 ± 44.73
400
300
200
100
0
−100
0.4
0.2
0
−0.2
−0.4
−0.6
84
85
86
87
88

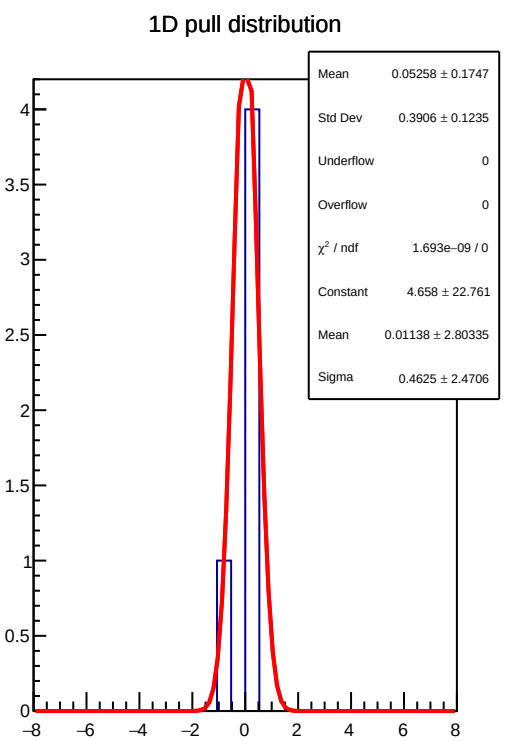
1D pull distribution
Mean 0.05258 ± 0.1747
Std Dev 0.3906 ± 0.1235
Underflow 0
Overflow 0
χ² / ndf 1.693e−09 / 0
Constant 4.658 ± 22.761
Mean 0.01138 ± 2.80335
Sigma 0.4625 ± 2.4706
4
3.5
3
2.5
2
1.5
1
0.5
0
−8
−6
−4
−2
0
2
4
6
8

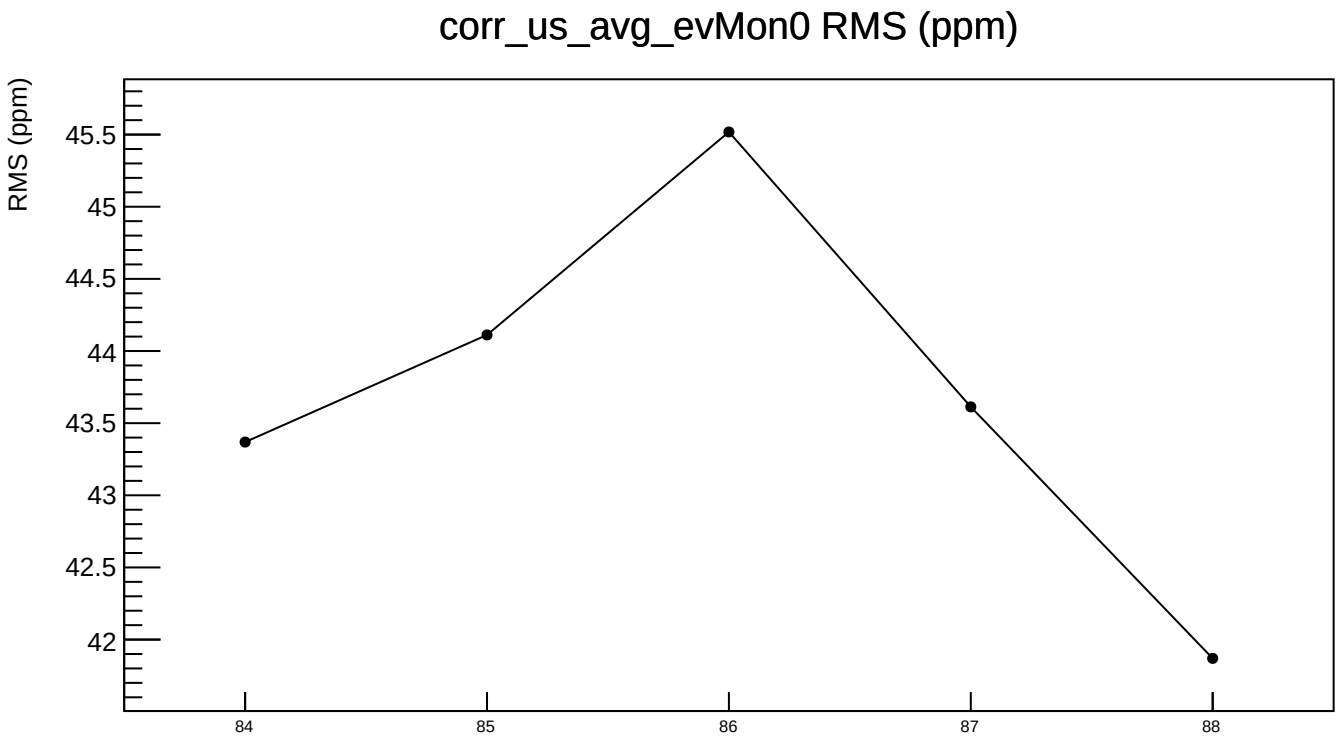
corr_us_avg_evMon0 RMS (ppm)
RMS (ppm)
45.5
45
44.5
44
43.5
43
42.5
42
84
85
86
87
88

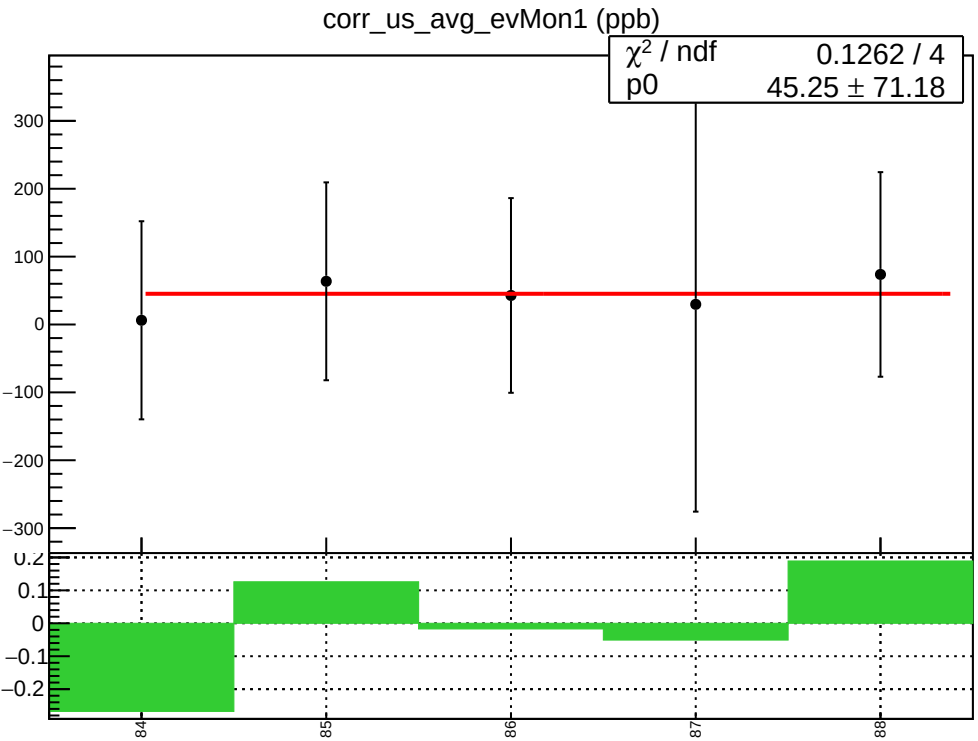
corr_us_avg_evMon1 (ppb)
χ² / ndf 0.1262 / 4
p0 45.25 ± 71.18
300
200
100
0
−100
−200
−300
0.2
0.1
0
−0.1
−0.2
84
85
86
87
88

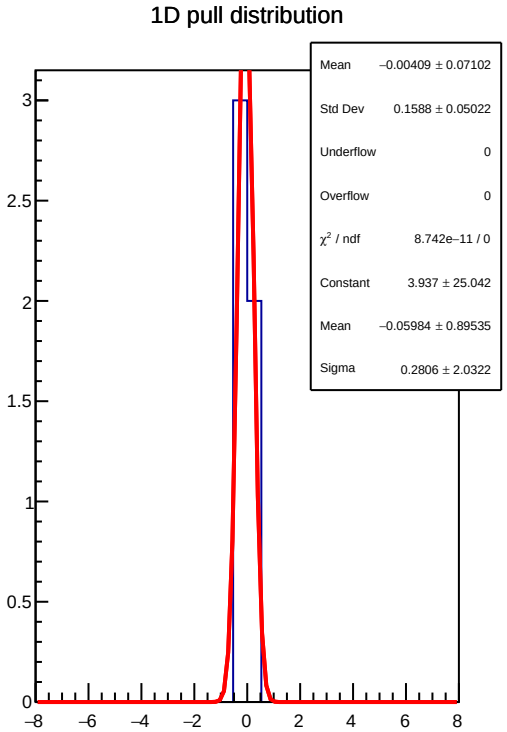
1D pull distribution
Mean −0.00409 ± 0.07102
Std Dev 0.1588 ± 0.05022
Underflow 0
Overflow 0
χ² / ndf 8.742e−11 / 0
Constant 3.937 ± 25.042
Mean −0.05984 ± 0.89535
Sigma 0.2806 ± 2.0322
3
2.5
2
1.5
1
0.5
0
−8
−6
−4
−2
0
2
4
6
8

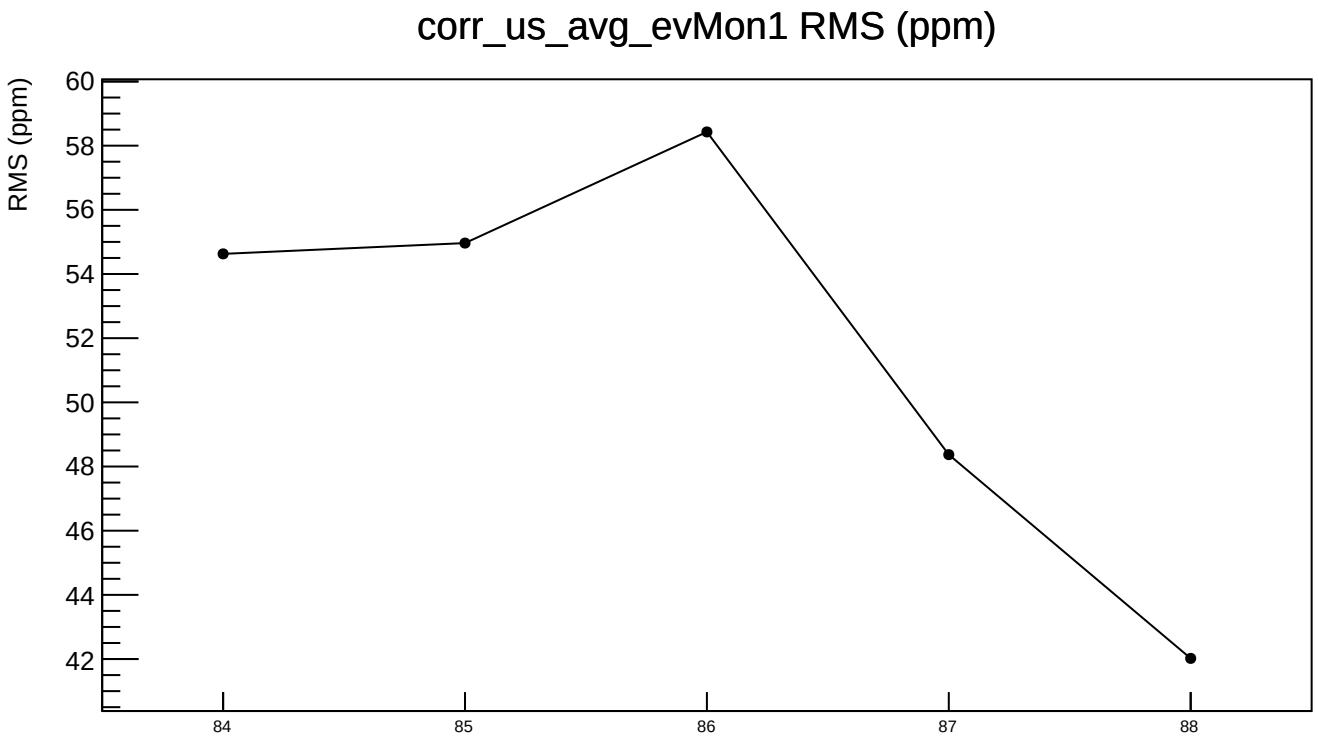
corr_us_avg_evMon1 RMS (ppm)
RMS (ppm)
60
58
56
54
52
50
48
46
44
42
84
85
86
87
88

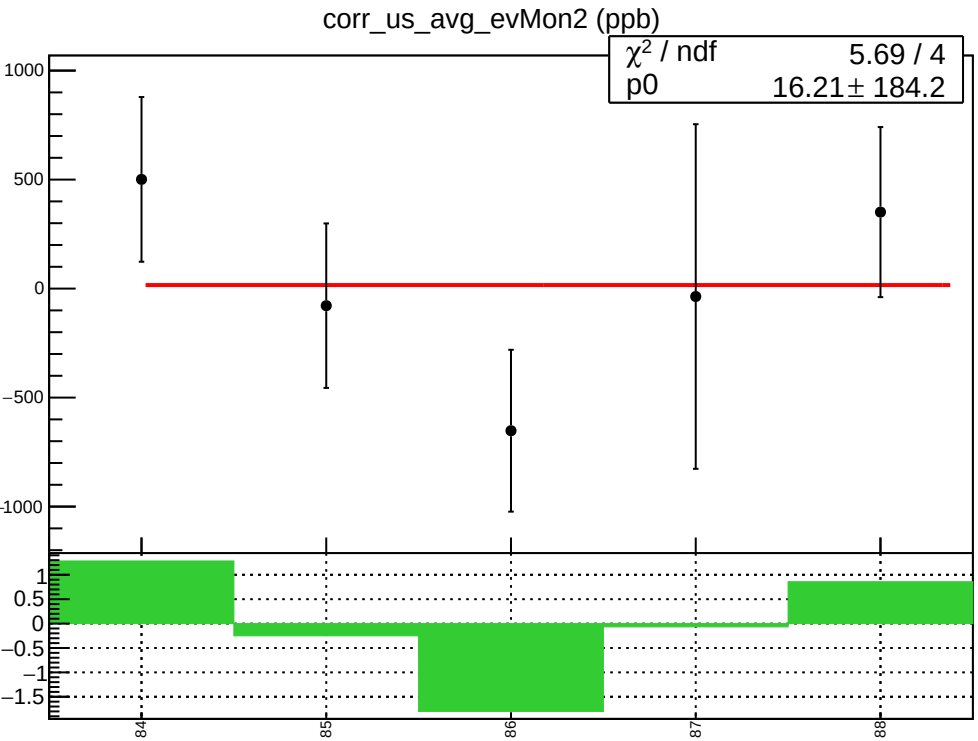
corr_us_avg_evMon2 (ppb)
χ² / ndf 5.69 / 4
p0 16.21 ± 184.2
1000
500
0
−500
−1000
1
0.5
0
−0.5
−1
−1.5
84
85
86
87
88

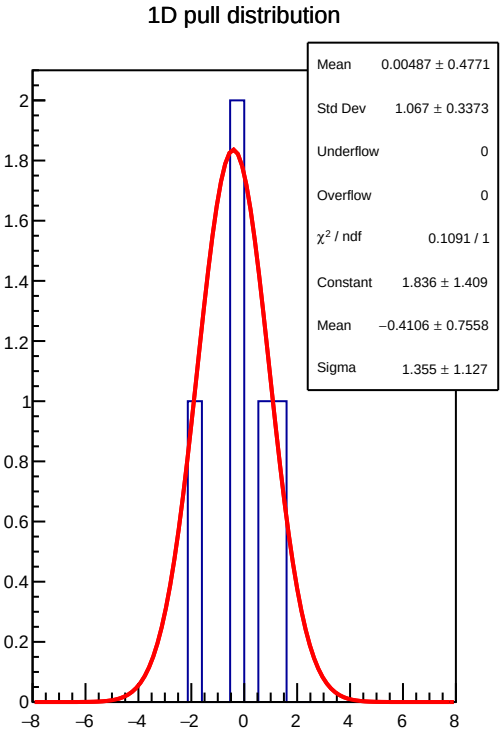
1D pull distribution
Mean 0.00487 ± 0.4771
Std Dev 1.067 ± 0.3373
Underflow 0
Overflow 0
χ² / ndf 0.1091 / 1
Constant 1.836 ± 1.409
Mean −0.4106 ± 0.7558
Sigma 1.355 ± 1.127
2
1.8
1.6
1.4
1.2
1
0.8
0.6
0.4
0.2
0
−8
−6
−4
−2
0
2
4
6
8

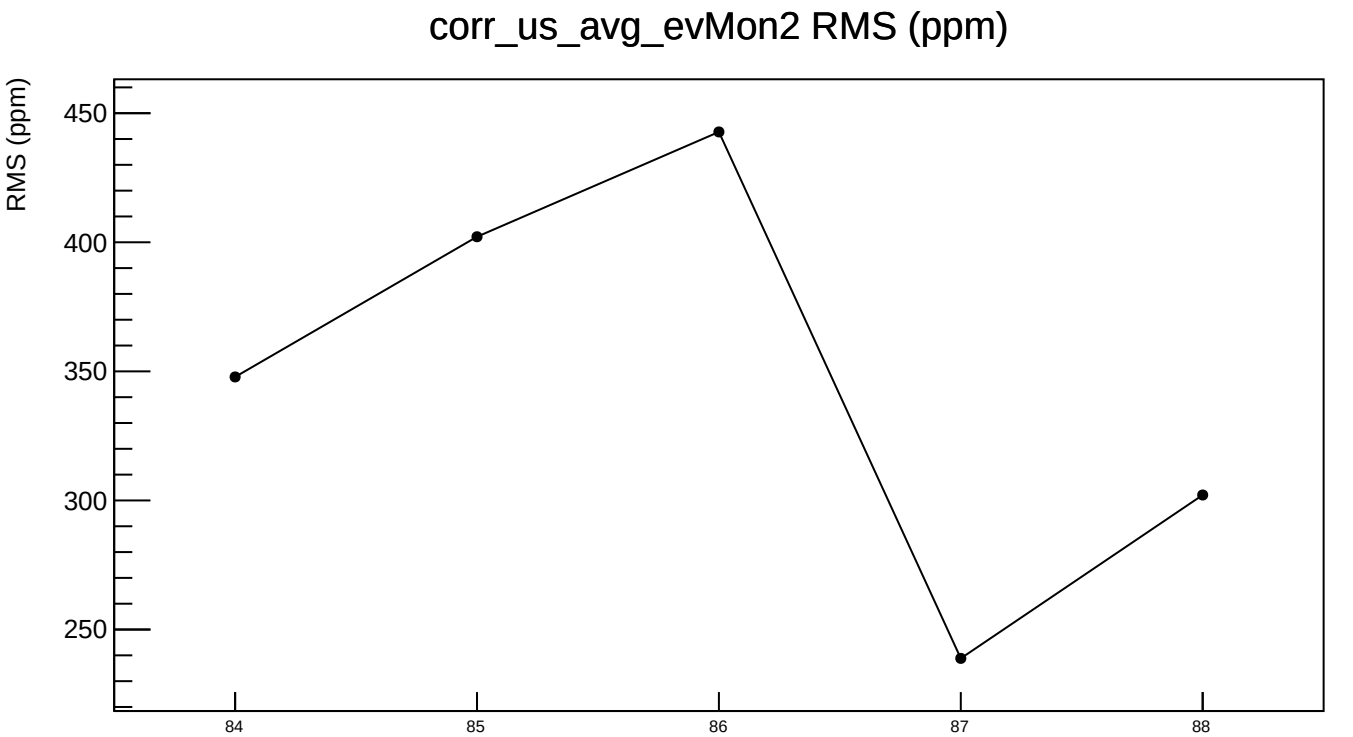
corr_us_avg_evMon2 RMS (ppm)
RMS (ppm)
450
400
350
300
250
84
85
86
87
88

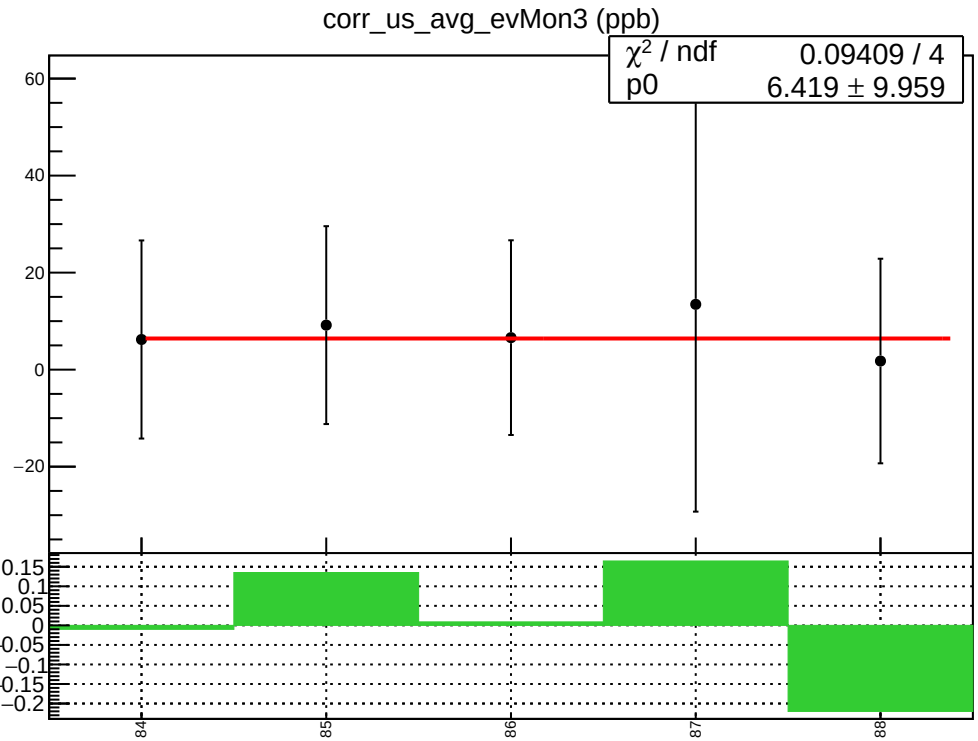
corr_us_avg_evMon3 (ppb)
χ² / ndf 0.09409 / 4
p0 6.419 ± 9.959
60
40
20
0
−20
0.15
0.1
0.05
0
−0.05
−0.1
−0.15
−0.2
84
85
86
87
88

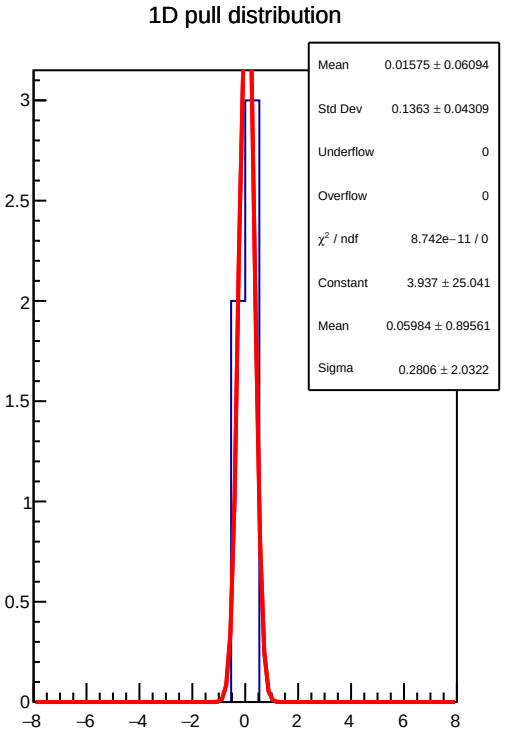
1D pull distribution
Mean 0.01575 ± 0.06094
Std Dev 0.1363 ± 0.04309
Underflow 0
Overflow 0
χ² / ndf 8.742e−11 / 0
Constant 3.937 ± 25.041
Mean 0.05984 ± 0.89561
Sigma 0.2806 ± 2.0322
3
2.5
2
1.5
1
0.5
0
−8
−6
−4
−2
0
2
4
6
8

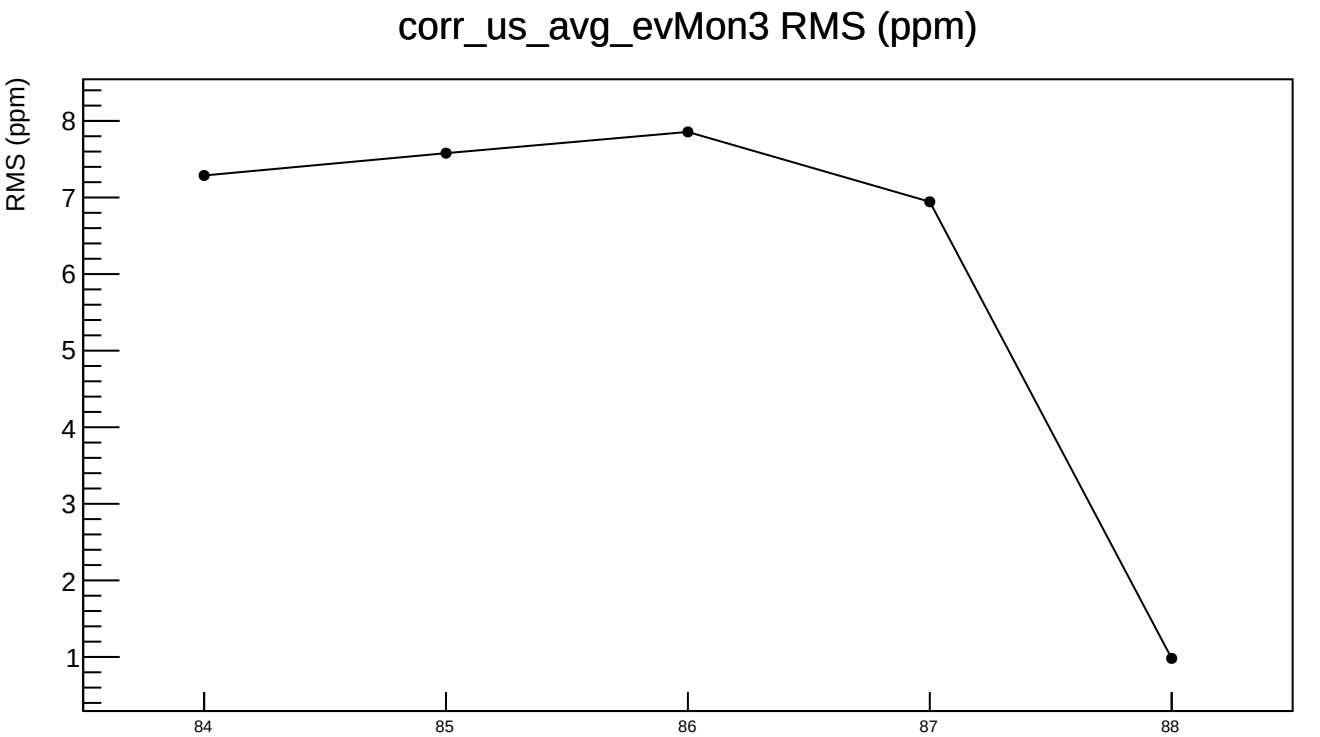
corr_us_avg_evMon3 RMS (ppm)
RMS (ppm)
8
7
6
5
4
3
2
1
84
85
86
87
88

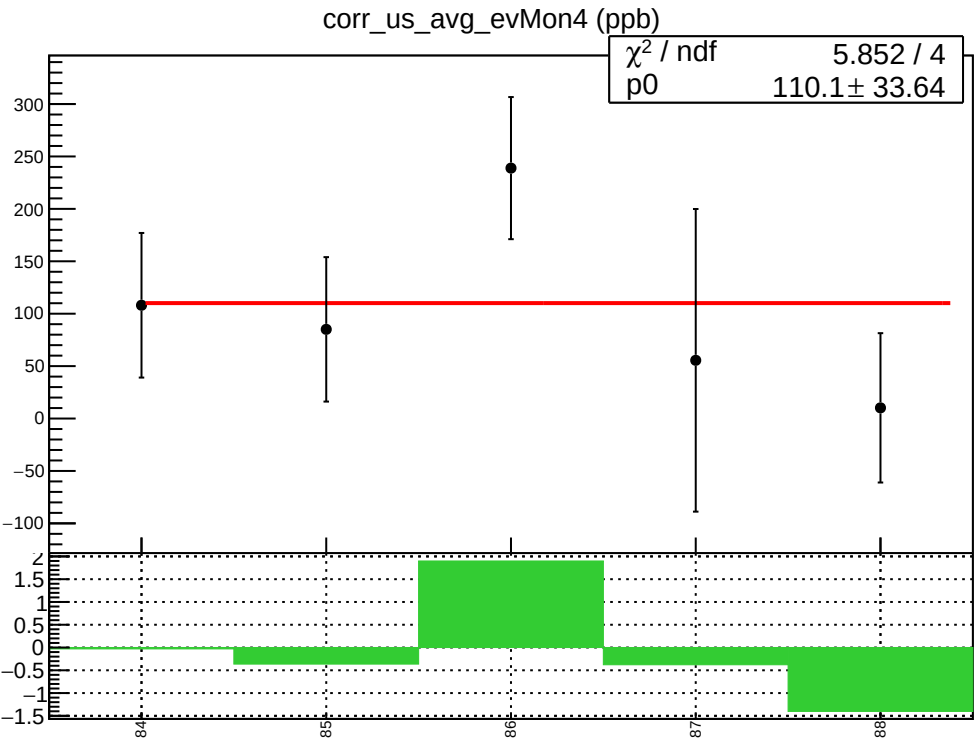
corr_us_avg_evMon4 (ppb)
χ² / ndf 5.852 / 4
p0 110.1 ± 33.64
300
250
200
150
100
50
0
−50
−100
2
1.5
1
0.5
0
−0.5
−1
−1.5
84
85
86
87
88

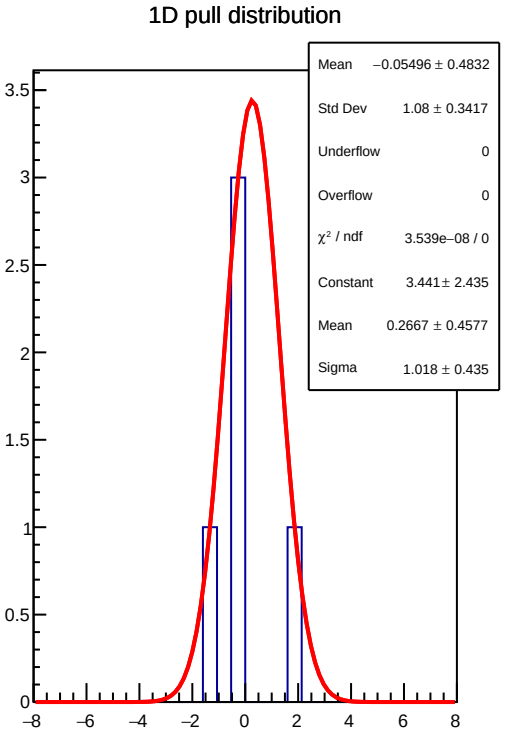
1D pull distribution
Mean −0.05496 ± 0.4832
Std Dev 1.08 ± 0.3417
Underflow 0
Overflow 0
χ² / ndf 3.539e−08 / 0
Constant 3.441 ± 2.435
Mean 0.2667 ± 0.4577
Sigma 1.018 ± 0.435
3.5
3
2.5
2
1.5
1
0.5
0
−8
−6
−4
−2
0
2
4
6
8

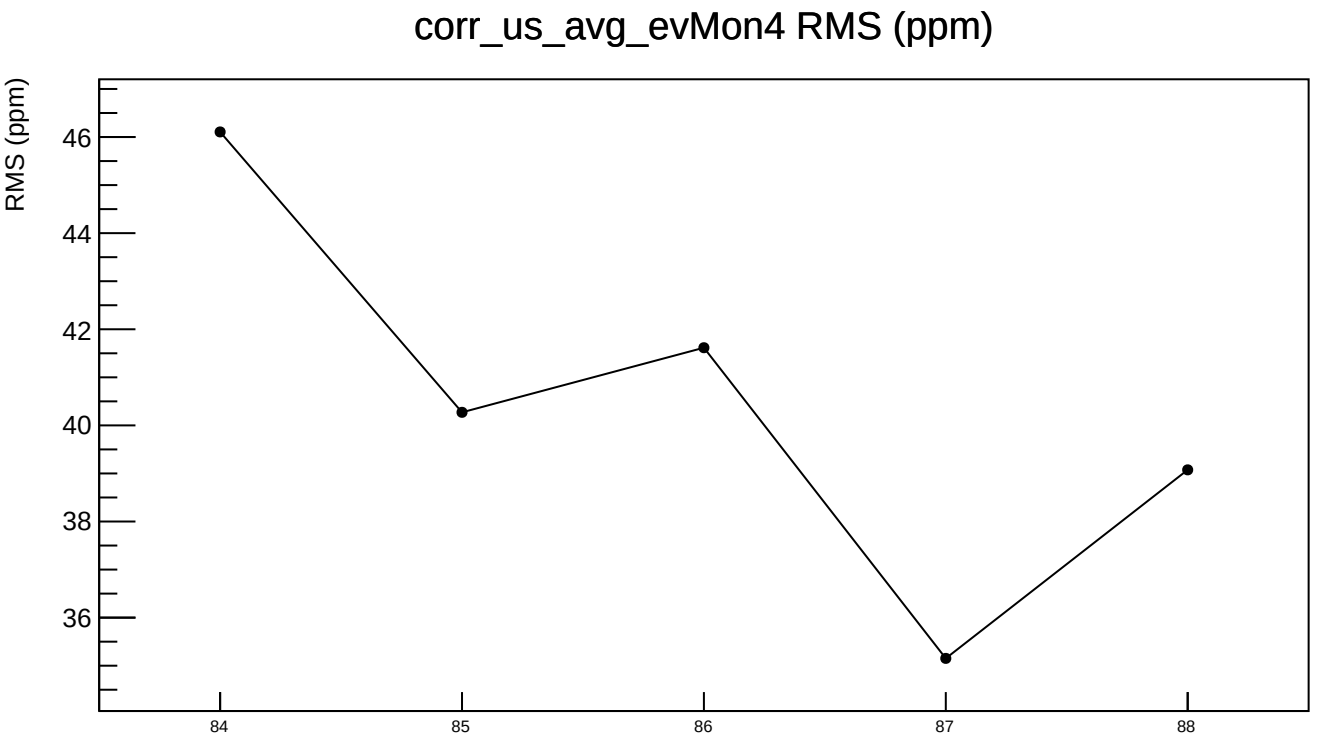
corr_us_avg_evMon4 RMS (ppm)
RMS (ppm)
46
44
42
40
38
36
84
85
86
87
88

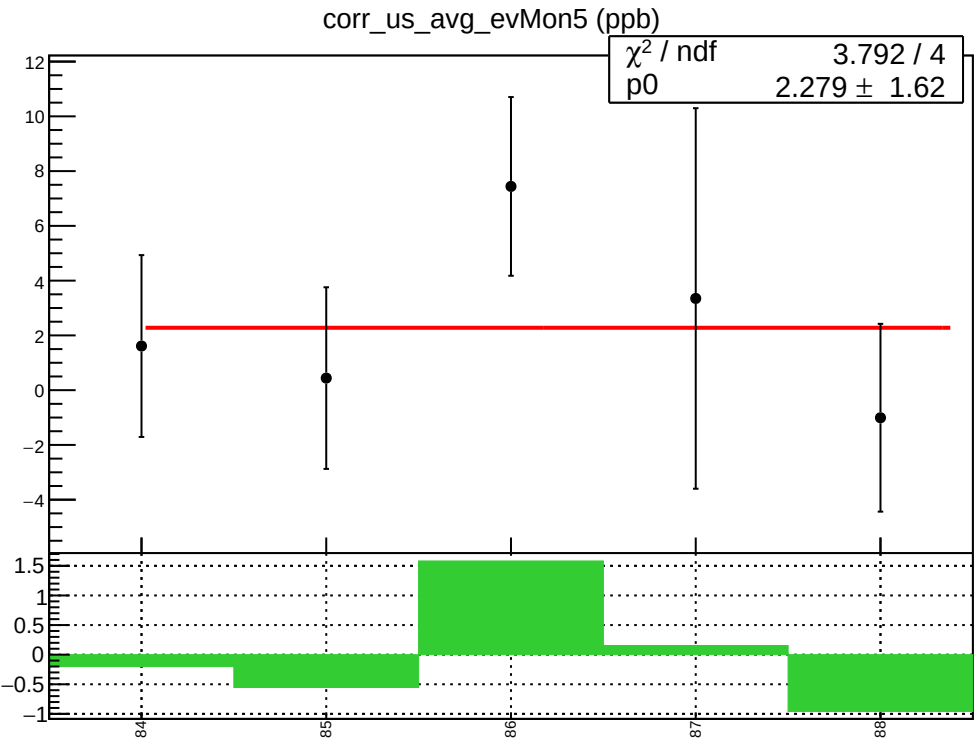
corr_us_avg_evMon5 (ppb)
χ² / ndf 3.792 / 4
p0 2.279 ± 1.62
12
10
8
6
4
2
0
−2
−4
1.5
1
0.5
0
−0.5
−1
84
85
86
87
88

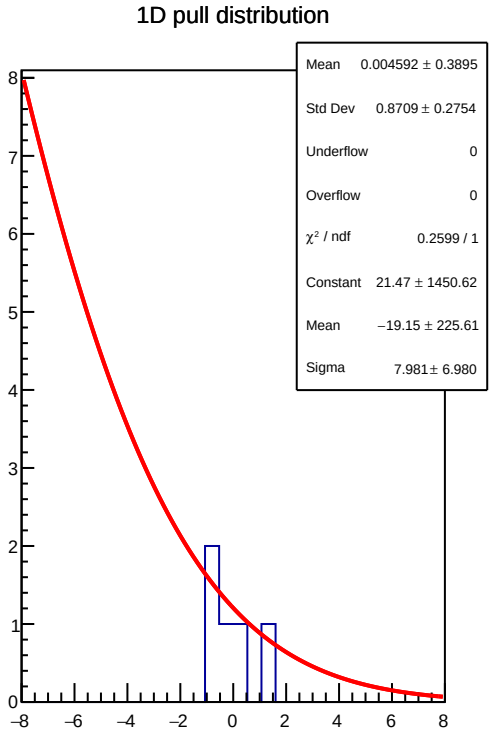
1D pull distribution
Mean 0.004592 ± 0.3895
Std Dev 0.8709 ± 0.2754
Underflow 0
Overflow 0
χ² / ndf 0.2599 / 1
Constant 21.47 ± 1450.62
Mean −19.15 ± 225.61
Sigma 7.981 ± 6.980
8
7
6
5
4
3
2
1
0
−8
−6
−4
−2
0
2
4
6
8

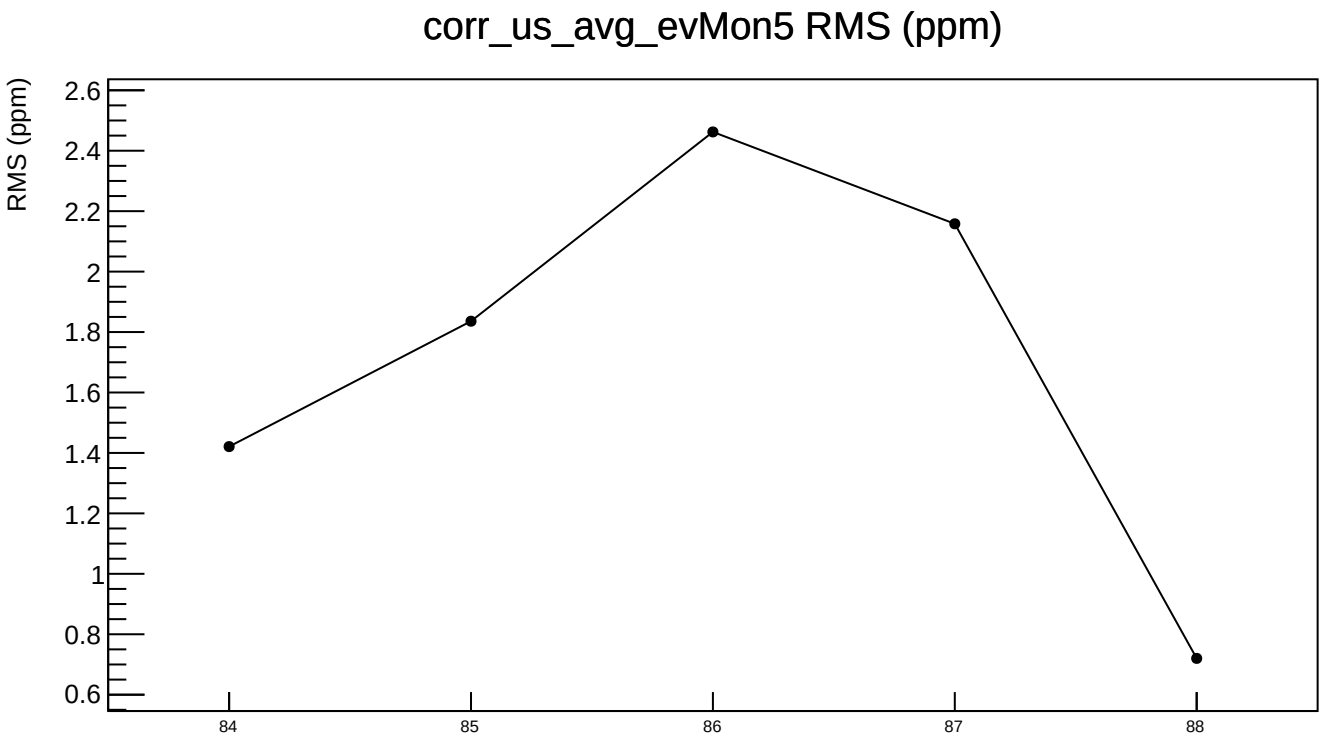
corr_us_avg_evMon5 RMS (ppm)
RMS (ppm)
2.6
2.4
2.2
2
1.8
1.6
1.4
1.2
1
0.8
0.6
84
85
86
87
88

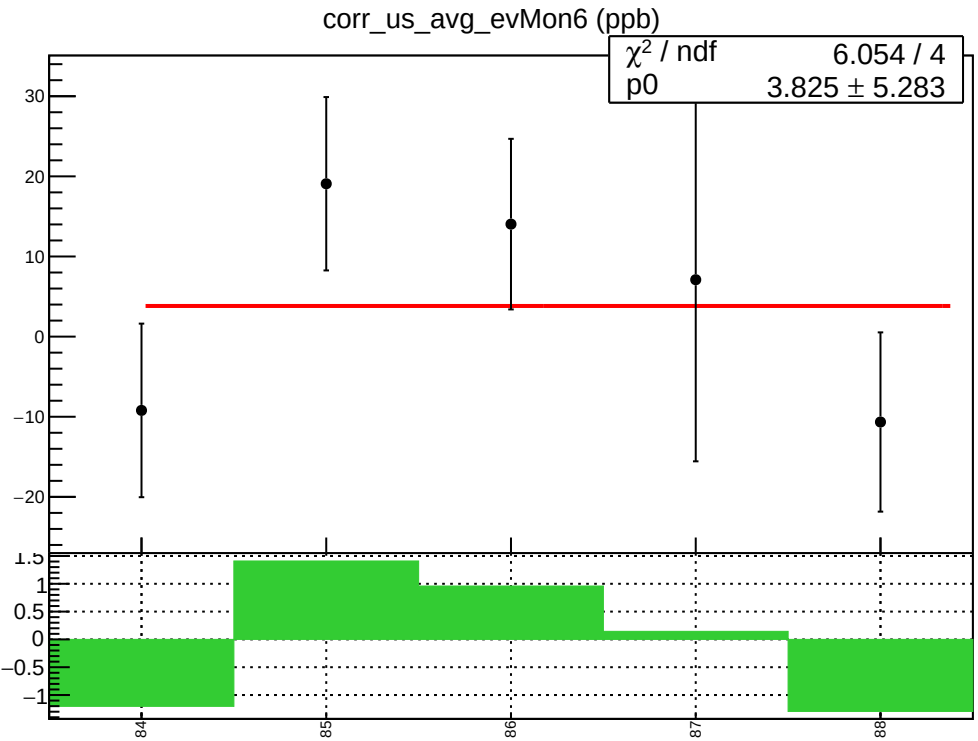
corr_us_avg_evMon6 (ppb)
χ² / ndf 6.054 / 4
p0 3.825 ± 5.283
30
20
10
0
−10
−20
1.5
1
0.5
0
−0.5
−1
84
85
86
87
88

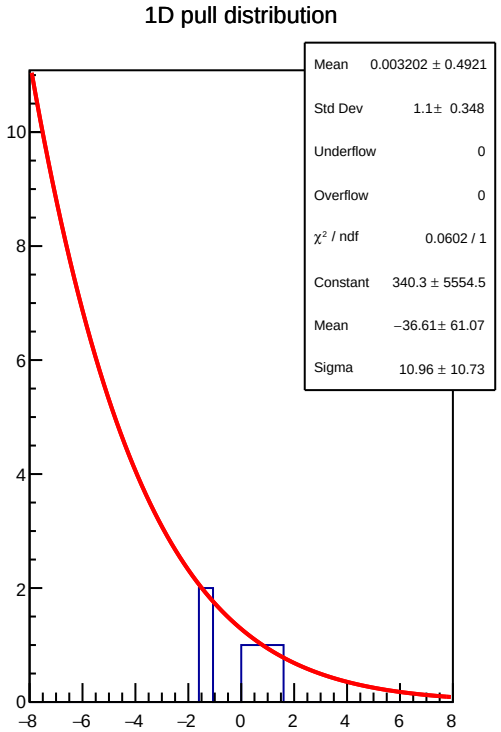
1D pull distribution
Mean 0.003202 ± 0.4921
Std Dev 1.1± 0.348
Underflow 0
Overflow 0
χ² / ndf 0.0602 / 1
Constant 340.3 ± 5554.5
Mean −36.61± 61.07
Sigma 10.96 ± 10.73
10
8
6
4
2
0
−8
−6
−4
−2
0
2
4
6
8

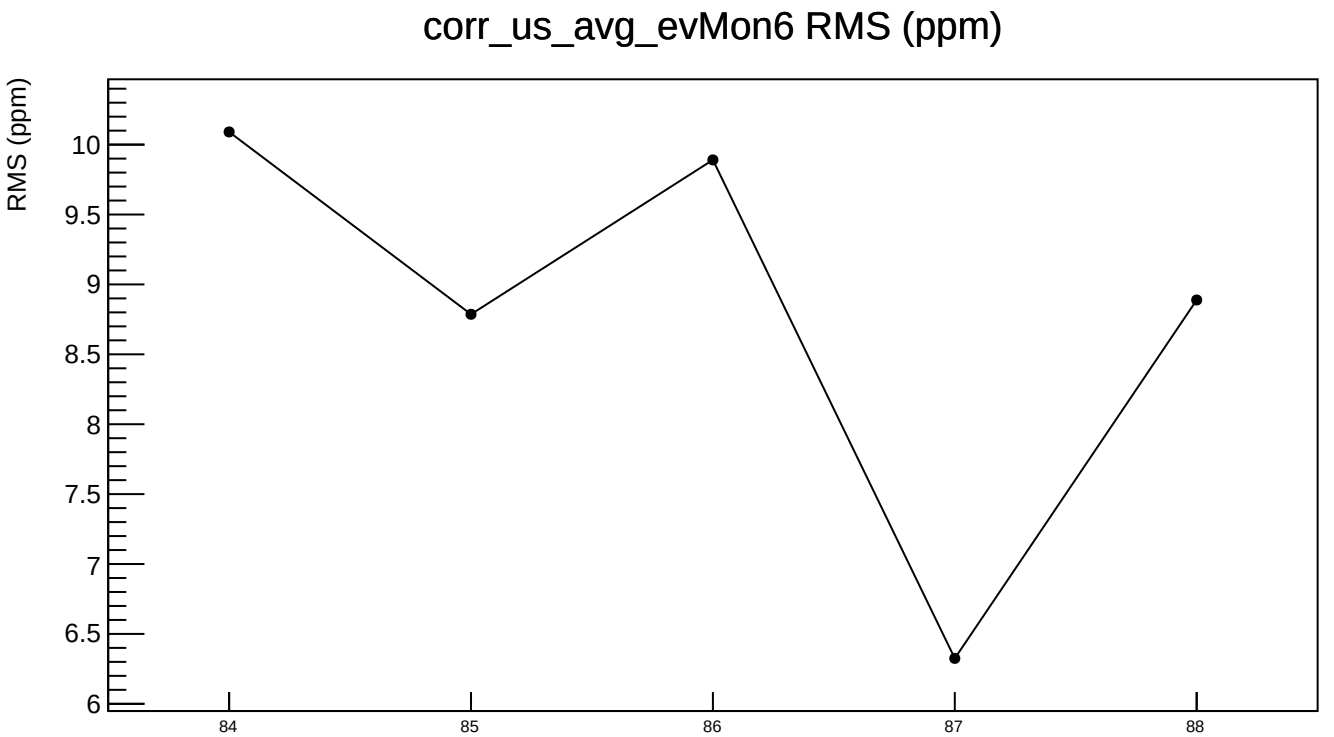
corr_us_avg_evMon6 RMS (ppm)
RMS (ppm)
10
9.5
9
8.5
8
7.5
7
6.5
6
84
85
86
87
88

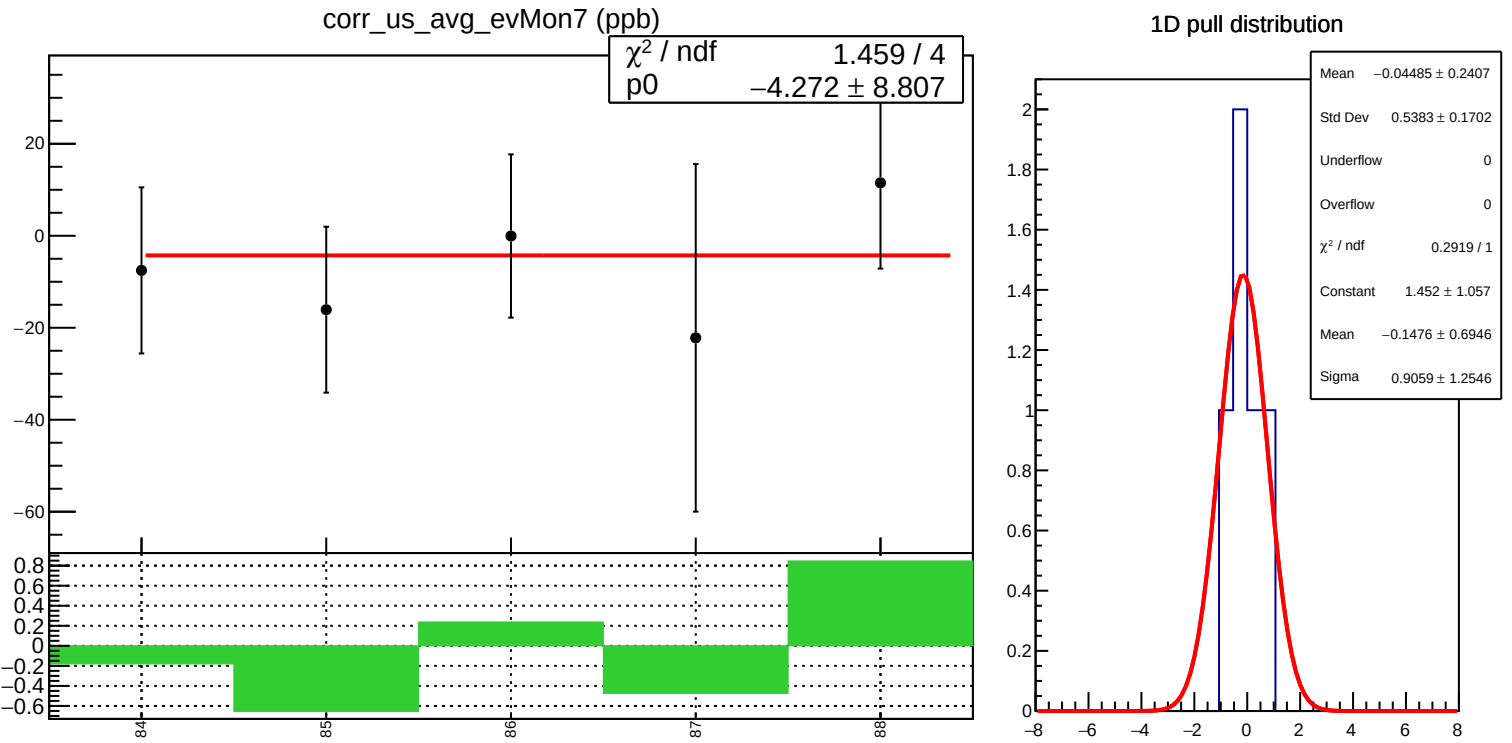
corr_us_avg_evMon7 (ppb)
χ² / ndf 1.459 / 4
p0 −4.272 ± 8.807
1D pull distribution
Mean −0.04485 ± 0.2407
Std Dev 0.5383 ± 0.1702
Underflow 0
Overflow 0
χ² / ndf 0.2919 / 1
Constant 1.452 ± 1.057
Mean −0.1476 ± 0.6946
Sigma 0.9059 ± 1.2546

corr_us_avg_evMon7 RMS (ppm)

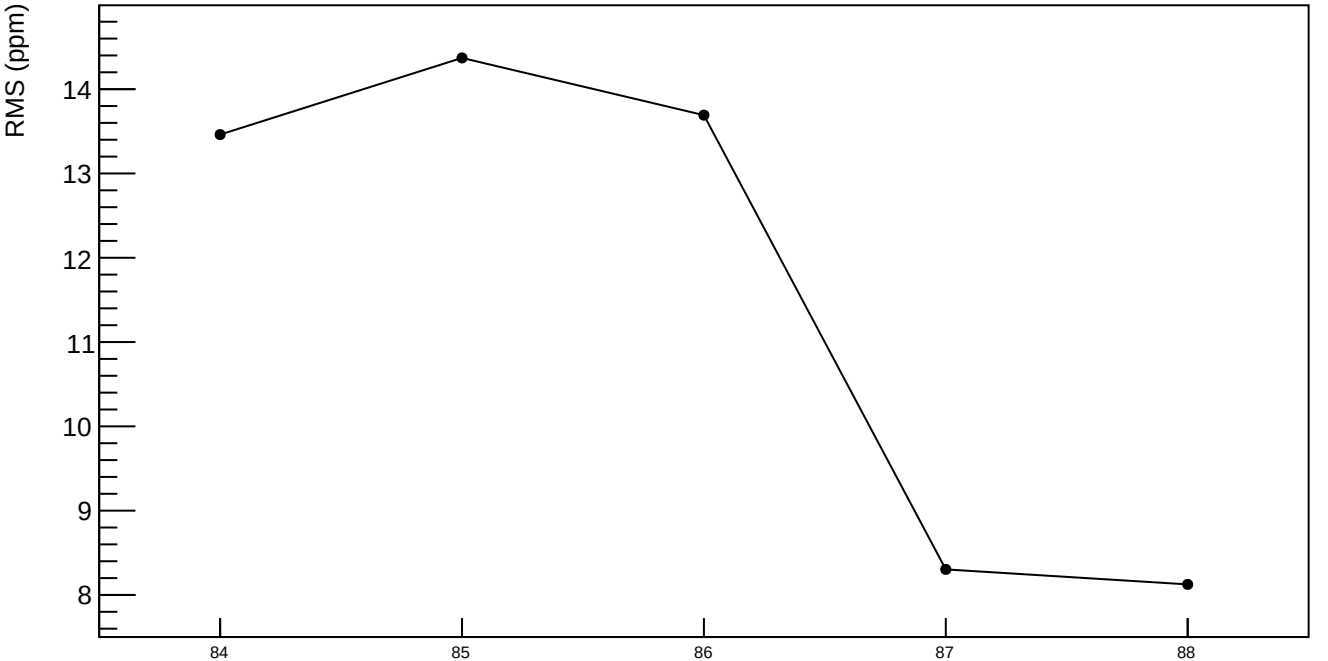

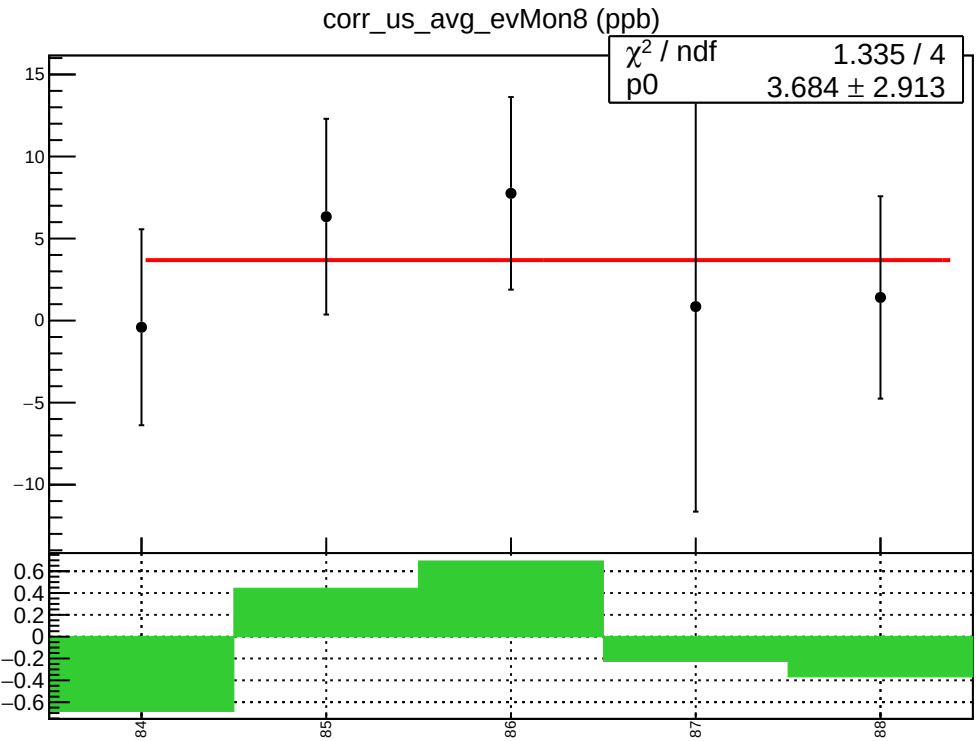
corr_us_avg_evMon8 (ppb)
χ² / ndf 1.335 / 4
p0 3.684 ± 2.913
15
10
5
0
−5
−10
0.6
0.4
0.2
0
−0.2
−0.4
−0.6
84
85
86
87
88

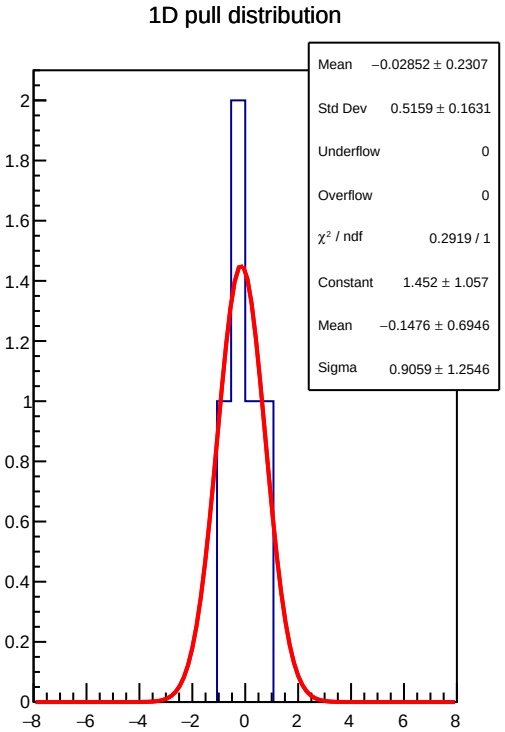
1D pull distribution
Mean −0.02852 ± 0.2307
Std Dev 0.5159 ± 0.1631
Underflow 0
Overflow 0
χ² / ndf 0.2919 / 1
Constant 1.452 ± 1.057
Mean −0.1476 ± 0.6946
Sigma 0.9059 ± 1.2546
2
1.8
1.6
1.4
1.2
1
0.8
0.6
0.4
0.2
0
−8
−6
−4
−2
0
2
4
6
8

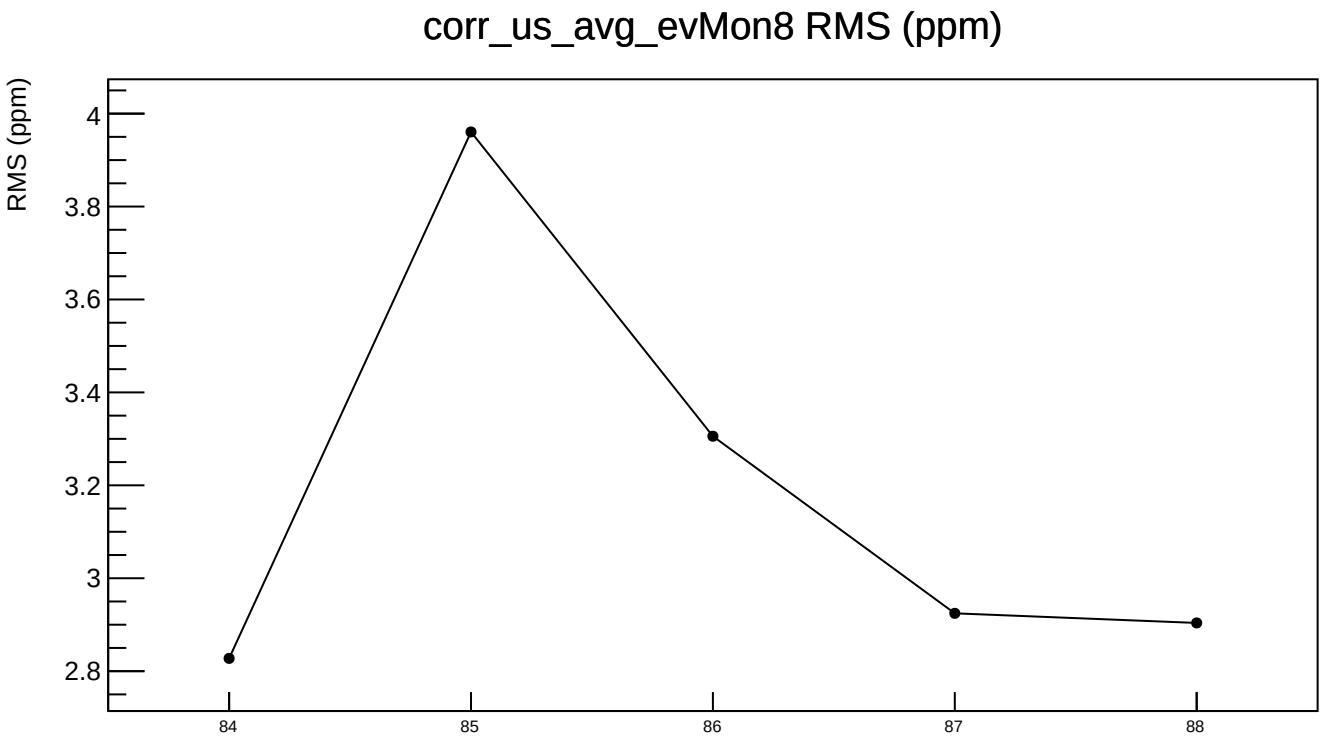
corr_us_avg_evMon8 RMS (ppm)
RMS (ppm)
4
3.8
3.6
3.4
3.2
3
2.8
84
85
86
87
88

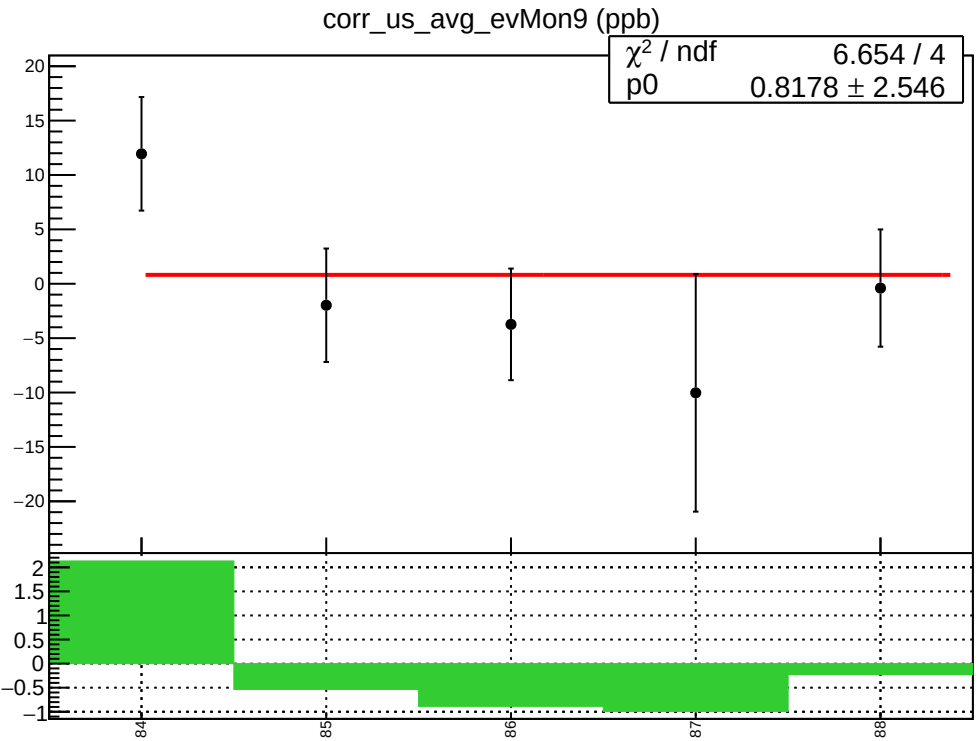
corr_us_avg_evMon9 (ppb)
χ² / ndf 6.654 / 4
p0 0.8178 ± 2.546
20
15
10
5
0
−5
−10
−15
−20
2
1.5
1
0.5
0
−0.5
−1
84
85
86
87
88

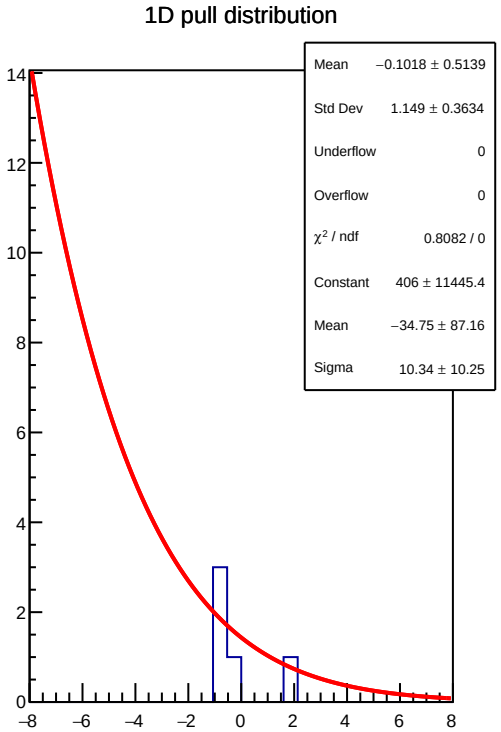
1D pull distribution
Mean −0.1018 ± 0.5139
Std Dev 1.149 ± 0.3634
Underflow 0
Overflow 0
χ² / ndf 0.8082 / 0
Constant 406 ± 11445.4
Mean −34.75 ± 87.16
Sigma 10.34 ± 10.25
14
12
10
8
6
4
2
0
−8
−6
−4
−2
0
2
4
6
8

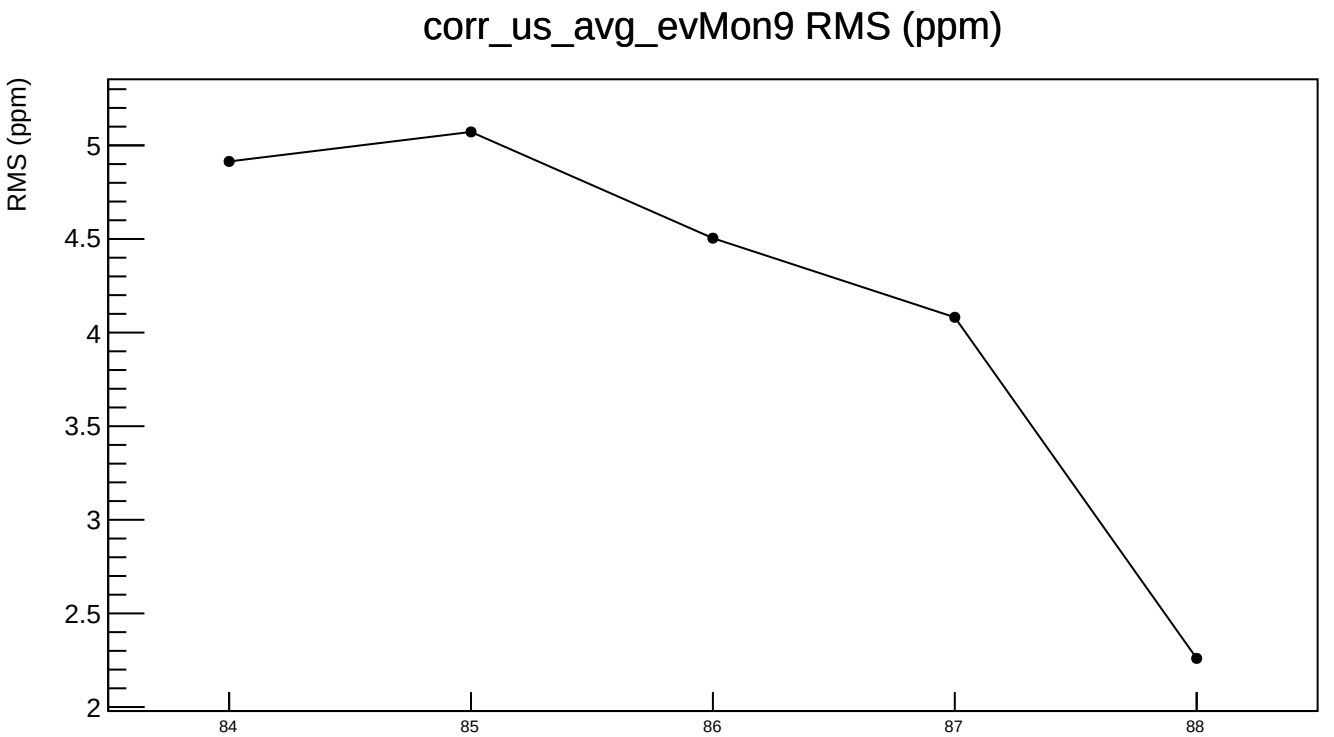
corr_us_avg_evMon9 RMS (ppm)
RMS (ppm)
5
4.5
4
3.5
3
2.5
2
84
85
86
87
88

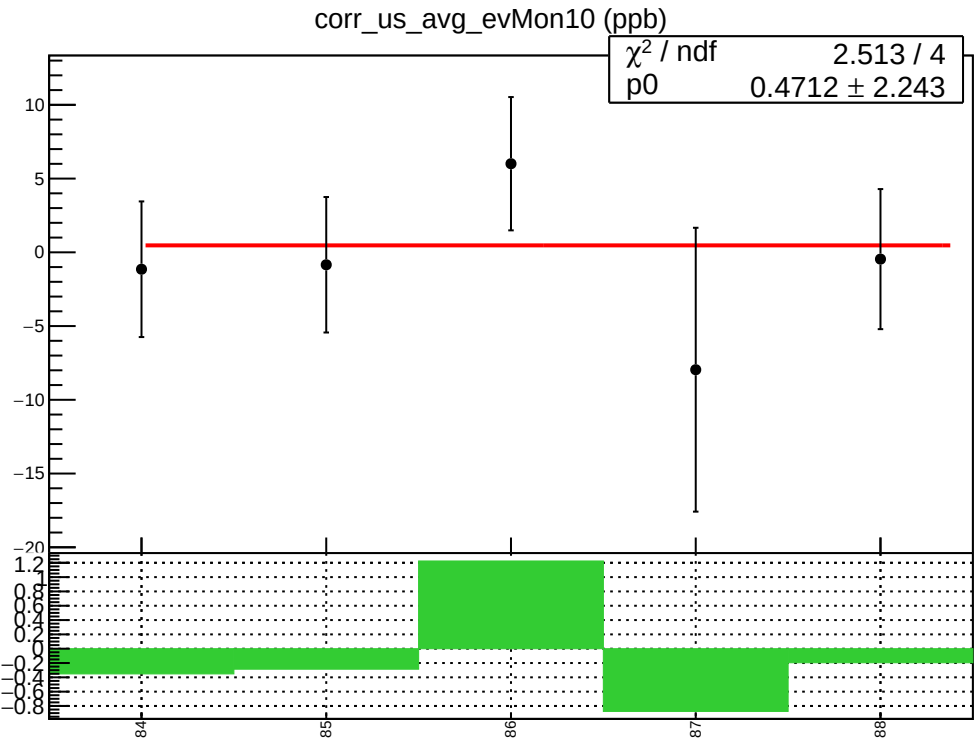
corr_us_avg_evMon10 (ppb)
χ² / ndf 2.513 / 4
p0 0.4712 ± 2.243
10
5
0
−5
−10
−15
−20
1.2
1
0.8
0.6
0.4
0.2
0
−0.2
−0.4
−0.6
−0.8
84
85
86
87
88

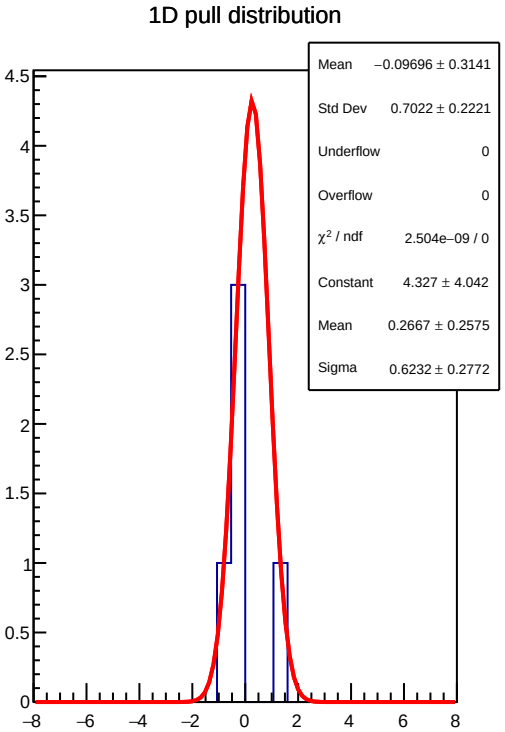
1D pull distribution
Mean −0.09696 ± 0.3141
Std Dev 0.7022 ± 0.2221
Underflow 0
Overflow 0
χ² / ndf 2.504e−09 / 0
Constant 4.327 ± 4.042
Mean 0.2667 ± 0.2575
Sigma 0.6232 ± 0.2772
4.5
4
3.5
3
2.5
2
1.5
1
0.5
0
−8
−6
−4
−2
0
2
4
6
8

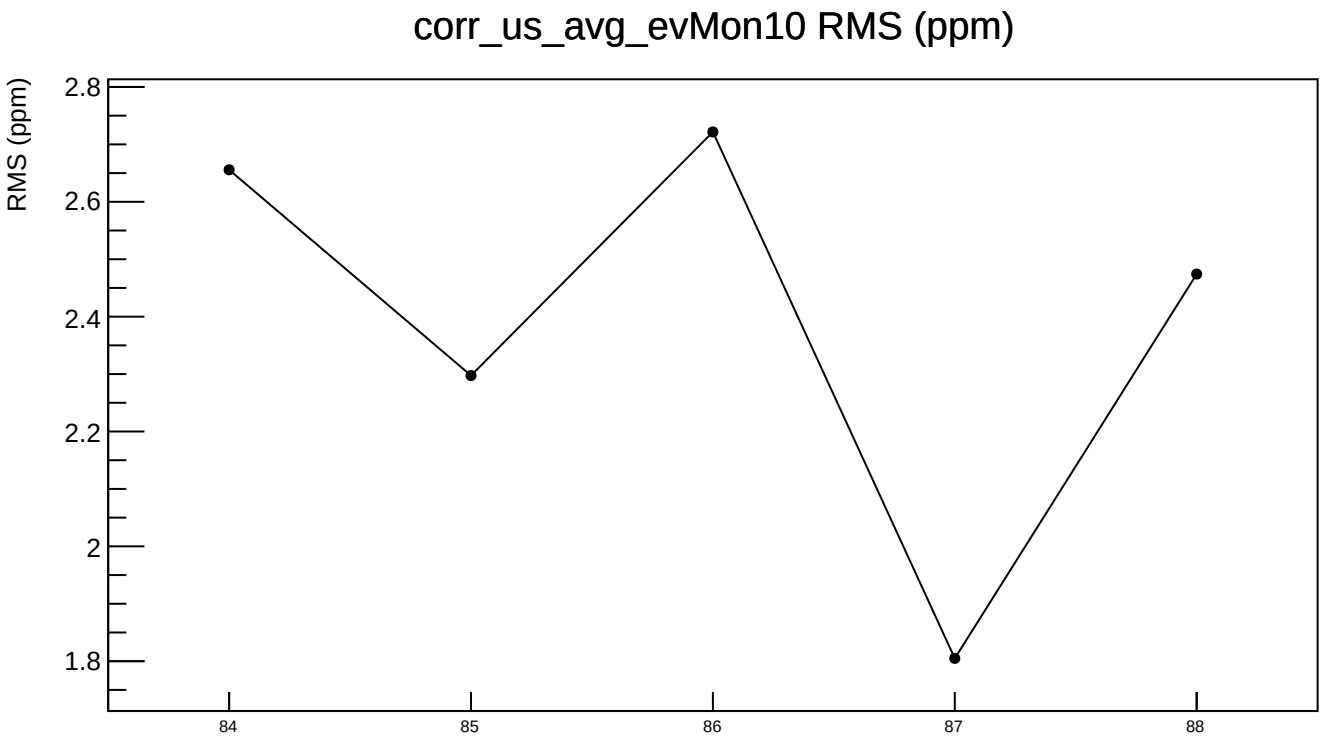
corr_us_avg_evMon10 RMS (ppm)
RMS (ppm)
2.8
2.6
2.4
2.2
2
1.8
84
85
86
87
88

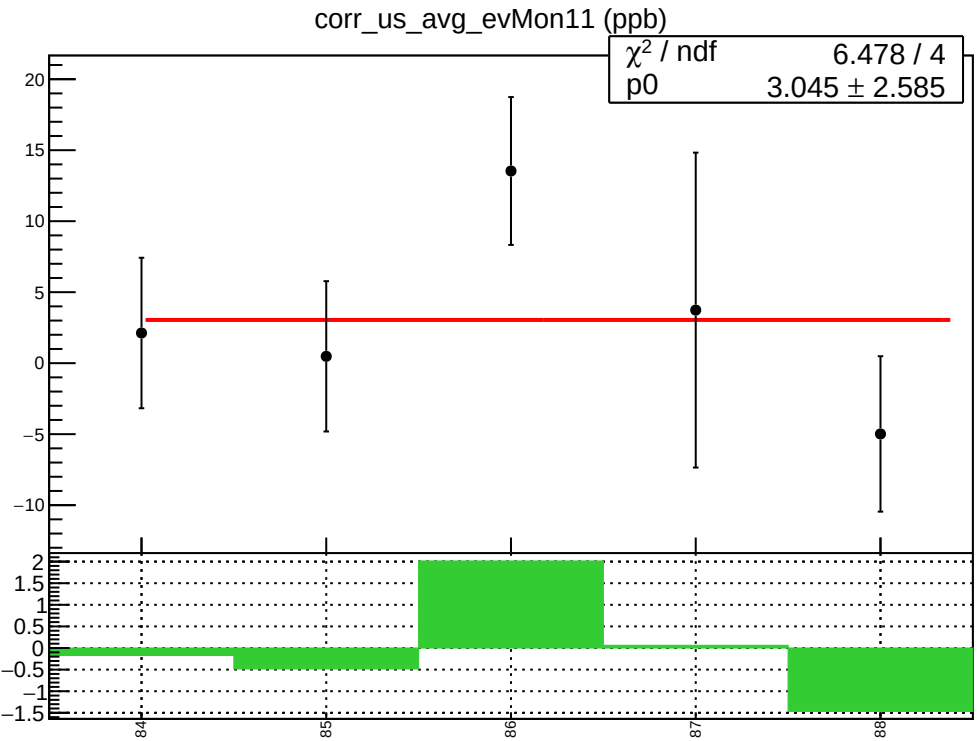
corr_us_avg_evMon11 (ppb)
χ² / ndf 6.478 / 4
p0 3.045 ± 2.585
20
15
10
5
0
−5
−10
2
1.5
1
0.5
0
−0.5
−1
−1.5
84
85
86
87
88

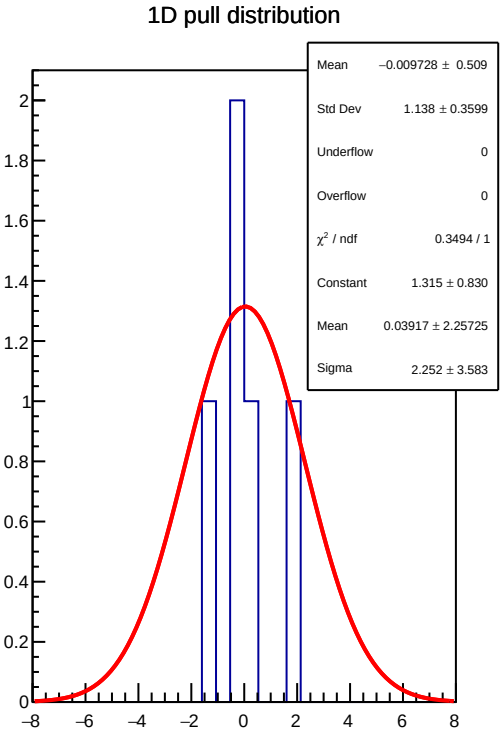
1D pull distribution
Mean −0.009728 ± 0.509
Std Dev 1.138 ± 0.3599
Underflow 0
Overflow 0
χ² / ndf 0.3494 / 1
Constant 1.315 ± 0.830
Mean 0.03917 ± 2.25725
Sigma 2.252 ± 3.583
2
1.8
1.6
1.4
1.2
1
0.8
0.6
0.4
0.2
0
−8
−6
−4
−2
0
2
4
6
8

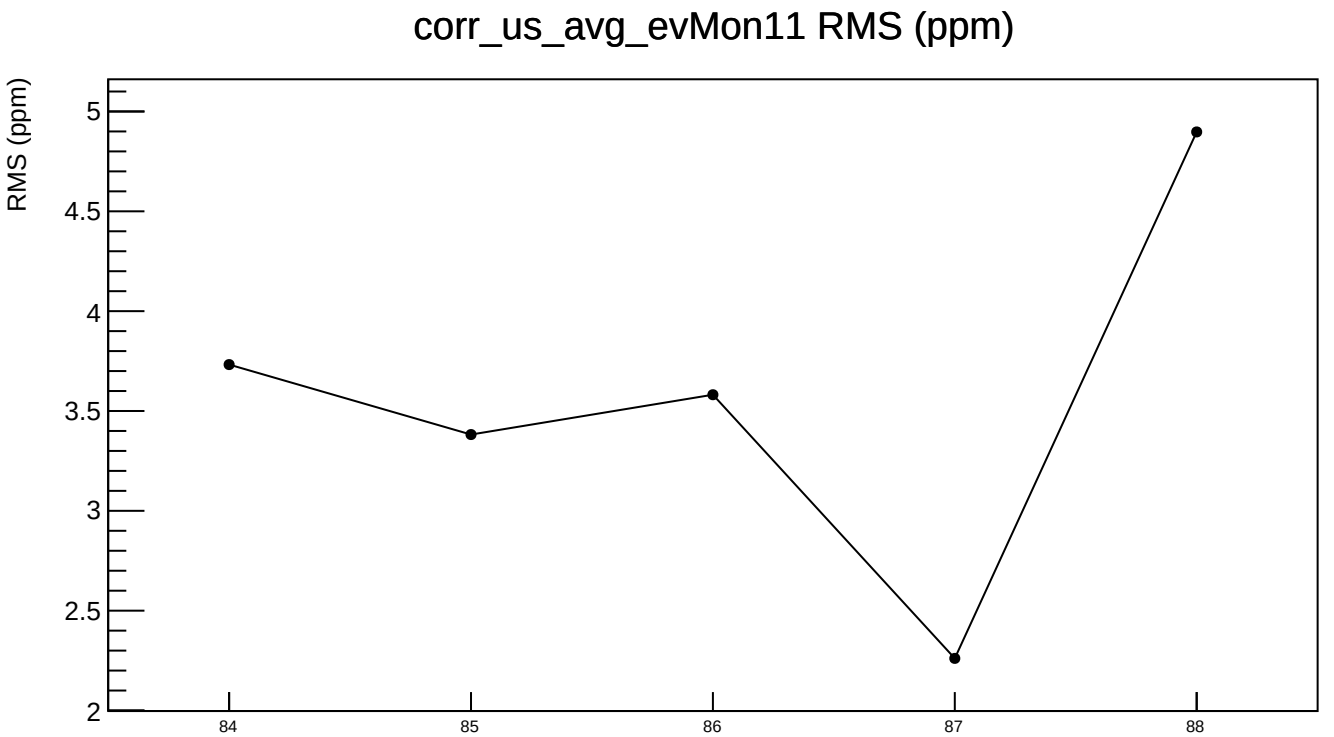
corr_us_avg_evMon11 RMS (ppm)
RMS (ppm)
5
4.5
4
3.5
3
2.5
2
84
85
86
87
88

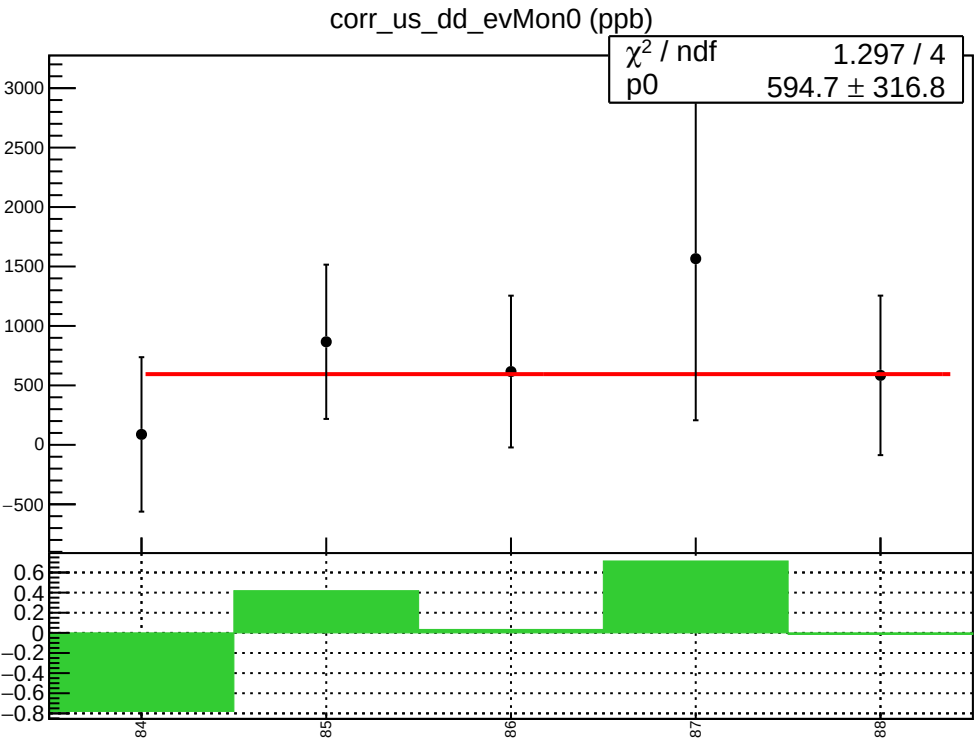
corr_us_dd_evMon0 (ppb)
χ² / ndf 1.297 / 4
p0 594.7 ± 316.8
3000
2500
2000
1500
1000
500
0
−500
0.6
0.4
0.2
0
−0.2
−0.4
−0.6
−0.8
84
85
86
87
88

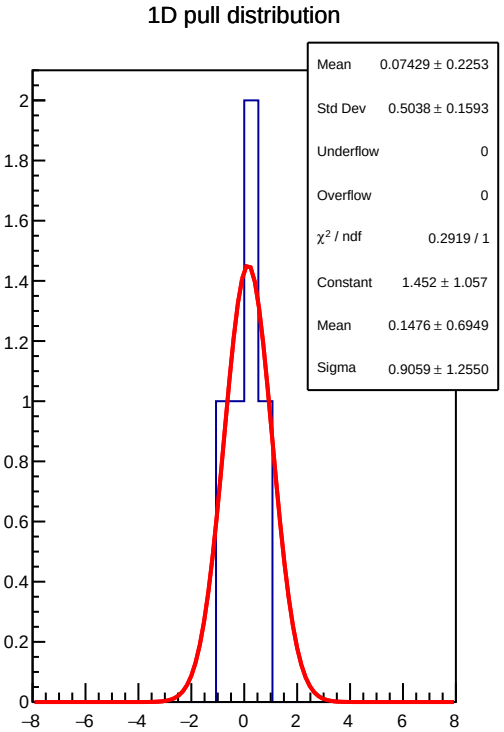
1D pull distribution
Mean 0.07429 ± 0.2253
Std Dev 0.5038 ± 0.1593
Underflow 0
Overflow 0
χ² / ndf 0.2919 / 1
Constant 1.452 ± 1.057
Mean 0.1476 ± 0.6949
Sigma 0.9059 ± 1.2550
2
1.8
1.6
1.4
1.2
1
0.8
0.6
0.4
0.2
0
−8
−6
−4
−2
0
2
4
6
8

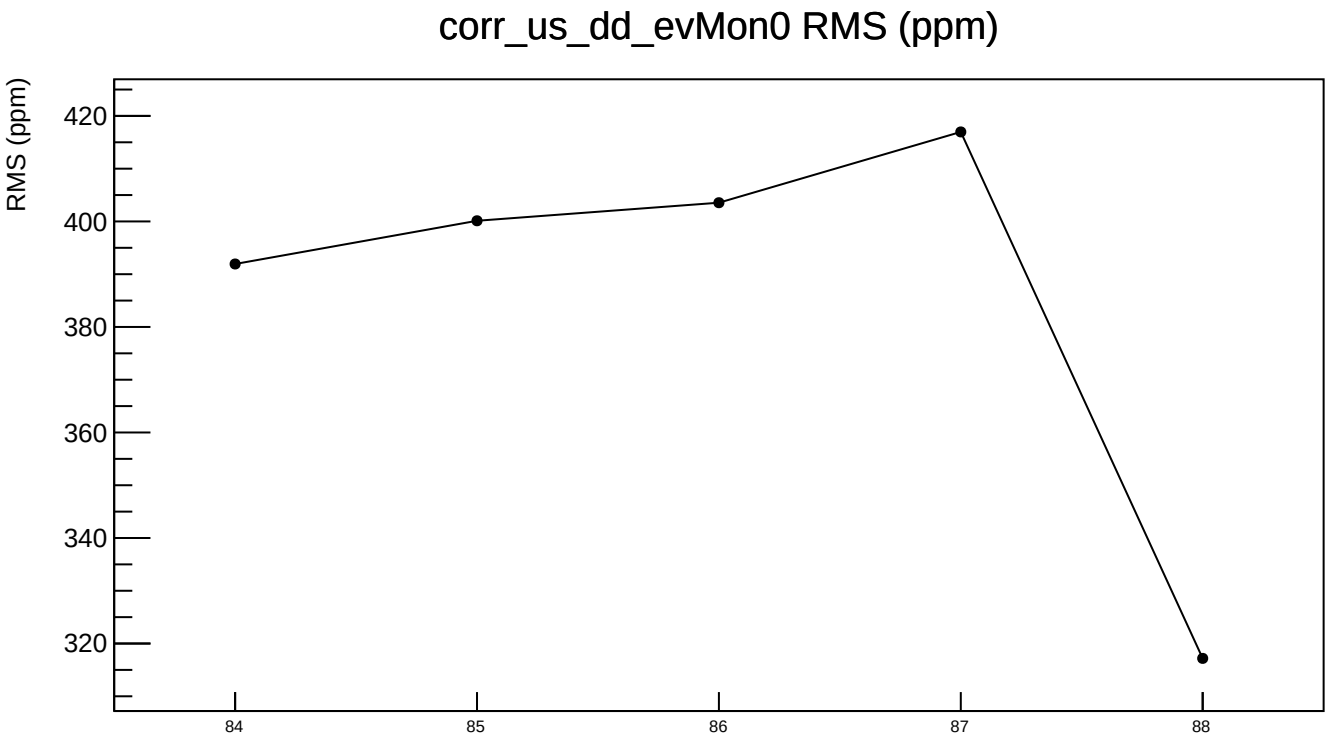
corr_us_dd_evMon0 RMS (ppm)
RMS (ppm)
420
400
380
360
340
320
84
85
86
87
88

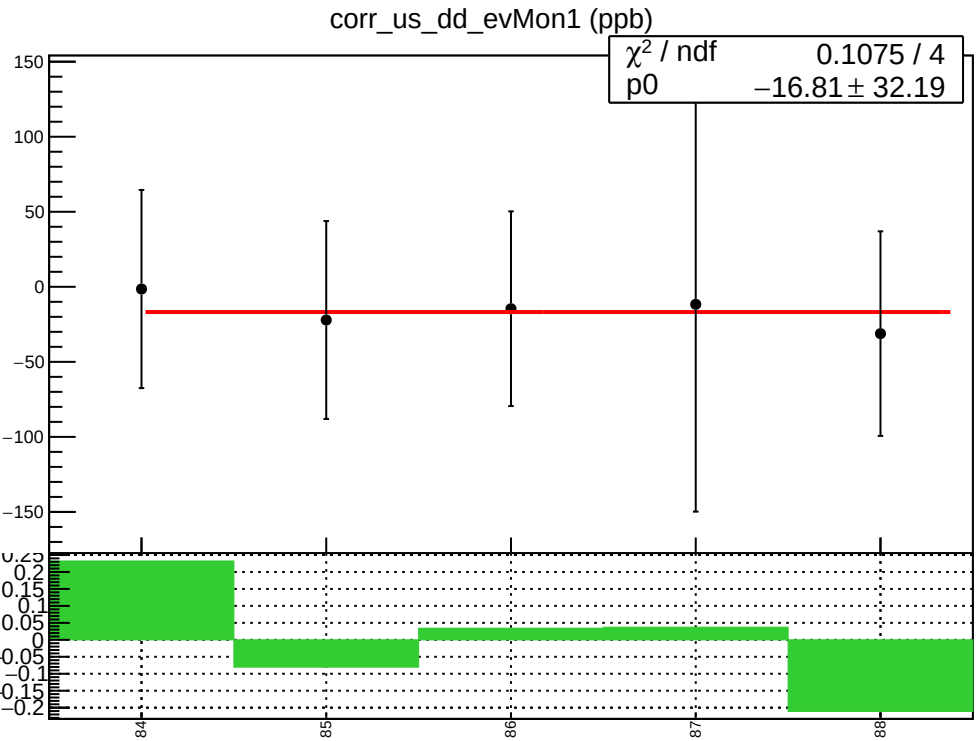
corr_us_dd_evMon1 (ppb)
χ² / ndf 0.1075 / 4
p0 −16.81 ± 32.19
150
100
50
0
−50
−100
−150
0.25
0.2
0.15
0.1
0.05
0
−0.05
−0.1
−0.15
−0.2
84
85
86
87
88

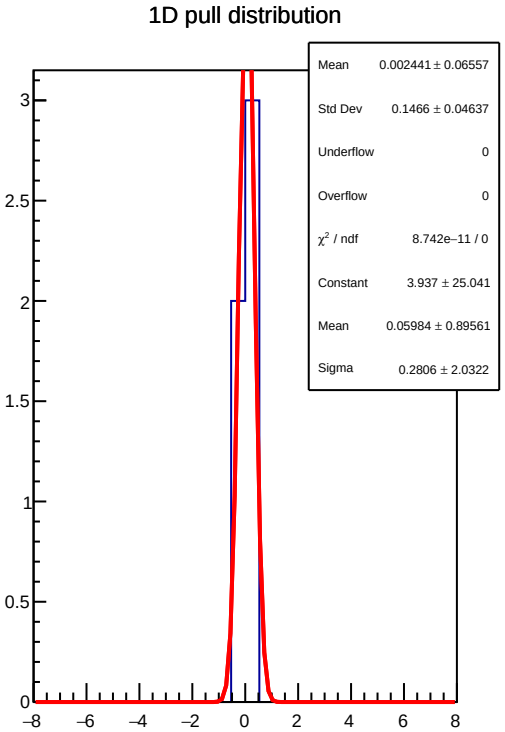
1D pull distribution
Mean 0.002441 ± 0.06557
Std Dev 0.1466 ± 0.04637
Underflow 0
Overflow 0
χ² / ndf 8.742e−11 / 0
Constant 3.937 ± 25.041
Mean 0.05984 ± 0.89561
Sigma 0.2806 ± 2.0322
3
2.5
2
1.5
1
0.5
0
−8
−6
−4
−2
0
2
4
6
8

corr_us_dd_evMon1 RMS (ppm)

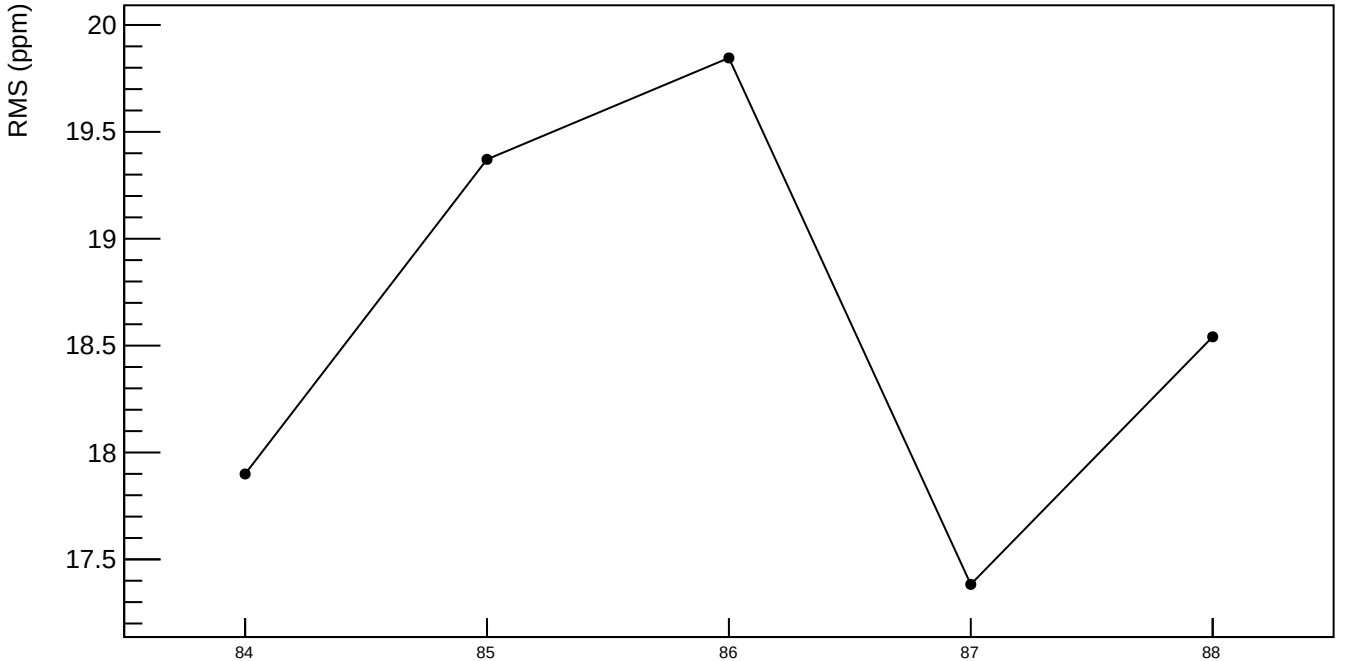

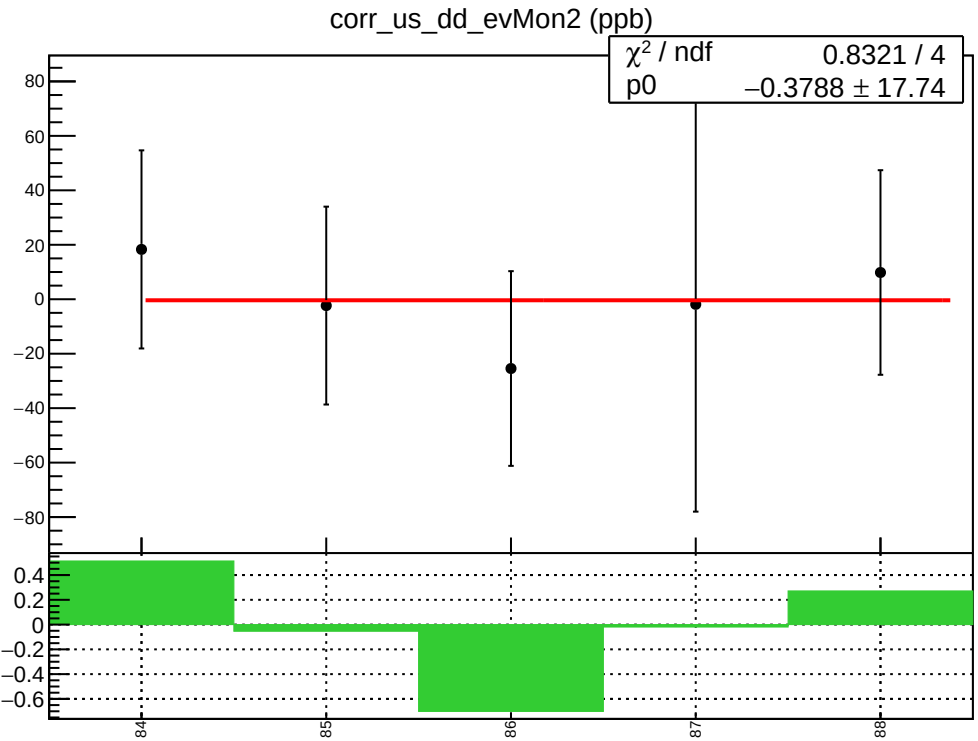
corr_us_dd_evMon2 (ppb)
χ² / ndf 0.8321 / 4
p0 −0.3788 ± 17.74
80
60
40
20
0
−20
−40
−60
−80
0.4
0.2
0
−0.2
−0.4
−0.6
84
85
86
87
88

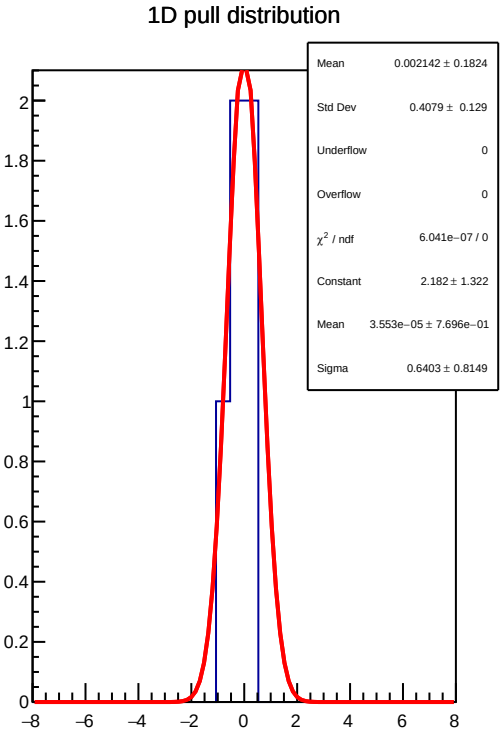
1D pull distribution
Mean 0.002142 ± 0.1824
Std Dev 0.4079 ± 0.129
Underflow 0
Overflow 0
χ² / ndf 6.041e−07 / 0
Constant 2.182 ± 1.322
Mean 3.553e−05 ± 7.696e−01
Sigma 0.6403 ± 0.8149
2
1.8
1.6
1.4
1.2
1
0.8
0.6
0.4
0.2
0
−8
−6
−4
−2
0
2
4
6
8

corr_us_dd_evMon2 RMS (ppm)

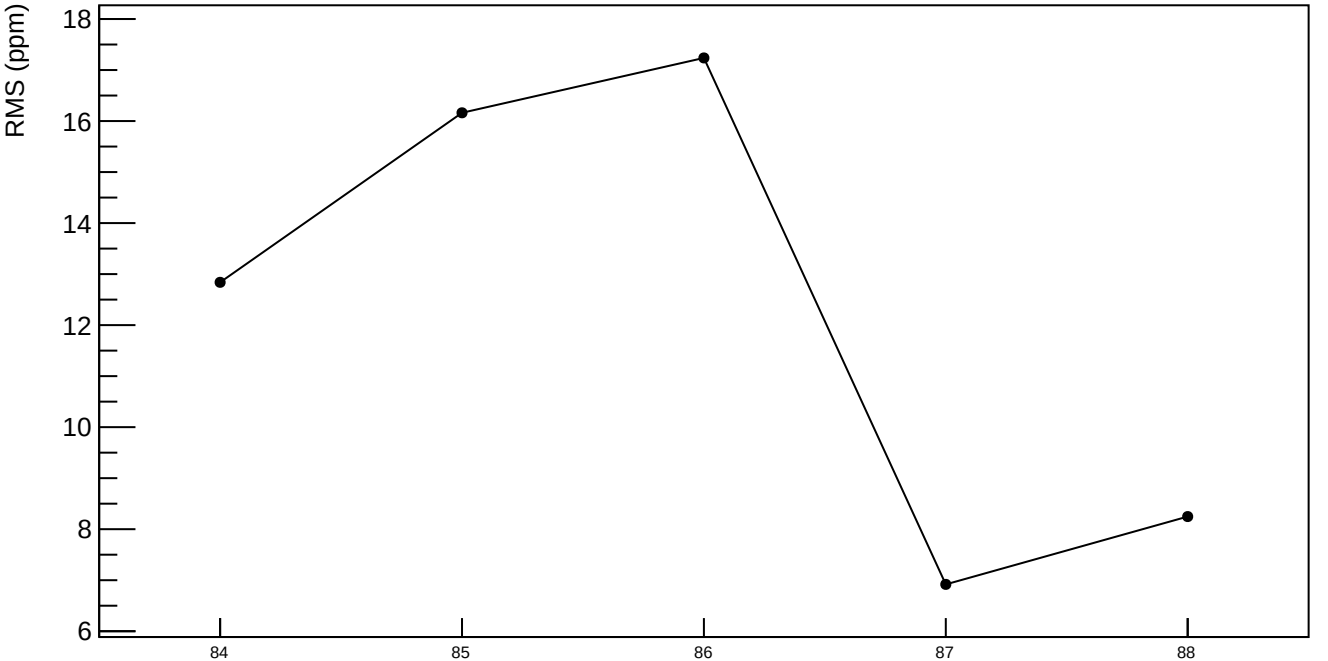

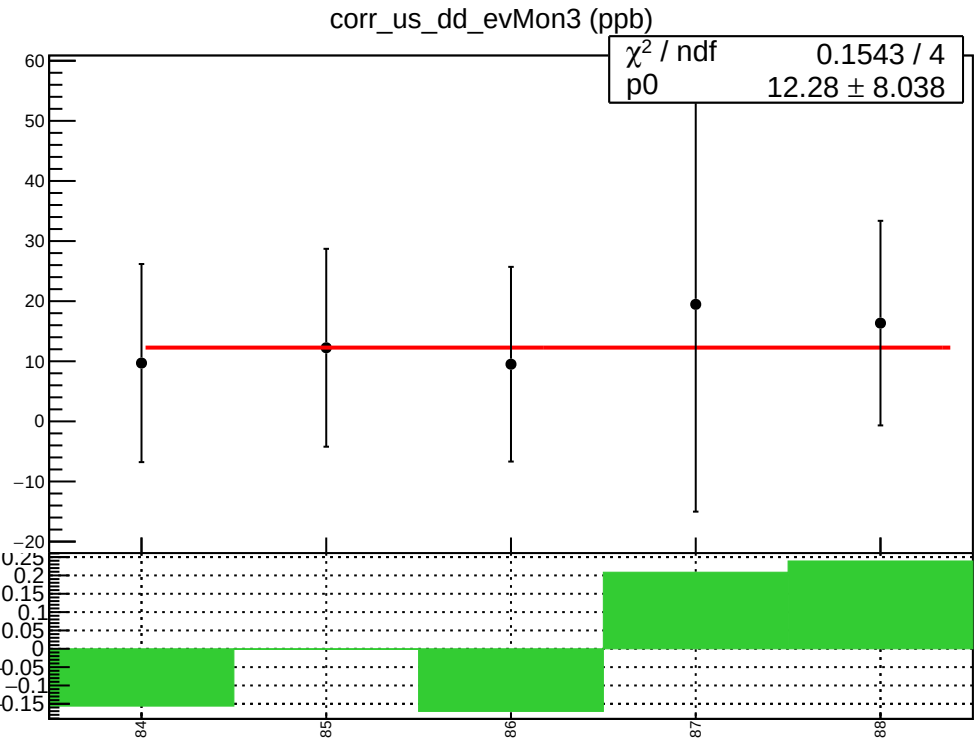
corr_us_dd_evMon3 (ppb)
χ² / ndf 0.1543 / 4
p0 12.28 ± 8.038
84
85
86
87
88

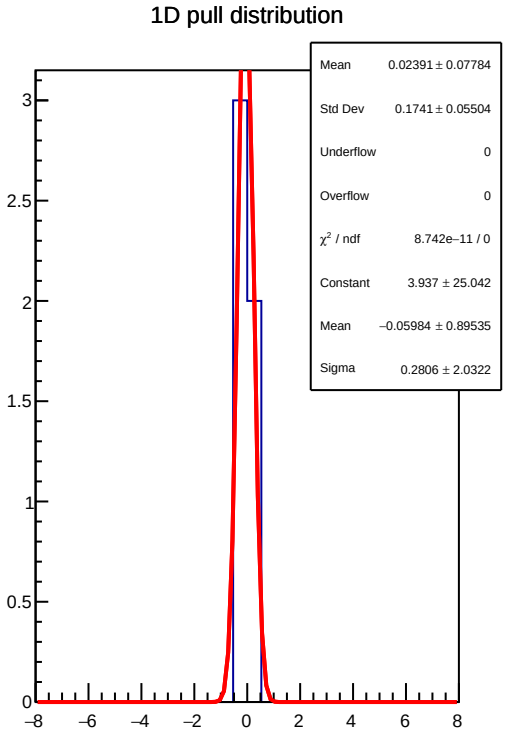
1D pull distribution
Mean 0.02391 ± 0.07784
Std Dev 0.1741 ± 0.05504
Underflow 0
Overflow 0
χ² / ndf 8.742e−11 / 0
Constant 3.937 ± 25.042
Mean −0.05984 ± 0.89535
Sigma 0.2806 ± 2.0322

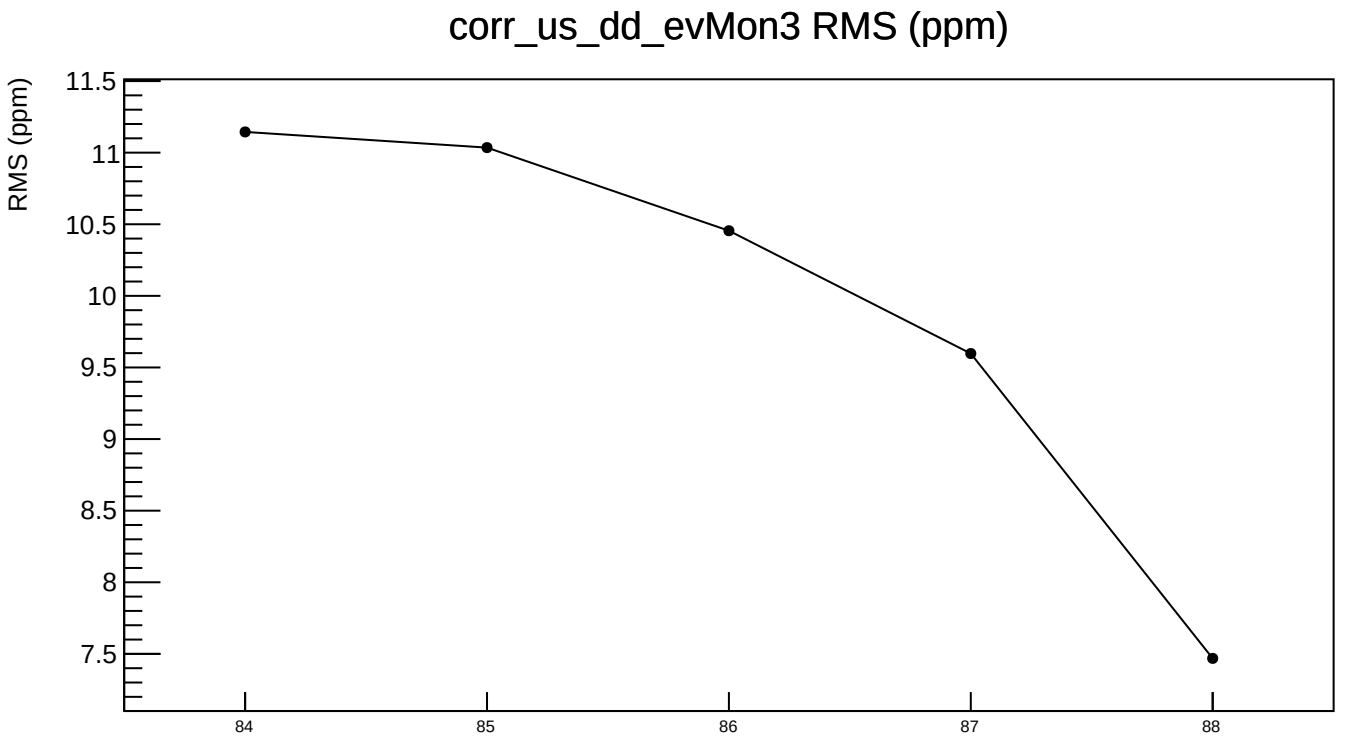
corr_us_dd_evMon3 RMS (ppm)
RMS (ppm)
11.5
11
10.5
10
9.5
9
8.5
8
7.5
84
85
86
87
88

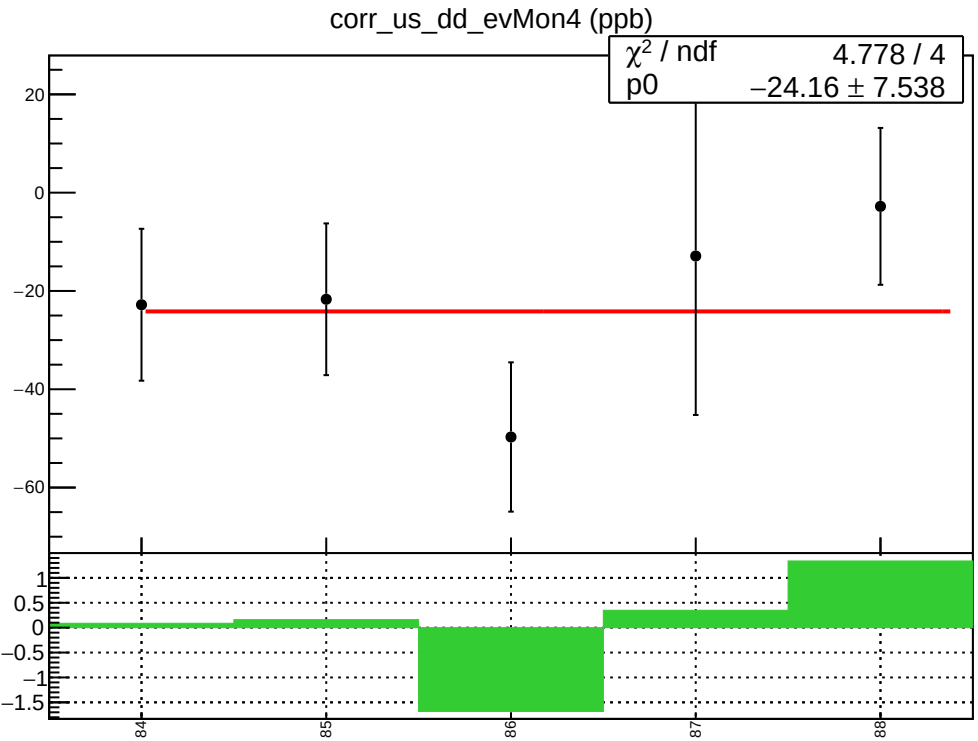
corr_us_dd_evMon4 (ppb)
χ² / ndf 4.778 / 4
p0 −24.16 ± 7.538
20
0
−20
−40
−60
1
0.5
0
−0.5
−1
−1.5
84
85
86
87
88

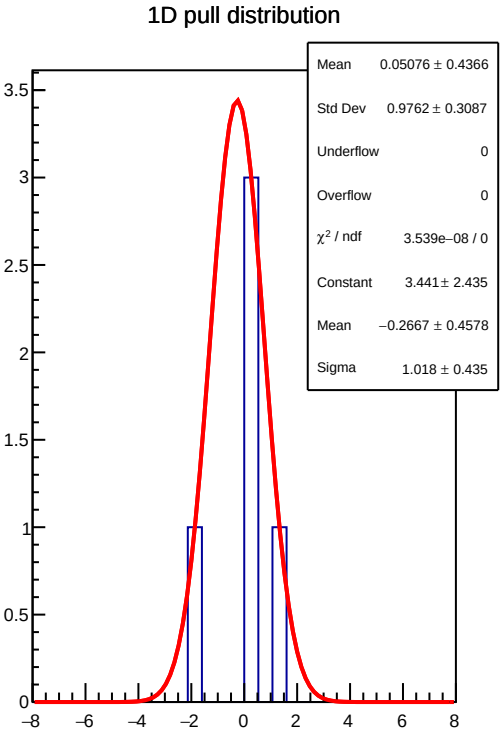
1D pull distribution
Mean 0.05076 ± 0.4366
Std Dev 0.9762 ± 0.3087
Underflow 0
Overflow 0
χ² / ndf 3.539e−08 / 0
Constant 3.441 ± 2.435
Mean −0.2667 ± 0.4578
Sigma 1.018 ± 0.435
3.5
3
2.5
2
1.5
1
0.5
0
−8
−6
−4
−2
0
2
4
6
8

corr_us_dd_evMon4 RMS (ppm)

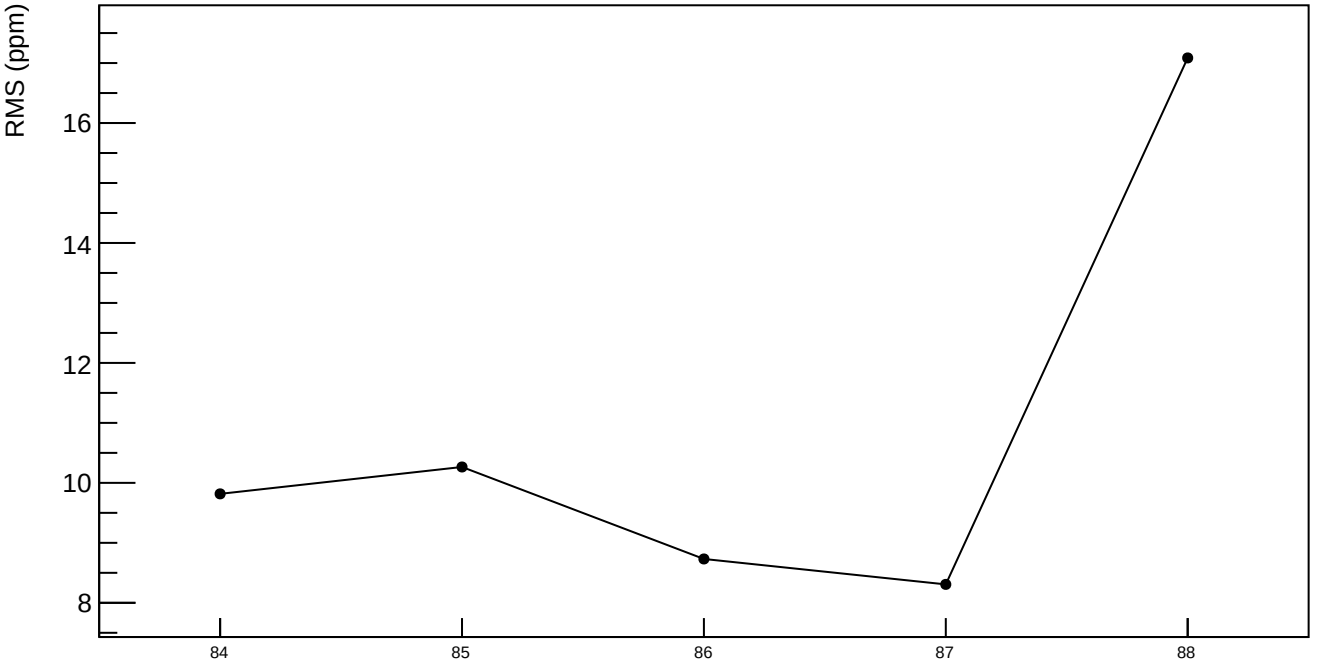

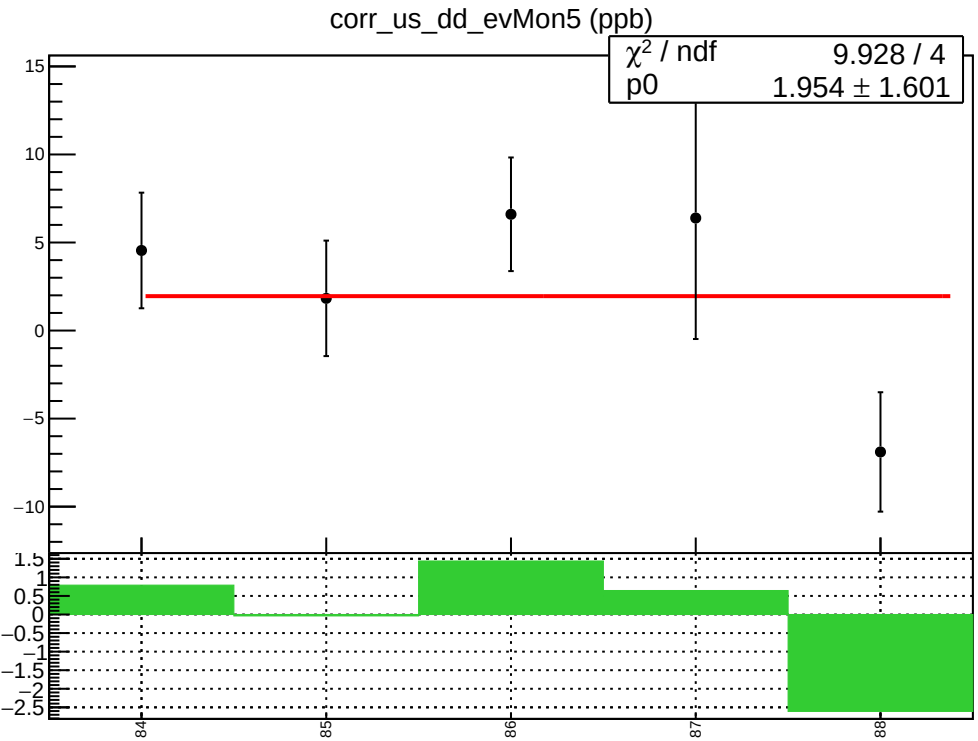
corr_us_dd_evMon5 (ppb)
χ² / ndf 9.928 / 4
p0 1.954 ± 1.601
15
10
5
0
−5
−10
1.5
1
0.5
0
−0.5
−1
−1.5
−2
−2.5
84
85
86
87
88

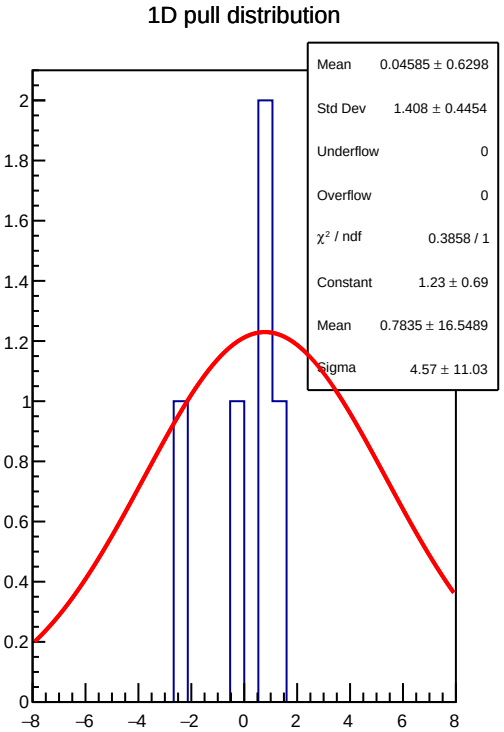
1D pull distribution
Mean 0.04585 ± 0.6298
Std Dev 1.408 ± 0.4454
Underflow 0
Overflow 0
χ² / ndf 0.3858 / 1
Constant 1.23 ± 0.69
Mean 0.7835 ± 16.5489
Sigma 4.57 ± 11.03
2
1.8
1.6
1.4
1.2
1
0.8
0.6
0.4
0.2
0
−8
−6
−4
−2
0
2
4
6
8

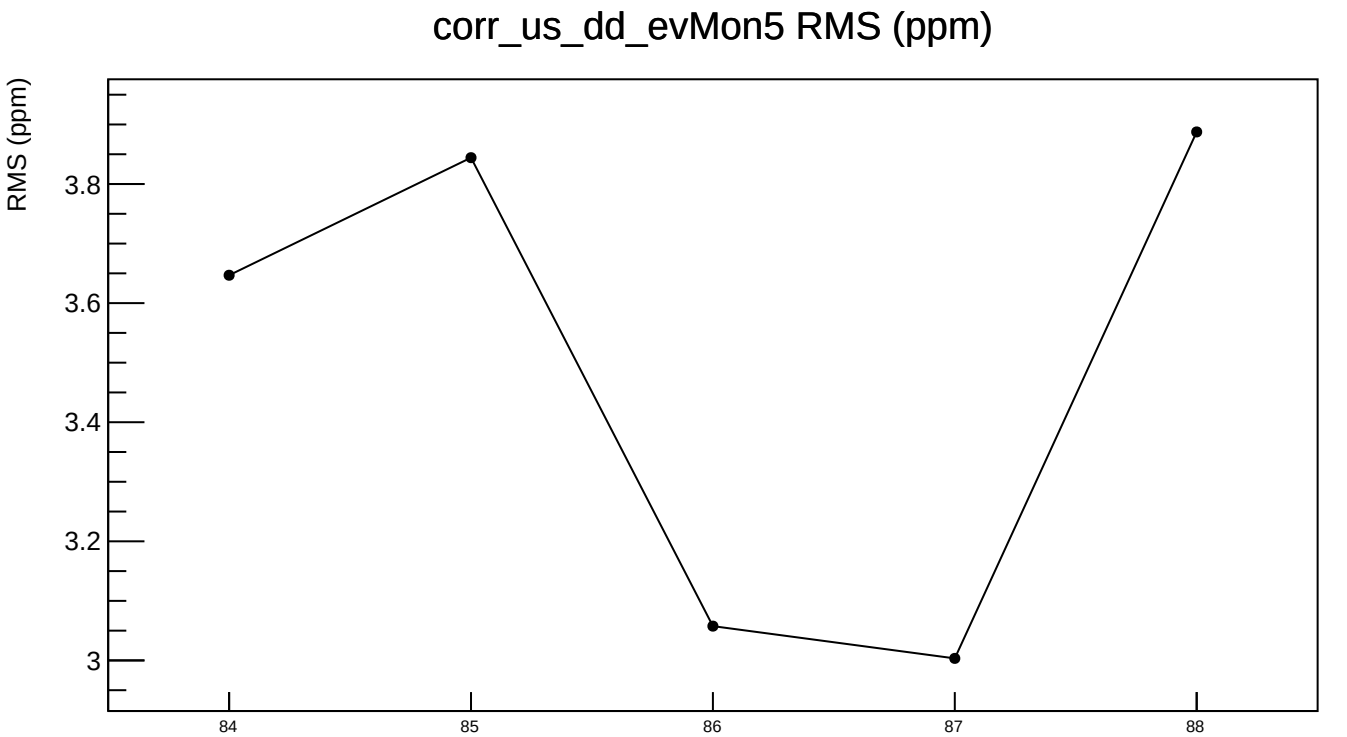
corr_us_dd_evMon5 RMS (ppm)
RMS (ppm)
3.8
3.6
3.4
3.2
3
84
85
86
87
88

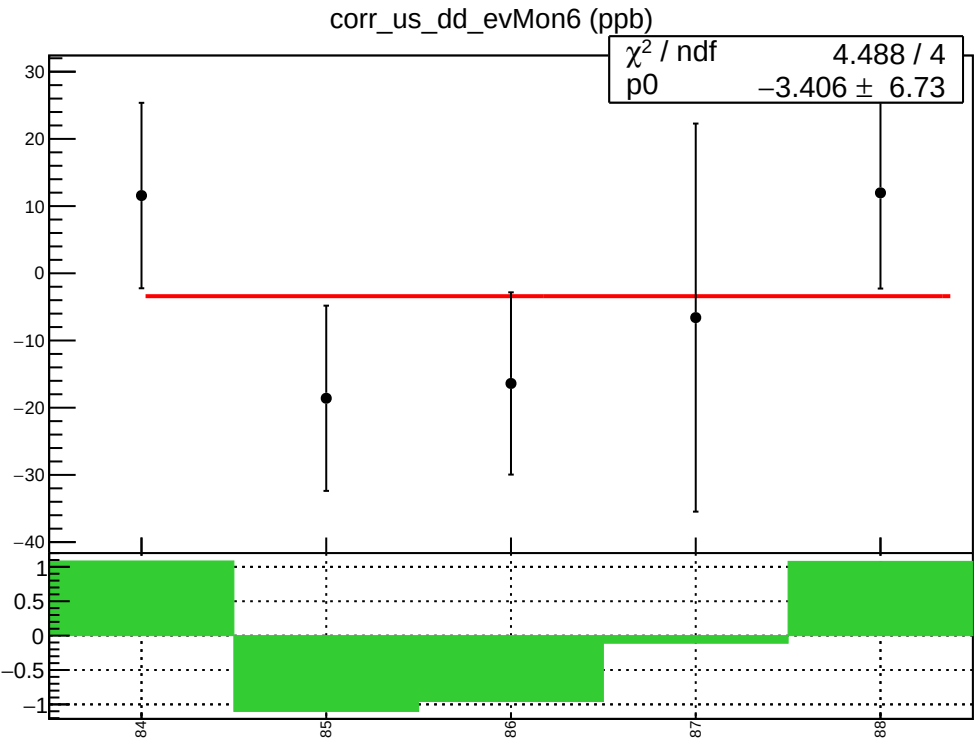
corr_us_dd_evMon6 (ppb)
χ² / ndf 4.488 / 4
p0 −3.406 ± 6.73
30
20
10
0
−10
−20
−30
−40
1
0.5
0
−0.5
−1
84
85
86
87
88

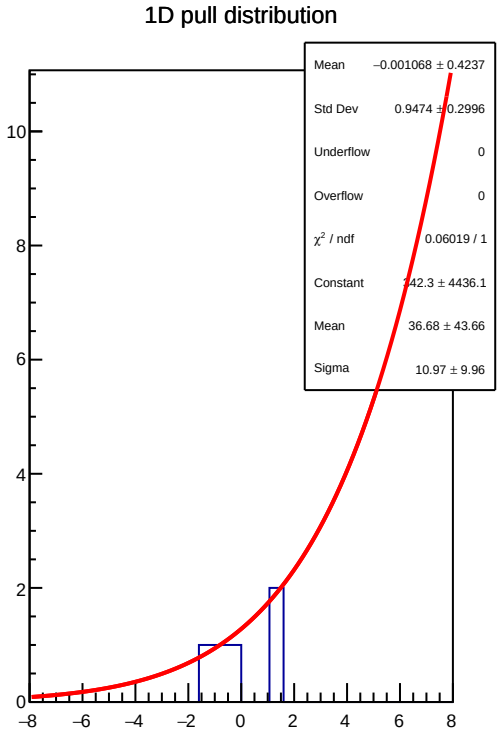
1D pull distribution
Mean −0.001068 ± 0.4237
Std Dev 0.9474 ± 0.2996
Underflow 0
Overflow 0
χ² / ndf 0.06019 / 1
Constant 142.3 ± 4436.1
Mean 36.68 ± 43.66
Sigma 10.97 ± 9.96
10
8
6
4
2
0
−8
−6
−4
−2
0
2
4
6
8

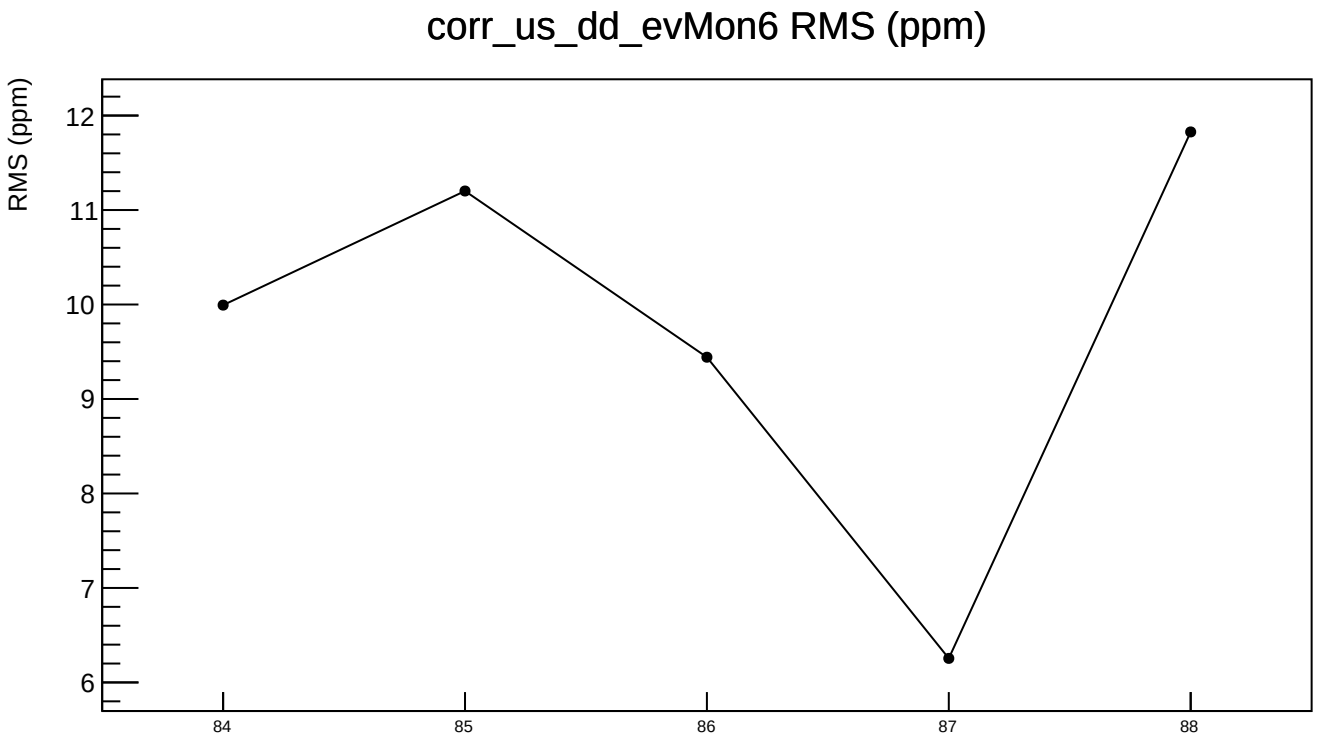
corr_us_dd_evMon6 RMS (ppm)
RMS (ppm)
12
11
10
9
8
7
6
84
85
86
87
88

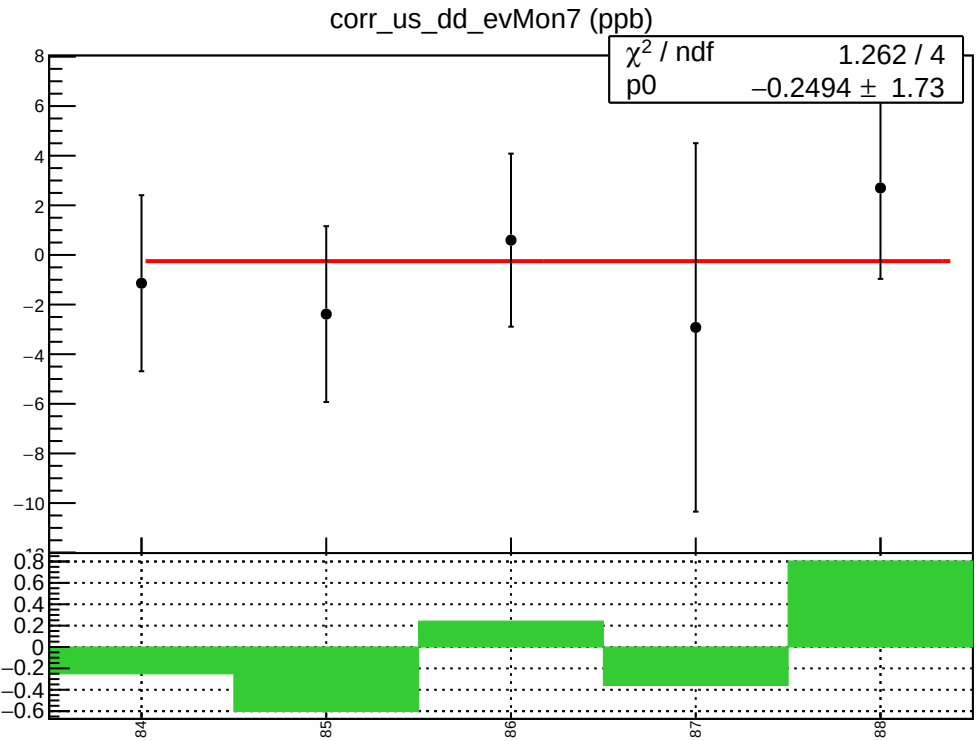
corr_us_dd_evMon7 (ppb)
χ² / ndf 1.262 / 4
p0 −0.2494 ± 1.73
84
85
86
87
88

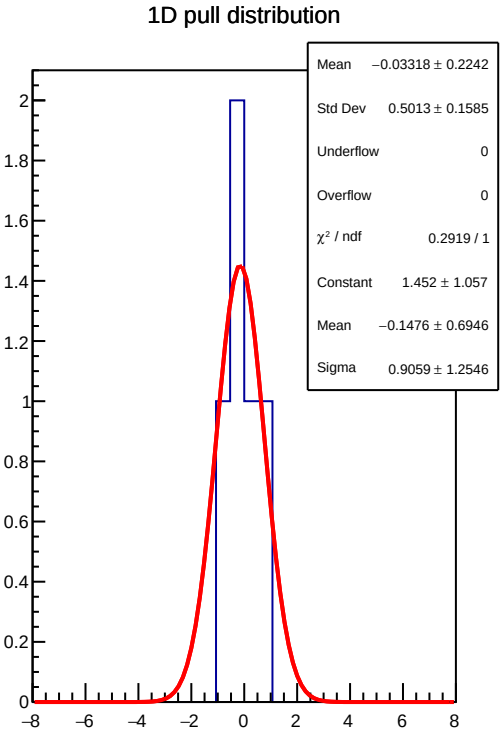
1D pull distribution
Mean −0.03318 ± 0.2242
Std Dev 0.5013 ± 0.1585
Underflow 0
Overflow 0
χ² / ndf 0.2919 / 1
Constant 1.452 ± 1.057
Mean −0.1476 ± 0.6946
Sigma 0.9059 ± 1.2546

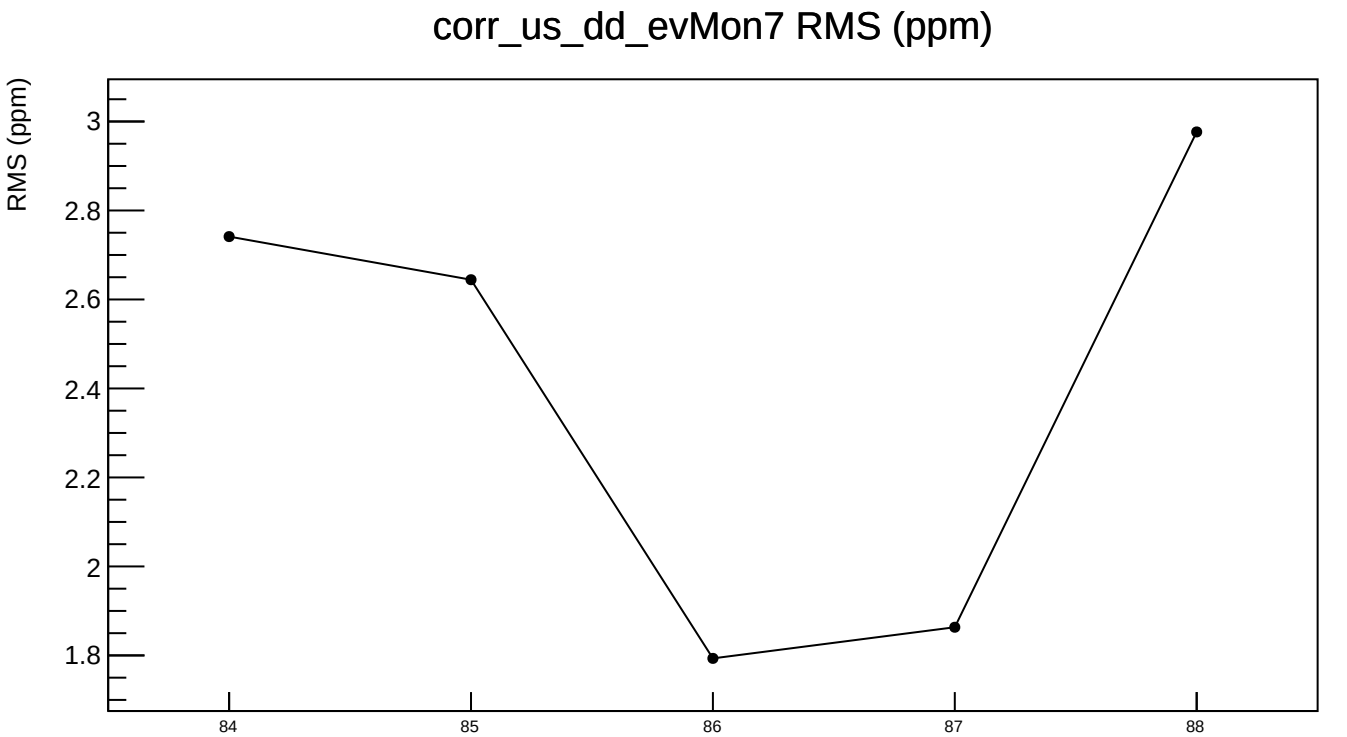
corr_us_dd_evMon7 RMS (ppm)
RMS (ppm)
3
2.8
2.6
2.4
2.2
2
1.8
84
85
86
87
88

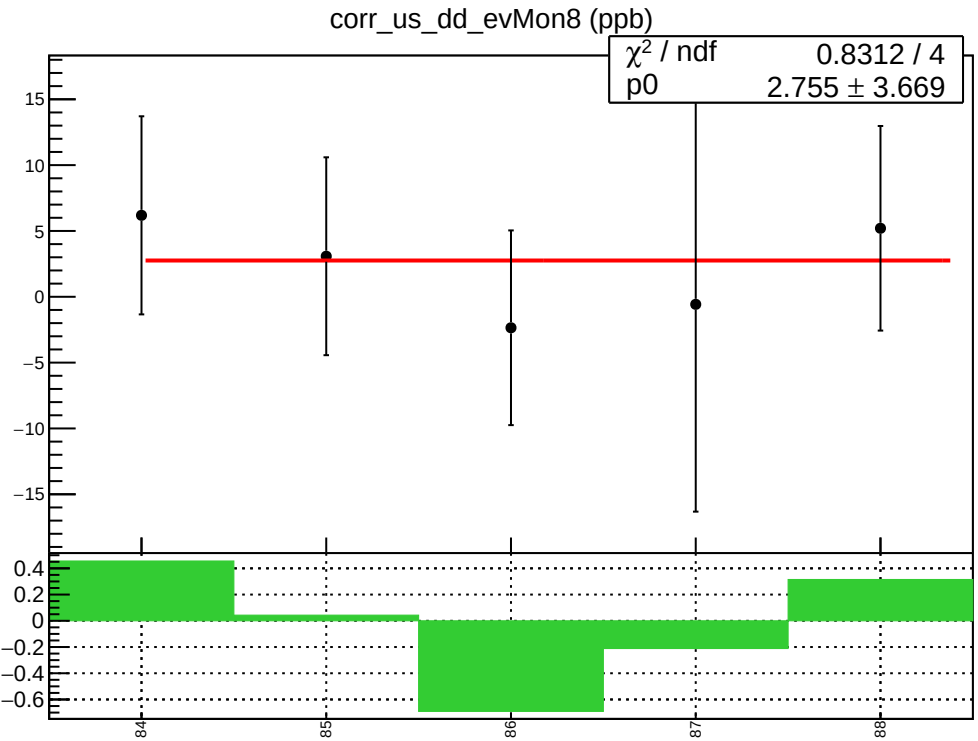
corr_us_dd_evMon8 (ppb)
χ² / ndf 0.8312 / 4
p0 2.755 ± 3.669
15
10
5
0
−5
−10
−15
0.4
0.2
0
−0.2
−0.4
−0.6
84
85
86
87
88

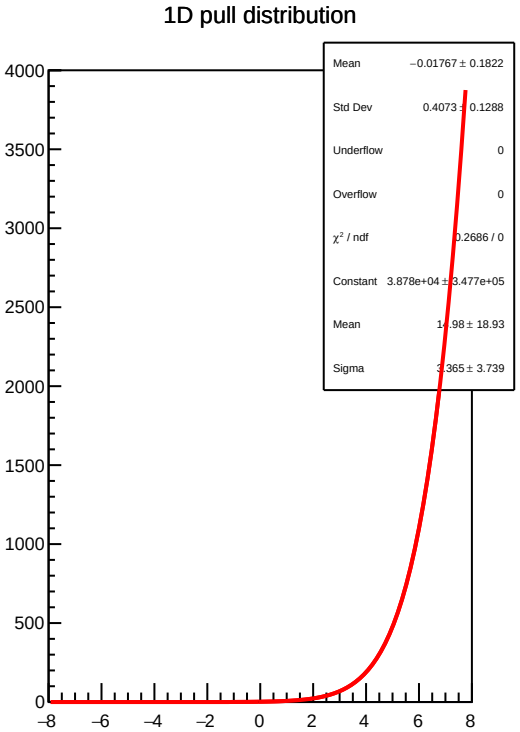
1D pull distribution
Mean −0.01767 ± 0.1822
Std Dev 0.4073 ± 0.1288
Underflow 0
Overflow 0
χ² / ndf 0.2686 / 0
Constant 3.878e+04 ± 3.477e+05
Mean 1[illegible].98 ± 18.93
Sigma 3.365 ± 3.739
4000
3500
3000
2500
2000
1500
1000
500
0
−8
−6
−4
−2
0
2
4
6
8

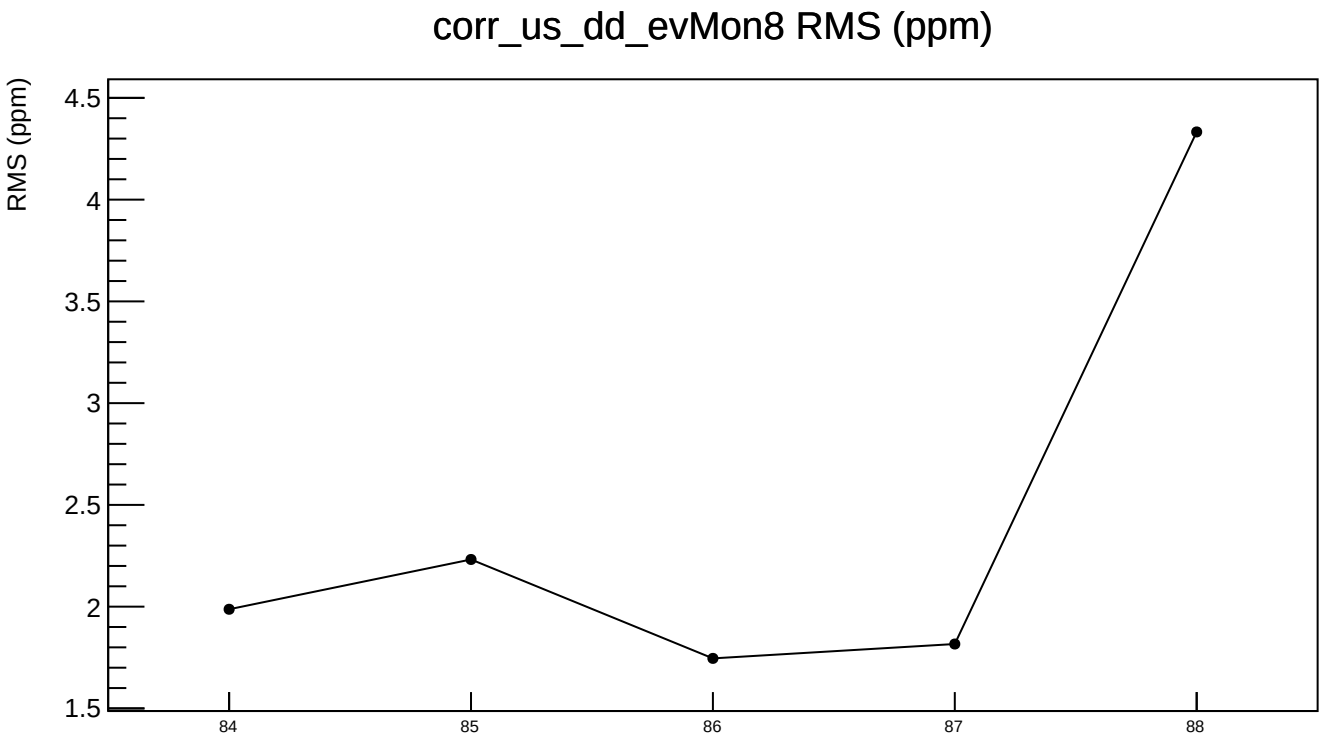
corr_us_dd_evMon8 RMS (ppm)
RMS (ppm)
4.5
4
3.5
3
2.5
2
1.5
84
85
86
87
88

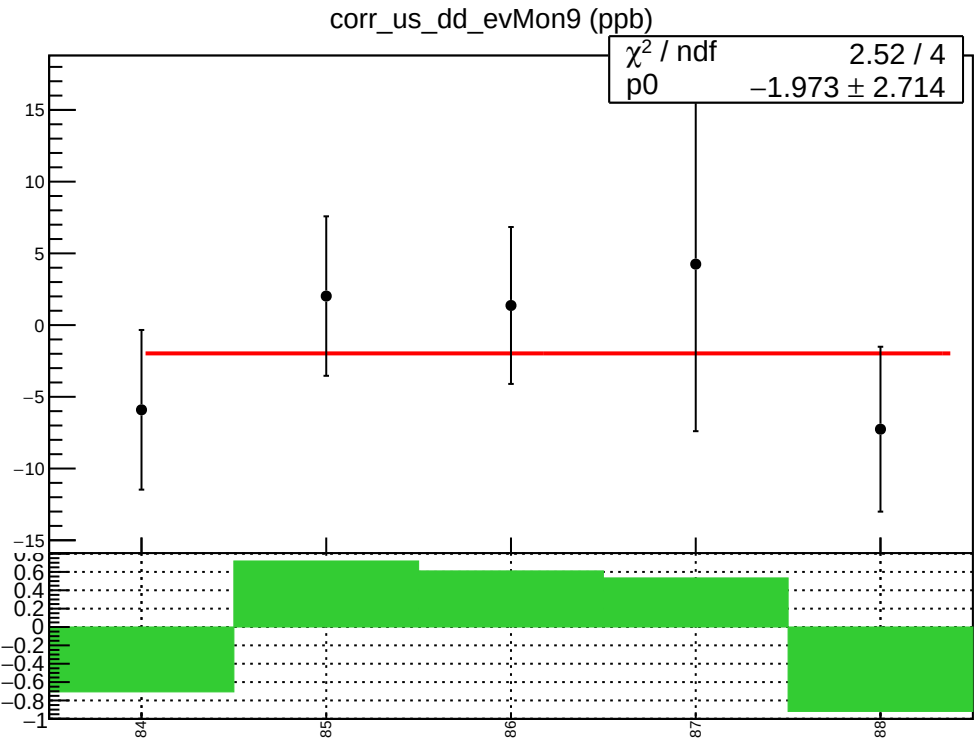
corr_us_dd_evMon9 (ppb)
χ² / ndf 2.52 / 4
p0 −1.973 ± 2.714
15
10
5
0
−5
−10
−15
0.8
0.6
0.4
0.2
0
−0.2
−0.4
−0.6
−0.8
−1
84
85
86
87
88

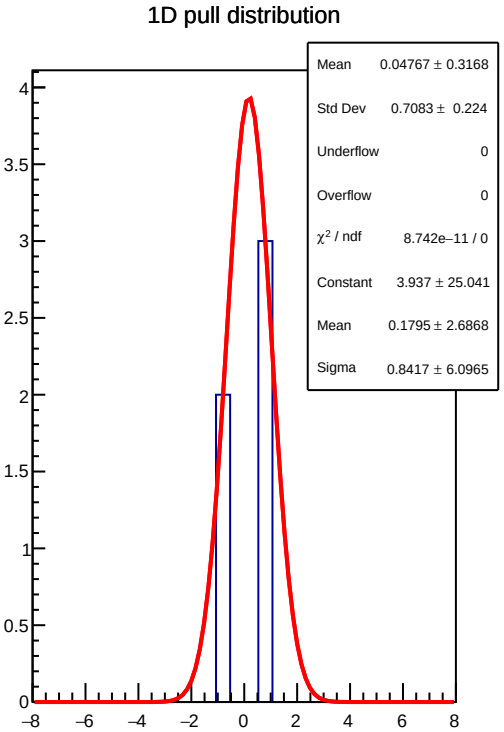
1D pull distribution
Mean 0.04767 ± 0.3168
Std Dev 0.7083 ± 0.224
Underflow 0
Overflow 0
χ² / ndf 8.742e−11 / 0
Constant 3.937 ± 25.041
Mean 0.1795 ± 2.6868
Sigma 0.8417 ± 6.0965
4
3.5
3
2.5
2
1.5
1
0.5
0
−8
−6
−4
−2
0
2
4
6
8

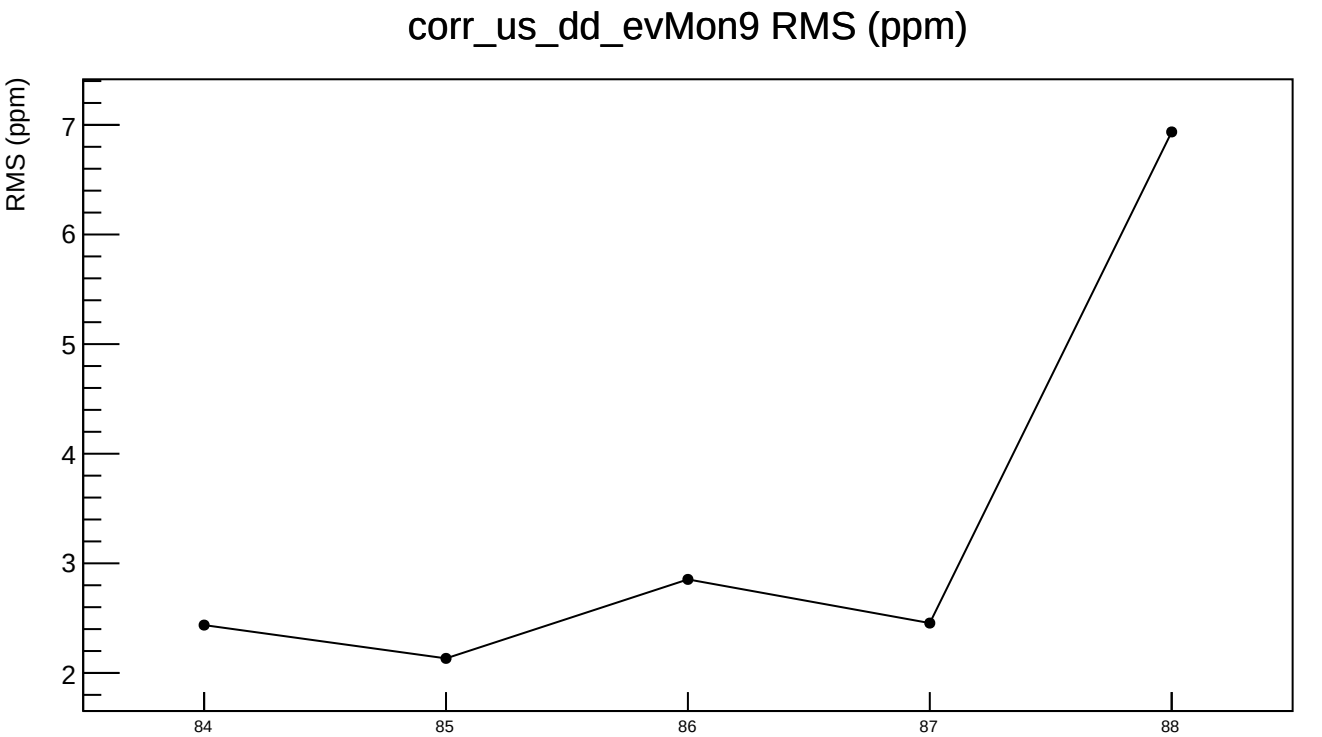
corr_us_dd_evMon9 RMS (ppm)
RMS (ppm)
7
6
5
4
3
2
84
85
86
87
88

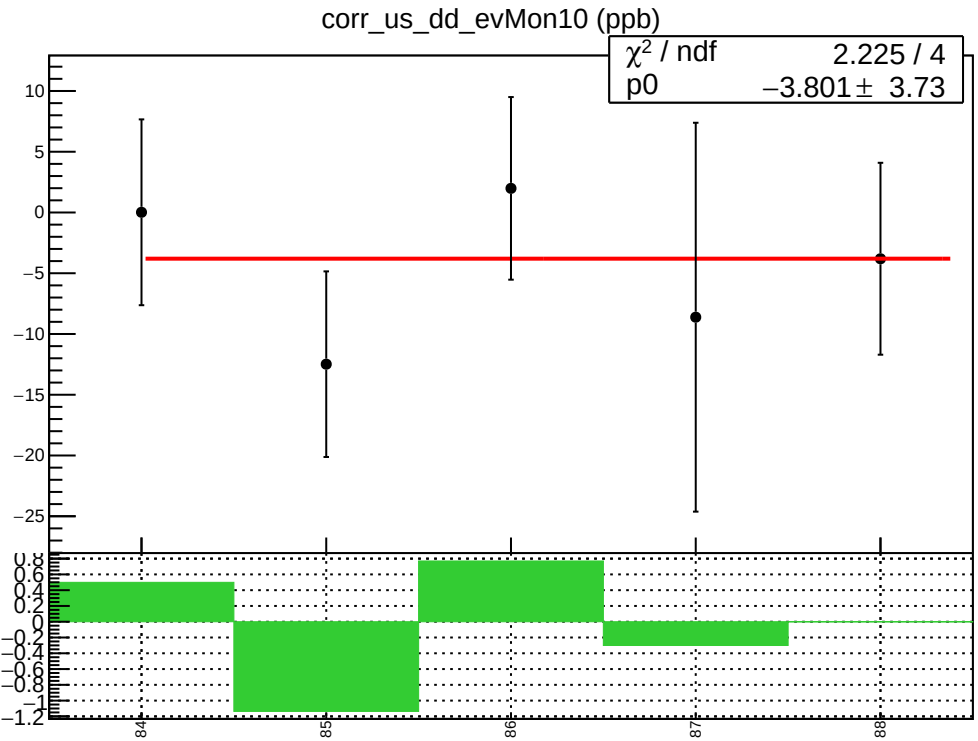
corr_us_dd_evMon10 (ppb)
χ² / ndf 2.225 / 4
p0 −3.801 ± 3.73
84
85
86
87
88

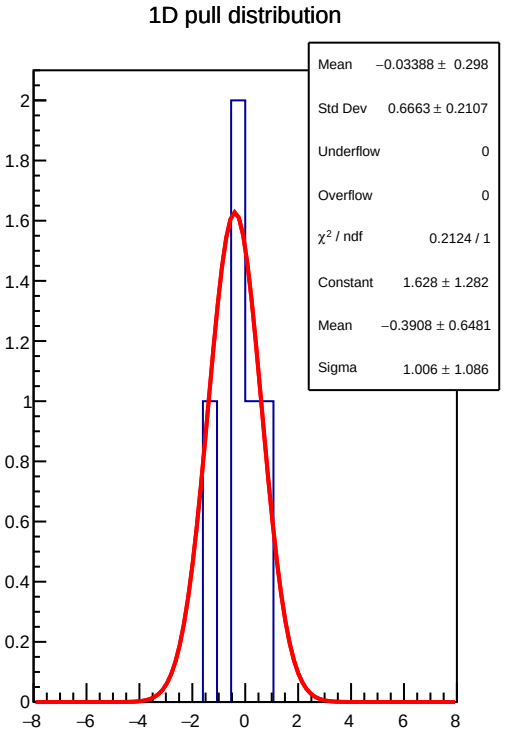
1D pull distribution
Mean −0.03388 ± 0.298
Std Dev 0.6663 ± 0.2107
Underflow 0
Overflow 0
χ² / ndf 0.2124 / 1
Constant 1.628 ± 1.282
Mean −0.3908 ± 0.6481
Sigma 1.006 ± 1.086

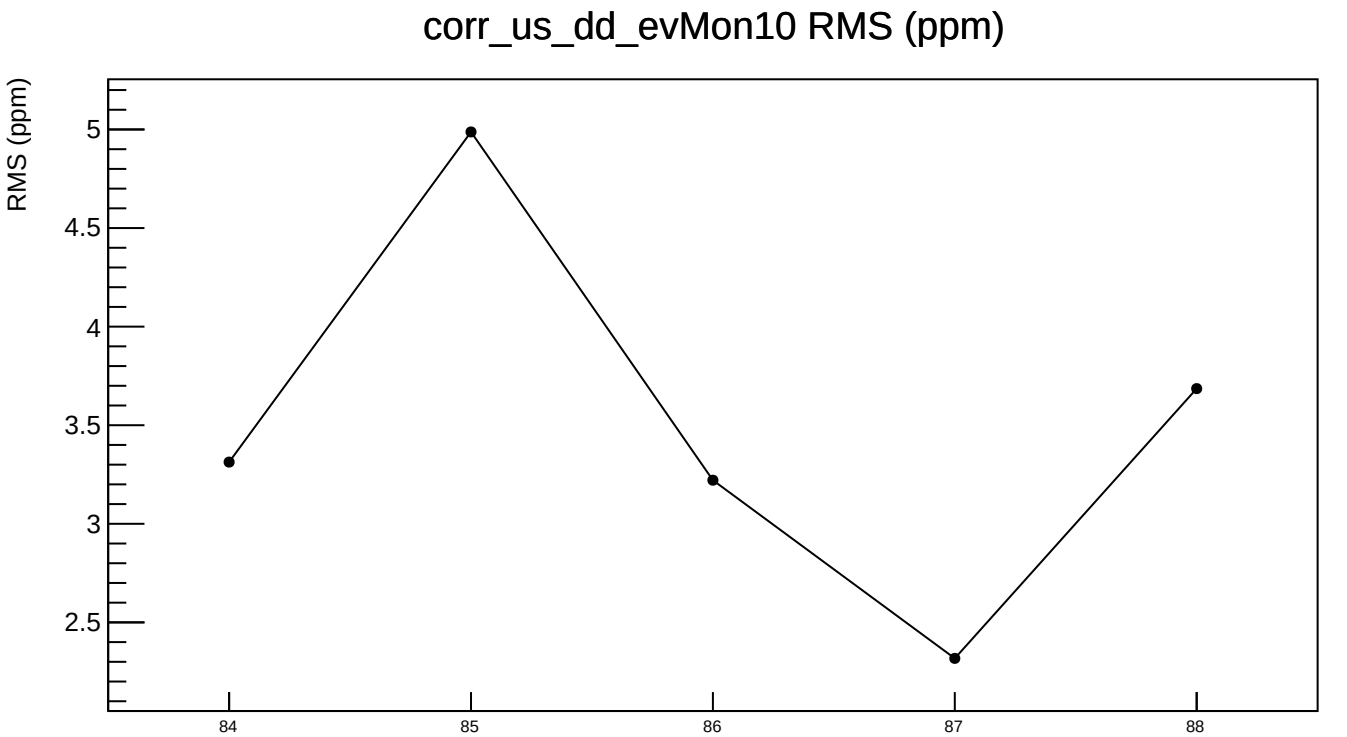
corr_us_dd_evMon10 RMS (ppm)
RMS (ppm)
5
4.5
4
3.5
3
2.5
84
85
86
87
88

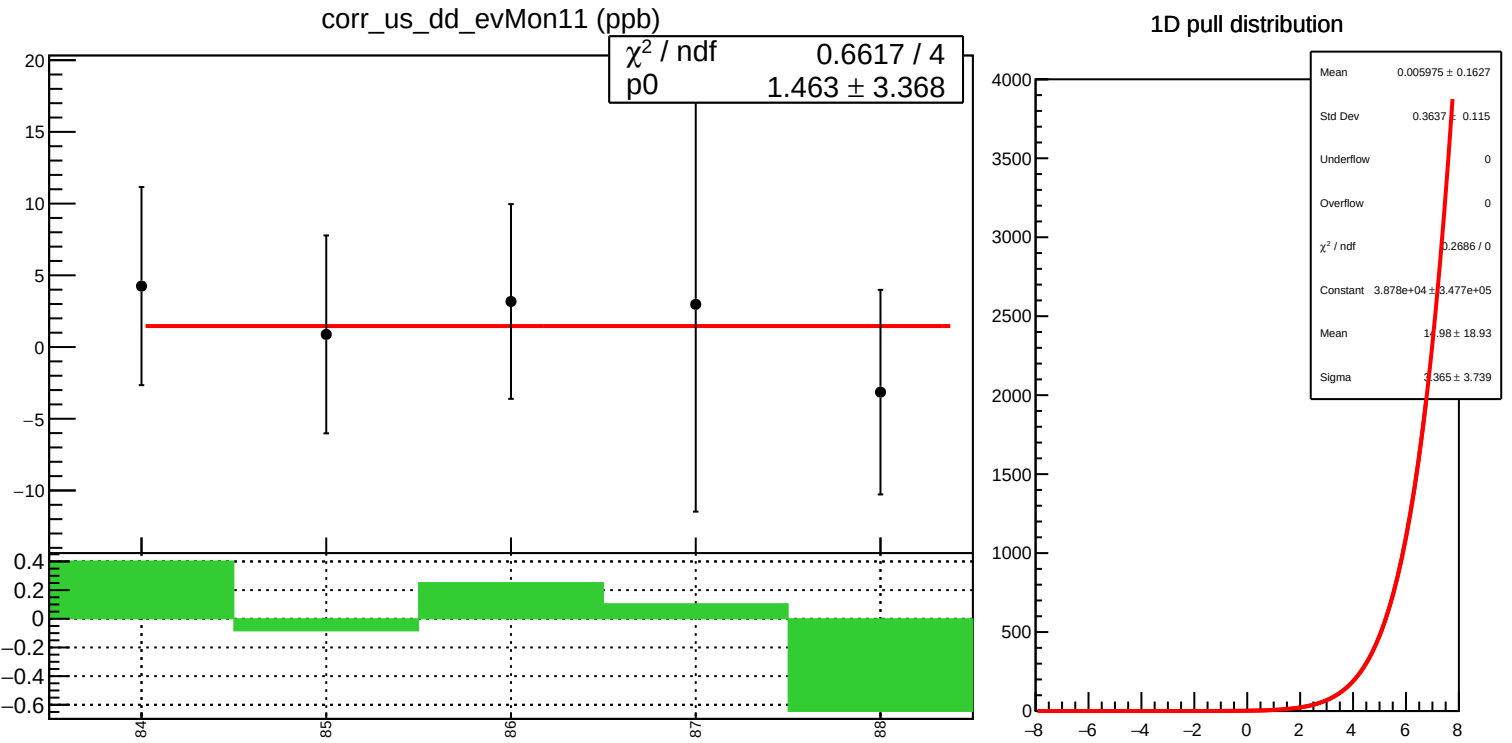
corr_us_dd_evMon11 (ppb)
χ² / ndf 0.6617 / 4
p0 1.463 ± 3.368
84
85
86
87
88
1D pull distribution
Mean 0.005975 ± 0.1627
Std Dev 0.3637 ± 0.115
Underflow 0
Overflow 0
χ² / ndf 0.2686 / 0
Constant 3.878e+04 ± 3.477e+05
Mean 14.98 ± 18.93
Sigma 3.365 ± 3.739

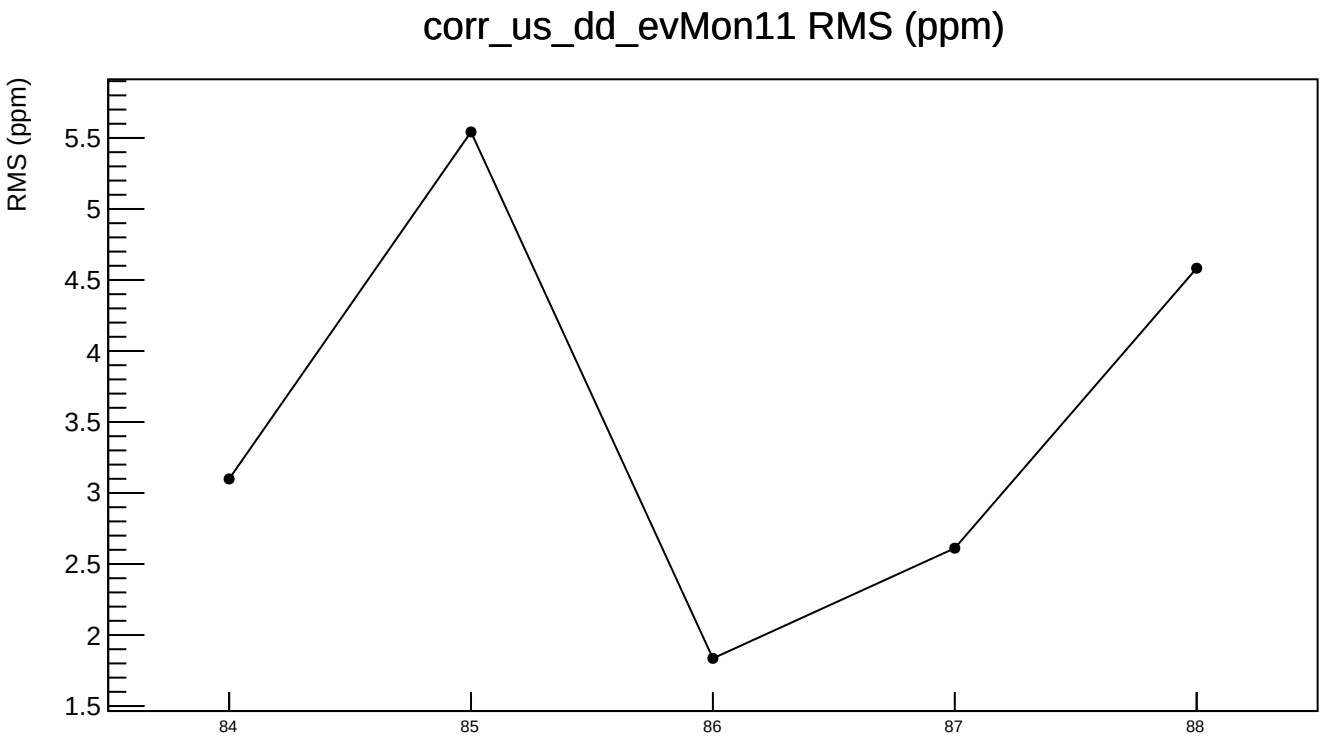
corr_us_dd_evMon11 RMS (ppm)
RMS (ppm)
5.5
5
4.5
4
3.5
3
2.5
2
1.5
84
85
86
87
88

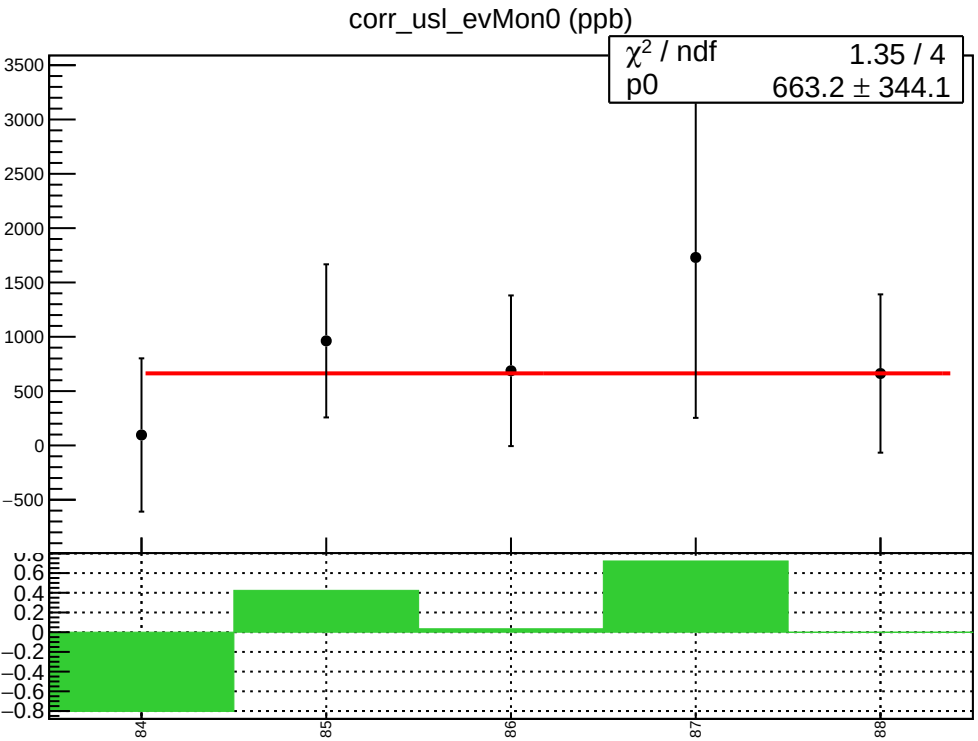
corr_usl_evMon0 (ppb)
χ² / ndf 1.35 / 4
p0 663.2 ± 344.1
3500
3000
2500
2000
1500
1000
500
0
−500
0.8
0.6
0.4
0.2
0
−0.2
−0.4
−0.6
−0.8
84
85
86
87
88

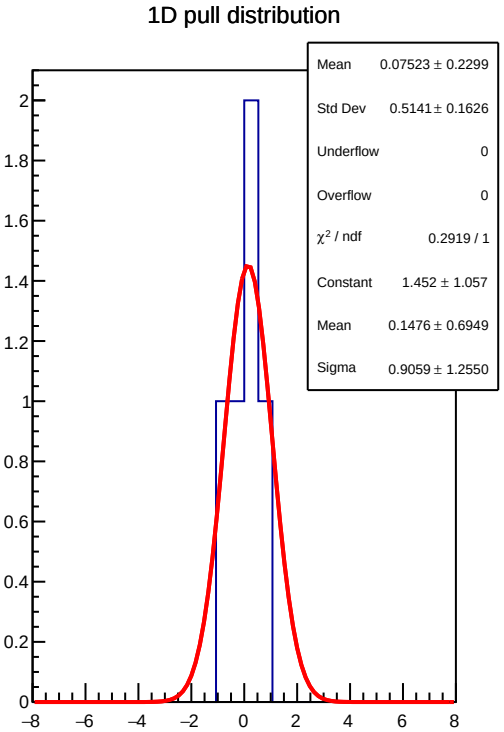
1D pull distribution
Mean 0.07523 ± 0.2299
Std Dev 0.5141 ± 0.1626
Underflow 0
Overflow 0
χ² / ndf 0.2919 / 1
Constant 1.452 ± 1.057
Mean 0.1476 ± 0.6949
Sigma 0.9059 ± 1.2550
2
1.8
1.6
1.4
1.2
1
0.8
0.6
0.4
0.2
0
−8
−6
−4
−2
0
2
4
6
8

corr_usl_evMon0 RMS (ppm)

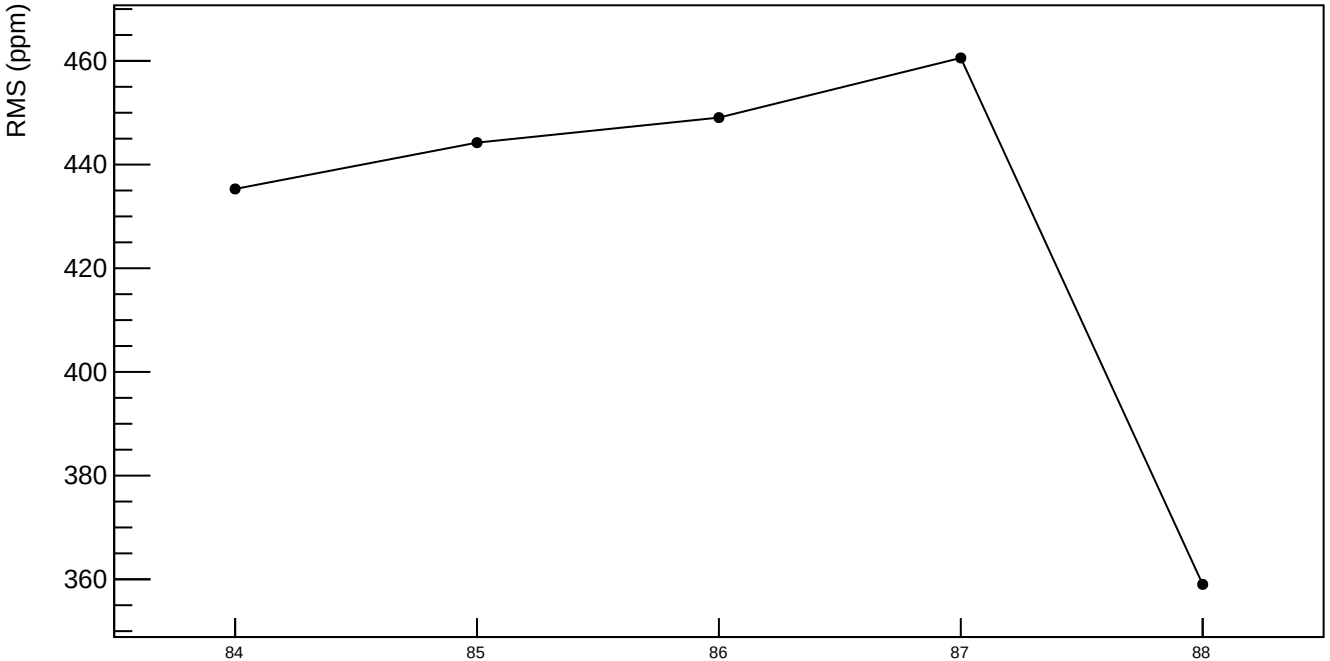

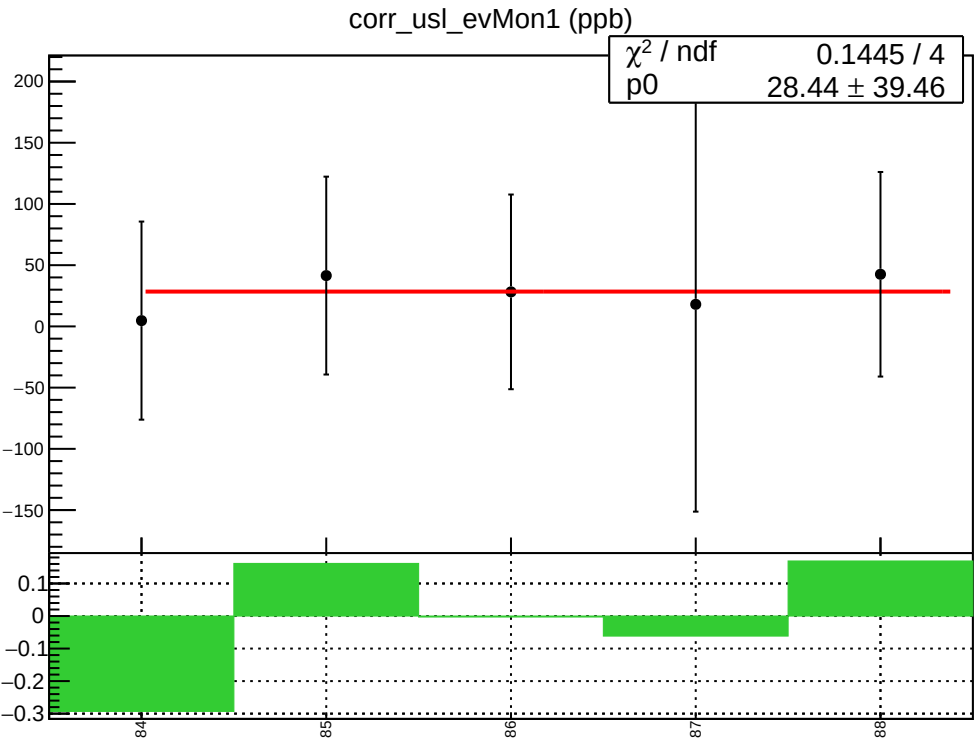
corr_usl_evMon1 (ppb)
χ² / ndf 0.1445 / 4
p0 28.44 ± 39.46
200
150
100
50
0
−50
−100
−150
0.1
0
−0.1
−0.2
−0.3
84
85
86
87
88

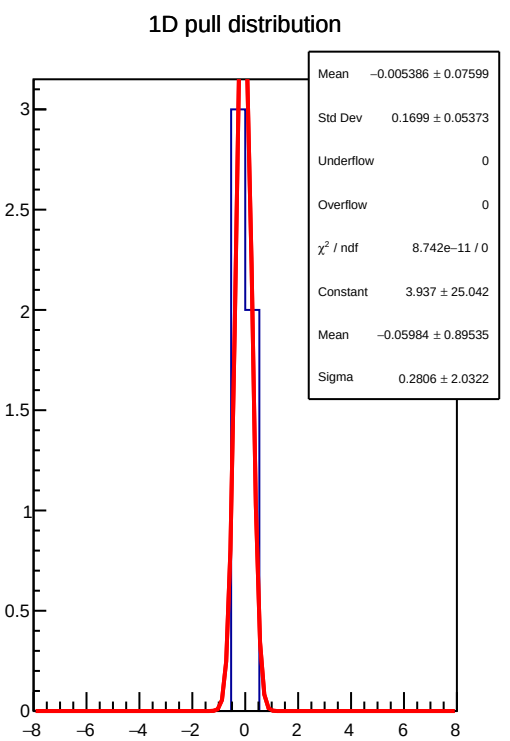
1D pull distribution
Mean −0.005386 ± 0.07599
Std Dev 0.1699 ± 0.05373
Underflow 0
Overflow 0
χ² / ndf 8.742e−11 / 0
Constant 3.937 ± 25.042
Mean −0.05984 ± 0.89535
Sigma 0.2806 ± 2.0322
3
2.5
2
1.5
1
0.5
0
−8
−6
−4
−2
0
2
4
6
8

corr_usl_evMon1 RMS (ppm)

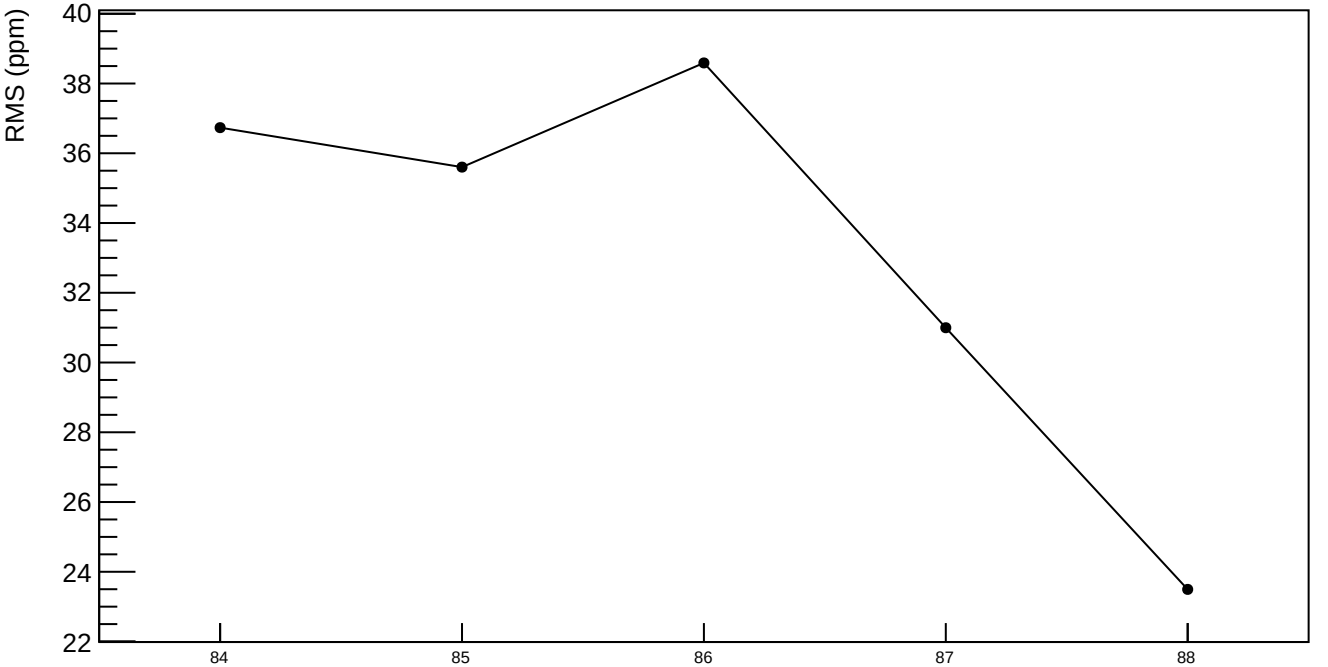

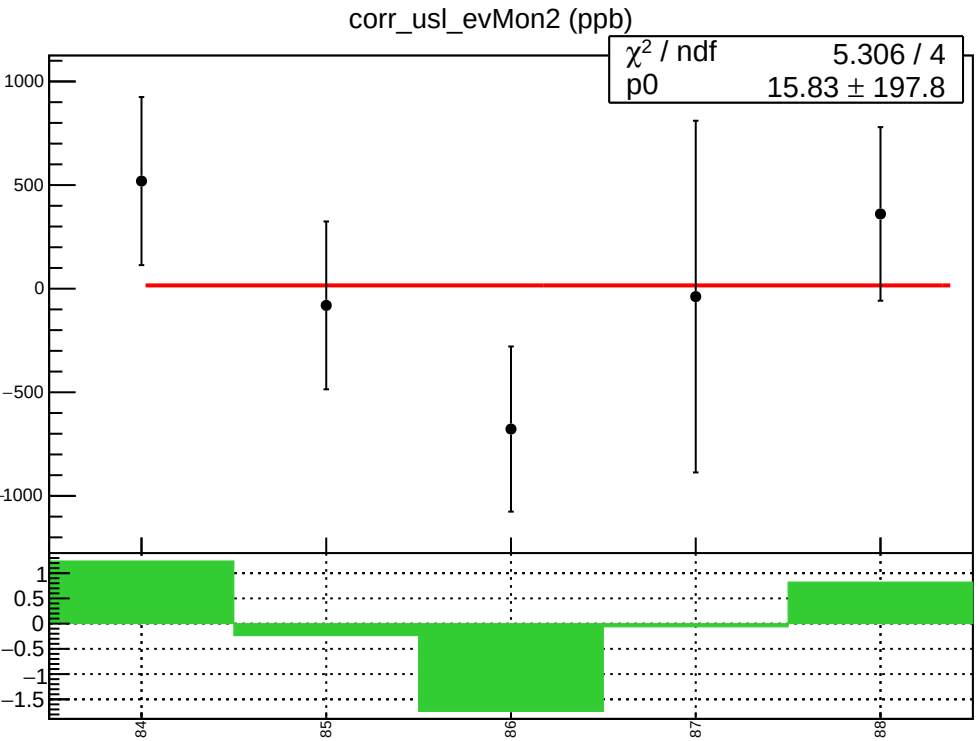
corr_usl_evMon2 (ppb)
χ² / ndf 5.306 / 4
p0 15.83 ± 197.8
1000
500
0
−500
−1000
1
0.5
0
−0.5
−1
−1.5
84
85
86
87
88

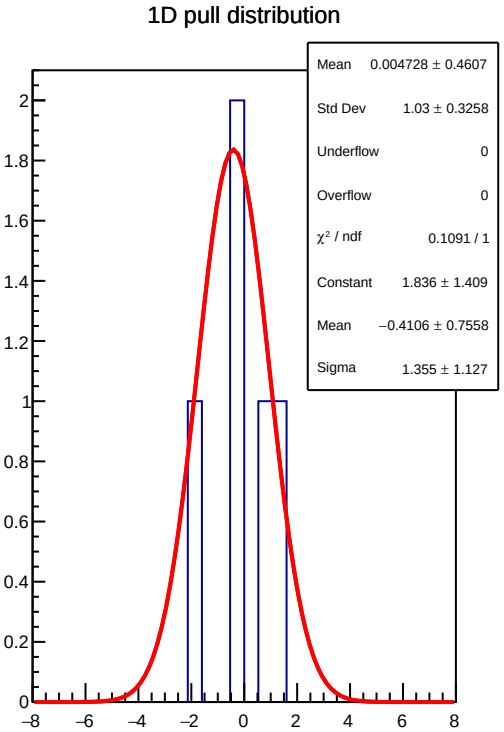
1D pull distribution
Mean 0.004728 ± 0.4607
Std Dev 1.03 ± 0.3258
Underflow 0
Overflow 0
χ² / ndf 0.1091 / 1
Constant 1.836 ± 1.409
Mean −0.4106 ± 0.7558
Sigma 1.355 ± 1.127
2
1.8
1.6
1.4
1.2
1
0.8
0.6
0.4
0.2
0
−8
−6
−4
−2
0
2
4
6
8

corr_usl_evMon2 RMS (ppm)

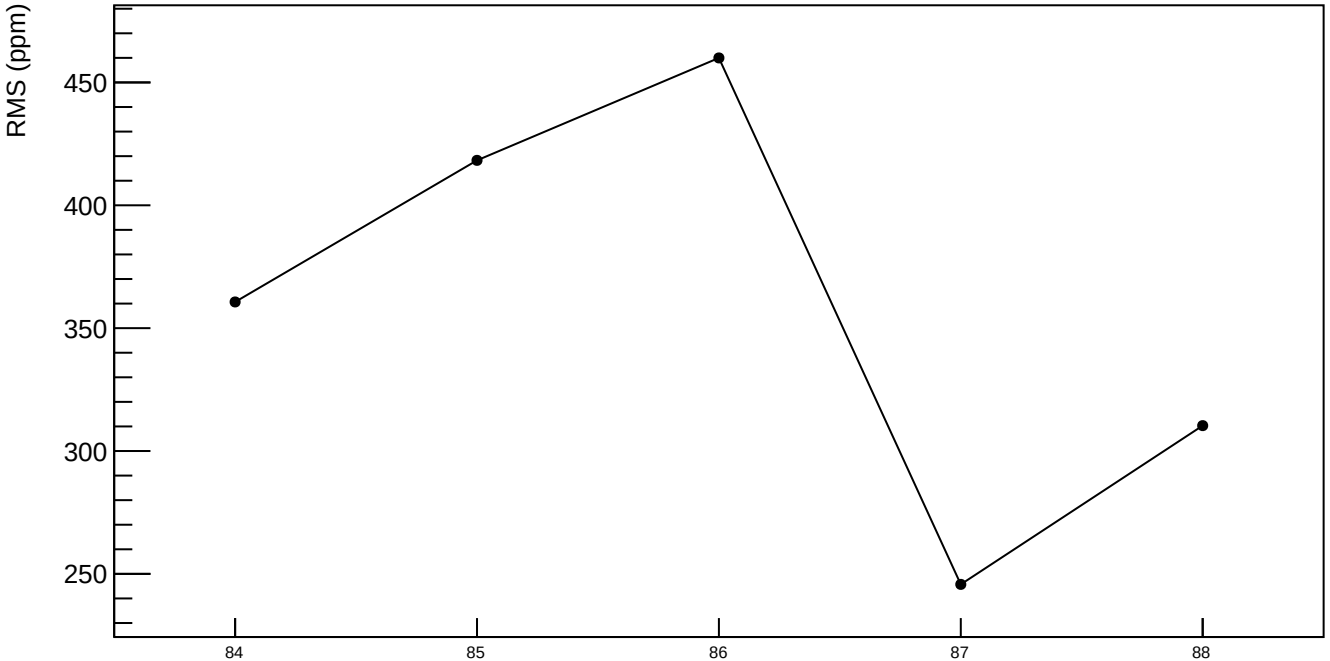

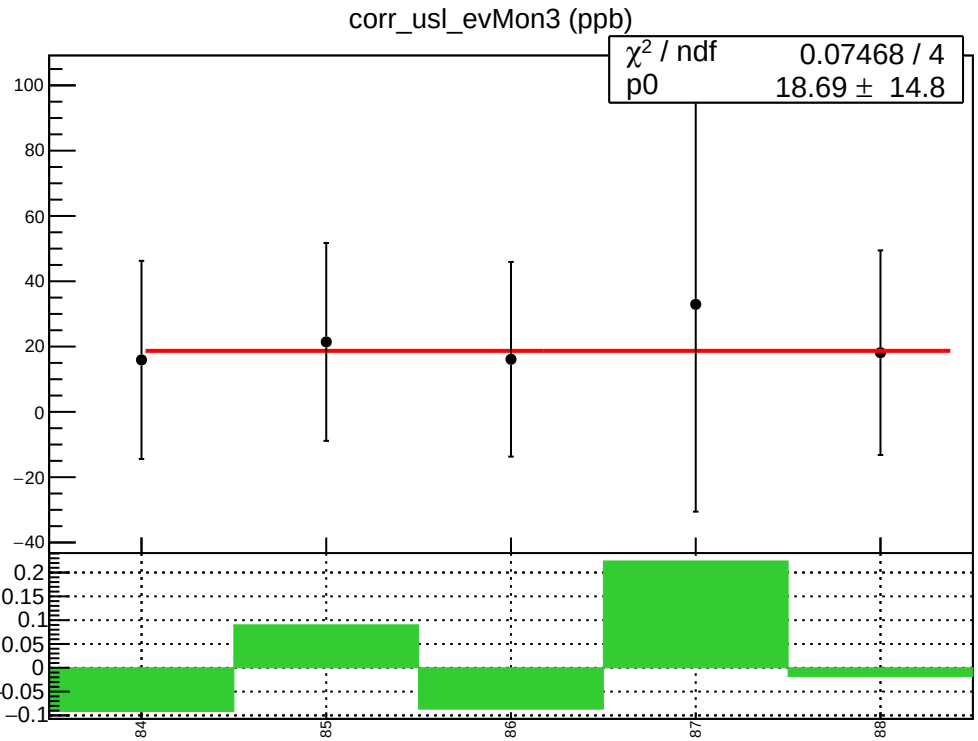
corr_usl_evMon3 (ppb)
χ² / ndf 0.07468 / 4
p0 18.69 ± 14.8
100
80
60
40
20
0
−20
−40
0.2
0.15
0.1
0.05
0
−0.05
−0.1
84
85
86
87
88

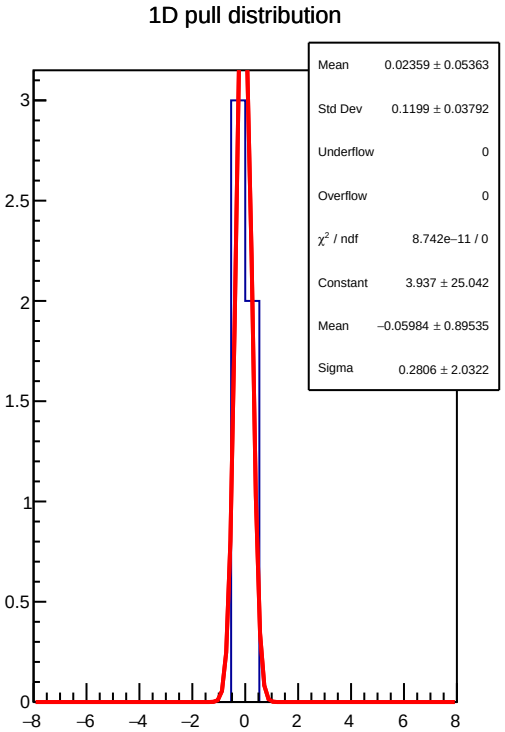
1D pull distribution
Mean 0.02359 ± 0.05363
Std Dev 0.1199 ± 0.03792
Underflow 0
Overflow 0
χ² / ndf 8.742e−11 / 0
Constant 3.937 ± 25.042
Mean −0.05984 ± 0.89535
Sigma 0.2806 ± 2.0322
3
2.5
2
1.5
1
0.5
0
−8
−6
−4
−2
0
2
4
6
8

corr_usl_evMon3 RMS (ppm)

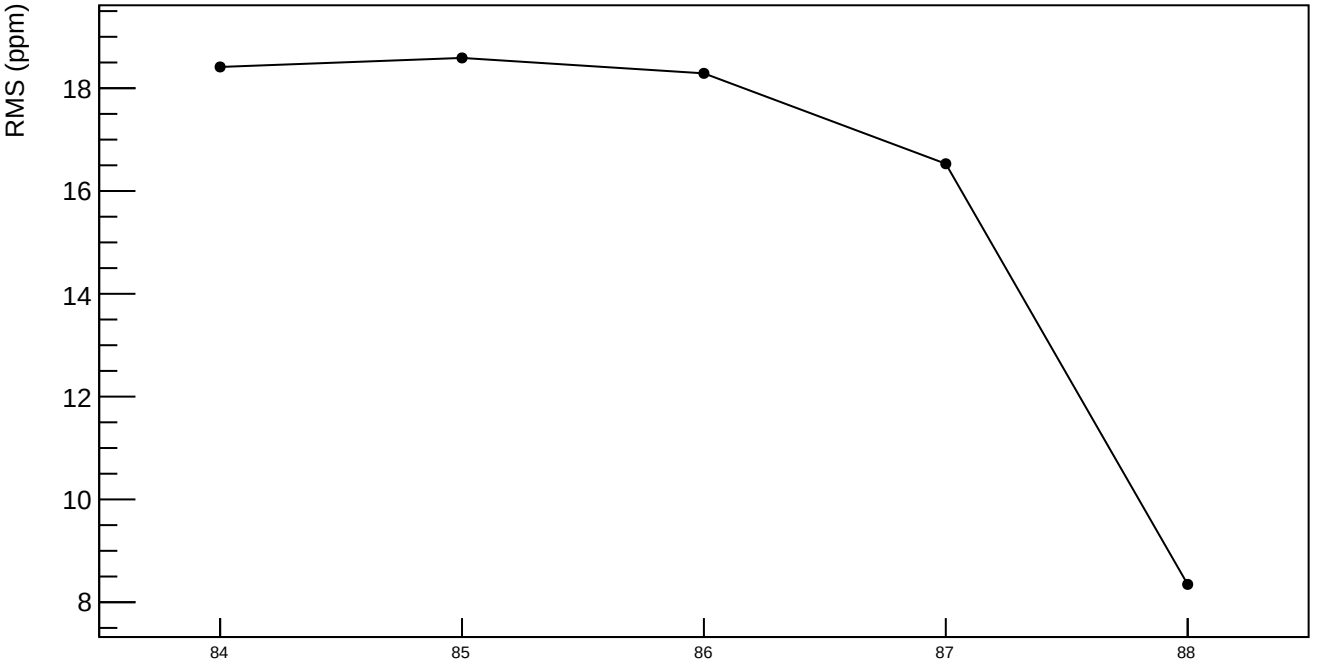

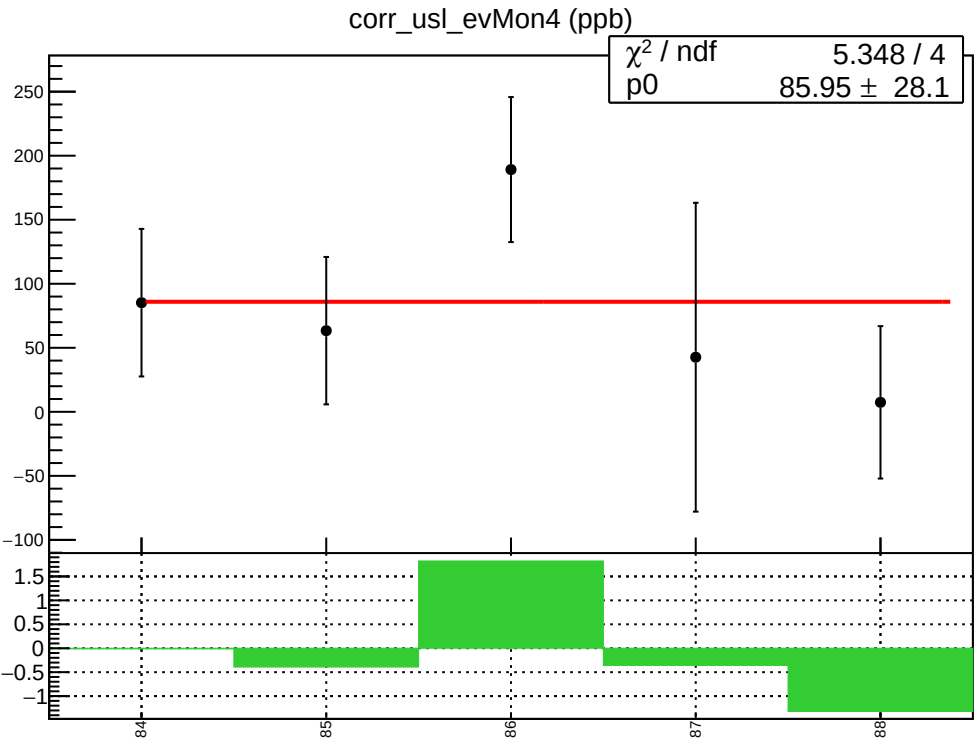
corr_usl_evMon4 (ppb)
χ² / ndf 5.348 / 4
p0 85.95 ± 28.1
250
200
150
100
50
0
−50
−100
1.5
1
0.5
0
−0.5
−1
84
85
86
87
88

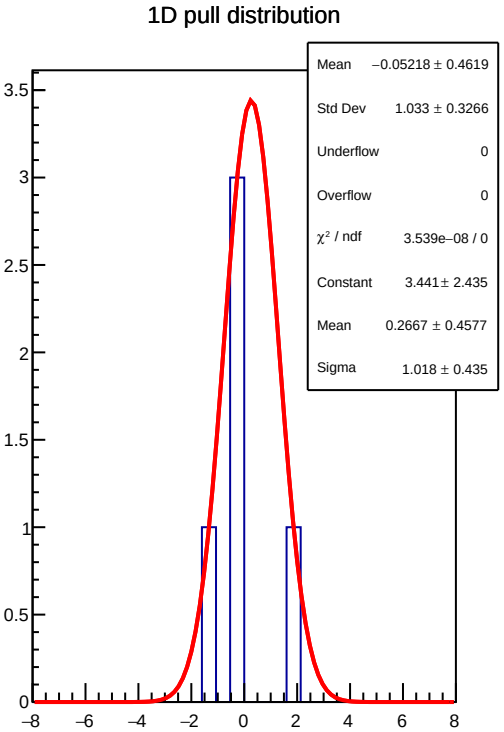
1D pull distribution
Mean −0.05218 ± 0.4619
Std Dev 1.033 ± 0.3266
Underflow 0
Overflow 0
χ² / ndf 3.539e−08 / 0
Constant 3.441 ± 2.435
Mean 0.2667 ± 0.4577
Sigma 1.018 ± 0.435
3.5
3
2.5
2
1.5
1
0.5
0
−8
−6
−4
−2
0
2
4
6
8

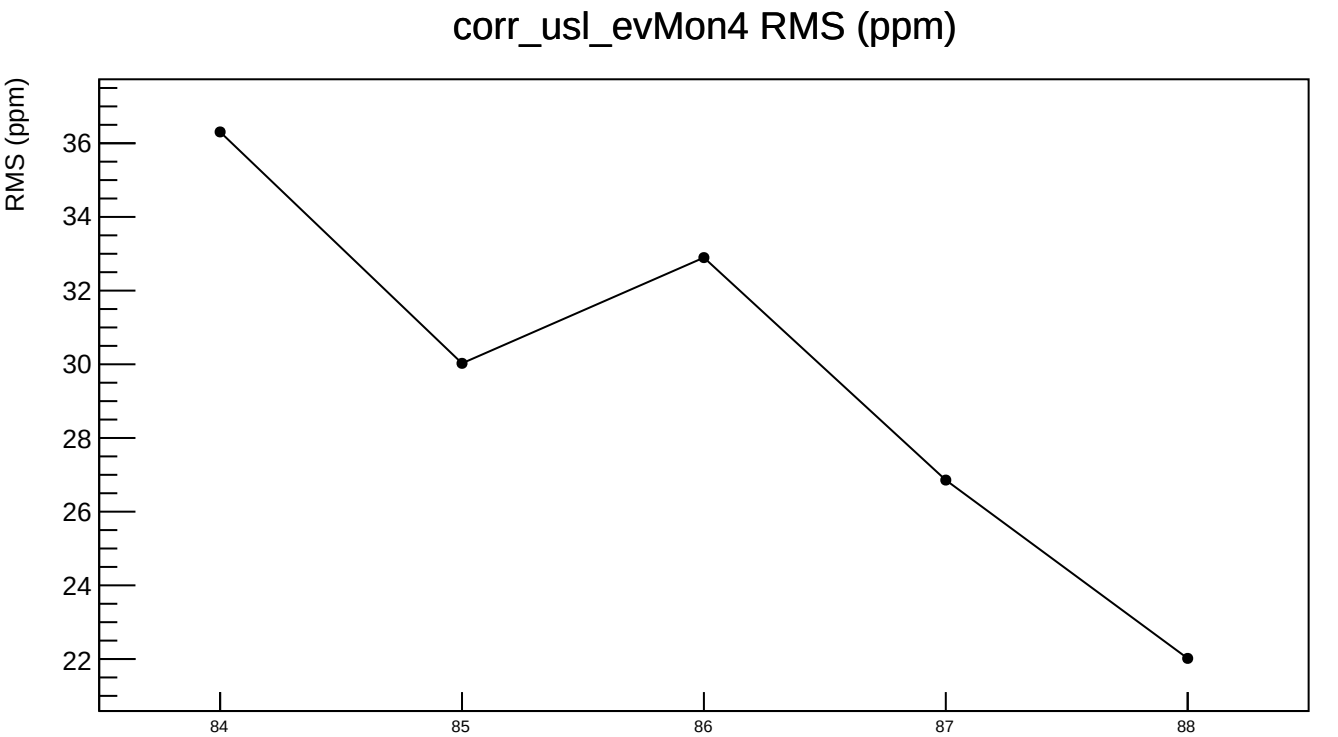
corr_usl_evMon4 RMS (ppm)
RMS (ppm)
36
34
32
30
28
26
24
22
84
85
86
87
88

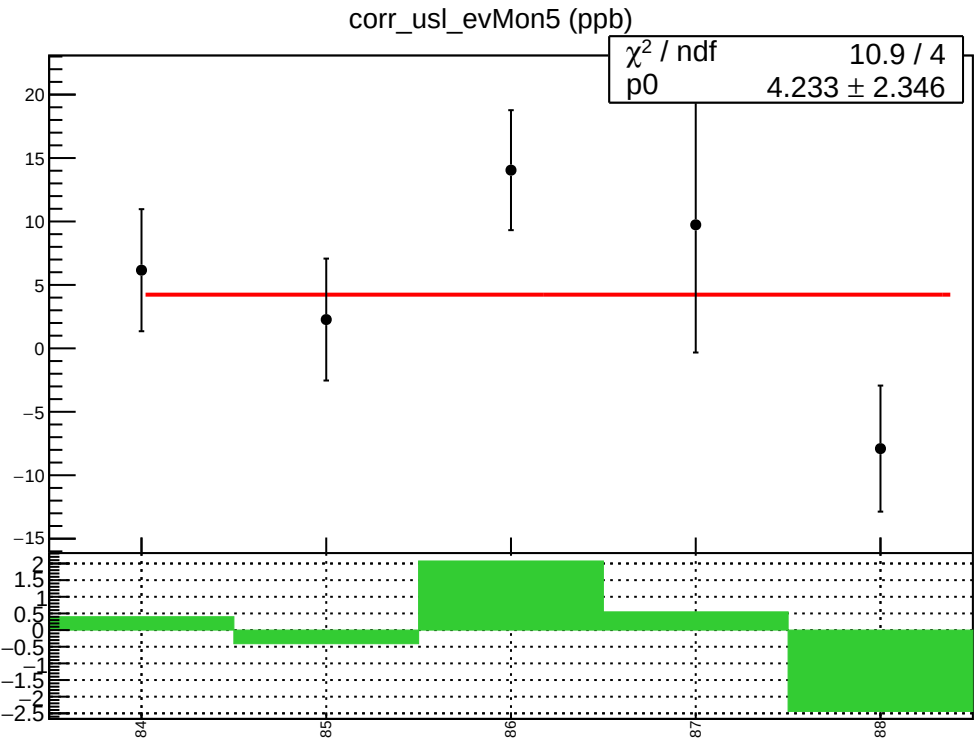
corr_usl_evMon5 (ppb)
χ² / ndf 10.9 / 4
p0 4.233 ± 2.346
20
15
10
5
0
−5
−10
−15
2
1.5
1
0.5
0
−0.5
−1
−1.5
−2
−2.5
84
85
86
87
88

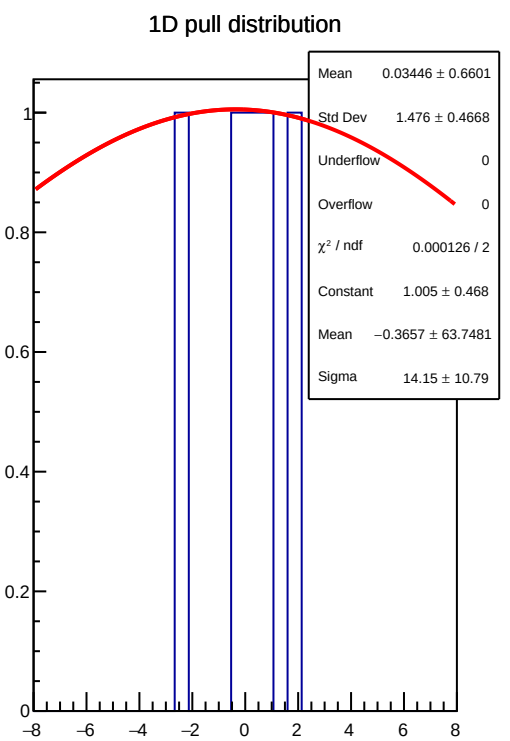
1D pull distribution
Mean 0.03446 ± 0.6601
Std Dev 1.476 ± 0.4668
Underflow 0
Overflow 0
χ² / ndf 0.000126 / 2
Constant 1.005 ± 0.468
Mean −0.3657 ± 63.7481
Sigma 14.15 ± 10.79
1
0.8
0.6
0.4
0.2
0
−8
−6
−4
−2
0
2
4
6
8

corr_usl_evMon5 RMS (ppm)

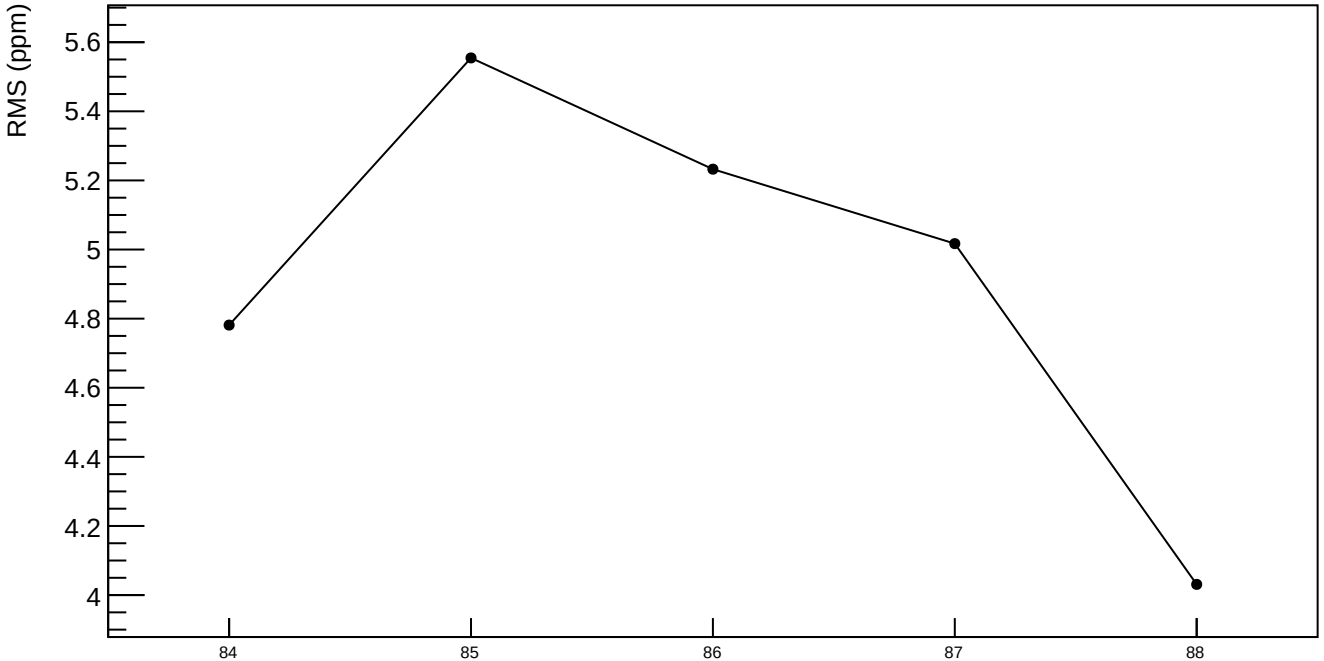

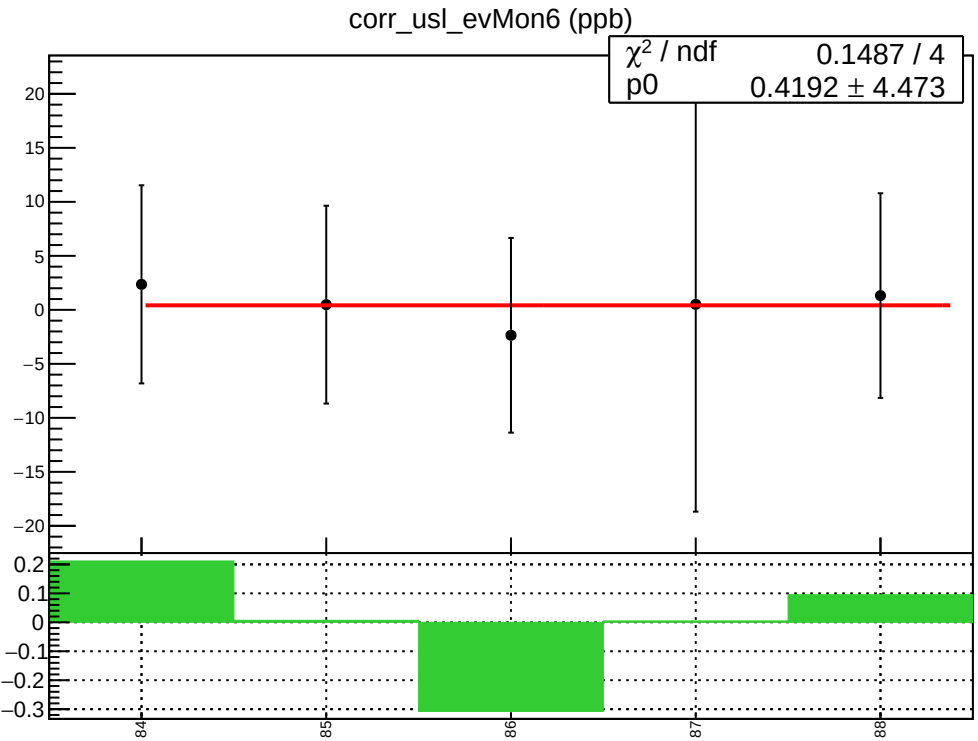
corr_usl_evMon6 (ppb)
χ² / ndf 0.1487 / 4
p0 0.4192 ± 4.473
20
15
10
5
0
−5
−10
−15
−20
0.2
0.1
0
−0.1
−0.2
−0.3
84
85
86
87
88

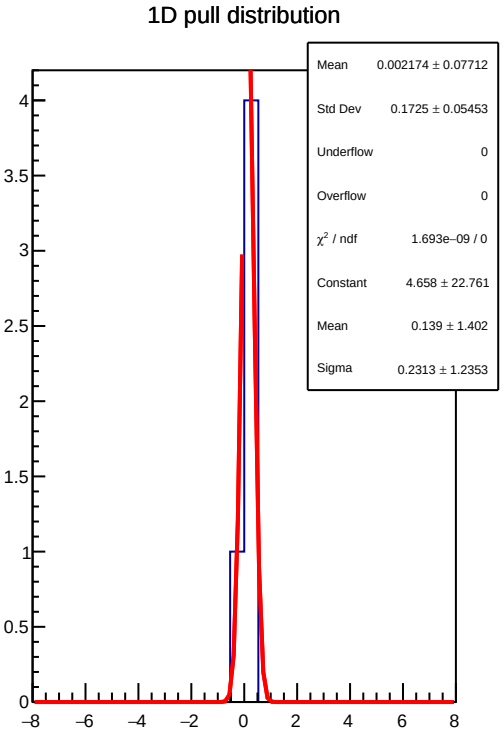
1D pull distribution
Mean 0.002174 ± 0.07712
Std Dev 0.1725 ± 0.05453
Underflow 0
Overflow 0
χ² / ndf 1.693e−09 / 0
Constant 4.658 ± 22.761
Mean 0.139 ± 1.402
Sigma 0.2313 ± 1.2353
4
3.5
3
2.5
2
1.5
1
0.5
0
−8
−6
−4
−2
0
2
4
6
8

corr_usl_evMon6 RMS (ppm)

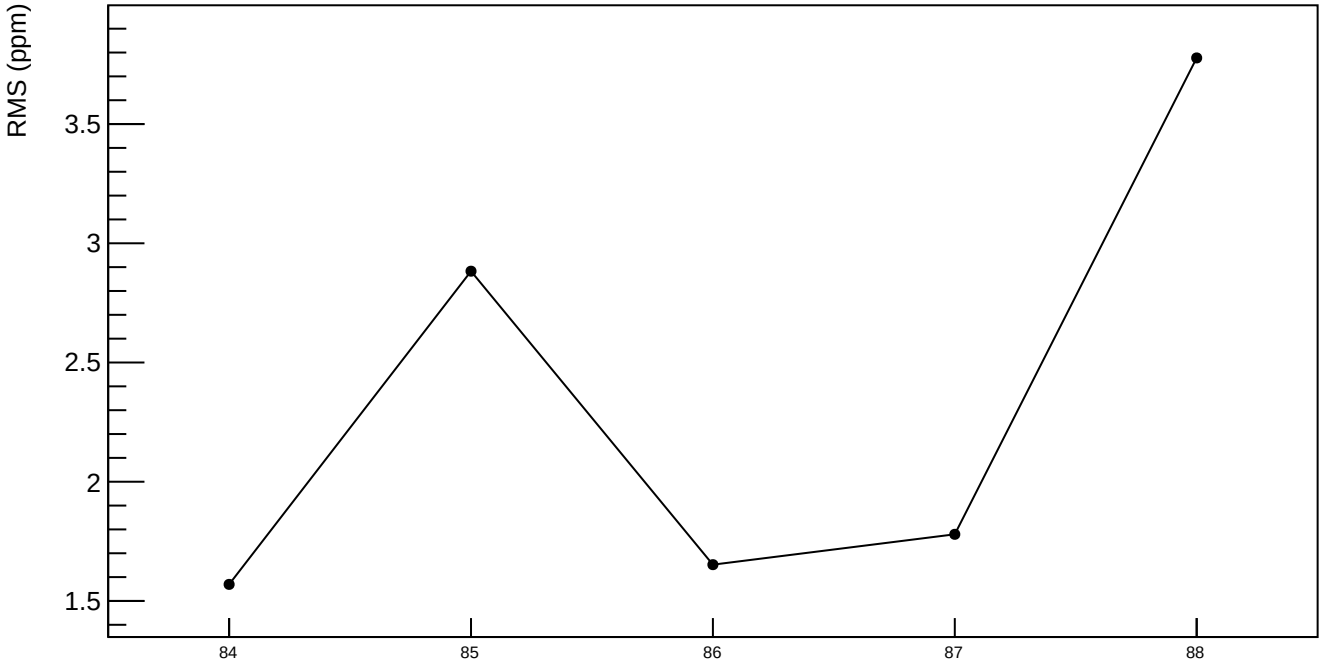

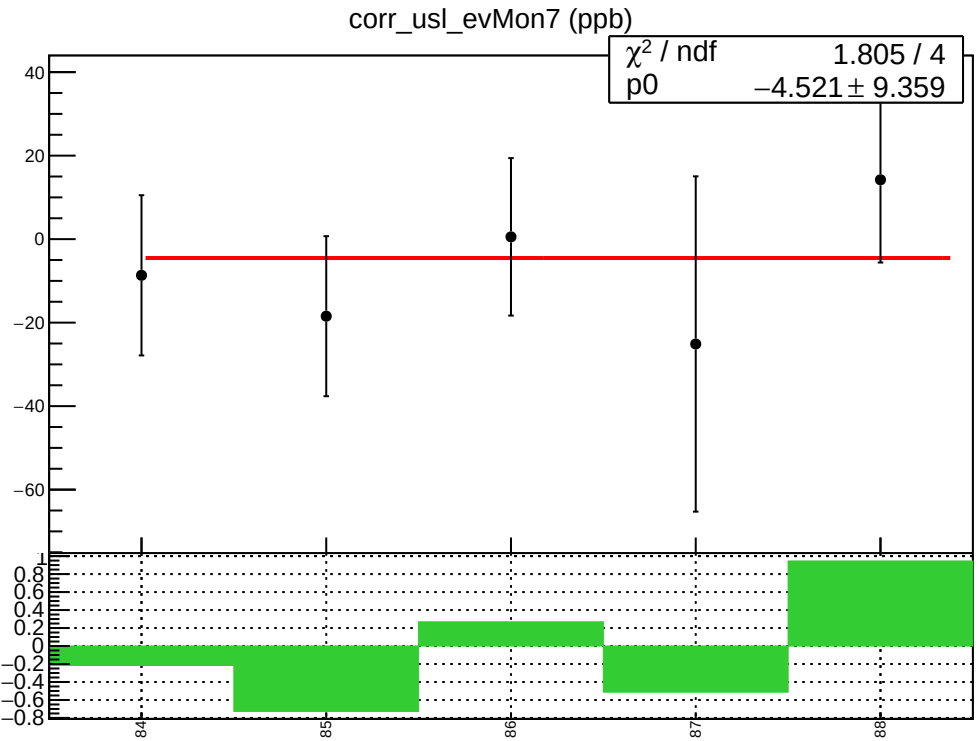
corr_usl_evMon7 (ppb)
χ² / ndf 1.805 / 4
p0 −4.521 ± 9.359
40
20
0
−20
−40
−60
1
0.8
0.6
0.4
0.2
0
−0.2
−0.4
−0.6
−0.8
84
85
86
87
88

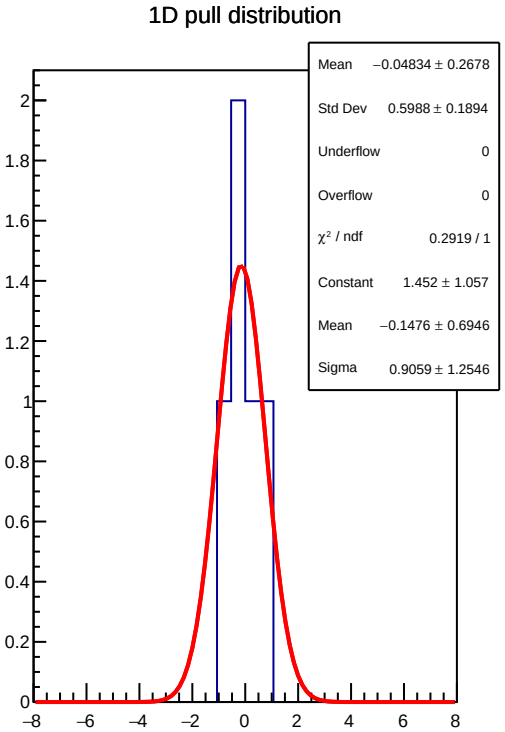
1D pull distribution
Mean −0.04834 ± 0.2678
Std Dev 0.5988 ± 0.1894
Underflow 0
Overflow 0
χ² / ndf 0.2919 / 1
Constant 1.452 ± 1.057
Mean −0.1476 ± 0.6946
Sigma 0.9059 ± 1.2546
2
1.8
1.6
1.4
1.2
1
0.8
0.6
0.4
0.2
0
−8
−6
−4
−2
0
2
4
6
8

corr_usl_evMon7 RMS (ppm)

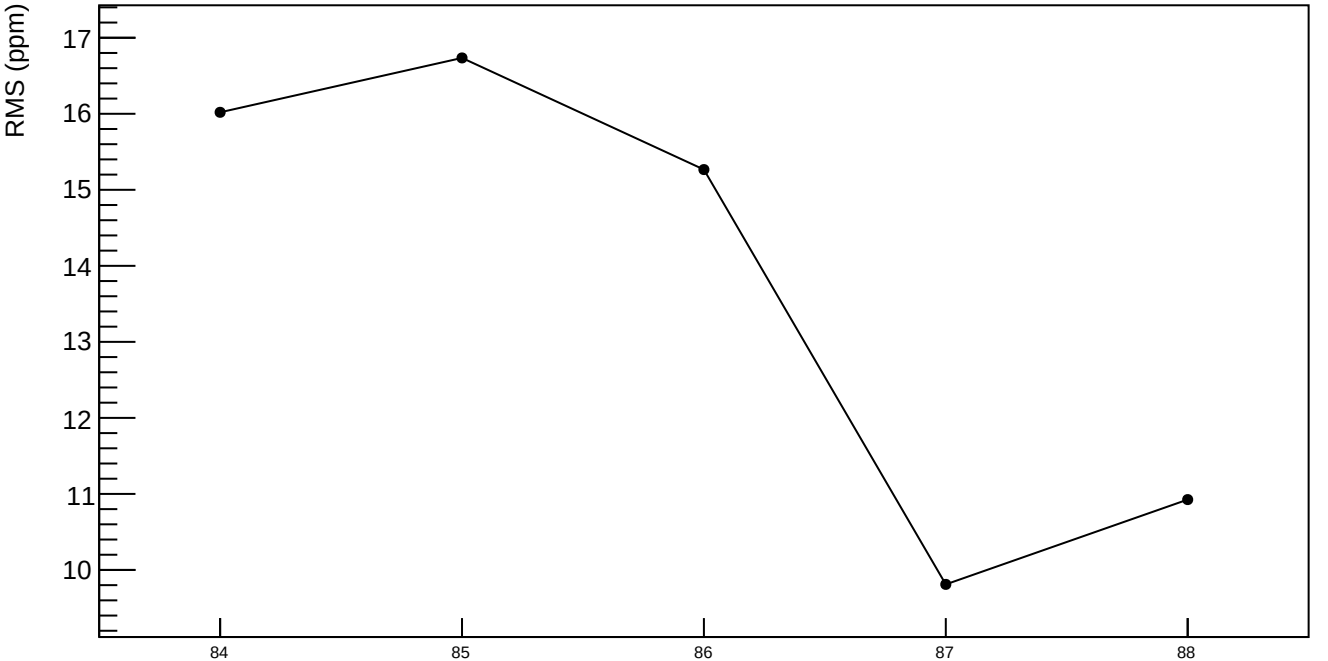

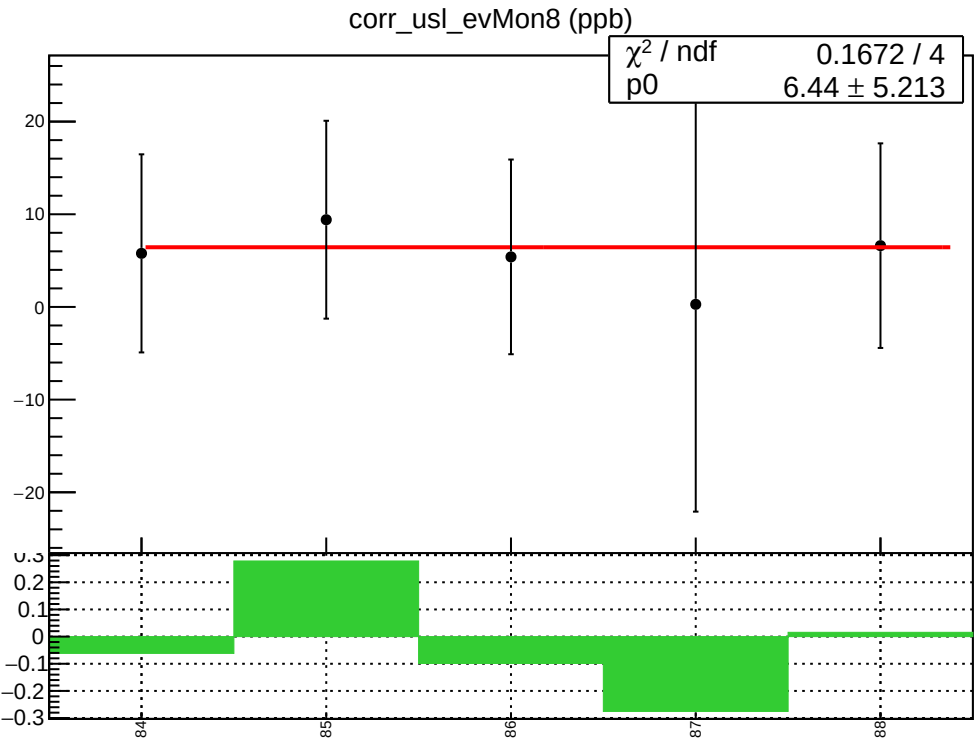
corr_usl_evMon8 (ppb)
χ² / ndf 0.1672 / 4
p0 6.44 ± 5.213
20
10
0
−10
−20
0.3
0.2
0.1
0
−0.1
−0.2
−0.3
84
85
86
87
88

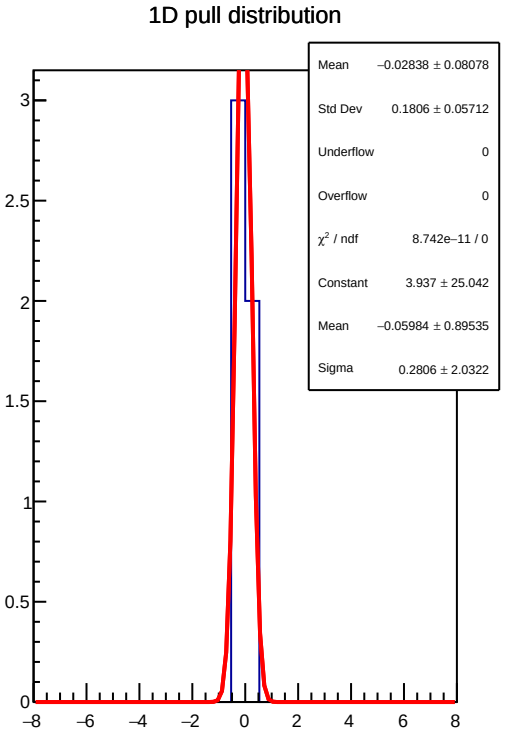
1D pull distribution
Mean −0.02838 ± 0.08078
Std Dev 0.1806 ± 0.05712
Underflow 0
Overflow 0
χ² / ndf 8.742e−11 / 0
Constant 3.937 ± 25.042
Mean −0.05984 ± 0.89535
Sigma 0.2806 ± 2.0322
3
2.5
2
1.5
1
0.5
0
−8
−6
−4
−2
0
2
4
6
8

corr_usl_evMon8 RMS (ppm)

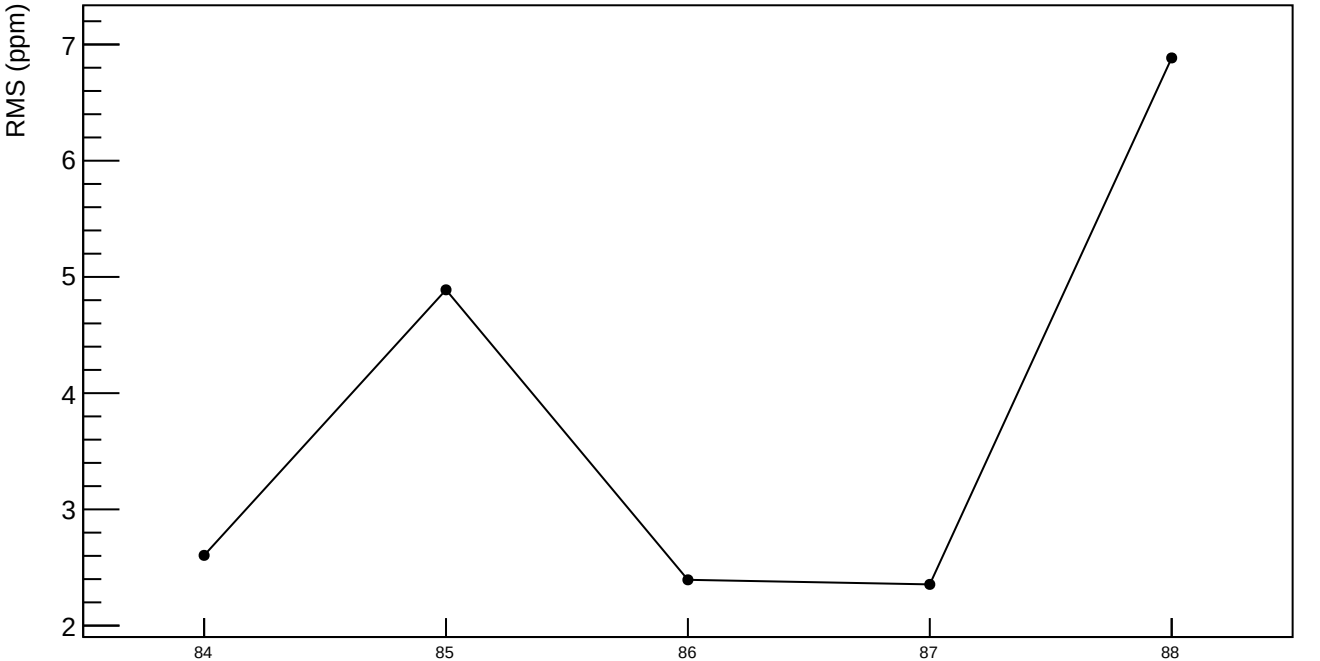

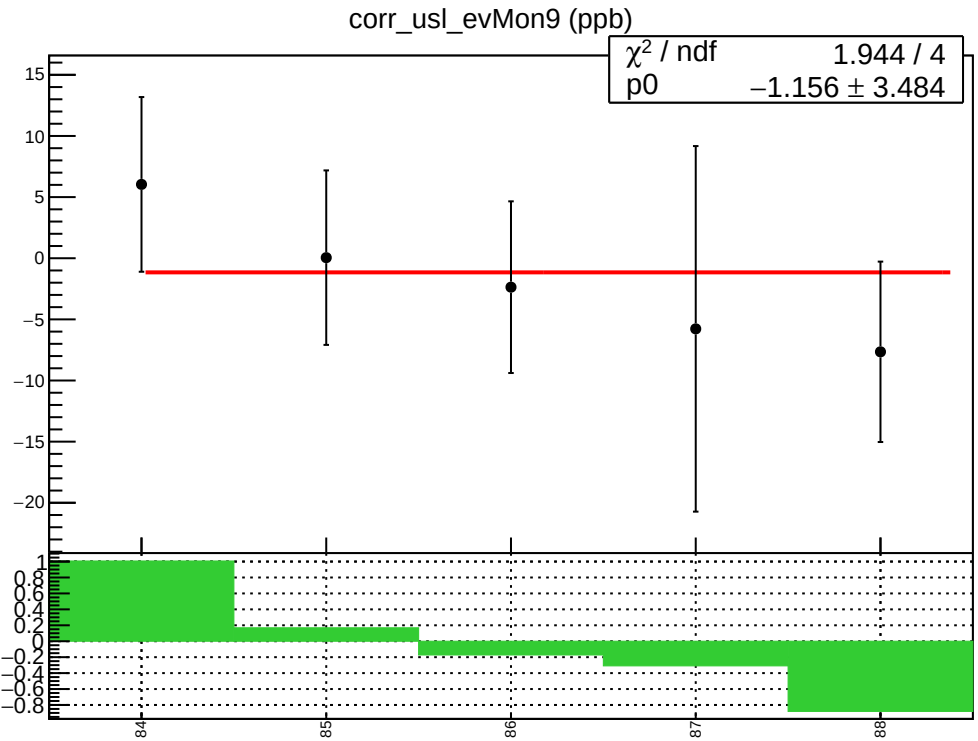
corr_usl_evMon9 (ppb)
χ² / ndf 1.944 / 4
p0 −1.156 ± 3.484
15
10
5
0
−5
−10
−15
−20
1
0.8
0.6
0.4
0.2
0
−0.2
−0.4
−0.6
−0.8
84
85
86
87
88

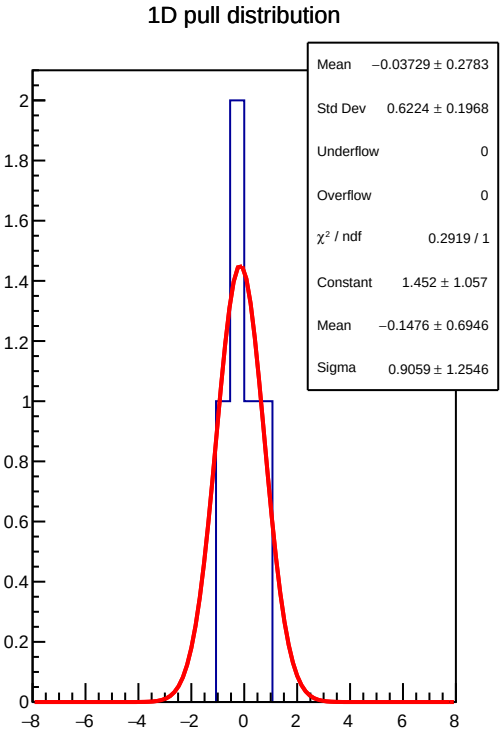
1D pull distribution
Mean −0.03729 ± 0.2783
Std Dev 0.6224 ± 0.1968
Underflow 0
Overflow 0
χ² / ndf 0.2919 / 1
Constant 1.452 ± 1.057
Mean −0.1476 ± 0.6946
Sigma 0.9059 ± 1.2546
2
1.8
1.6
1.4
1.2
1
0.8
0.6
0.4
0.2
0
−8
−6
−4
−2
0
2
4
6
8

corr_usl_evMon9 RMS (ppm)

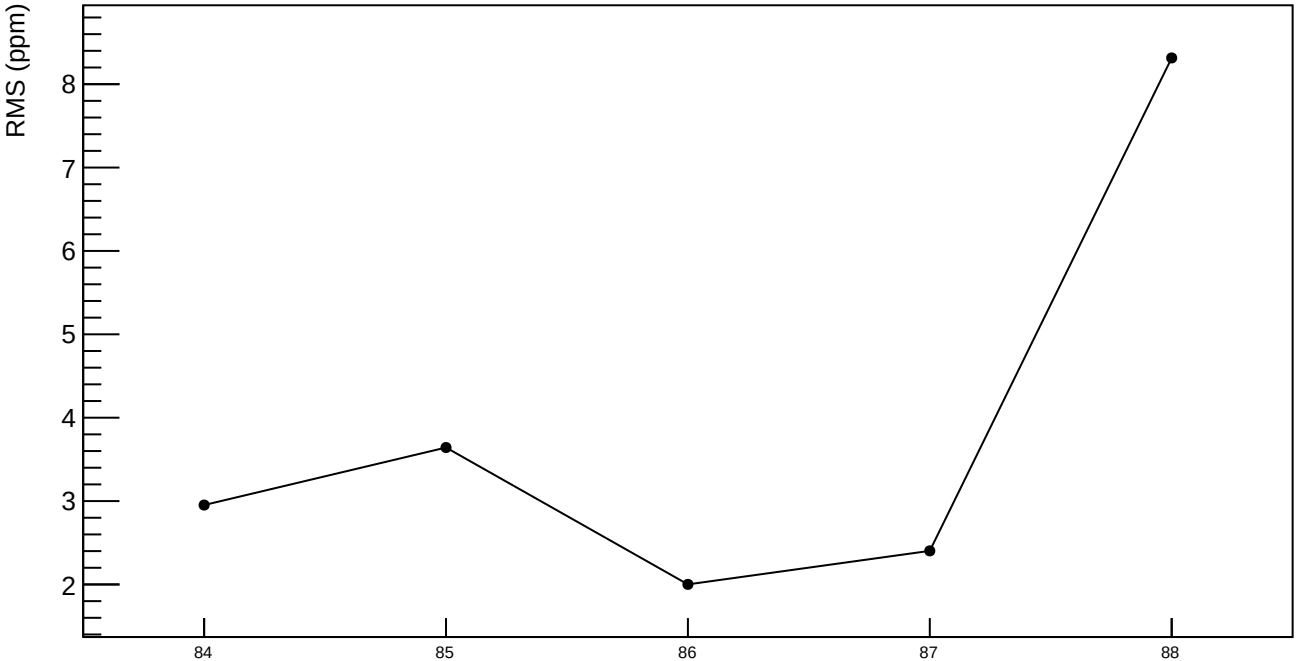

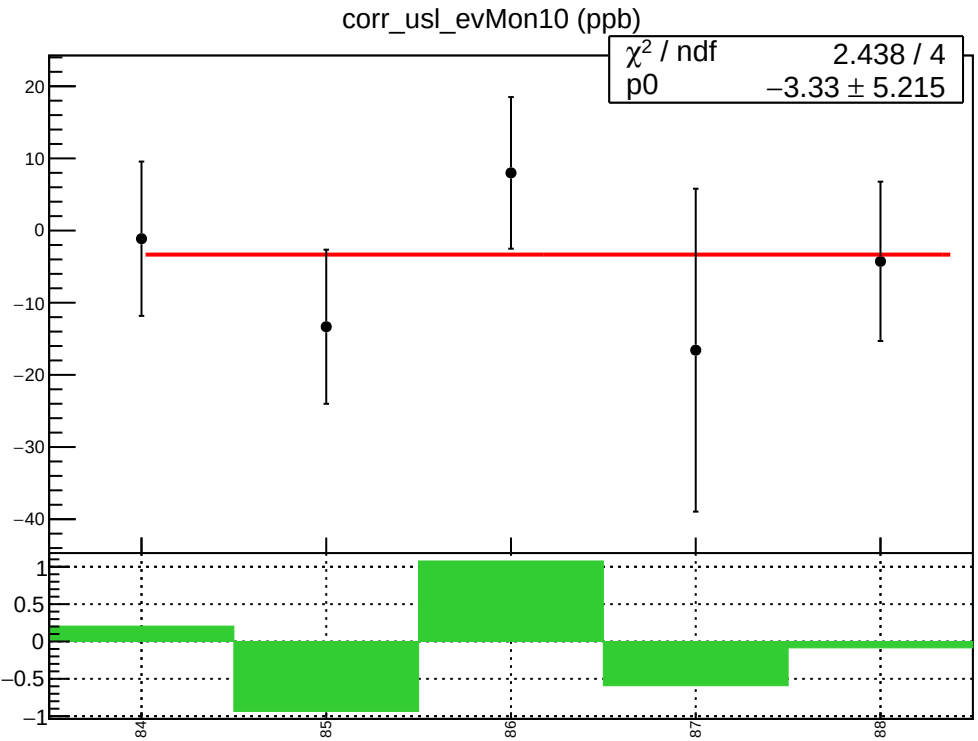
corr_usl_evMon10 (ppb)
χ² / ndf 2.438 / 4
p0 −3.33 ± 5.215
20
10
0
−10
−20
−30
−40
1
0.5
0
−0.5
−1
84
85
86
87
88

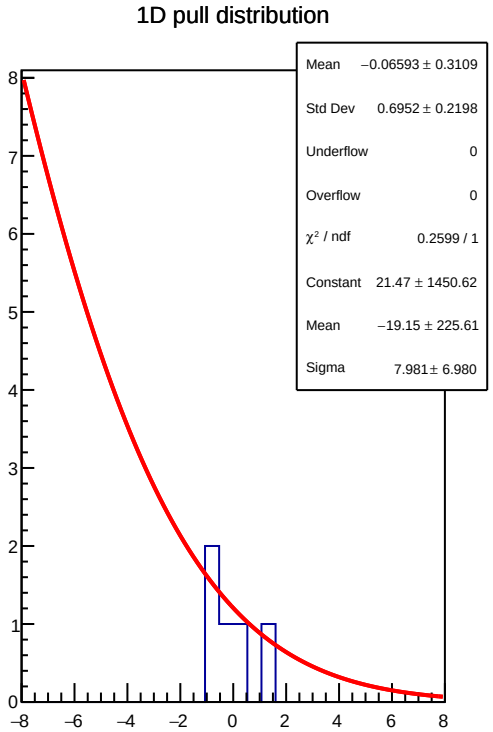
1D pull distribution
Mean −0.06593 ± 0.3109
Std Dev 0.6952 ± 0.2198
Underflow 0
Overflow 0
χ² / ndf 0.2599 / 1
Constant 21.47 ± 1450.62
Mean −19.15 ± 225.61
Sigma 7.981 ± 6.980
8
7
6
5
4
3
2
1
0
−8
−6
−4
−2
0
2
4
6
8

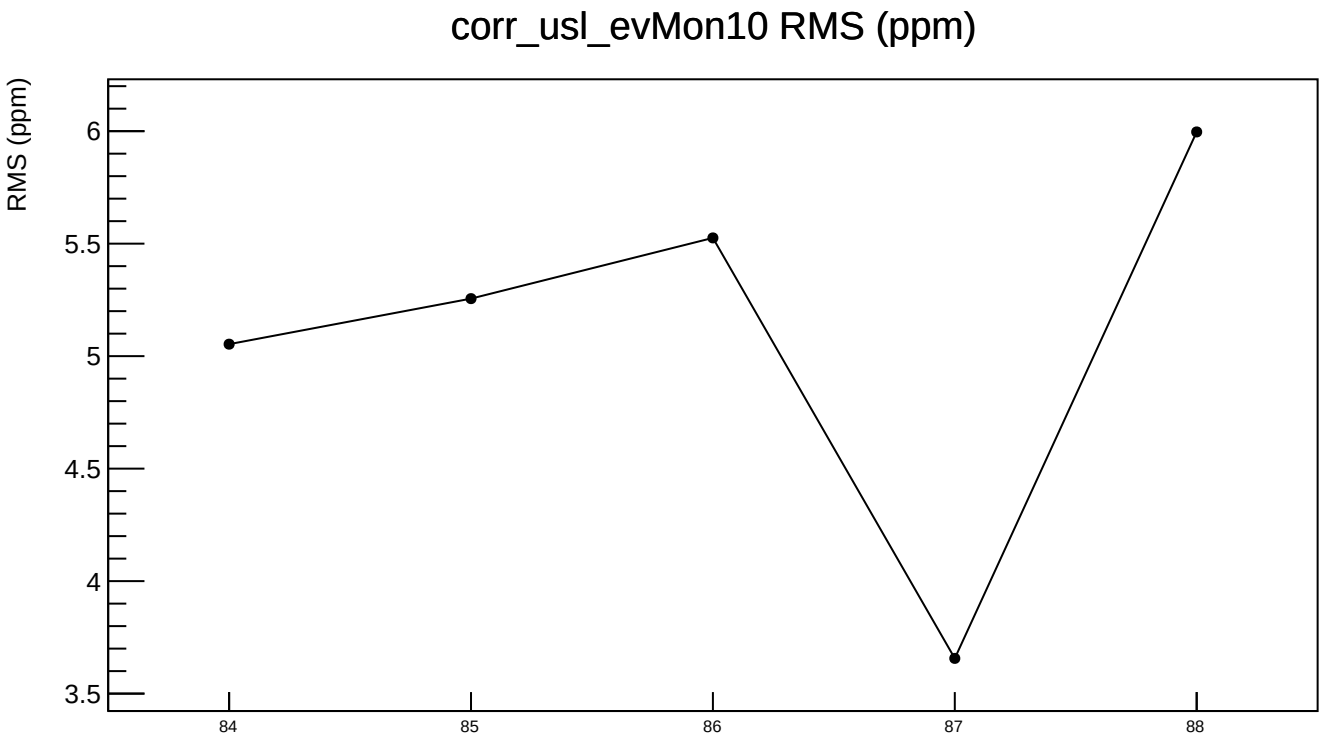
corr_usl_evMon10 RMS (ppm)
RMS (ppm)
6
5.5
5
4.5
4
3.5
84
85
86
87
88

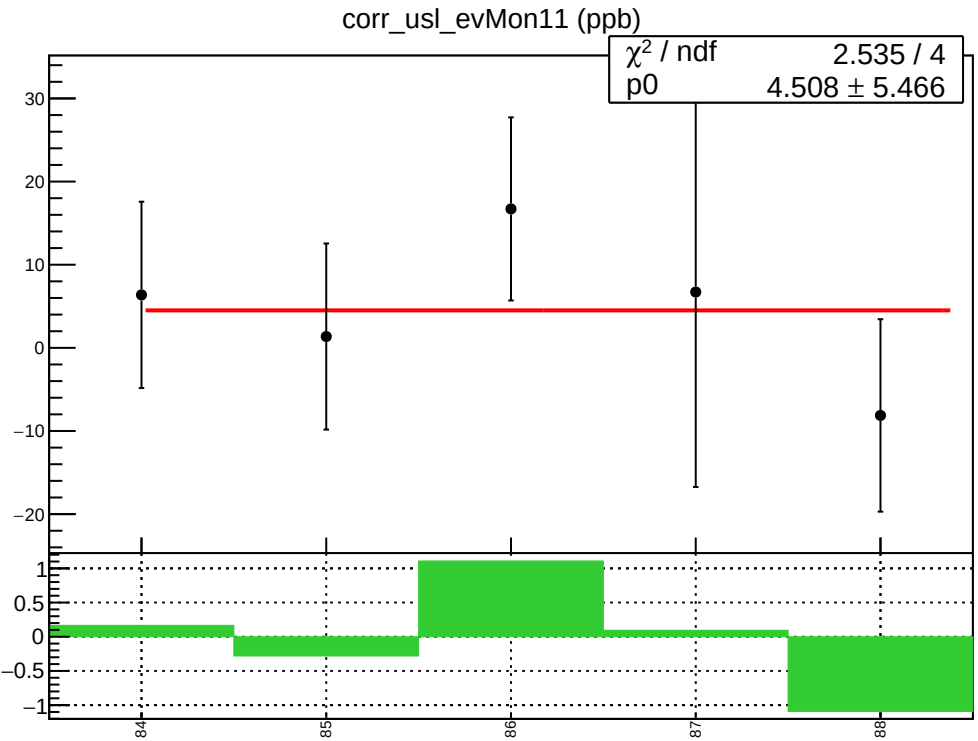
corr_usl_evMon11 (ppb)
χ² / ndf 2.535 / 4
p0 4.508 ± 5.466
30
20
10
0
−10
−20
1
0.5
0
−0.5
−1
84
85
86
87
88

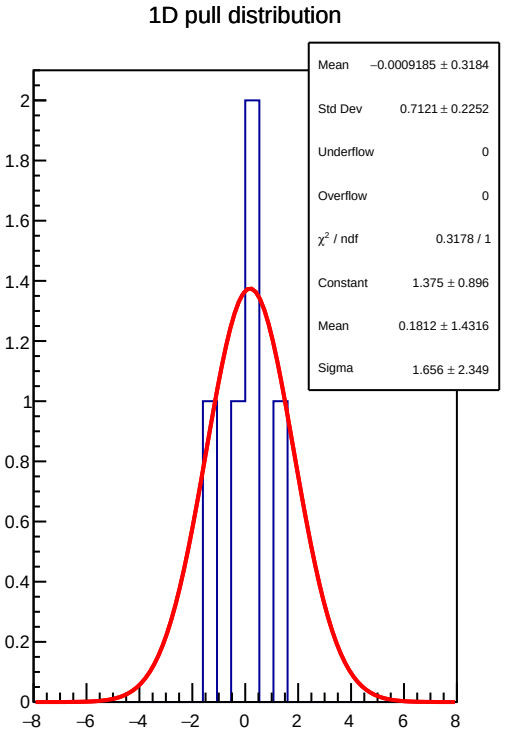
1D pull distribution
Mean −0.0009185 ± 0.3184
Std Dev 0.7121 ± 0.2252
Underflow 0
Overflow 0
χ² / ndf 0.3178 / 1
Constant 1.375 ± 0.896
Mean 0.1812 ± 1.4316
Sigma 1.656 ± 2.349
2
1.8
1.6
1.4
1.2
1
0.8
0.6
0.4
0.2
0
−8
−6
−4
−2
0
2
4
6
8

corr_usl_evMon11 RMS (ppm)

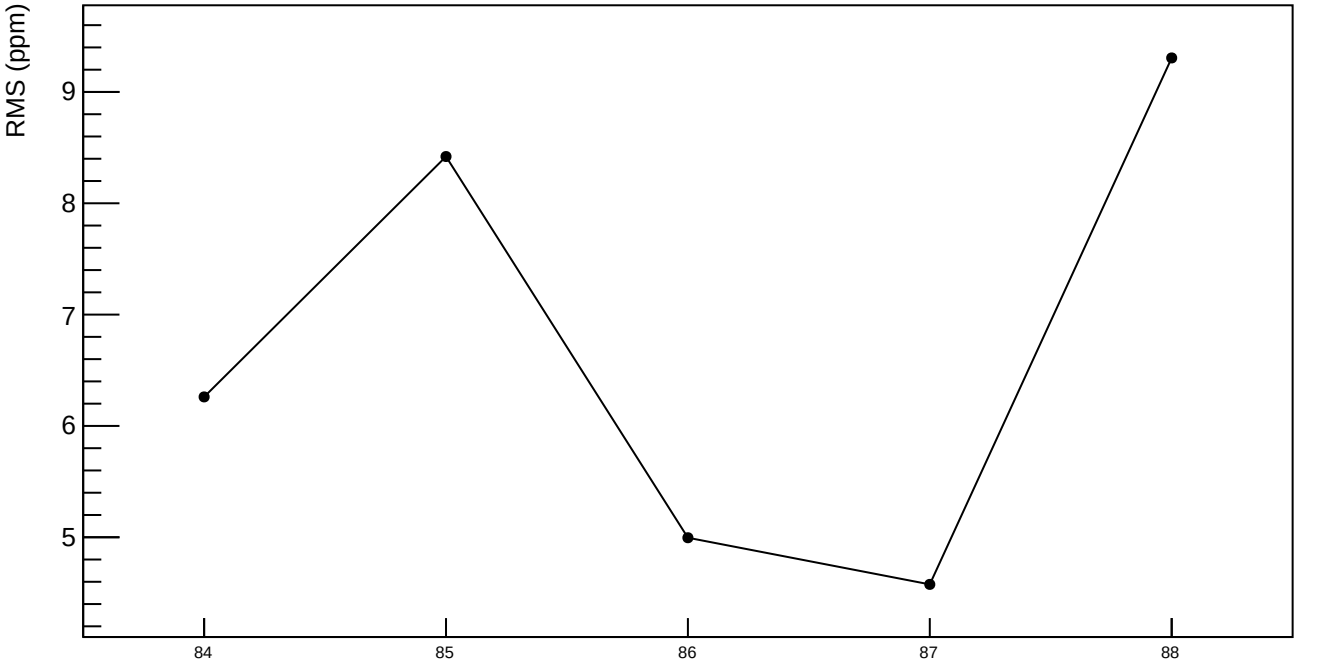

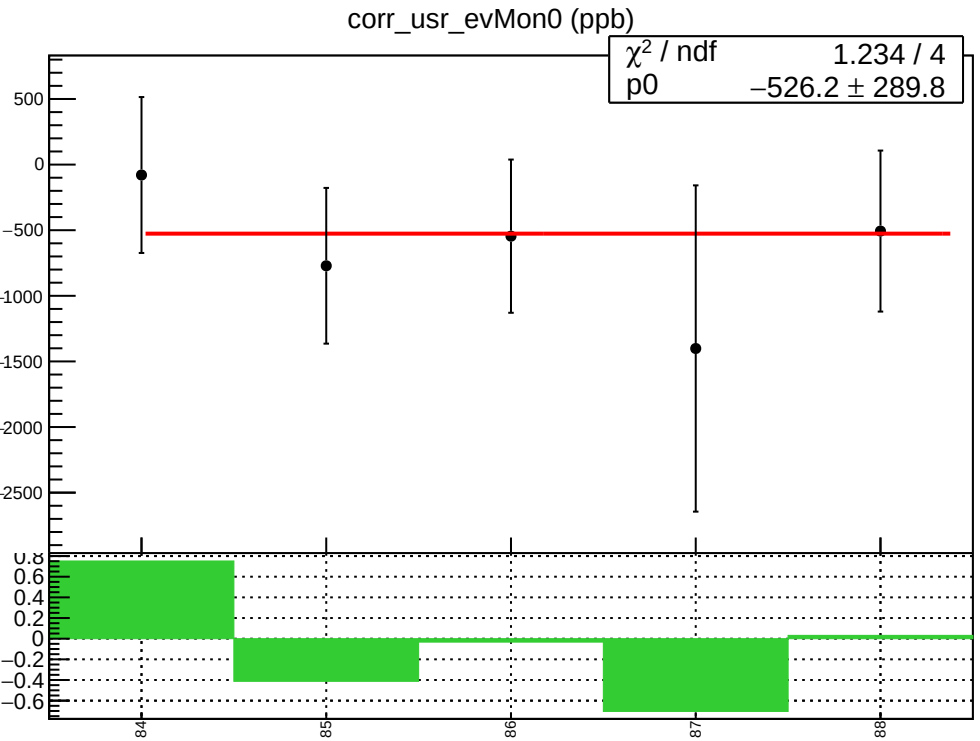
corr_usr_evMon0 (ppb)
χ² / ndf 1.234 / 4
p0 −526.2 ± 289.8
500
0
−500
−1000
−1500
−2000
−2500
0.8
0.6
0.4
0.2
0
−0.2
−0.4
−0.6
84
85
86
87
88

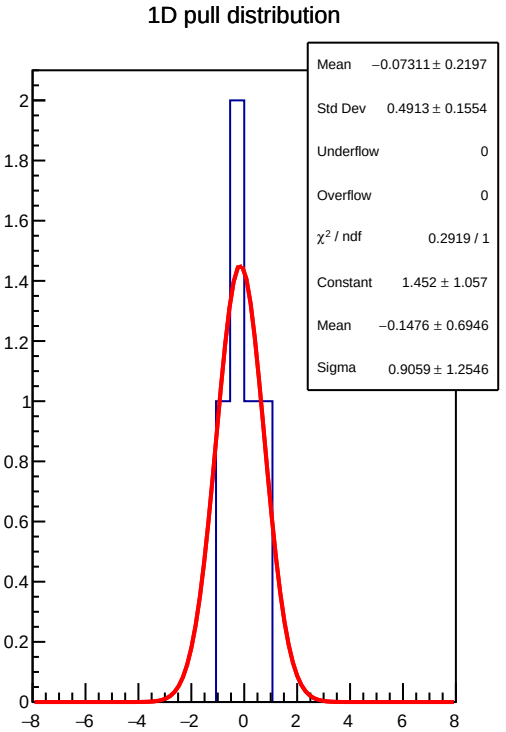
1D pull distribution
Mean −0.07311 ± 0.2197
Std Dev 0.4913 ± 0.1554
Underflow 0
Overflow 0
χ² / ndf 0.2919 / 1
Constant 1.452 ± 1.057
Mean −0.1476 ± 0.6946
Sigma 0.9059 ± 1.2546
2
1.8
1.6
1.4
1.2
1
0.8
0.6
0.4
0.2
0
−8
−6
−4
−2
0
2
4
6
8

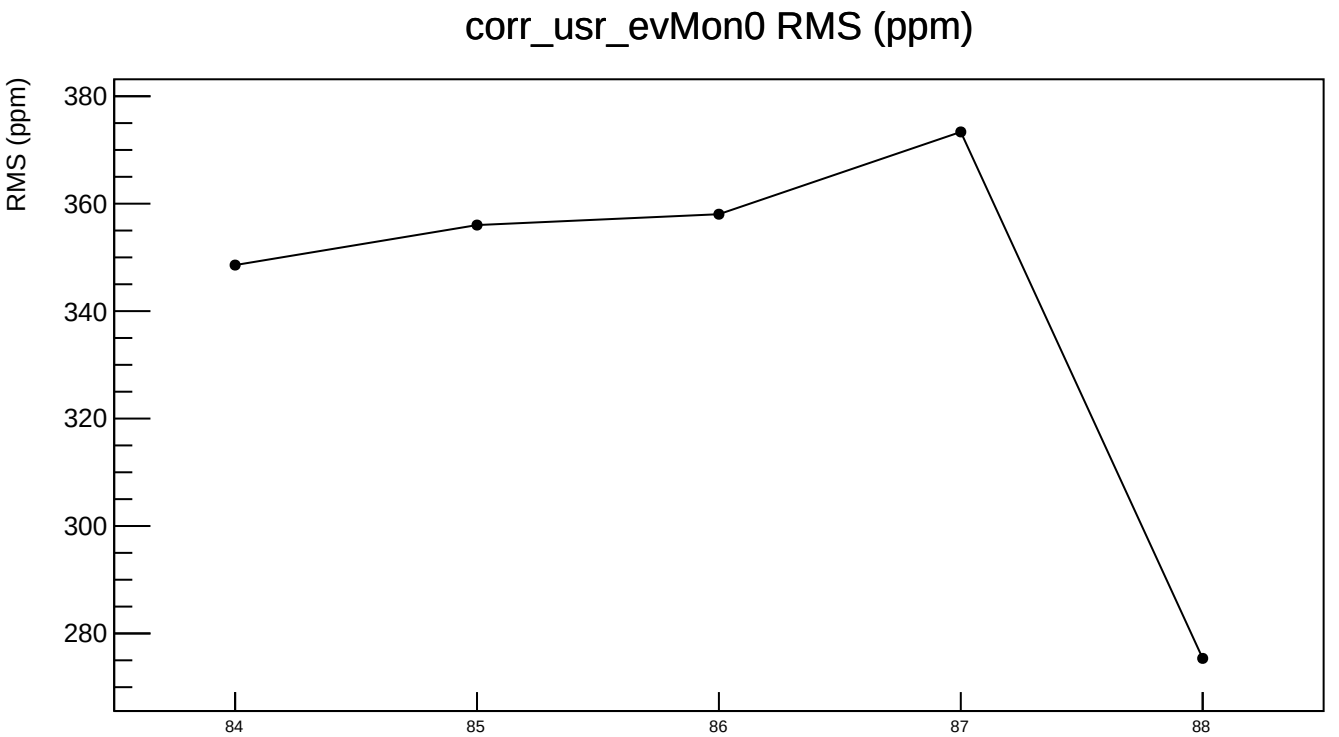
corr_usr_evMon0 RMS (ppm)
RMS (ppm)
380
360
340
320
300
280
84
85
86
87
88

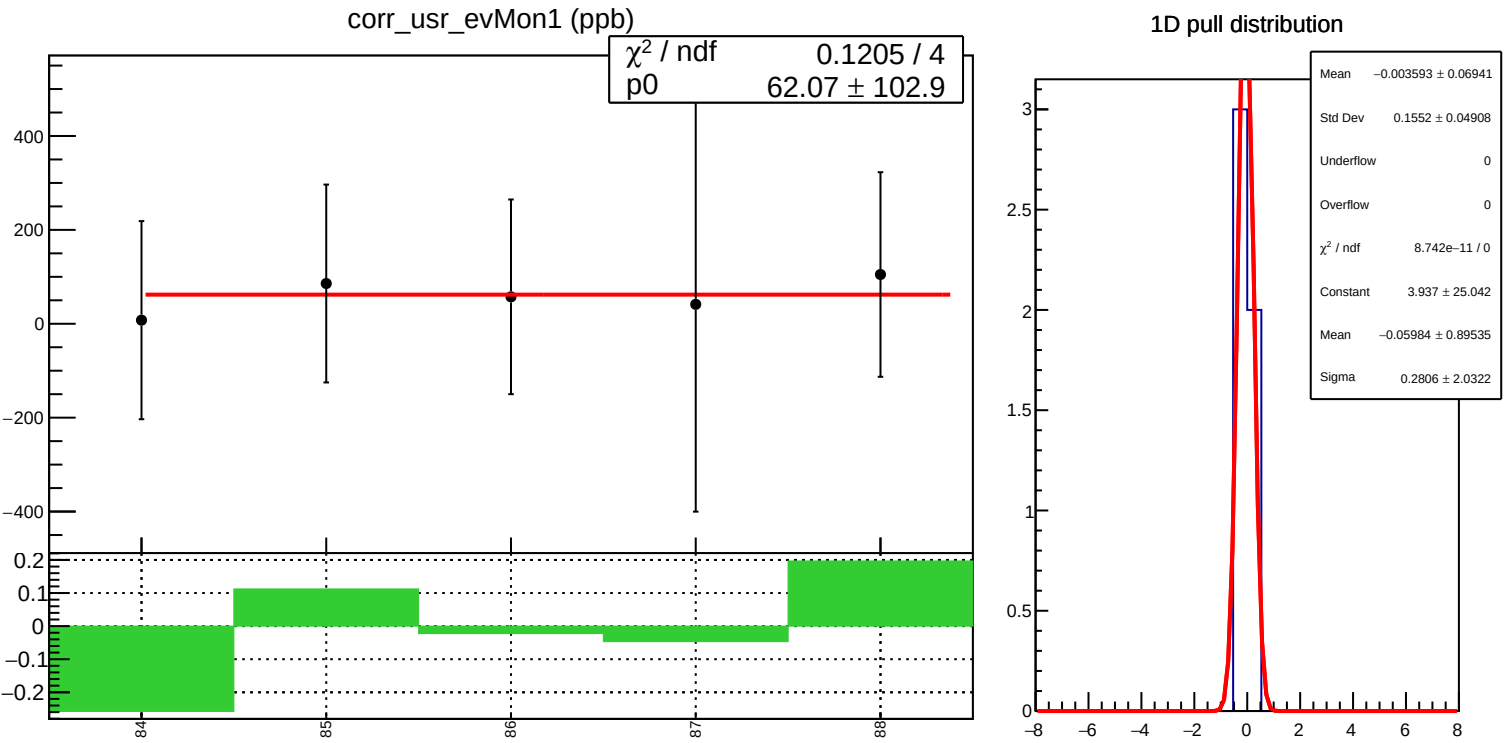
corr_usr_evMon1 (ppb)
χ² / ndf 0.1205 / 4
p0 62.07 ± 102.9
400
200
0
−200
−400
0.2
0.1
0
−0.1
−0.2
84
85
86
87
88
1D pull distribution
Mean −0.003593 ± 0.06941
Std Dev 0.1552 ± 0.04908
Underflow 0
Overflow 0
χ² / ndf 8.742e−11 / 0
Constant 3.937 ± 25.042
Mean −0.05984 ± 0.89535
Sigma 0.2806 ± 2.0322
3
2.5
2
1.5
1
0.5
0
−8
−6
−4
−2
0
2
4
6
8

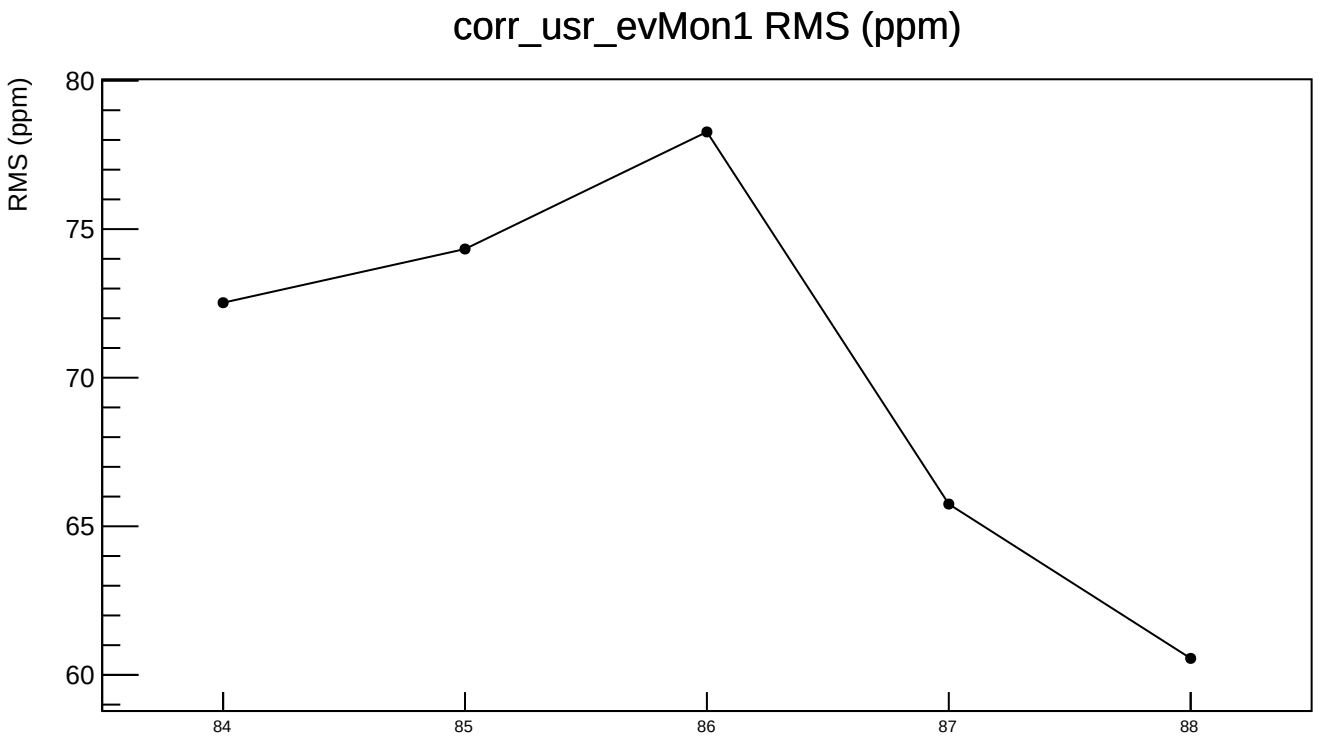
corr_usr_evMon1 RMS (ppm)
RMS (ppm)
80
75
70
65
60
84
85
86
87
88

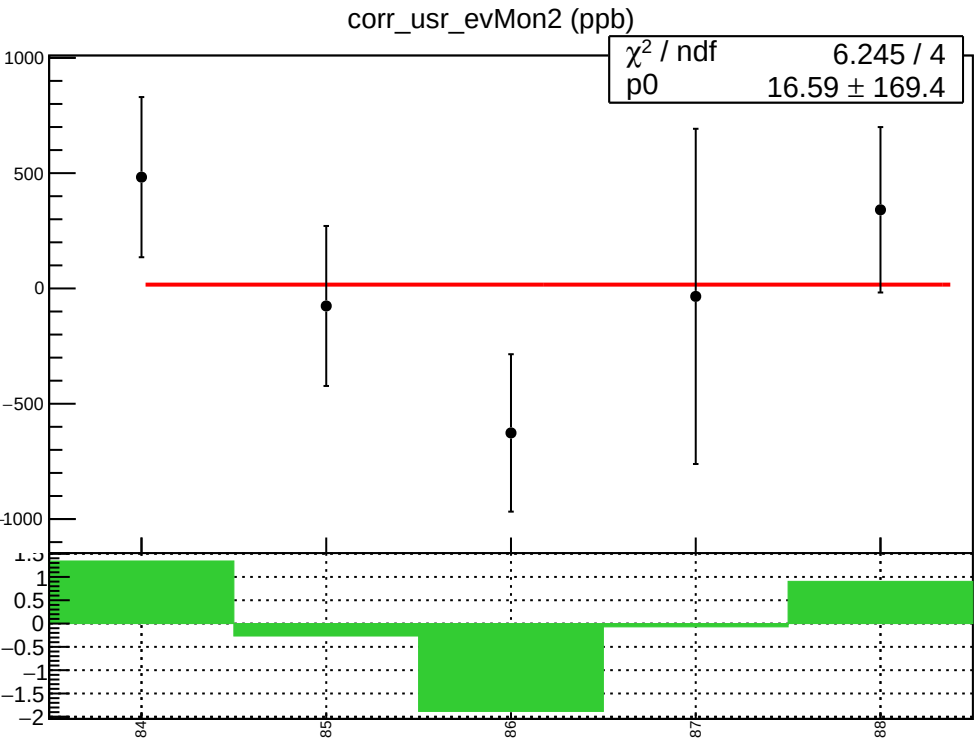
corr_usr_evMon2 (ppb)
χ² / ndf 6.245 / 4
p0 16.59 ± 169.4
1000
500
0
−500
−1000
1.5
1
0.5
0
−0.5
−1
−1.5
−2
84
85
86
87
88

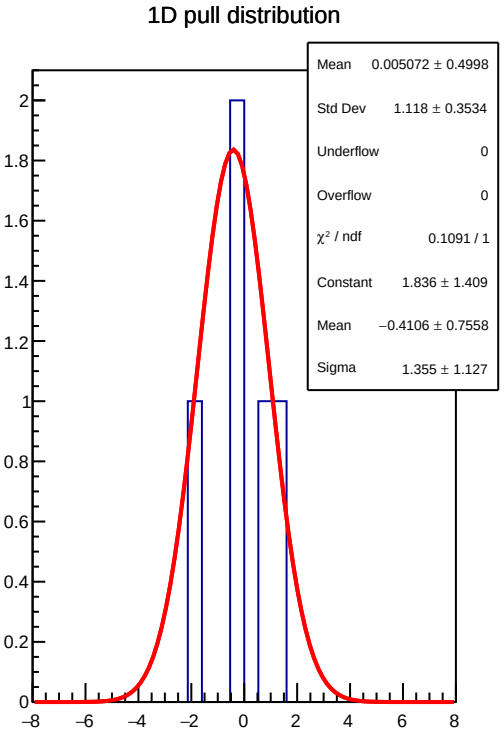
1D pull distribution
Mean 0.005072 ± 0.4998
Std Dev 1.118 ± 0.3534
Underflow 0
Overflow 0
χ² / ndf 0.1091 / 1
Constant 1.836 ± 1.409
Mean −0.4106 ± 0.7558
Sigma 1.355 ± 1.127
2
1.8
1.6
1.4
1.2
1
0.8
0.6
0.4
0.2
0
−8
−6
−4
−2
0
2
4
6
8

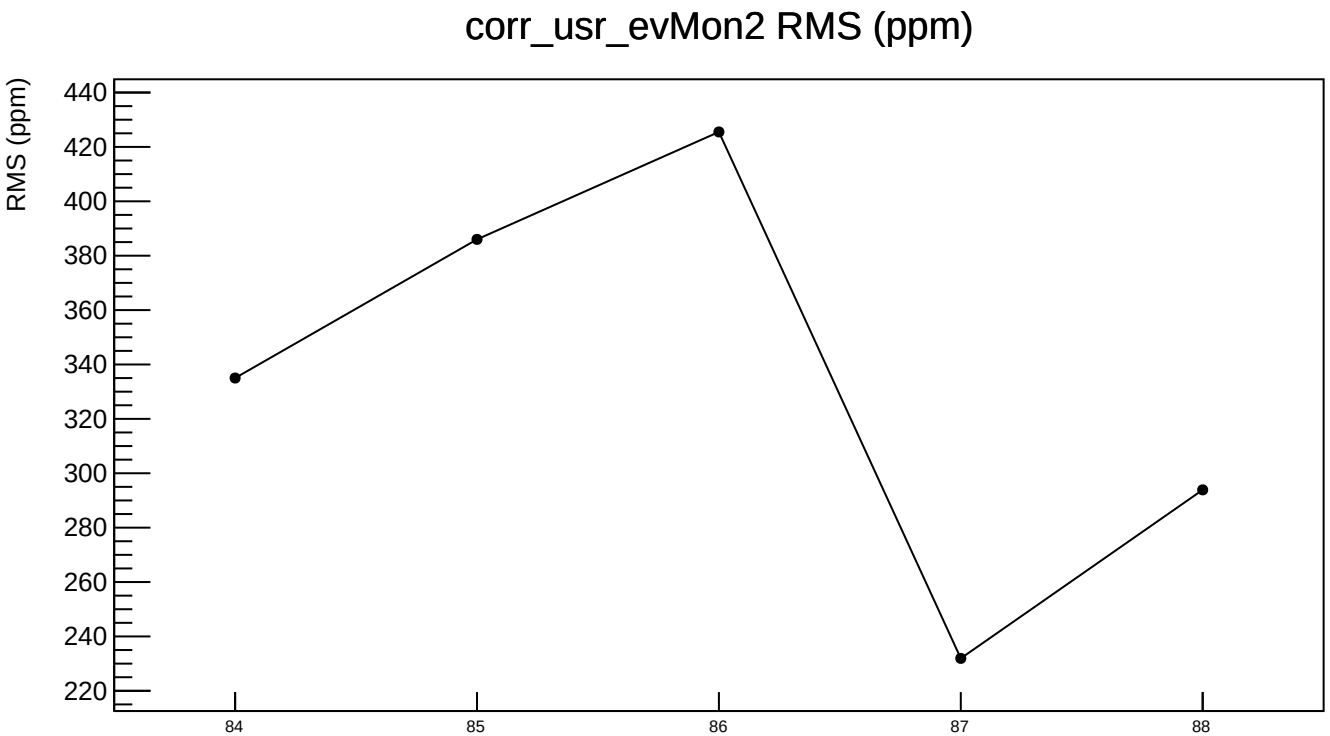
corr_usr_evMon2 RMS (ppm)
RMS (ppm)
440
420
400
380
360
340
320
300
280
260
240
220
84
85
86
87
88

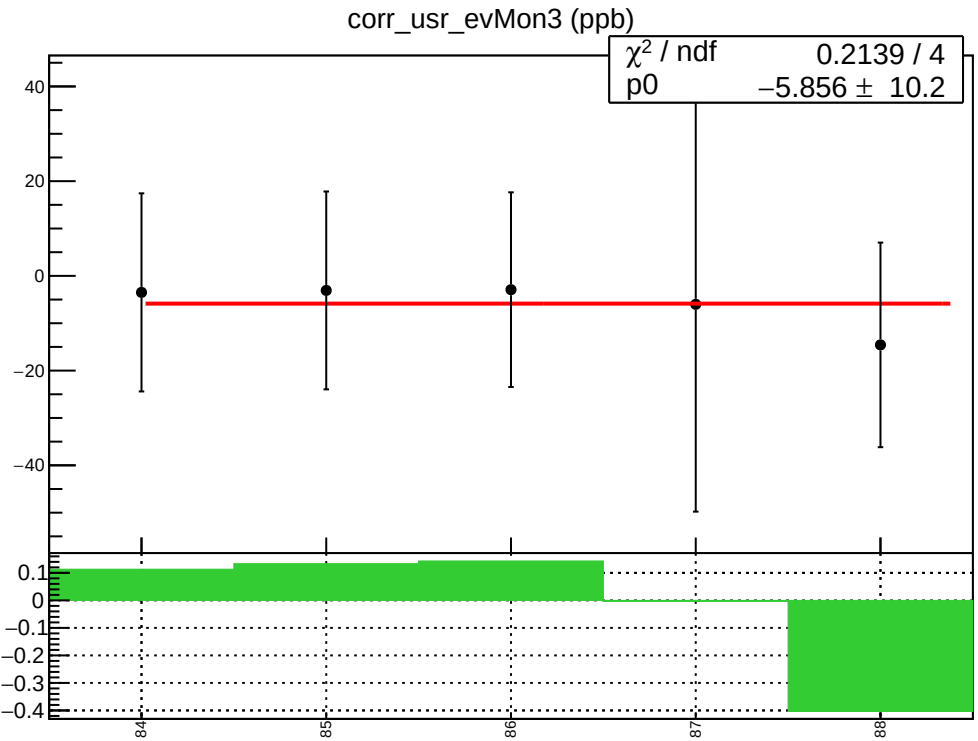
corr_usr_evMon3 (ppb)
χ² / ndf 0.2139 / 4
p0 −5.856 ± 10.2
40
20
0
−20
−40
0.1
0
−0.1
−0.2
−0.3
−0.4
84
85
86
87
88

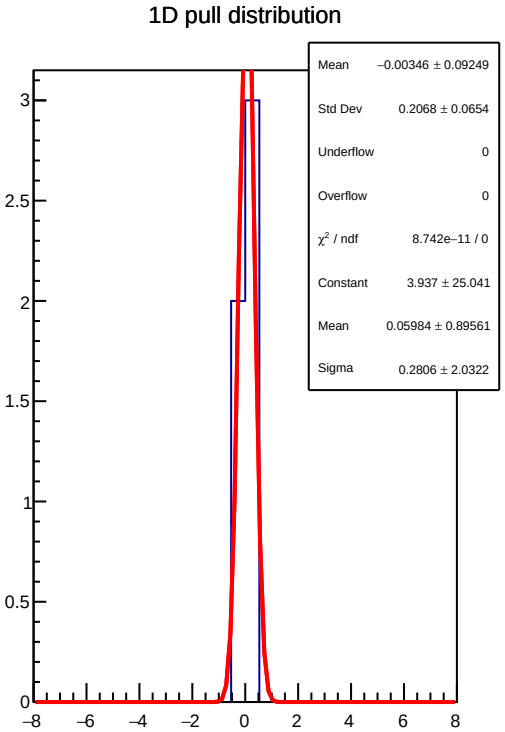
1D pull distribution
Mean −0.00346 ± 0.09249
Std Dev 0.2068 ± 0.0654
Underflow 0
Overflow 0
χ² / ndf 8.742e−11 / 0
Constant 3.937 ± 25.041
Mean 0.05984 ± 0.89561
Sigma 0.2806 ± 2.0322
3
2.5
2
1.5
1
0.5
0
−8
−6
−4
−2
0
2
4
6
8

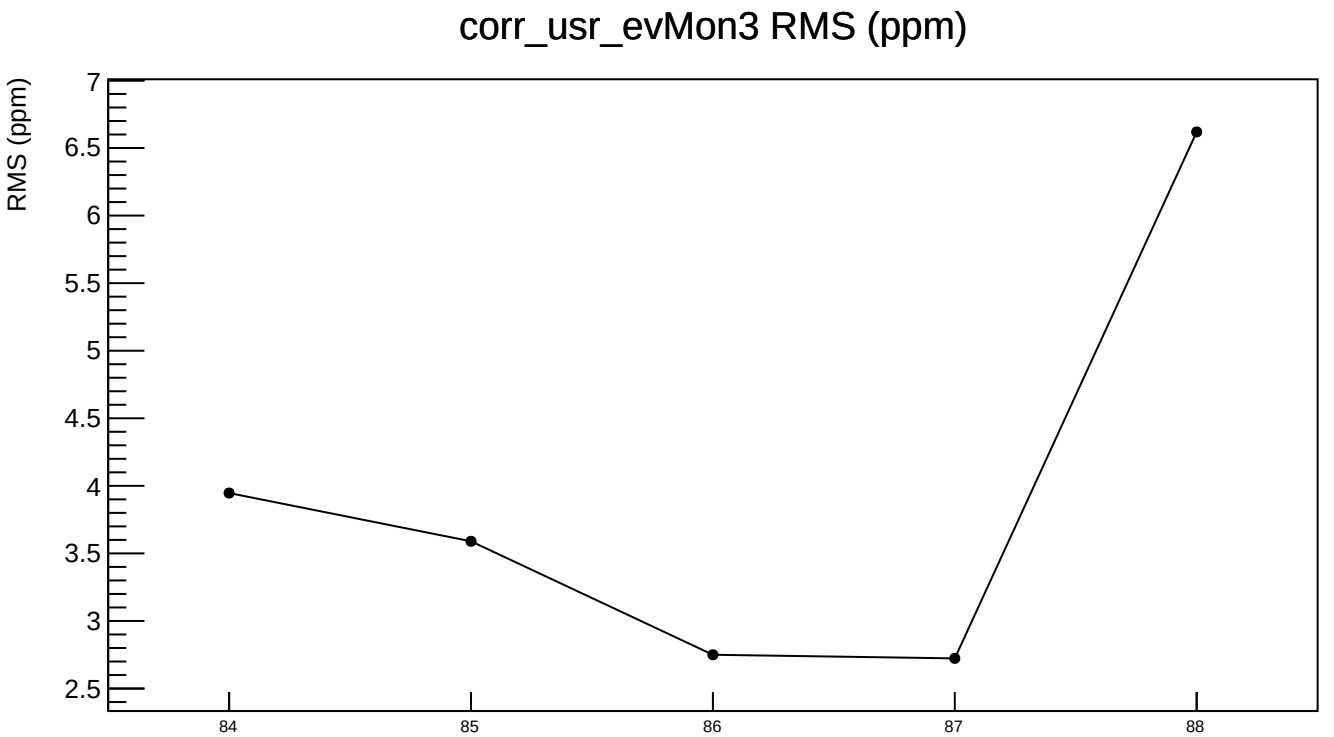
corr_usr_evMon3 RMS (ppm)
RMS (ppm)
7
6.5
6
5.5
5
4.5
4
3.5
3
2.5
84
85
86
87
88

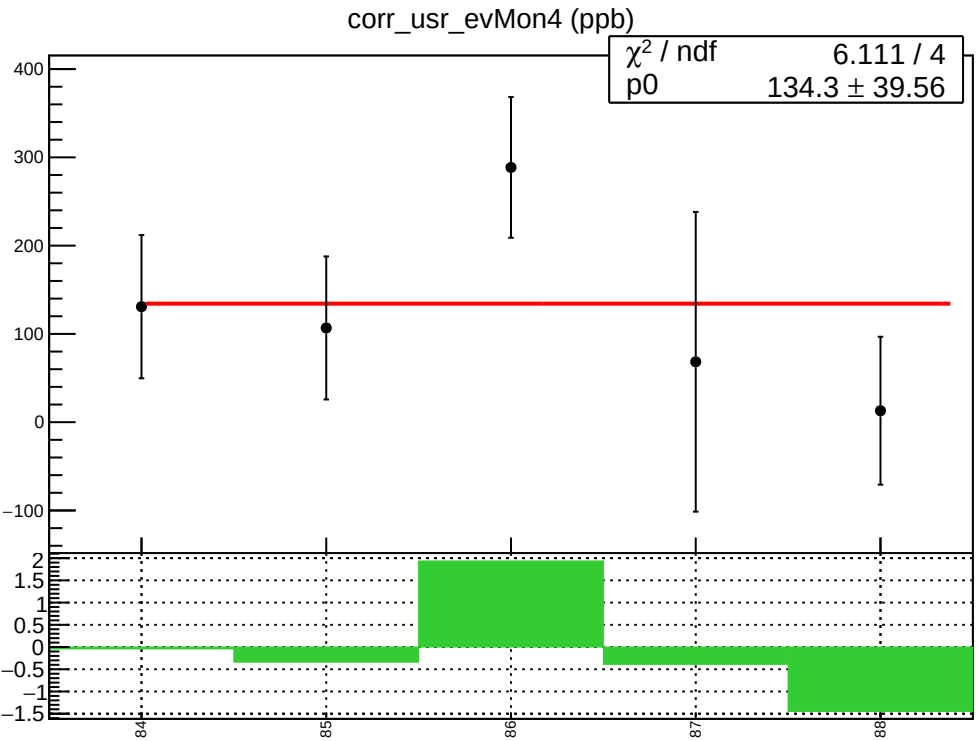
corr_usr_evMon4 (ppb)
χ² / ndf 6.111 / 4
p0 134.3 ± 39.56
400
300
200
100
0
−100
2
1.5
1
0.5
0
−0.5
−1
−1.5
84
85
86
87
88

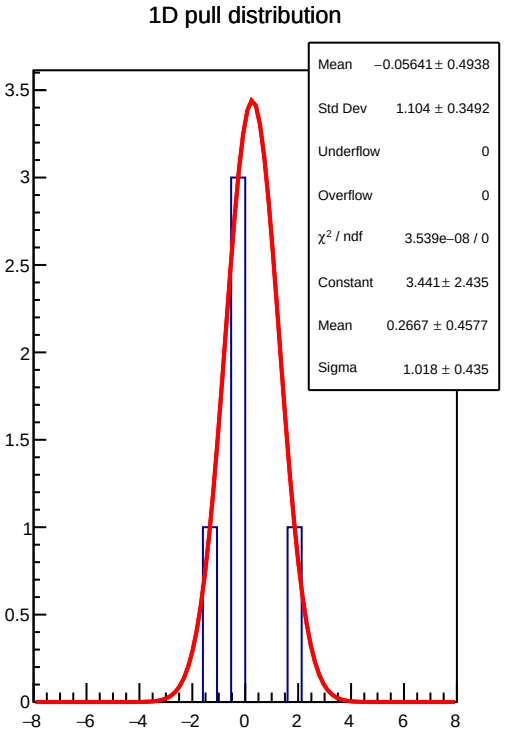
1D pull distribution
Mean −0.05641 ± 0.4938
Std Dev 1.104 ± 0.3492
Underflow 0
Overflow 0
χ² / ndf 3.539e−08 / 0
Constant 3.441 ± 2.435
Mean 0.2667 ± 0.4577
Sigma 1.018 ± 0.435
3.5
3
2.5
2
1.5
1
0.5
0
−8
−6
−4
−2
0
2
4
6
8

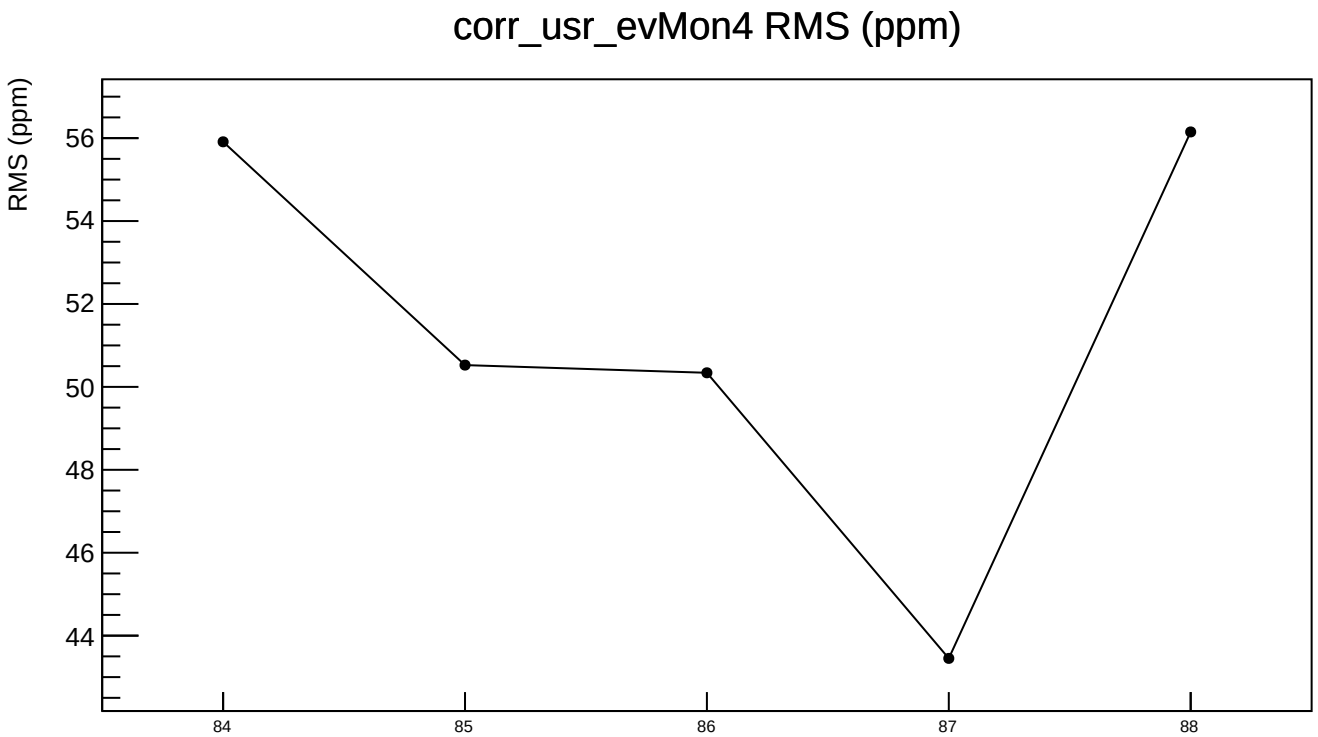
corr_usr_evMon4 RMS (ppm)
RMS (ppm)
56
54
52
50
48
46
44
84
85
86
87
88

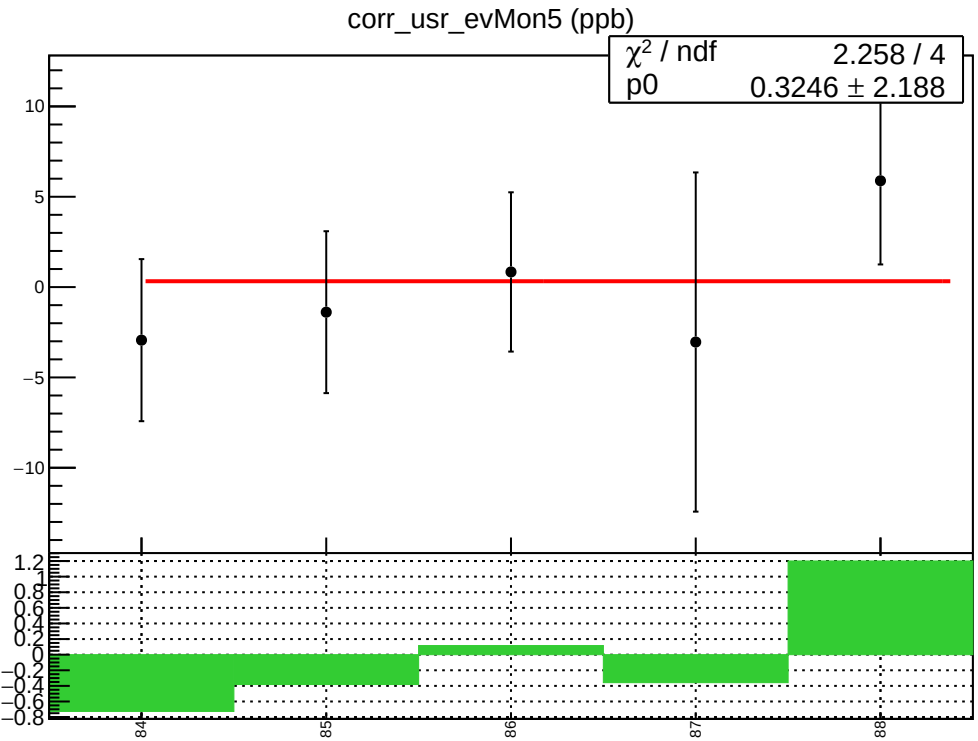
corr_usr_evMon5 (ppb)
χ² / ndf 2.258 / 4
p0 0.3246 ± 2.188
10
5
0
−5
−10
1.2
1
0.8
0.6
0.4
0.2
0
−0.2
−0.4
−0.6
−0.8
84
85
86
87
88

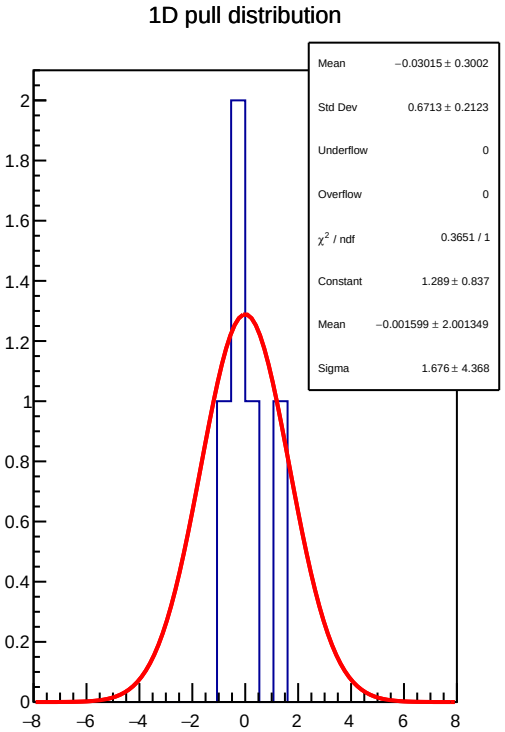
1D pull distribution
Mean −0.03015 ± 0.3002
Std Dev 0.6713 ± 0.2123
Underflow 0
Overflow 0
χ² / ndf 0.3651 / 1
Constant 1.289 ± 0.837
Mean −0.001599 ± 2.001349
Sigma 1.676 ± 4.368
2
1.8
1.6
1.4
1.2
1
0.8
0.6
0.4
0.2
0
−8
−6
−4
−2
0
2
4
6
8

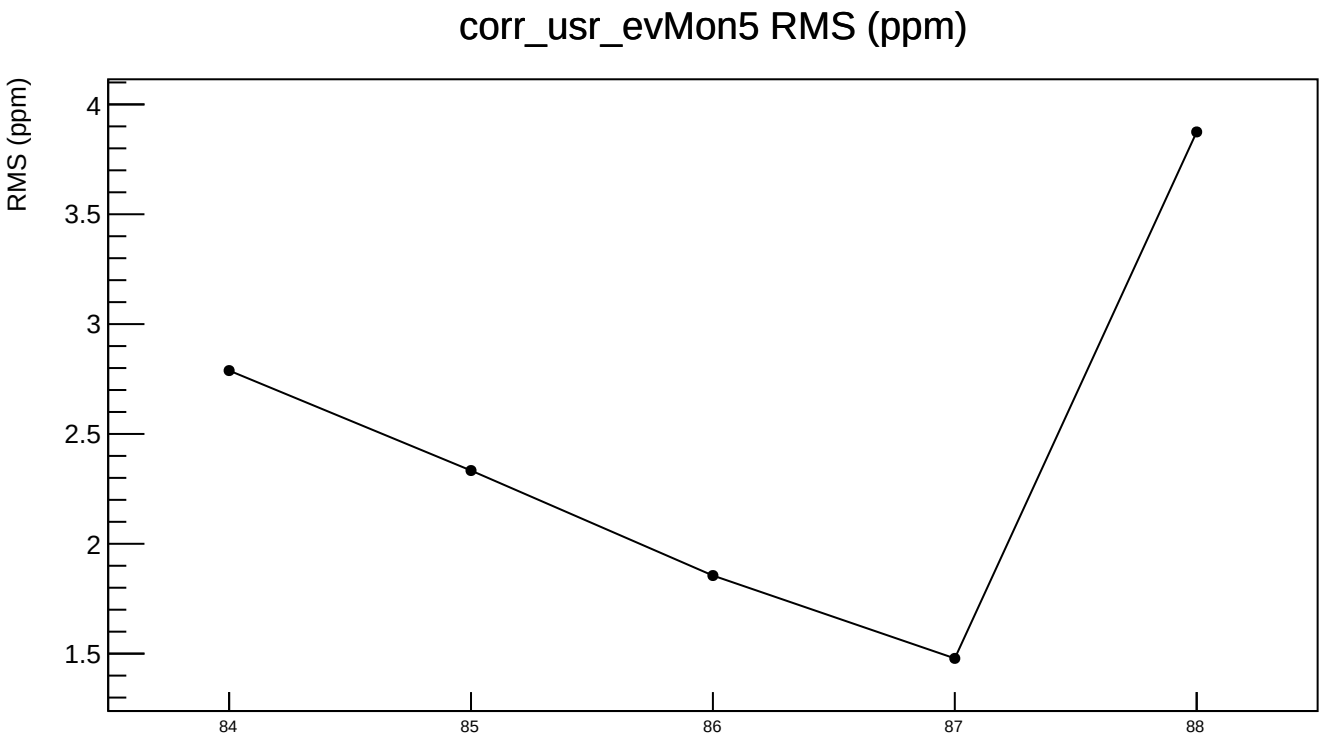
corr_usr_evMon5 RMS (ppm)
RMS (ppm)
4
3.5
3
2.5
2
1.5
84
85
86
87
88

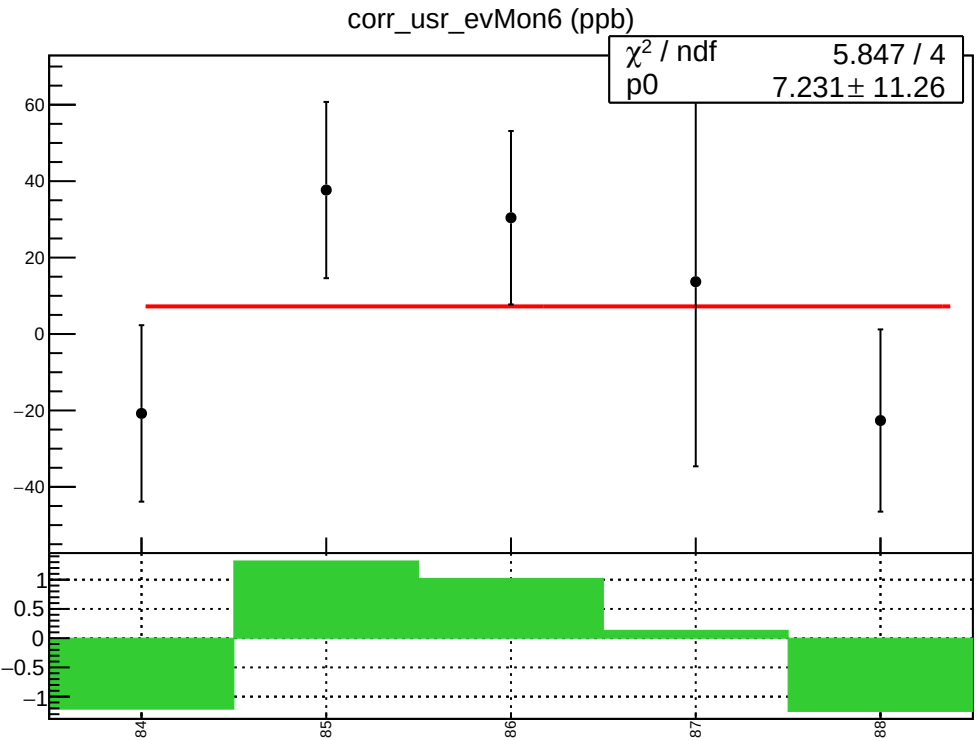
corr_usr_evMon6 (ppb)
χ² / ndf 5.847 / 4
p0 7.231 ± 11.26
60
40
20
0
−20
−40
1
0.5
0
−0.5
−1
84
85
86
87
88

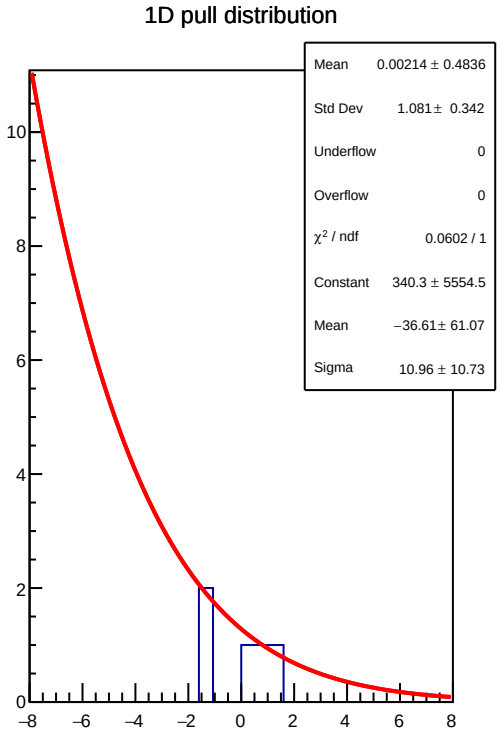
1D pull distribution
Mean 0.00214 ± 0.4836
Std Dev 1.081 ± 0.342
Underflow 0
Overflow 0
χ² / ndf 0.0602 / 1
Constant 340.3 ± 5554.5
Mean −36.61 ± 61.07
Sigma 10.96 ± 10.73
10
8
6
4
2
0
−8
−6
−4
−2
0
2
4
6
8

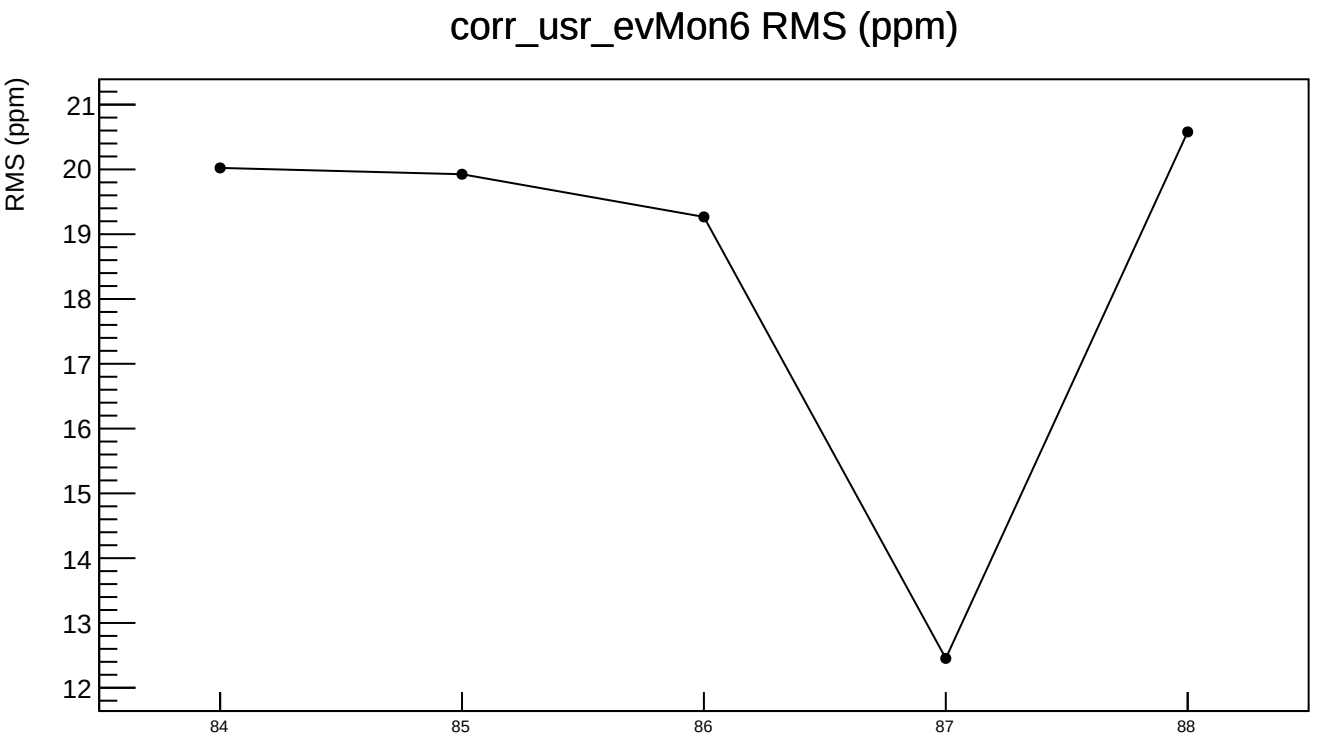
corr_usr_evMon6 RMS (ppm)
RMS (ppm)
21
20
19
18
17
16
15
14
13
12
84
85
86
87
88

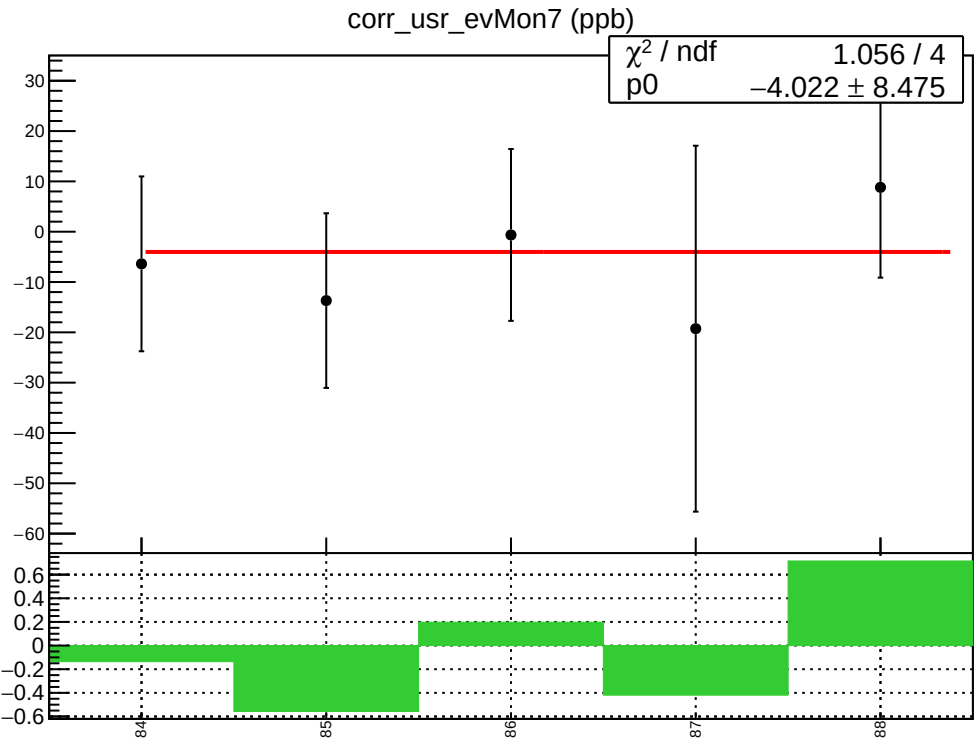
corr_usr_evMon7 (ppb)
χ² / ndf 1.056 / 4
p0 −4.022 ± 8.475
30
20
10
0
−10
−20
−30
−40
−50
−60
0.6
0.4
0.2
0
−0.2
−0.4
−0.6
84
85
86
87
88

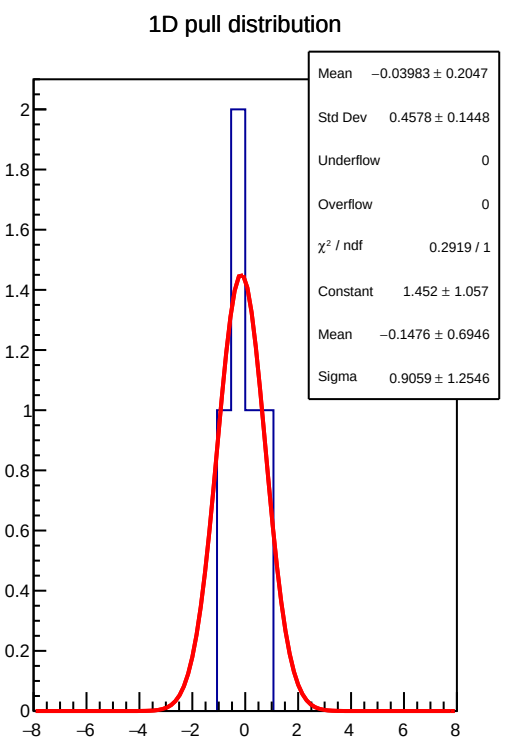
1D pull distribution
Mean −0.03983 ± 0.2047
Std Dev 0.4578 ± 0.1448
Underflow 0
Overflow 0
χ² / ndf 0.2919 / 1
Constant 1.452 ± 1.057
Mean −0.1476 ± 0.6946
Sigma 0.9059 ± 1.2546
2
1.8
1.6
1.4
1.2
1
0.8
0.6
0.4
0.2
0
−8
−6
−4
−2
0
2
4
6
8

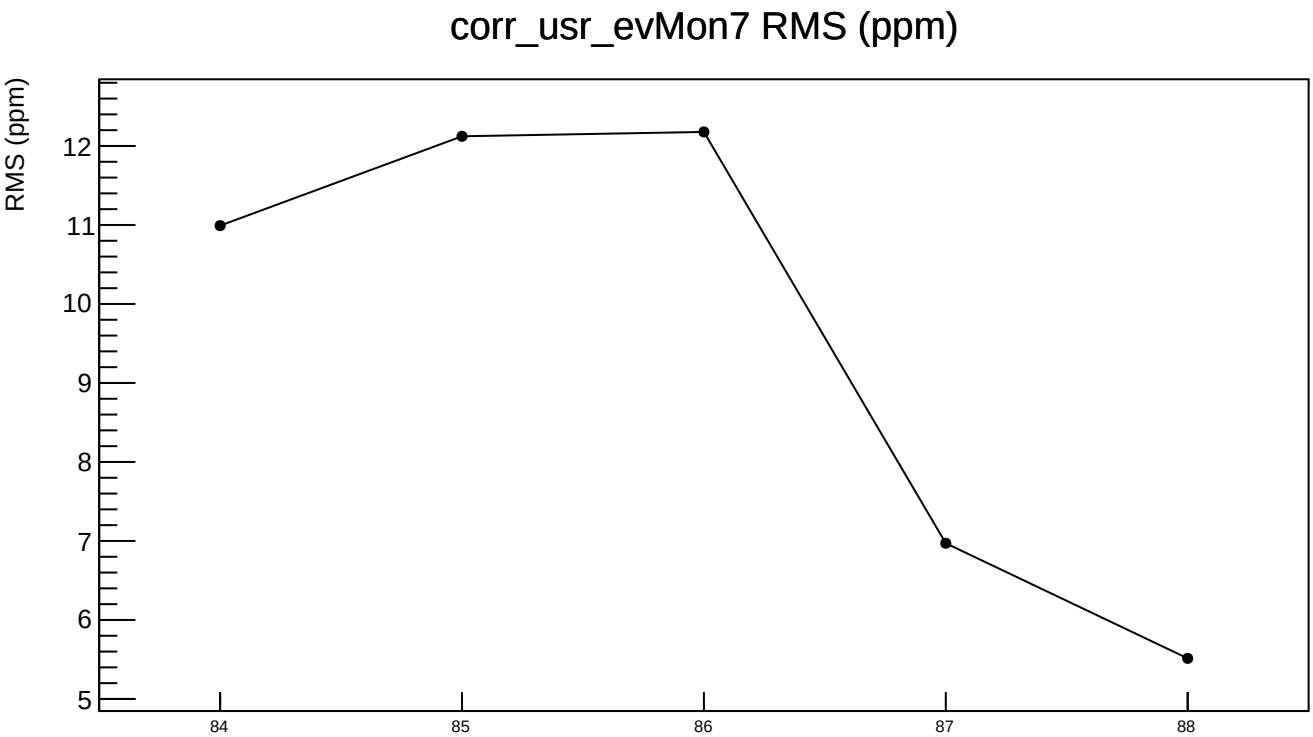
corr_usr_evMon7 RMS (ppm)
RMS (ppm)
12
11
10
9
8
7
6
5
84
85
86
87
88

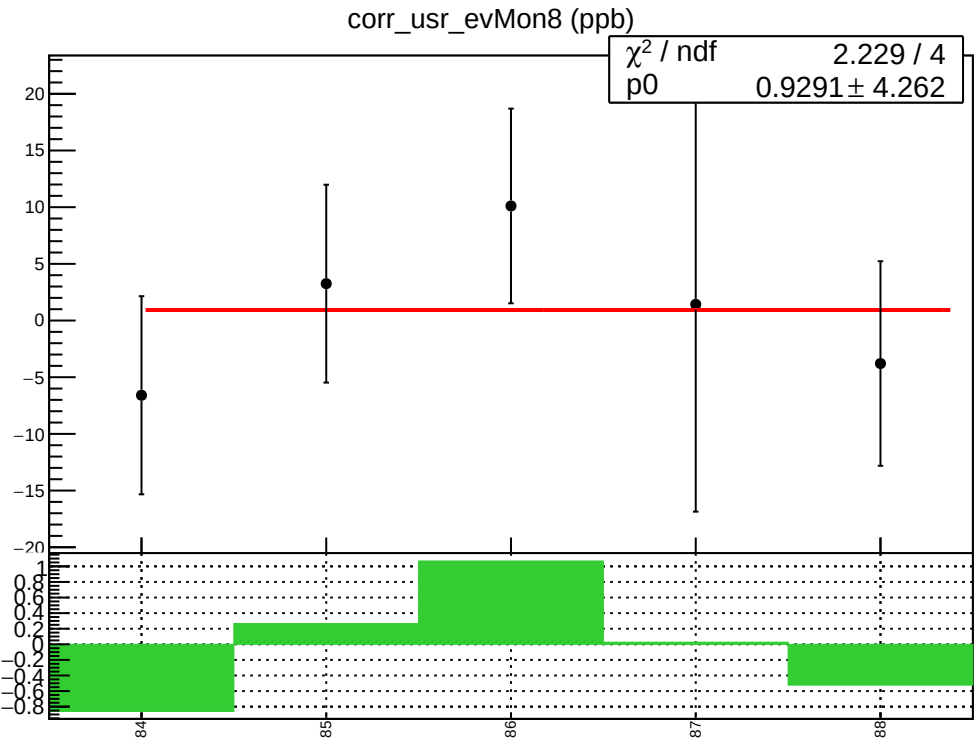
corr_usr_evMon8 (ppb)
χ² / ndf 2.229 / 4
p0 0.9291 ± 4.262
84
85
86
87
88

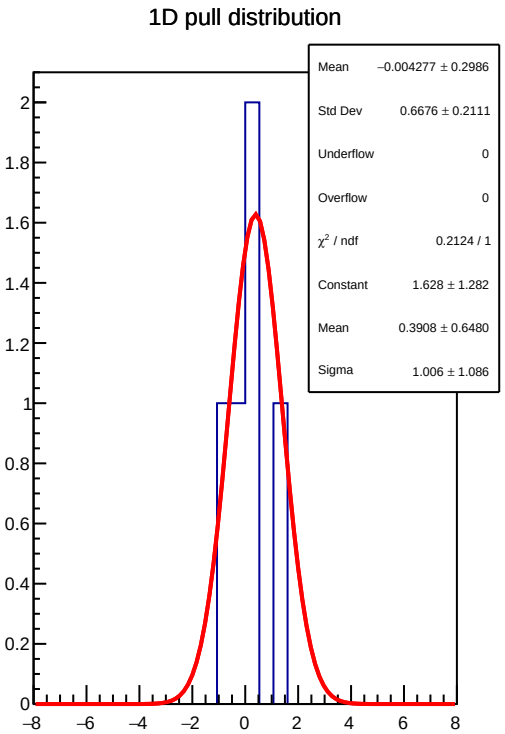
1D pull distribution
Mean −0.004277 ± 0.2986
Std Dev 0.6676 ± 0.2111
Underflow 0
Overflow 0
χ² / ndf 0.2124 / 1
Constant 1.628 ± 1.282
Mean 0.3908 ± 0.6480
Sigma 1.006 ± 1.086

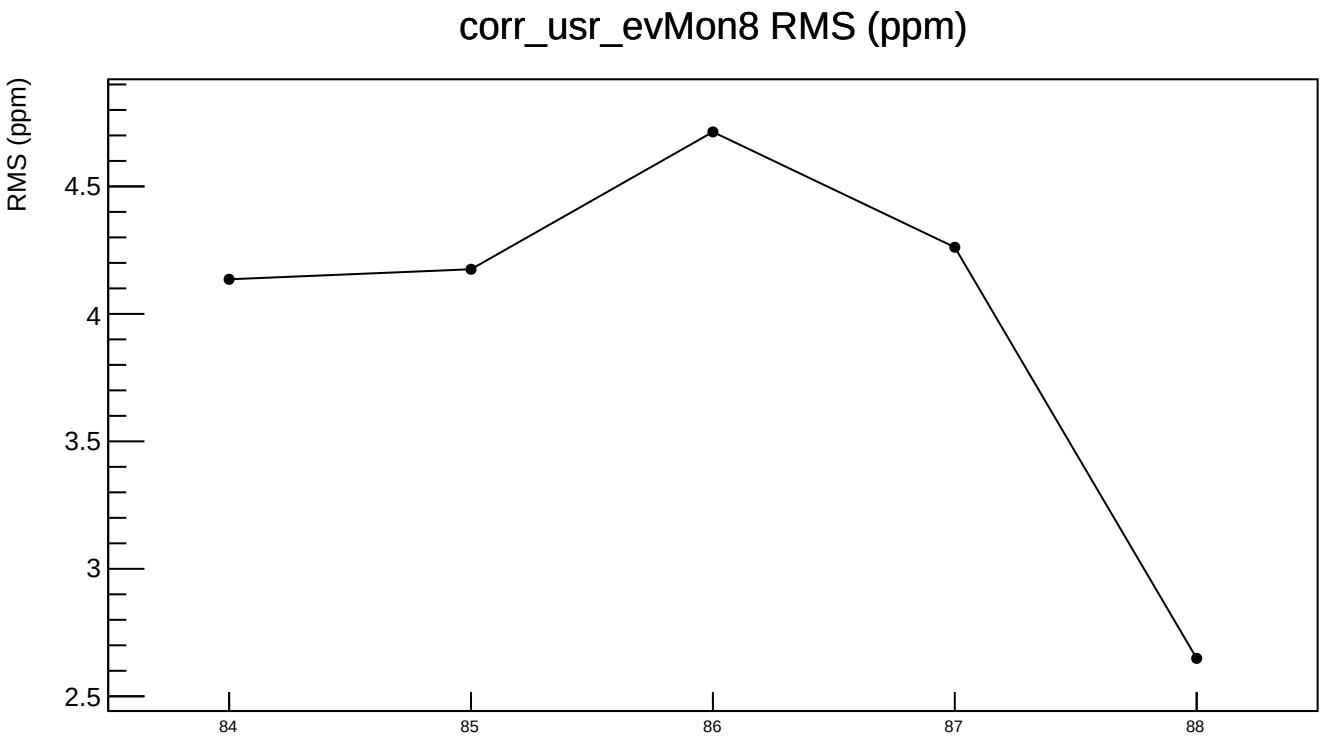
corr_usr_evMon8 RMS (ppm)
RMS (ppm)
4.5
4
3.5
3
2.5
84
85
86
87
88

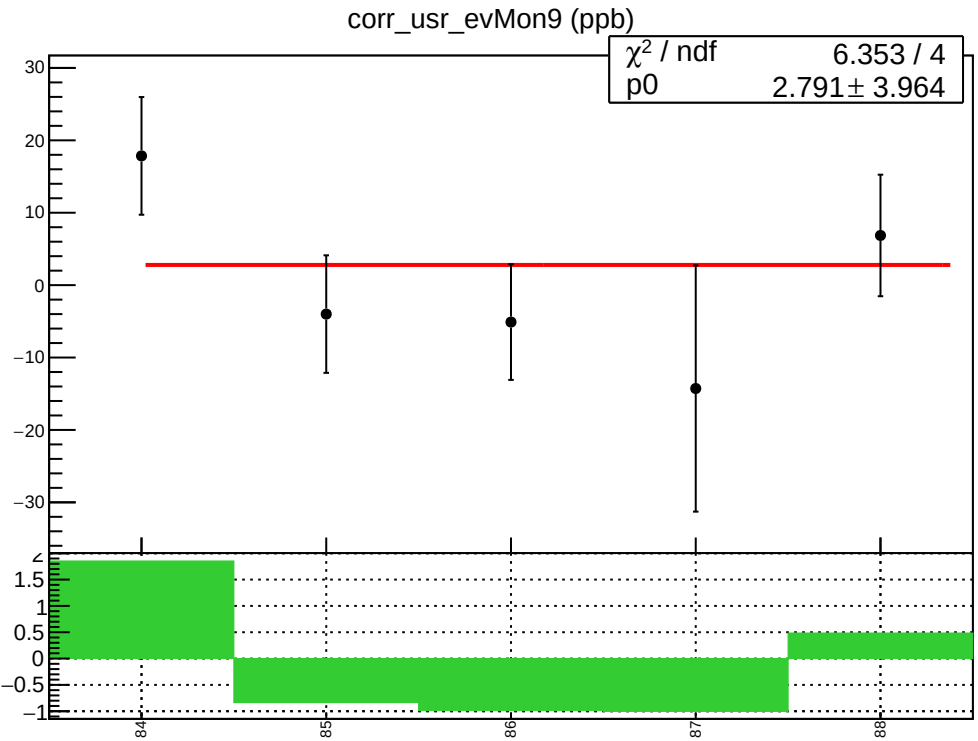
corr_usr_evMon9 (ppb)
χ² / ndf 6.353 / 4
p0 2.791 ± 3.964
84
85
86
87
88

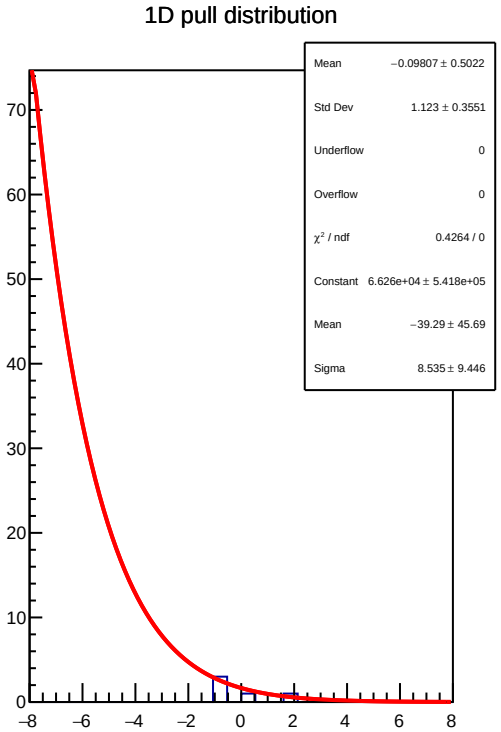
1D pull distribution
Mean −0.09807 ± 0.5022
Std Dev 1.123 ± 0.3551
Underflow 0
Overflow 0
χ² / ndf 0.4264 / 0
Constant 6.626e+04 ± 5.418e+05
Mean −39.29 ± 45.69
Sigma 8.535 ± 9.446

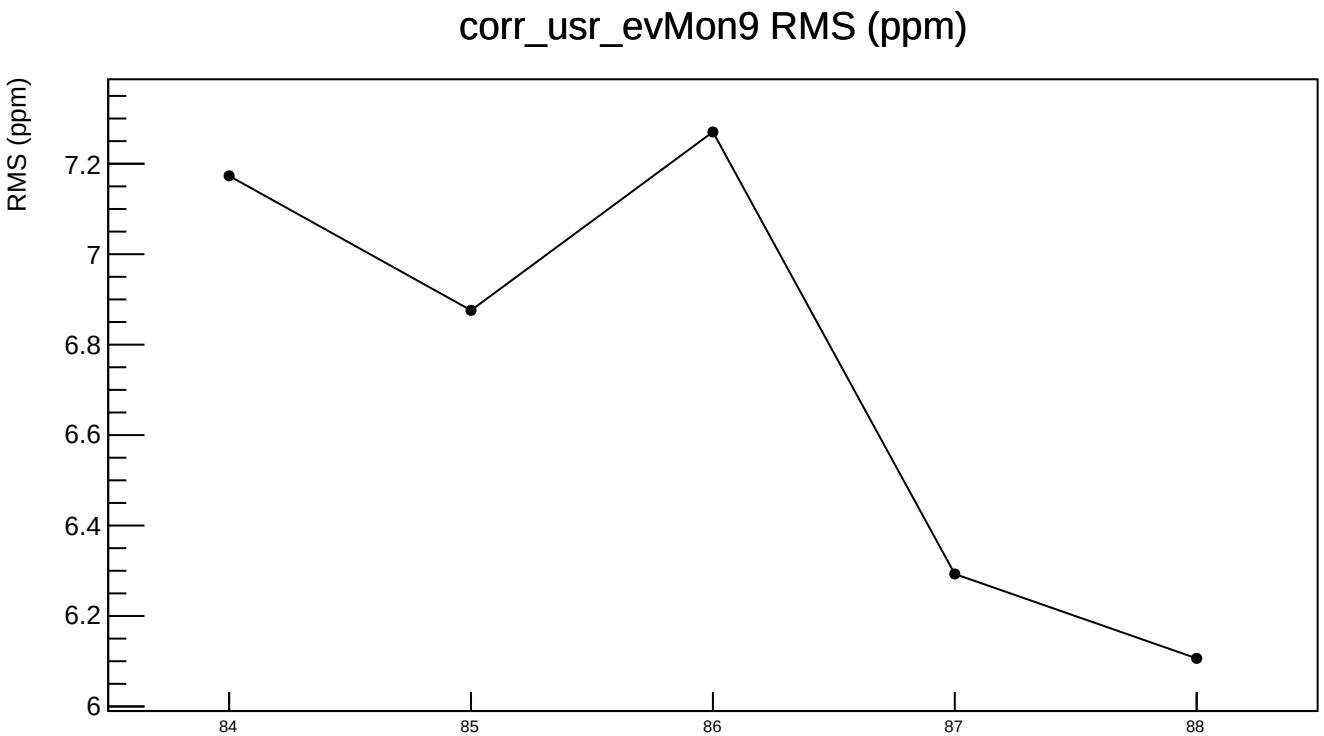
corr_usr_evMon9 RMS (ppm)
RMS (ppm)
7.2
7
6.8
6.6
6.4
6.2
6
84
85
86
87
88

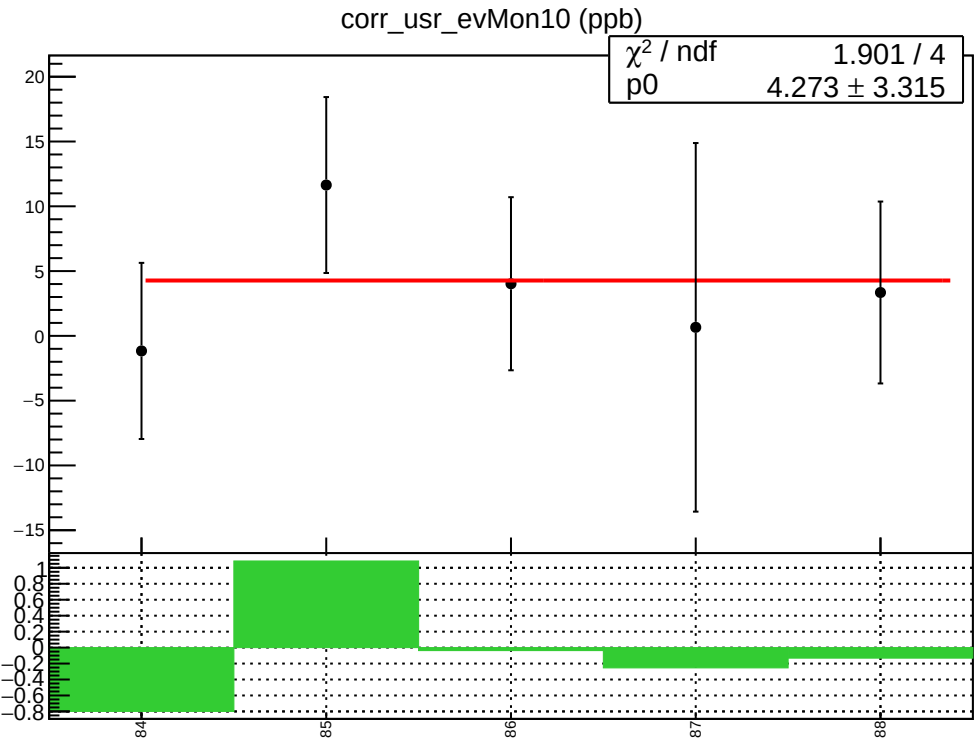
corr_usr_evMon10 (ppb)
χ² / ndf 1.901 / 4
p0 4.273 ± 3.315
20
15
10
5
0
−5
−10
−15
1
0.8
0.6
0.4
0.2
0
−0.2
−0.4
−0.6
−0.8
84
85
86
87
88

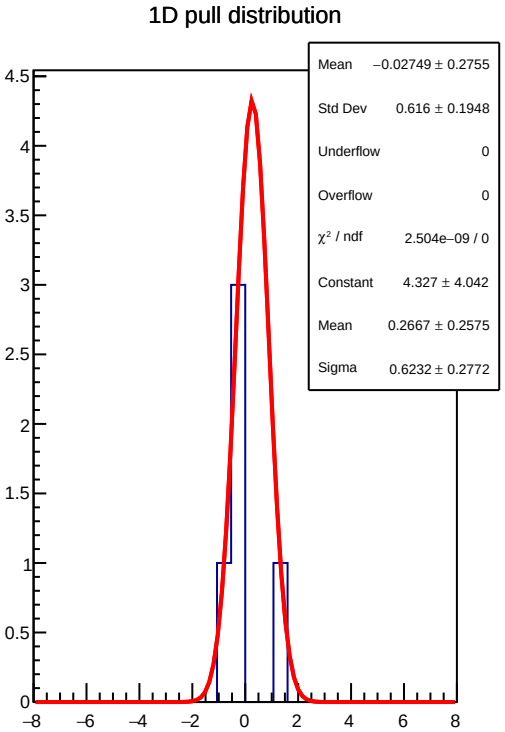
1D pull distribution
Mean −0.02749 ± 0.2755
Std Dev 0.616 ± 0.1948
Underflow 0
Overflow 0
χ² / ndf 2.504e−09 / 0
Constant 4.327 ± 4.042
Mean 0.2667 ± 0.2575
Sigma 0.6232 ± 0.2772
4.5
4
3.5
3
2.5
2
1.5
1
0.5
0
−8
−6
−4
−2
0
2
4
6
8

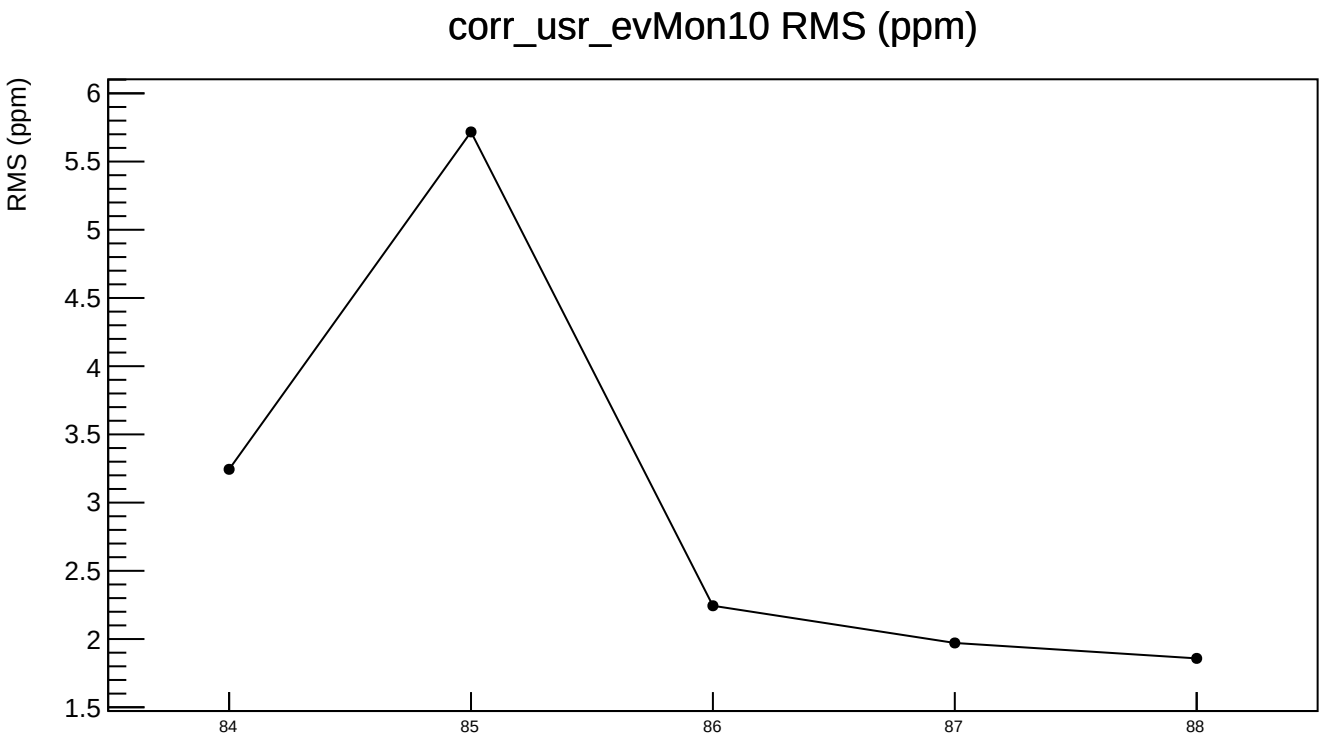
corr_usr_evMon10 RMS (ppm)
RMS (ppm)
6
5.5
5
4.5
4
3.5
3
2.5
2
1.5
84
85
86
87
88

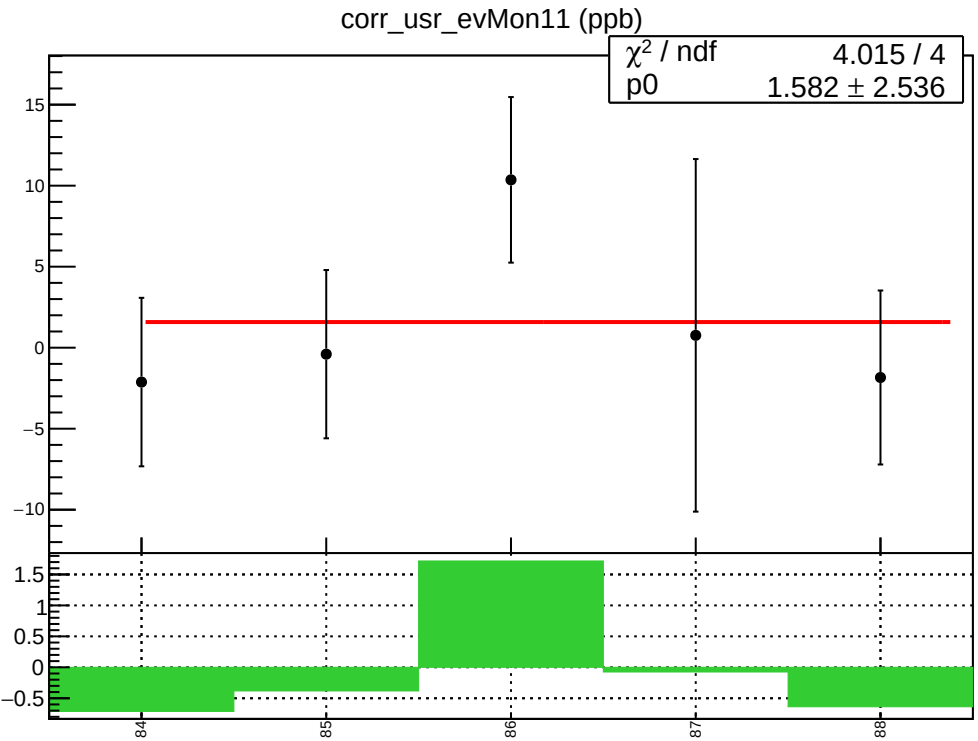
corr_usr_evMon11 (ppb)
χ² / ndf 4.015 / 4
p0 1.582 ± 2.536
15
10
5
0
−5
−10
1.5
1
0.5
0
−0.5
84
85
86
87
88

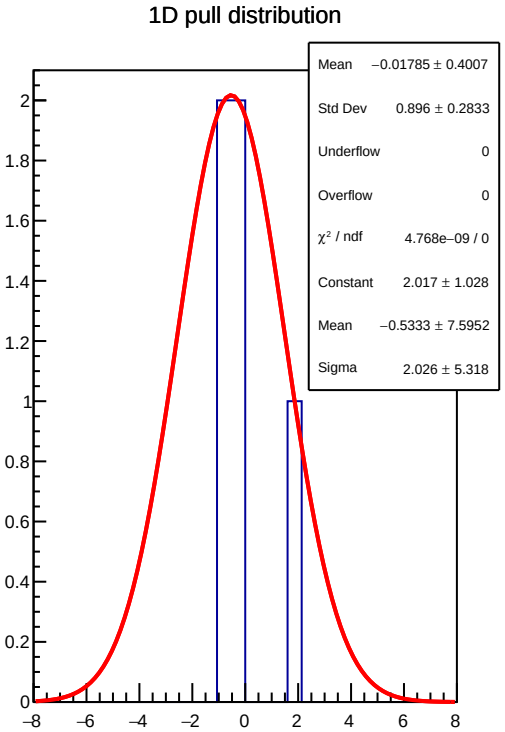
1D pull distribution
Mean −0.01785 ± 0.4007
Std Dev 0.896 ± 0.2833
Underflow 0
Overflow 0
χ² / ndf 4.768e−09 / 0
Constant 2.017 ± 1.028
Mean −0.5333 ± 7.5952
Sigma 2.026 ± 5.318
2
1.8
1.6
1.4
1.2
1
0.8
0.6
0.4
0.2
0
−8
−6
−4
−2
0
2
4
6
8
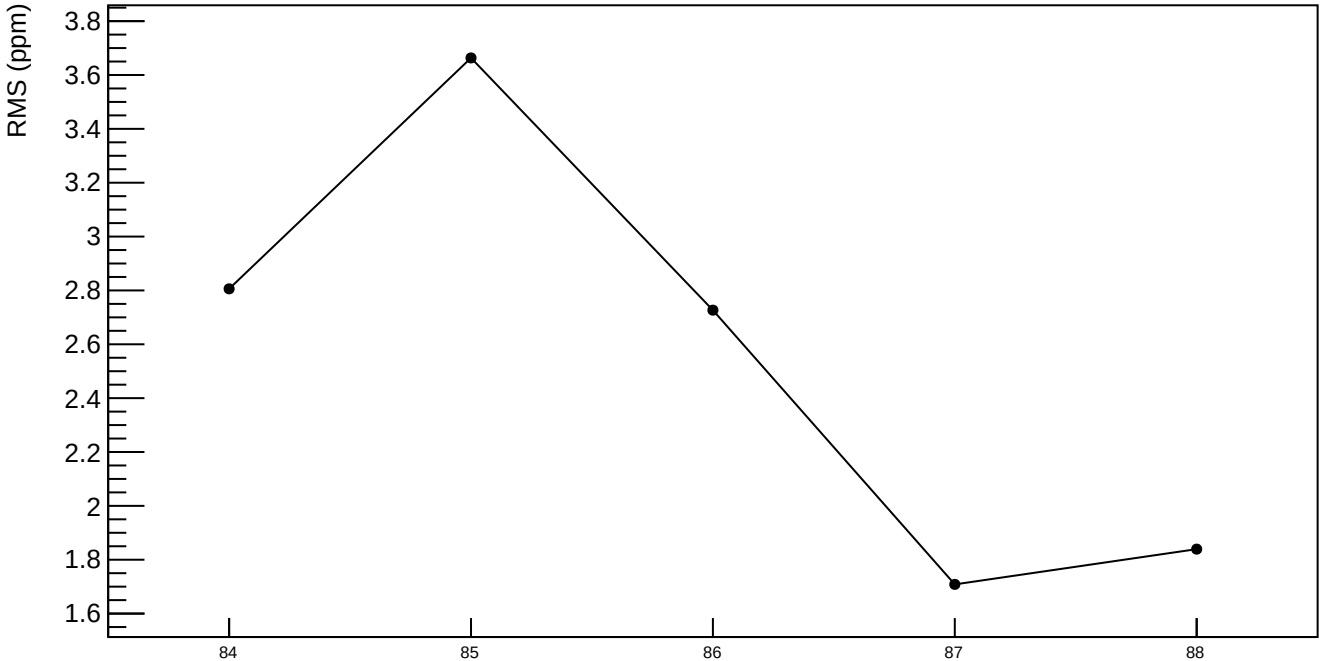
corr_usr_evMon11 RMS (ppm)