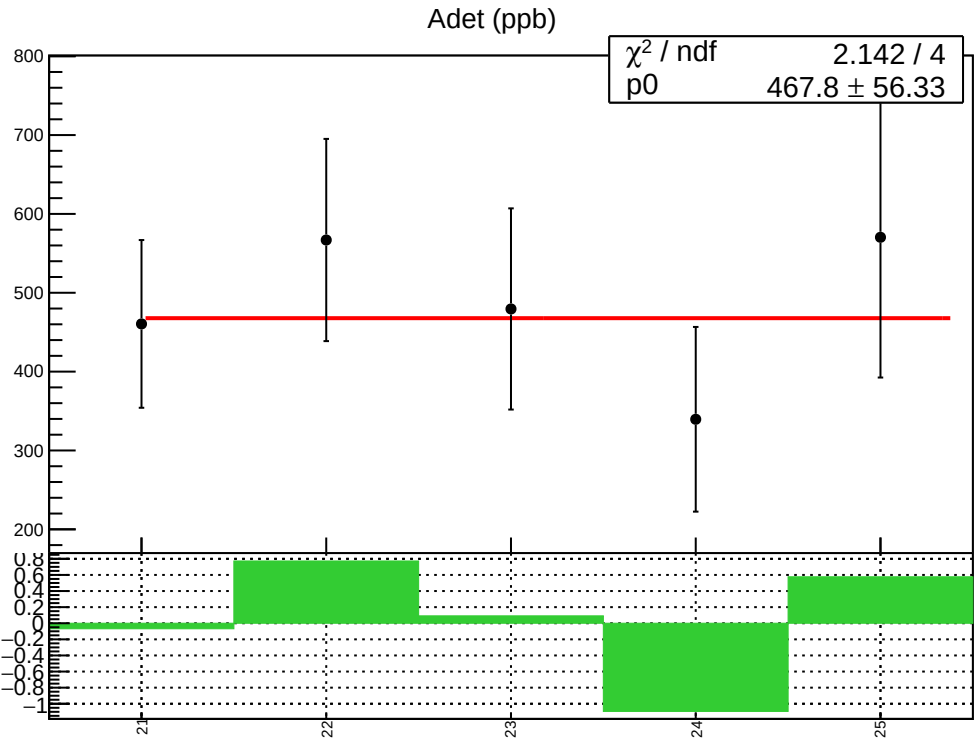
Adet (ppb)
χ^2 / ndf 2.142 / 4
p0 467.8 ± 56.33
800
700
600
500
400
300
200
0.8
0.6
0.4
0.2
0
−0.2
−0.4
−0.6
−0.8
−1
21
22
23
24
25

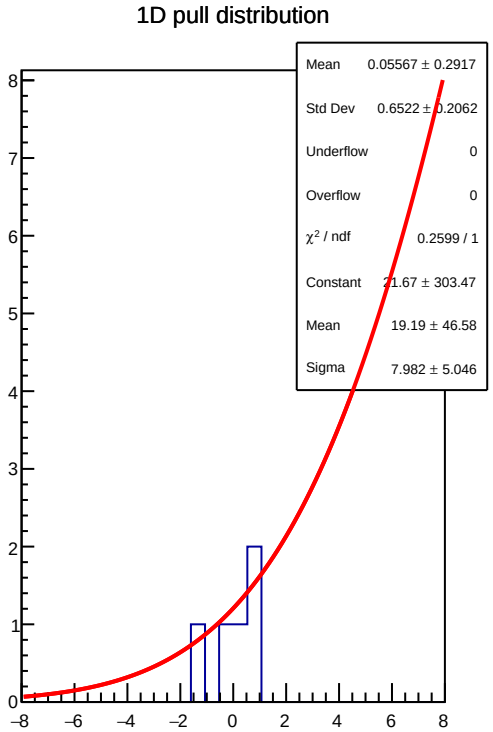
1D pull distribution
Mean 0.05567 ± 0.2917
Std Dev 0.6522 ± 0.2062
Underflow 0
Overflow 0
χ^2 / ndf 0.2599 / 1
Constant 21.67 ± 303.47
Mean 19.19 ± 46.58
Sigma 7.982 ± 5.046
8
7
6
5
4
3
2
1
0
−8
−6
−4
−2
0
2
4
6
8

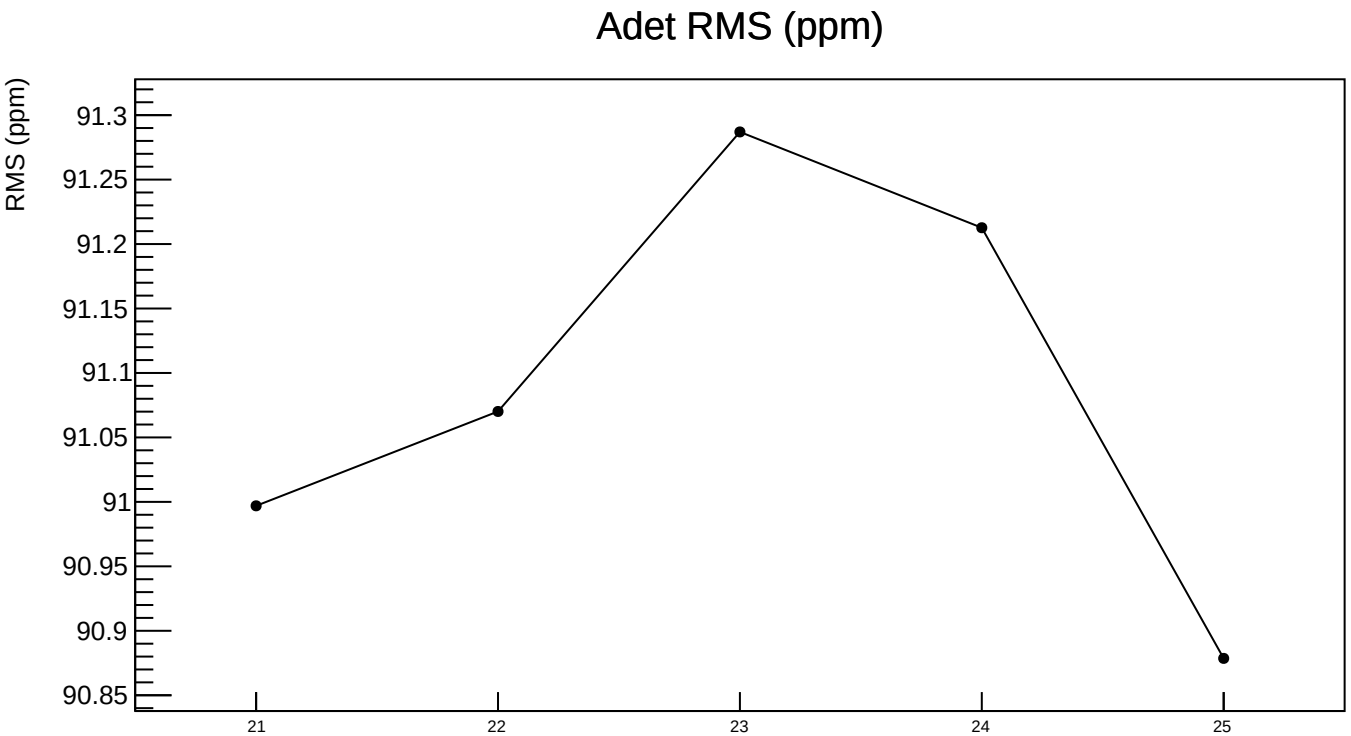
Adet RMS (ppm)
RMS (ppm)
91.3
91.25
91.2
91.15
91.1
91.05
91
90.95
90.9
90.85
21
22
23
24
25

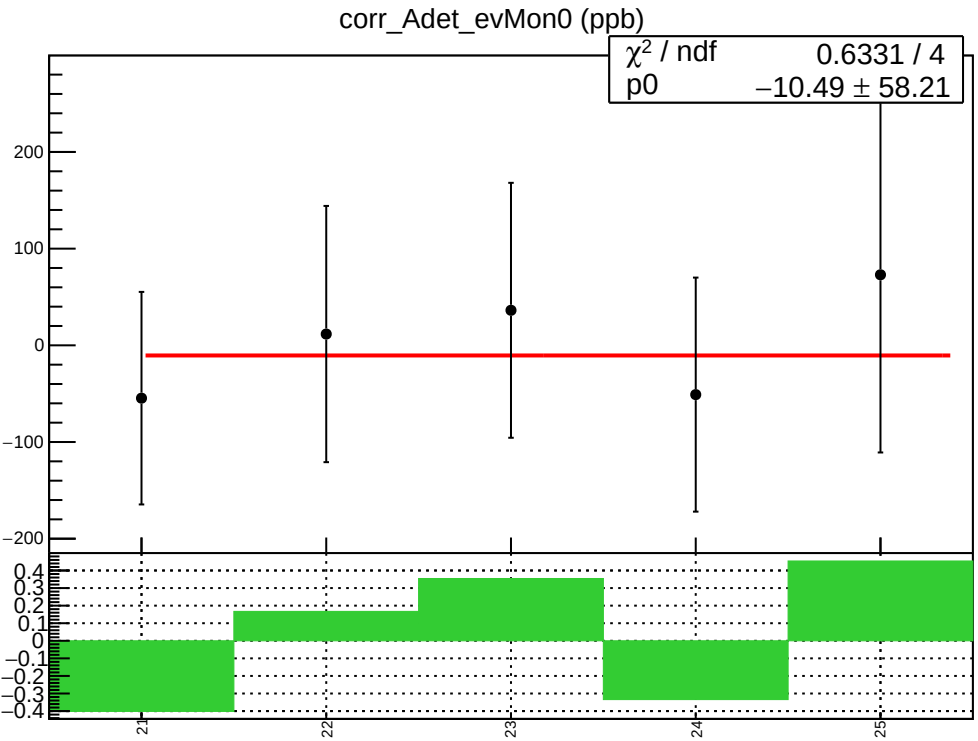
corr_Adet_evMon0 (ppb)
χ² / ndf 0.6331 / 4
p0 −10.49 ± 58.21
200
100
0
−100
−200
0.4
0.3
0.2
0.1
0
−0.1
−0.2
−0.3
−0.4
21
22
23
24
25

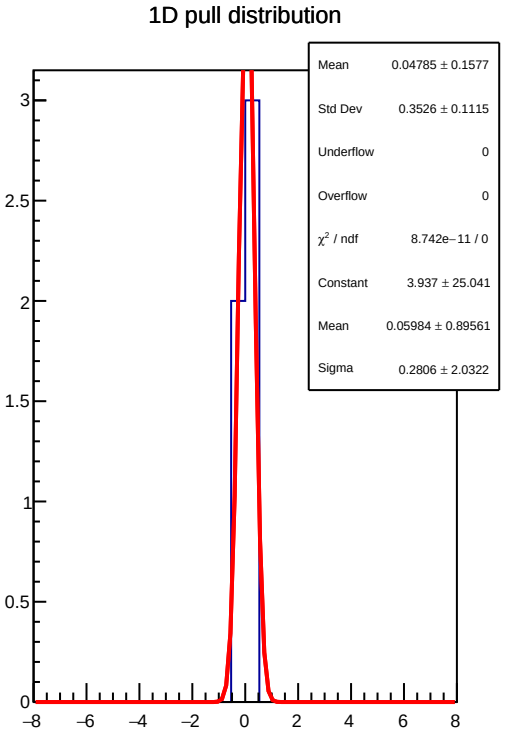
1D pull distribution
Mean 0.04785 ± 0.1577
Std Dev 0.3526 ± 0.1115
Underflow 0
Overflow 0
χ² / ndf 8.742e−11 / 0
Constant 3.937 ± 25.041
Mean 0.05984 ± 0.89561
Sigma 0.2806 ± 2.0322
3
2.5
2
1.5
1
0.5
0
−8
−6
−4
−2
0
2
4
6
8

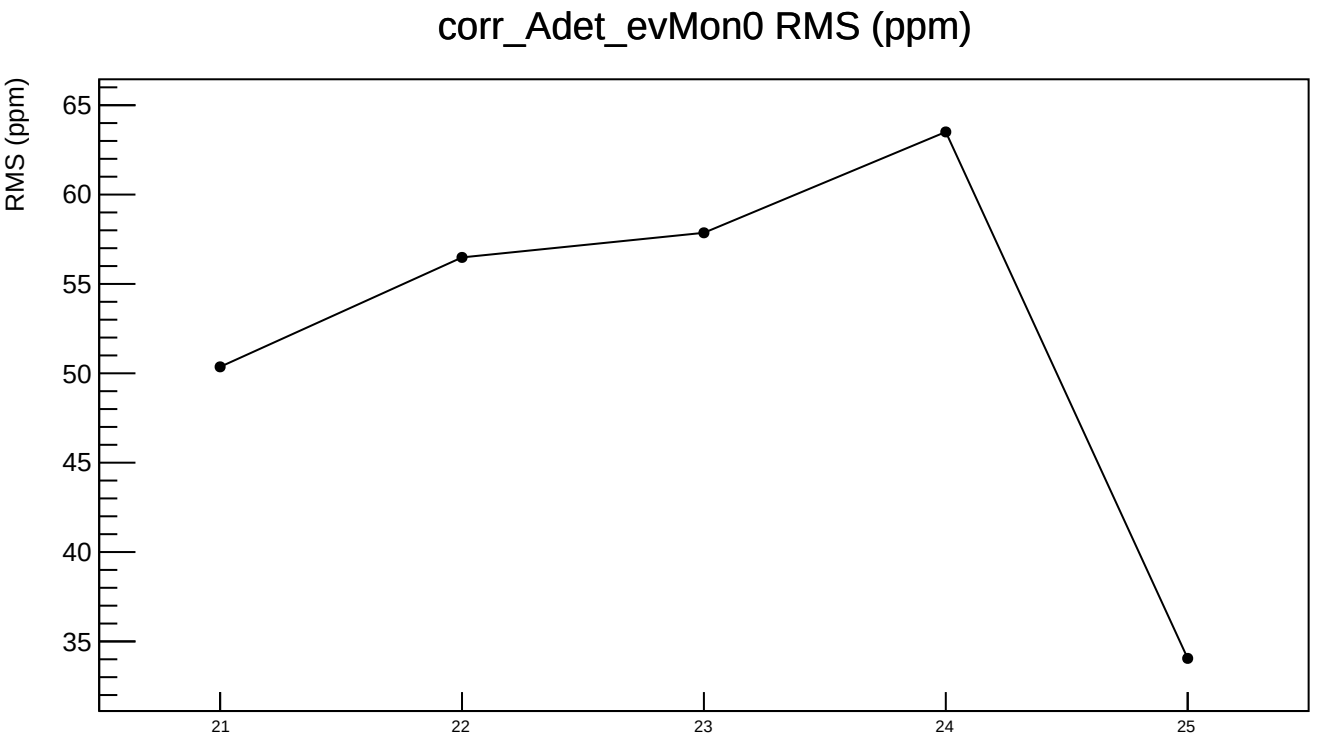
corr_Adet_evMon0 RMS (ppm)
RMS (ppm)
65
60
55
50
45
40
35
21
22
23
24
25

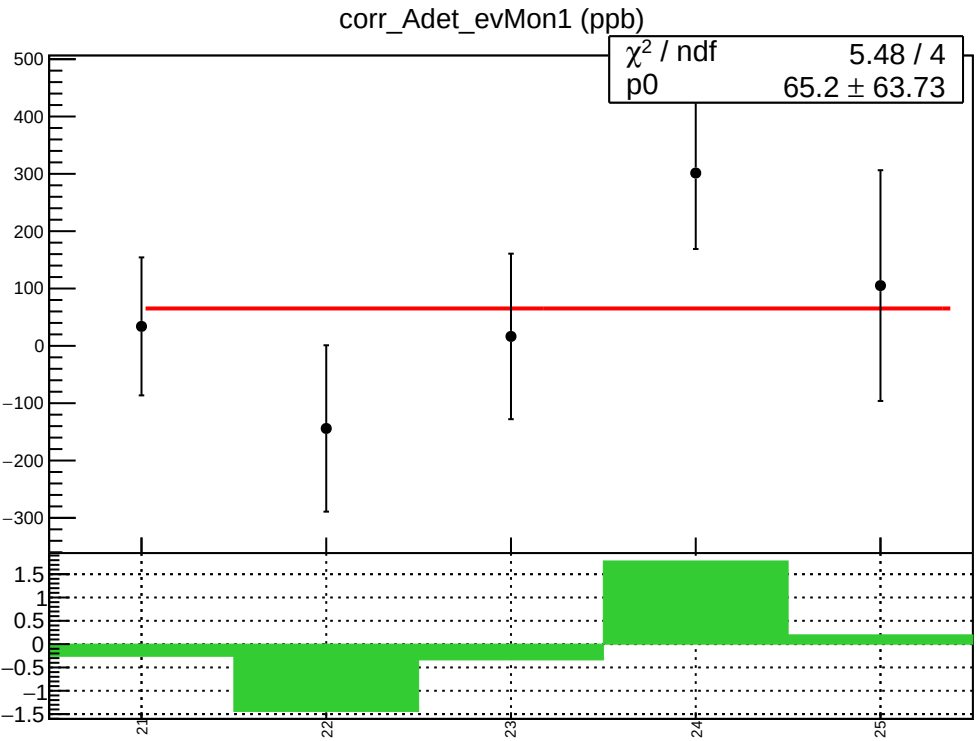
corr_Adet_evMon1 (ppb)
χ² / ndf 5.48 / 4
p0 65.2 ± 63.73
500
400
300
200
100
0
−100
−200
−300
1.5
1
0.5
0
−0.5
−1
−1.5
21
22
23
24
25

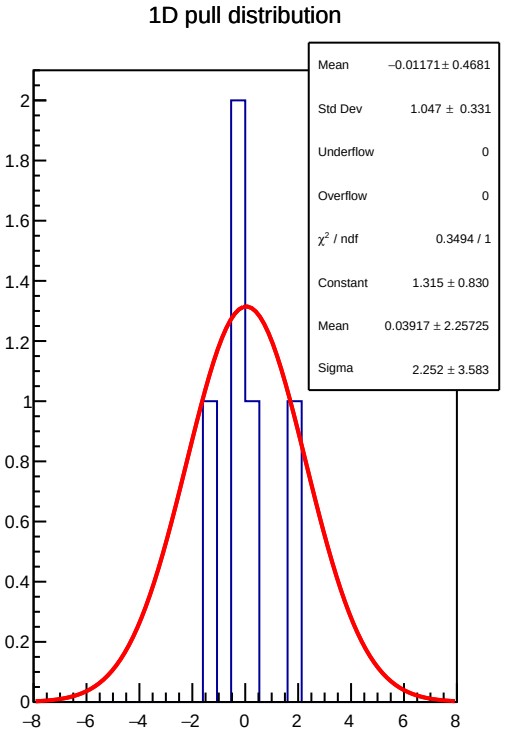
1D pull distribution
Mean −0.01171 ± 0.4681
Std Dev 1.047 ± 0.331
Underflow 0
Overflow 0
χ² / ndf 0.3494 / 1
Constant 1.315 ± 0.830
Mean 0.03917 ± 2.25725
Sigma 2.252 ± 3.583
2
1.8
1.6
1.4
1.2
1
0.8
0.6
0.4
0.2
0
−8
−6
−4
−2
0
2
4
6
8

corr_Adet_evMon1 RMS (ppm)

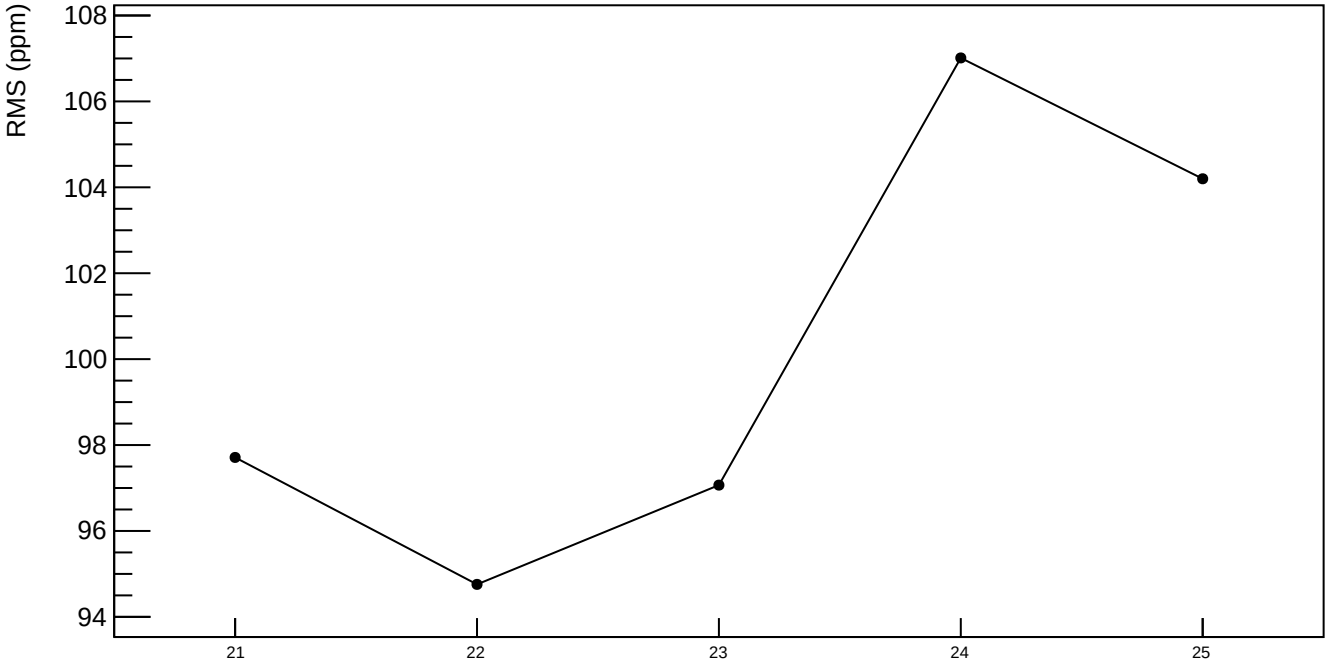

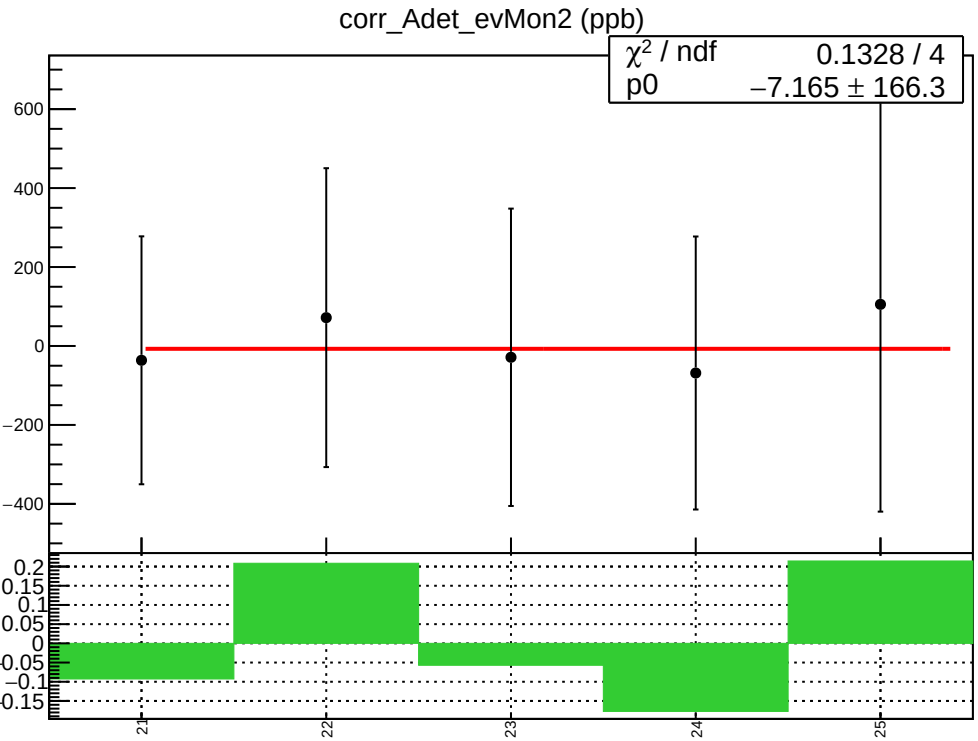
corr_Adet_evMon2 (ppb)
χ² / ndf 0.1328 / 4
p0 −7.165 ± 166.3
600
400
200
0
−200
−400
0.2
0.15
0.1
0.05
0
−0.05
−0.1
−0.15
21
22
23
24
25

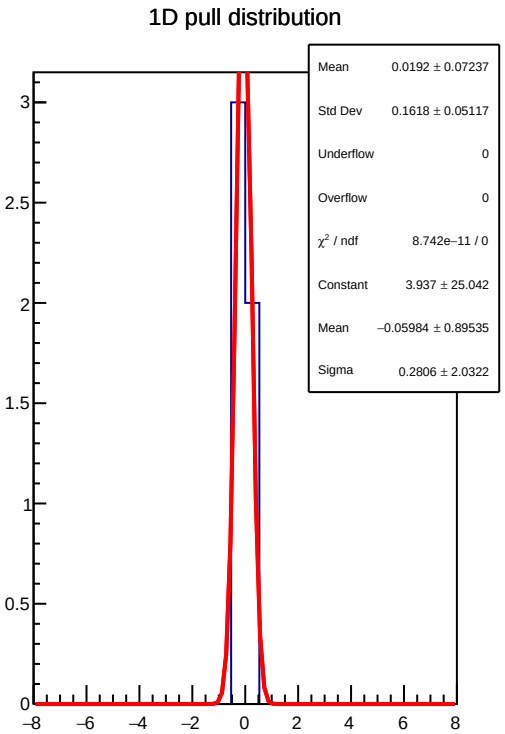
1D pull distribution
Mean 0.0192 ± 0.07237
Std Dev 0.1618 ± 0.05117
Underflow 0
Overflow 0
χ² / ndf 8.742e−11 / 0
Constant 3.937 ± 25.042
Mean −0.05984 ± 0.89535
Sigma 0.2806 ± 2.0322
3
2.5
2
1.5
1
0.5
0
−8
−6
−4
−2
0
2
4
6
8

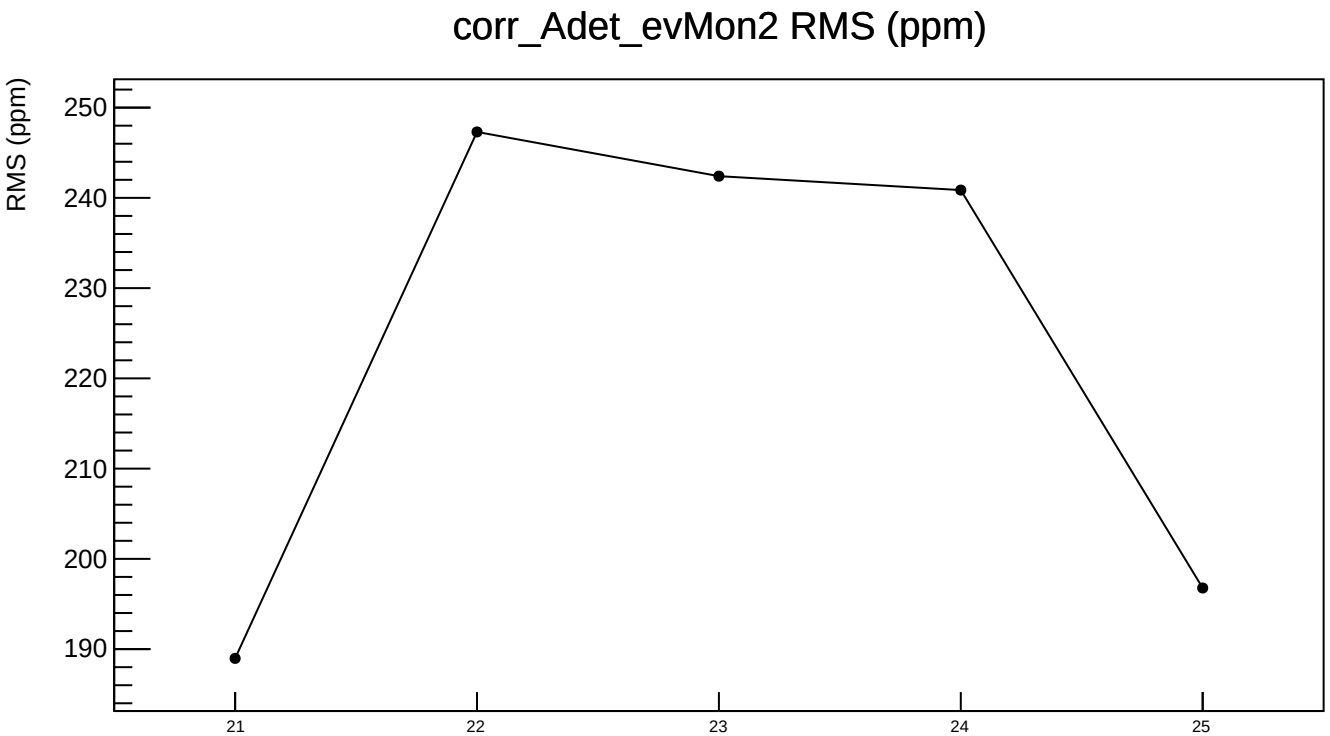
corr_Adet_evMon2 RMS (ppm)
RMS (ppm)
250
240
230
220
210
200
190
21
22
23
24
25

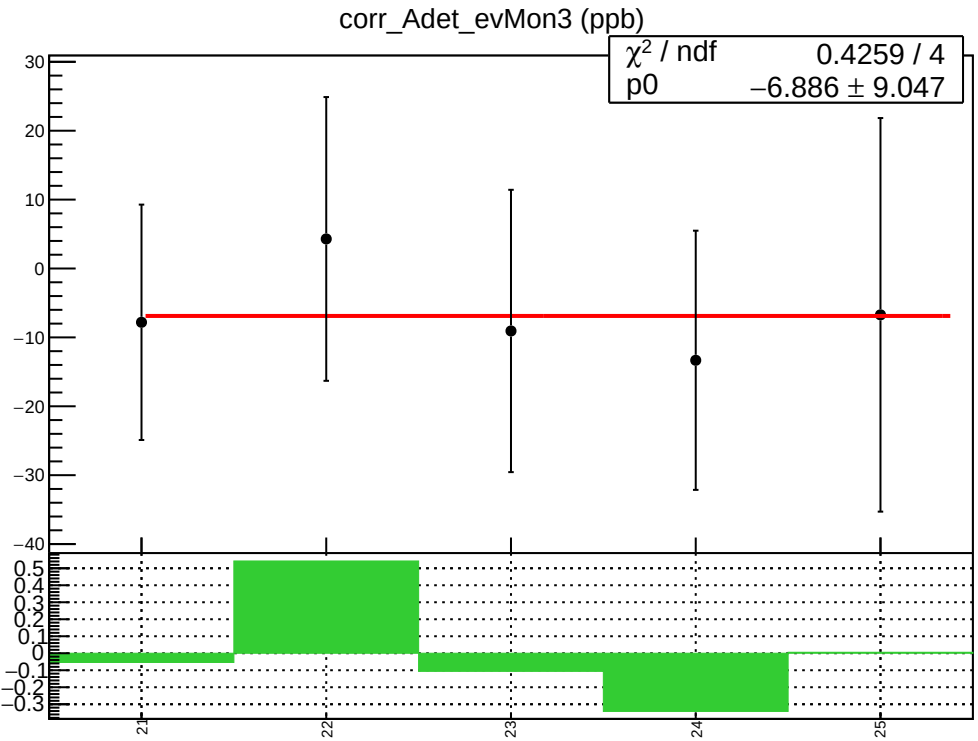
corr_Adet_evMon3 (ppb)
χ² / ndf 0.4259 / 4
p0 −6.886 ± 9.047
30
20
10
0
−10
−20
−30
−40
0.5
0.4
0.3
0.2
0.1
0
−0.1
−0.2
−0.3
21
22
23
24
25

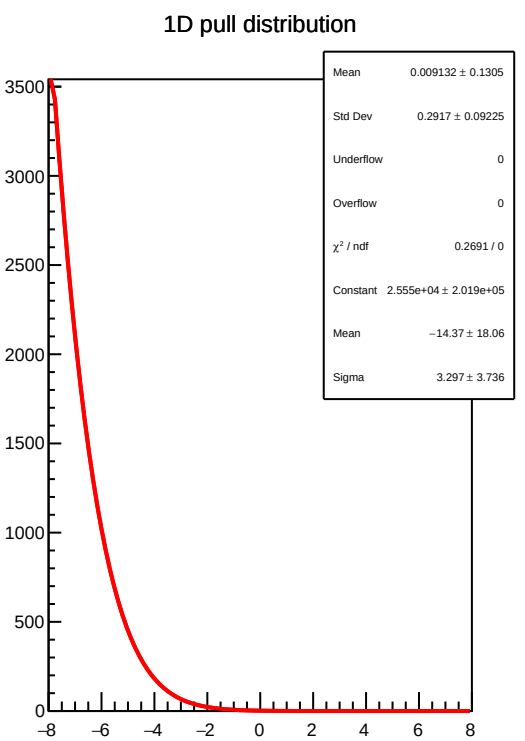
1D pull distribution
Mean 0.009132 ± 0.1305
Std Dev 0.2917 ± 0.09225
Underflow 0
Overflow 0
χ² / ndf 0.2691 / 0
Constant 2.555e+04 ± 2.019e+05
Mean −14.37 ± 18.06
Sigma 3.297 ± 3.736
3500
3000
2500
2000
1500
1000
500
0
−8
−6
−4
−2
0
2
4
6
8

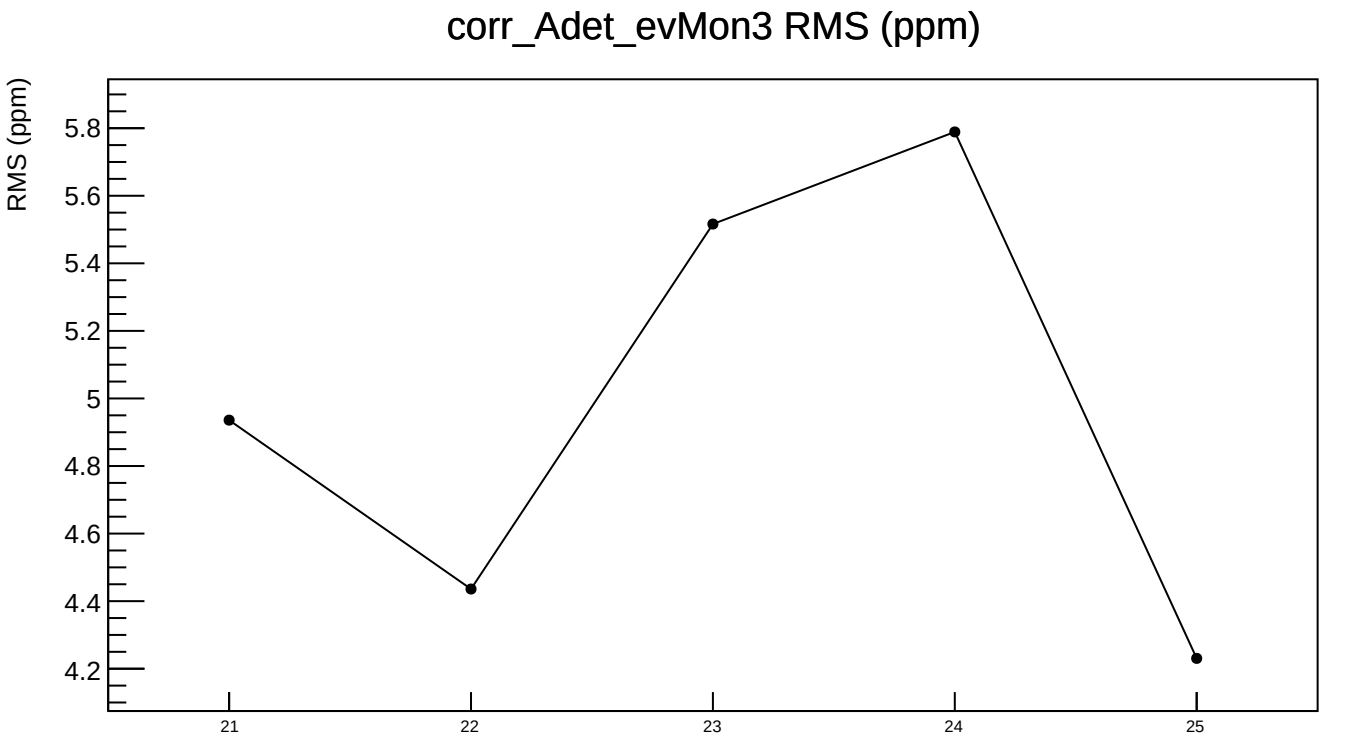
corr_Adet_evMon3 RMS (ppm)
RMS (ppm)
5.8
5.6
5.4
5.2
5
4.8
4.6
4.4
4.2
21
22
23
24
25

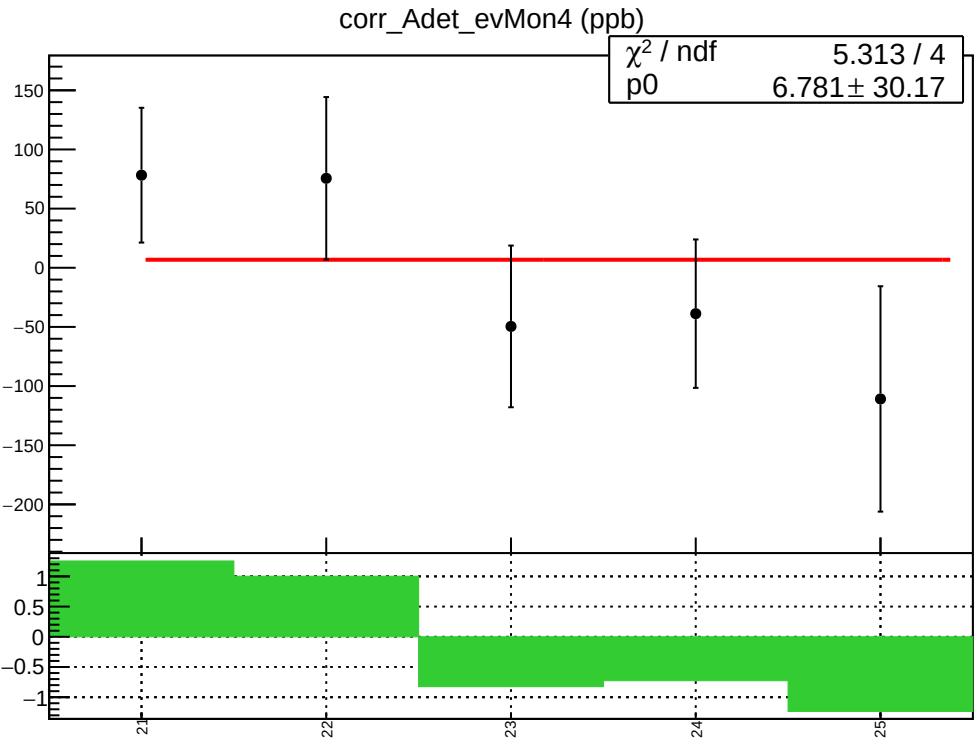
corr_Adet_evMon4 (ppb)
χ² / ndf 5.313 / 4
p0 6.781 ± 30.17
150
100
50
0
−50
−100
−150
−200
1
0.5
0
−0.5
−1
21
22
23
24
25

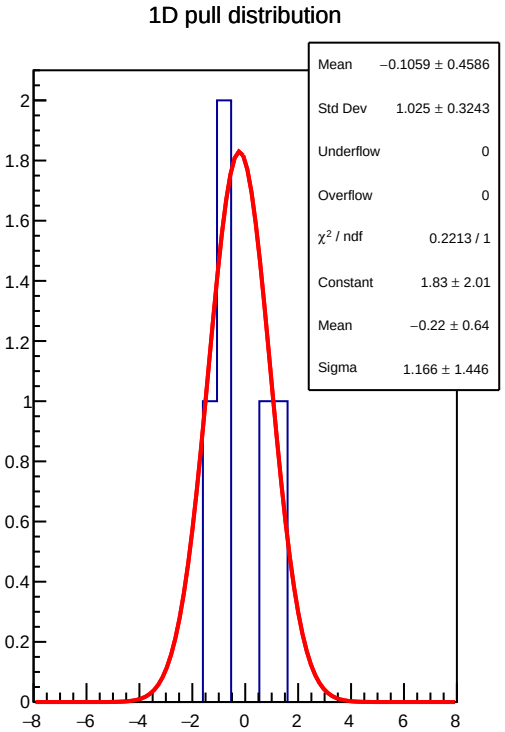
1D pull distribution
Mean −0.1059 ± 0.4586
Std Dev 1.025 ± 0.3243
Underflow 0
Overflow 0
χ² / ndf 0.2213 / 1
Constant 1.83 ± 2.01
Mean −0.22 ± 0.64
Sigma 1.166 ± 1.446
2
1.8
1.6
1.4
1.2
1
0.8
0.6
0.4
0.2
0
−8
−6
−4
−2
0
2
4
6
8

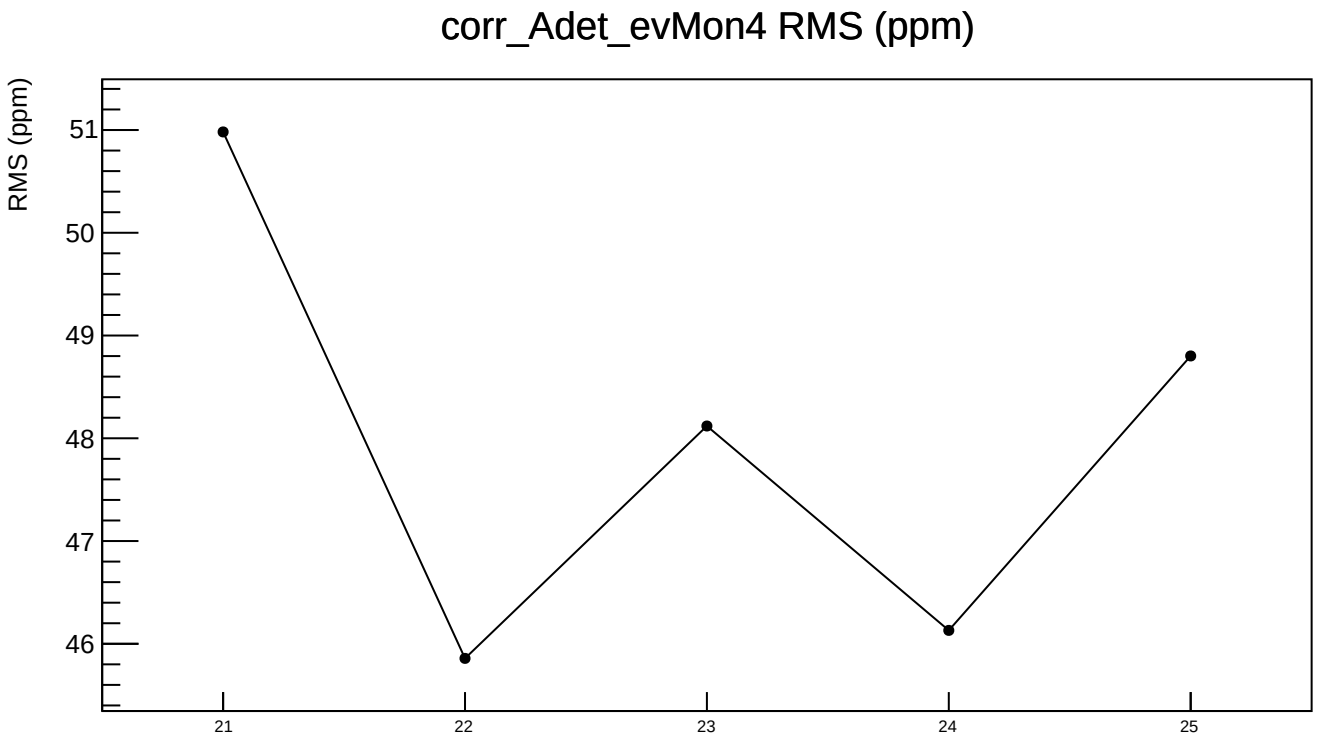
corr_Adet_evMon4 RMS (ppm)
RMS (ppm)
51
50
49
48
47
46
21
22
23
24
25

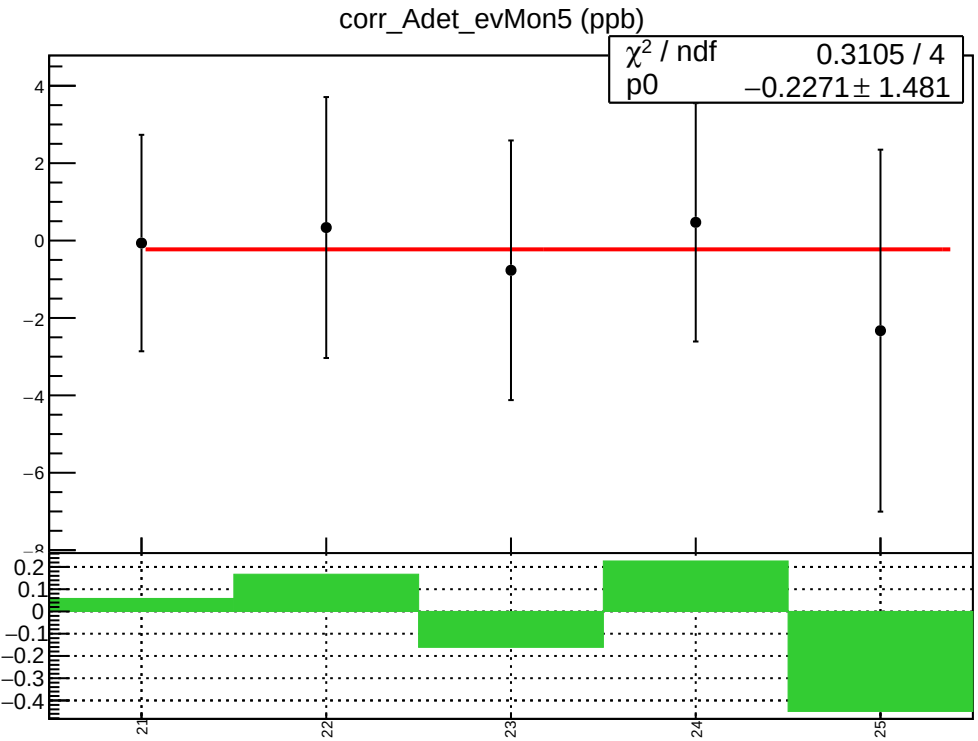
corr_Adet_evMon5 (ppb)
χ² / ndf 0.3105 / 4
p0 −0.2271 ± 1.481
21
22
23
24
25

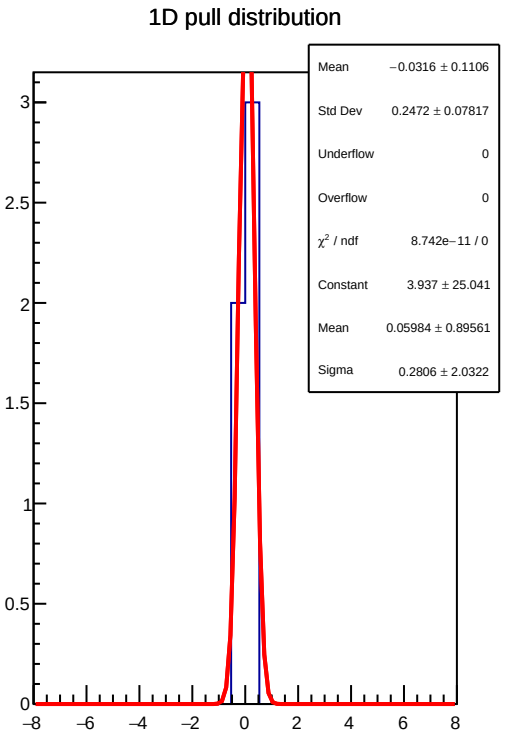
1D pull distribution
Mean −0.0316 ± 0.1106
Std Dev 0.2472 ± 0.07817
Underflow 0
Overflow 0
χ² / ndf 8.742e−11 / 0
Constant 3.937 ± 25.041
Mean 0.05984 ± 0.89561
Sigma 0.2806 ± 2.0322

corr_Adet_evMon5 RMS (ppm)

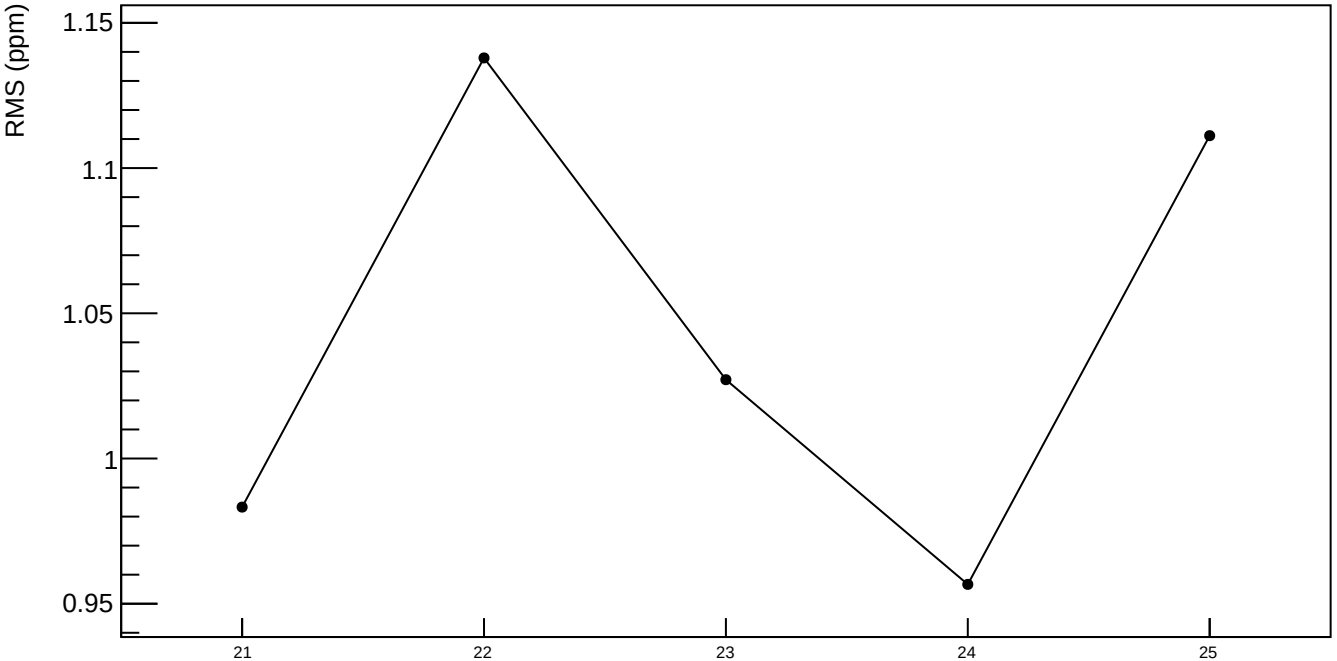

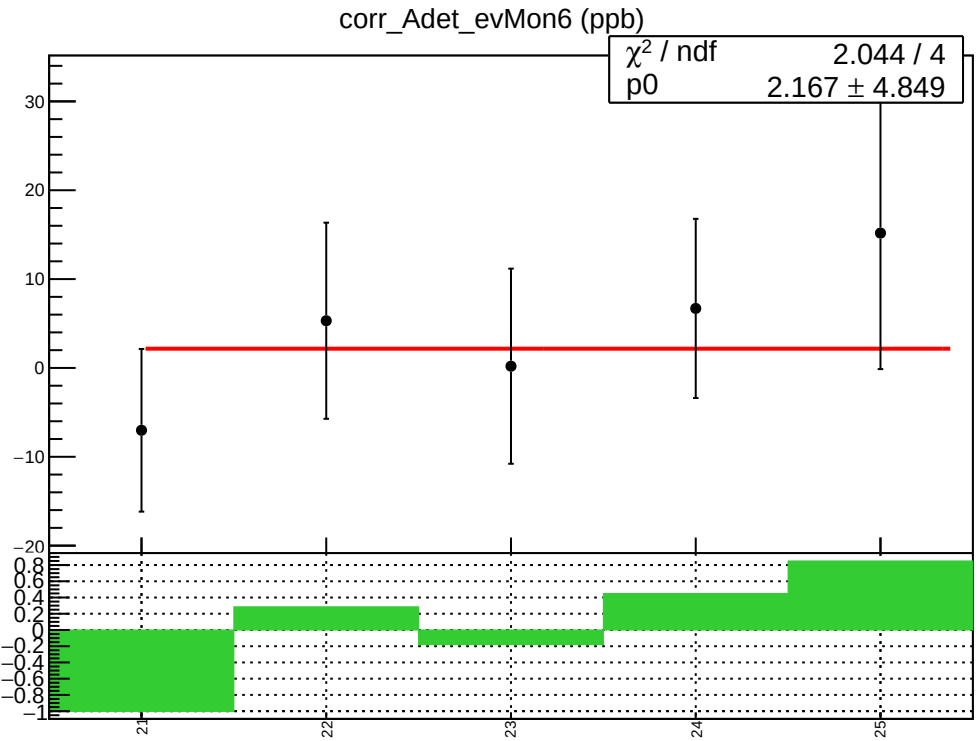
corr_Adet_evMon6 (ppb)
χ² / ndf 2.044 / 4
p0 2.167 ± 4.849
30
20
10
0
−10
−20
0.8
0.6
0.4
0.2
0
−0.2
−0.4
−0.6
−0.8
−1
21
22
23
24
25

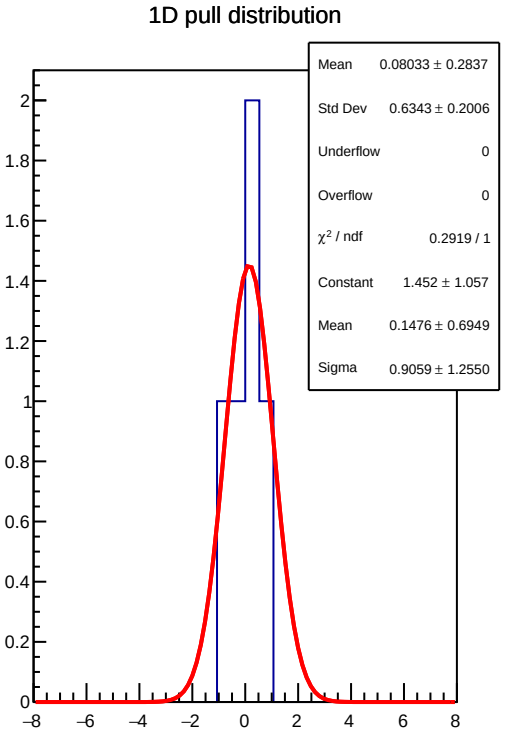
1D pull distribution
Mean 0.08033 ± 0.2837
Std Dev 0.6343 ± 0.2006
Underflow 0
Overflow 0
χ² / ndf 0.2919 / 1
Constant 1.452 ± 1.057
Mean 0.1476 ± 0.6949
Sigma 0.9059 ± 1.2550
2
1.8
1.6
1.4
1.2
1
0.8
0.6
0.4
0.2
0
−8
−6
−4
−2
0
2
4
6
8

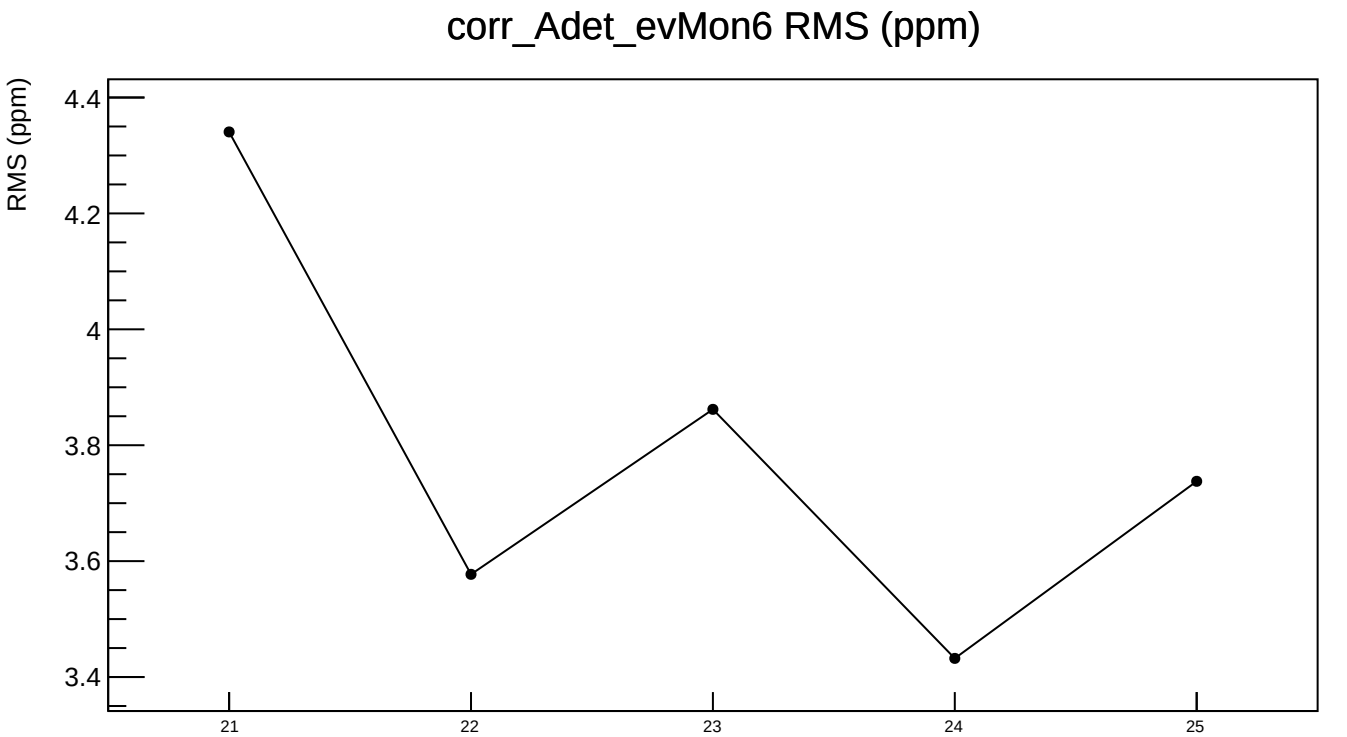
corr_Adet_evMon6 RMS (ppm)
RMS (ppm)
4.4
4.2
4
3.8
3.6
3.4
21
22
23
24
25

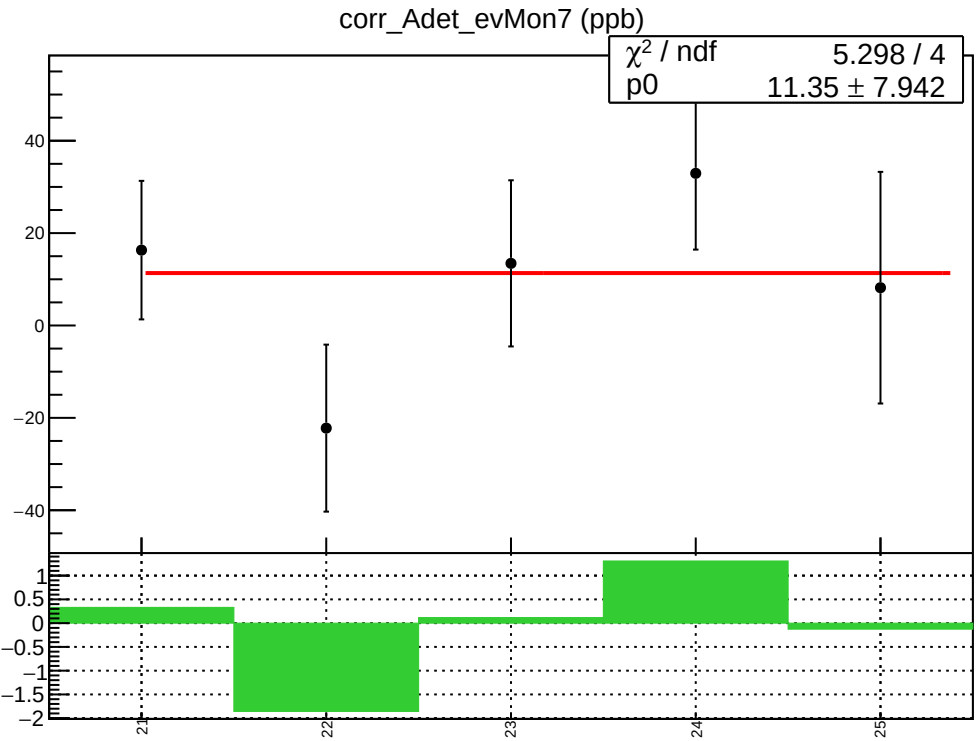
corr_Adet_evMon7 (ppb)
χ^2 / ndf 5.298 / 4
p0 11.35 ± 7.942
40
20
0
−20
−40
1
0.5
0
−0.5
−1
−1.5
−2
21
22
23
24
25

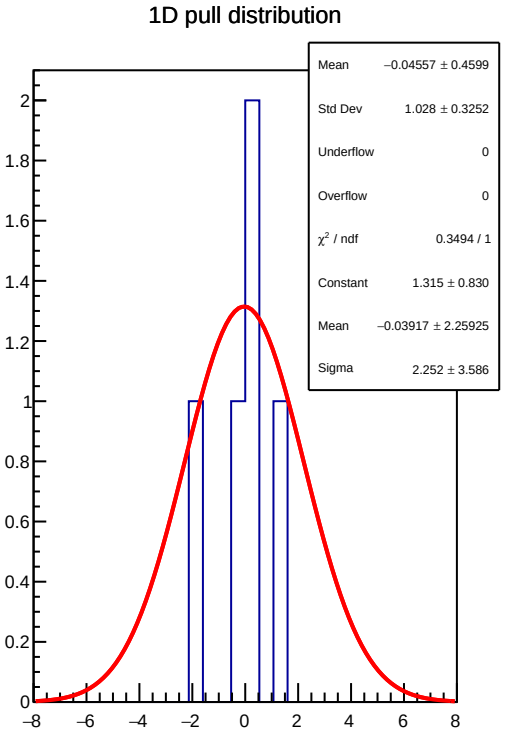
1D pull distribution
Mean −0.04557 ± 0.4599
Std Dev 1.028 ± 0.3252
Underflow 0
Overflow 0
χ^2 / ndf 0.3494 / 1
Constant 1.315 ± 0.830
Mean −0.03917 ± 2.25925
Sigma 2.252 ± 3.586
2
1.8
1.6
1.4
1.2
1
0.8
0.6
0.4
0.2
0
−8
−6
−4
−2
0
2
4
6
8

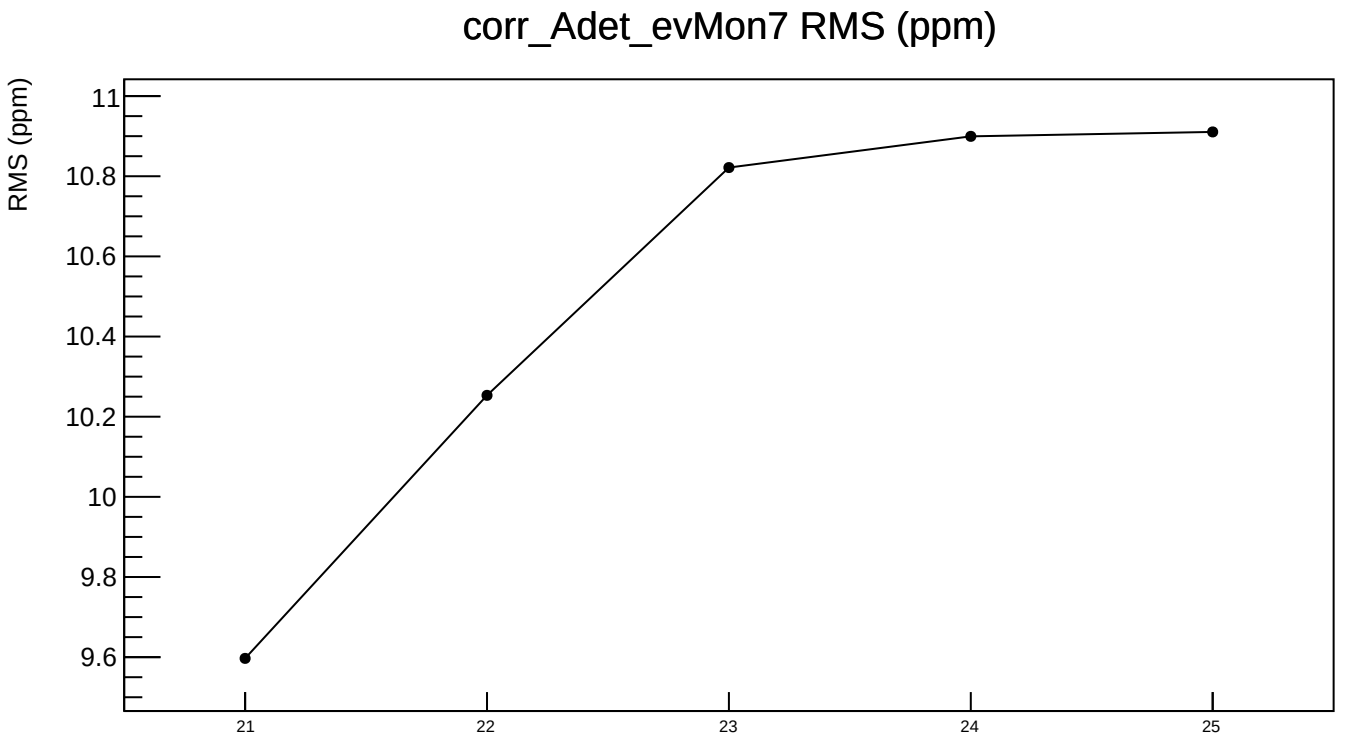
corr_Adet_evMon7 RMS (ppm)
RMS (ppm)
11
10.8
10.6
10.4
10.2
10
9.8
9.6
21
22
23
24
25

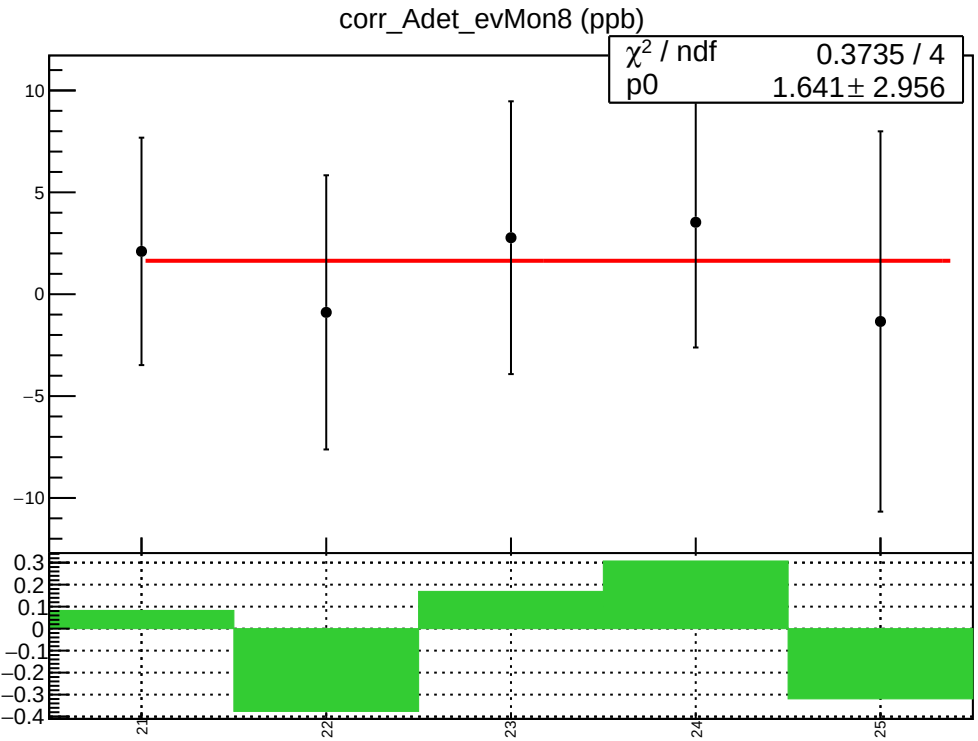
corr_Adet_evMon8 (ppb)
χ^2 / ndf 0.3735 / 4
p0 1.641 ± 2.956
10
5
0
−5
−10
0.3
0.2
0.1
0
−0.1
−0.2
−0.3
−0.4
21
22
23
24
25

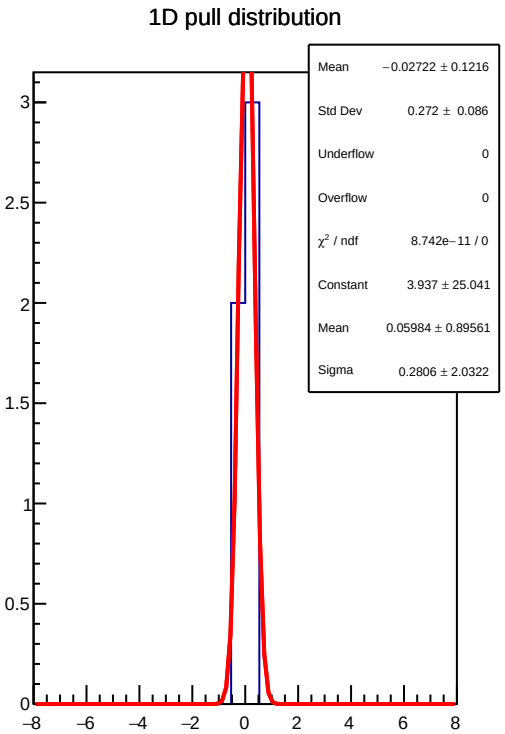
1D pull distribution
Mean −0.02722 ± 0.1216
Std Dev 0.272 ± 0.086
Underflow 0
Overflow 0
χ^2 / ndf 8.742e−11 / 0
Constant 3.937 ± 25.041
Mean 0.05984 ± 0.89561
Sigma 0.2806 ± 2.0322
3
2.5
2
1.5
1
0.5
0
−8
−6
−4
−2
0
2
4
6
8

corr_Adet_evMon8 RMS (ppm)

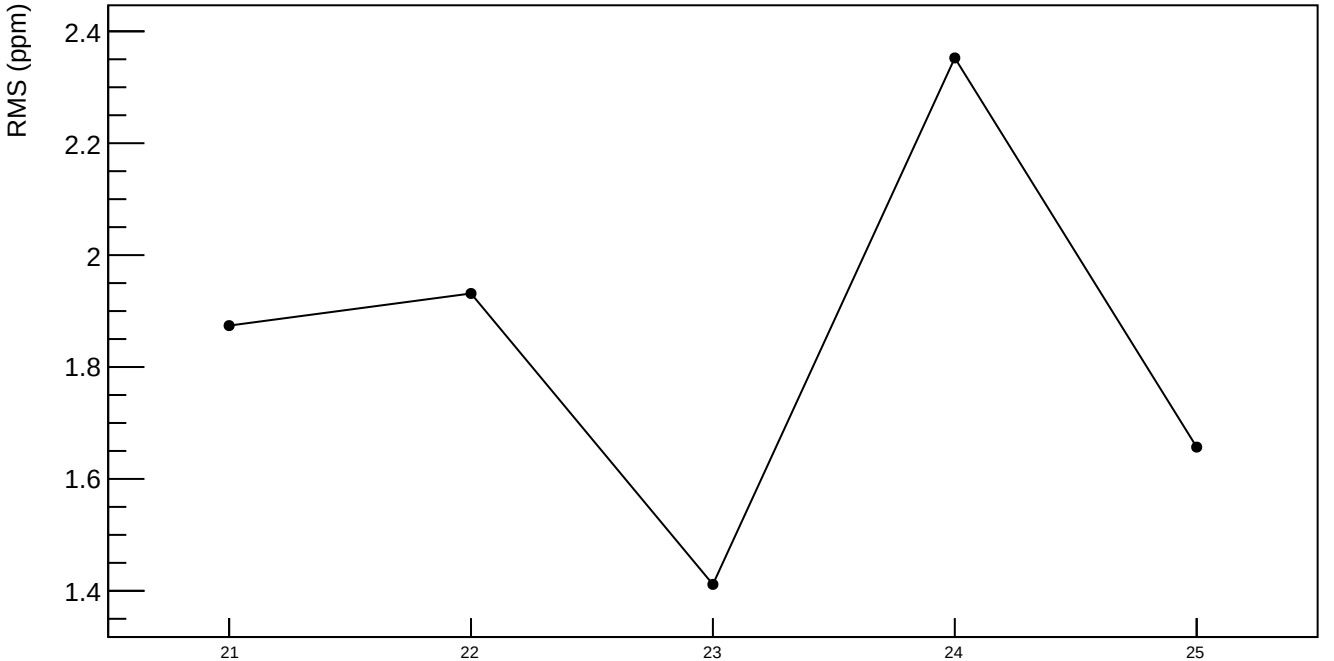

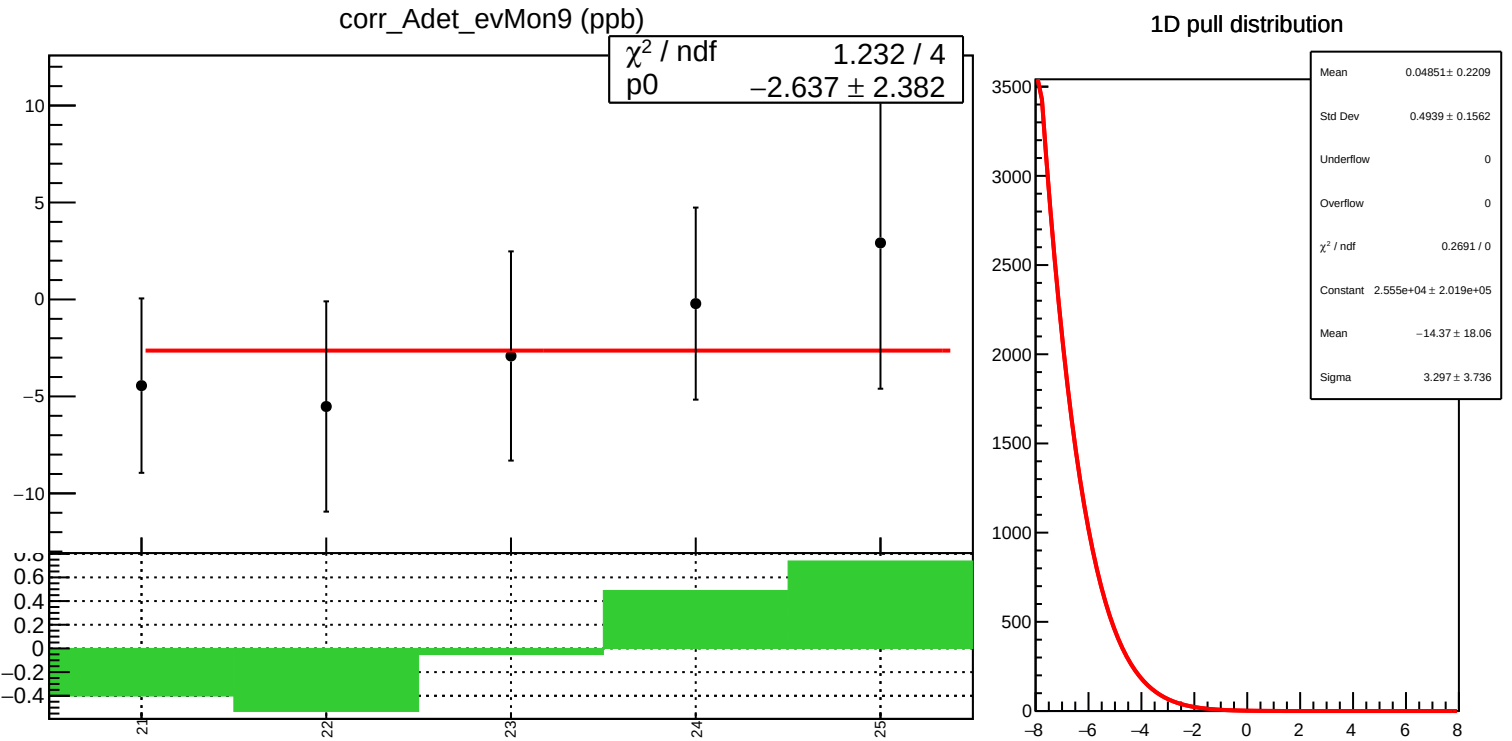
corr_Adet_evMon9 (ppb)
χ² / ndf 1.232 / 4
p0 −2.637 ± 2.382
1D pull distribution
Mean 0.04851 ± 0.2209
Std Dev 0.4939 ± 0.1562
Underflow 0
Overflow 0
χ² / ndf 0.2691 / 0
Constant 2.555e+04 ± 2.019e+05
Mean −14.37 ± 18.06
Sigma 3.297 ± 3.736

corr_Adet_evMon9 RMS (ppm)

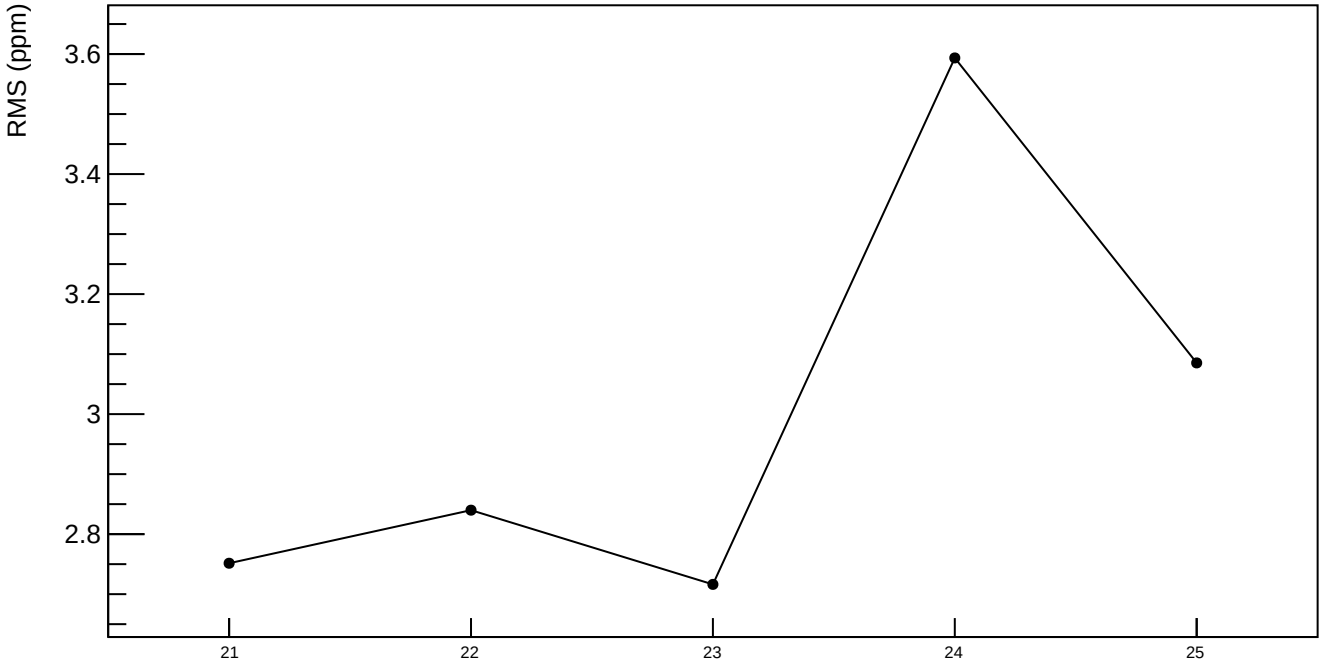

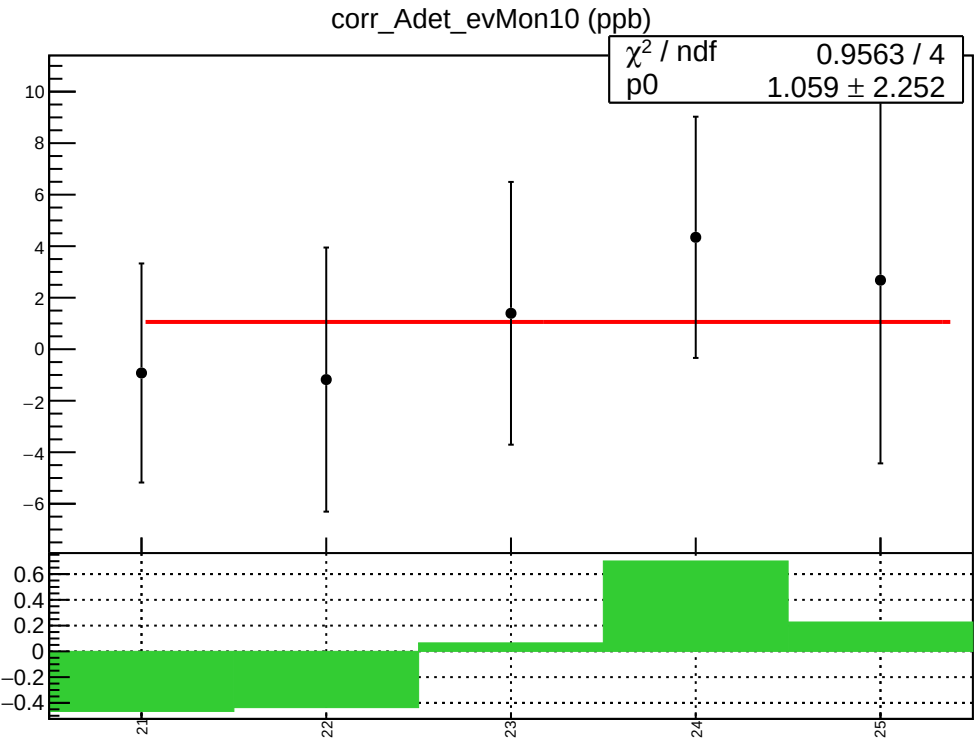
corr_Adet_evMon10 (ppb)
χ² / ndf 0.9563 / 4
p0 1.059 ± 2.252
10
8
6
4
2
0
−2
−4
−6
0.6
0.4
0.2
0
−0.2
−0.4
21
22
23
24
25

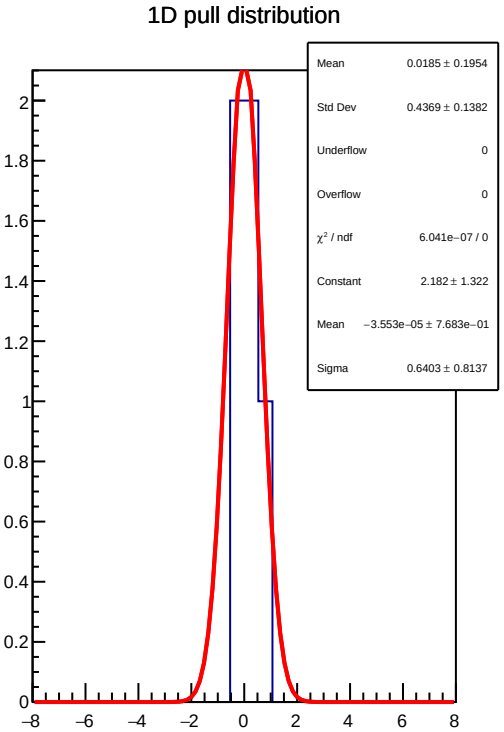
1D pull distribution
Mean 0.0185 ± 0.1954
Std Dev 0.4369 ± 0.1382
Underflow 0
Overflow 0
χ² / ndf 6.041e−07 / 0
Constant 2.182 ± 1.322
Mean −3.553e−05 ± 7.683e−01
Sigma 0.6403 ± 0.8137
2
1.8
1.6
1.4
1.2
1
0.8
0.6
0.4
0.2
0
−8
−6
−4
−2
0
2
4
6
8

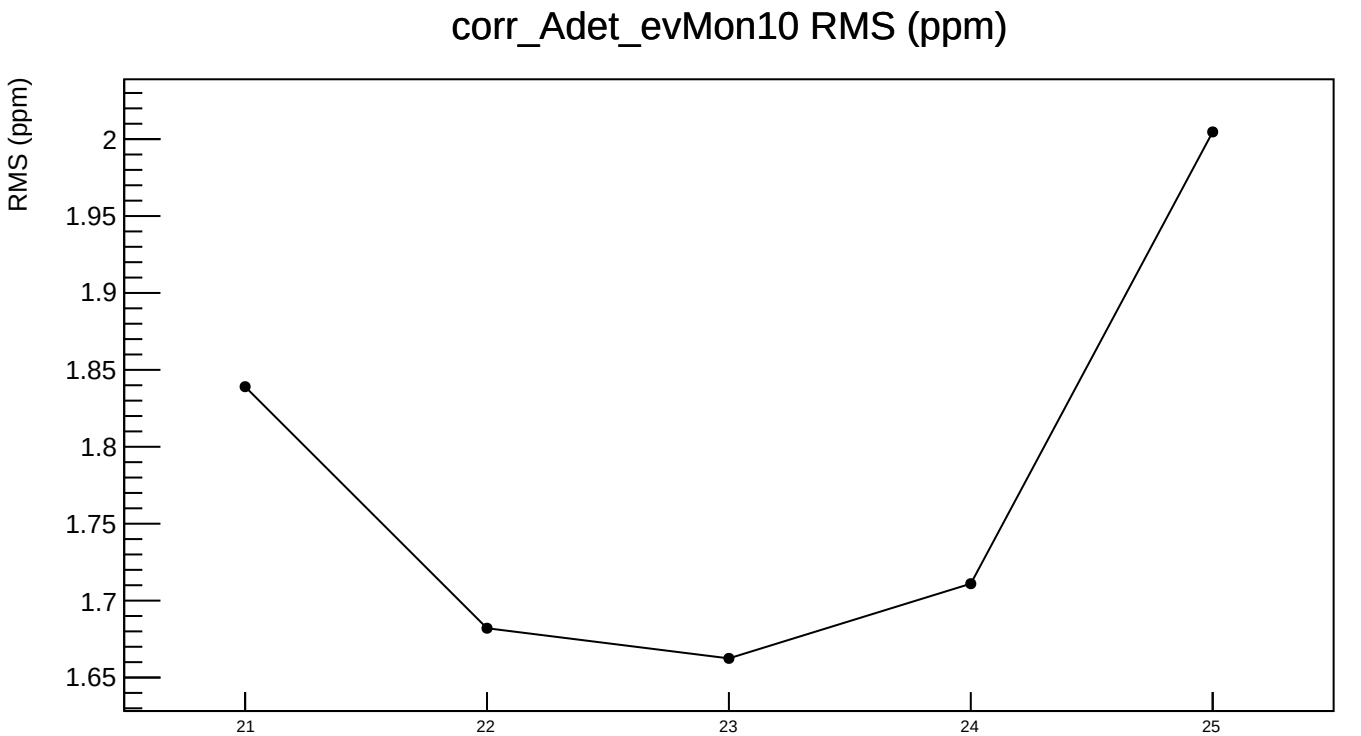
corr_Adet_evMon10 RMS (ppm)
RMS (ppm)
2
1.95
1.9
1.85
1.8
1.75
1.7
1.65
21
22
23
24
25

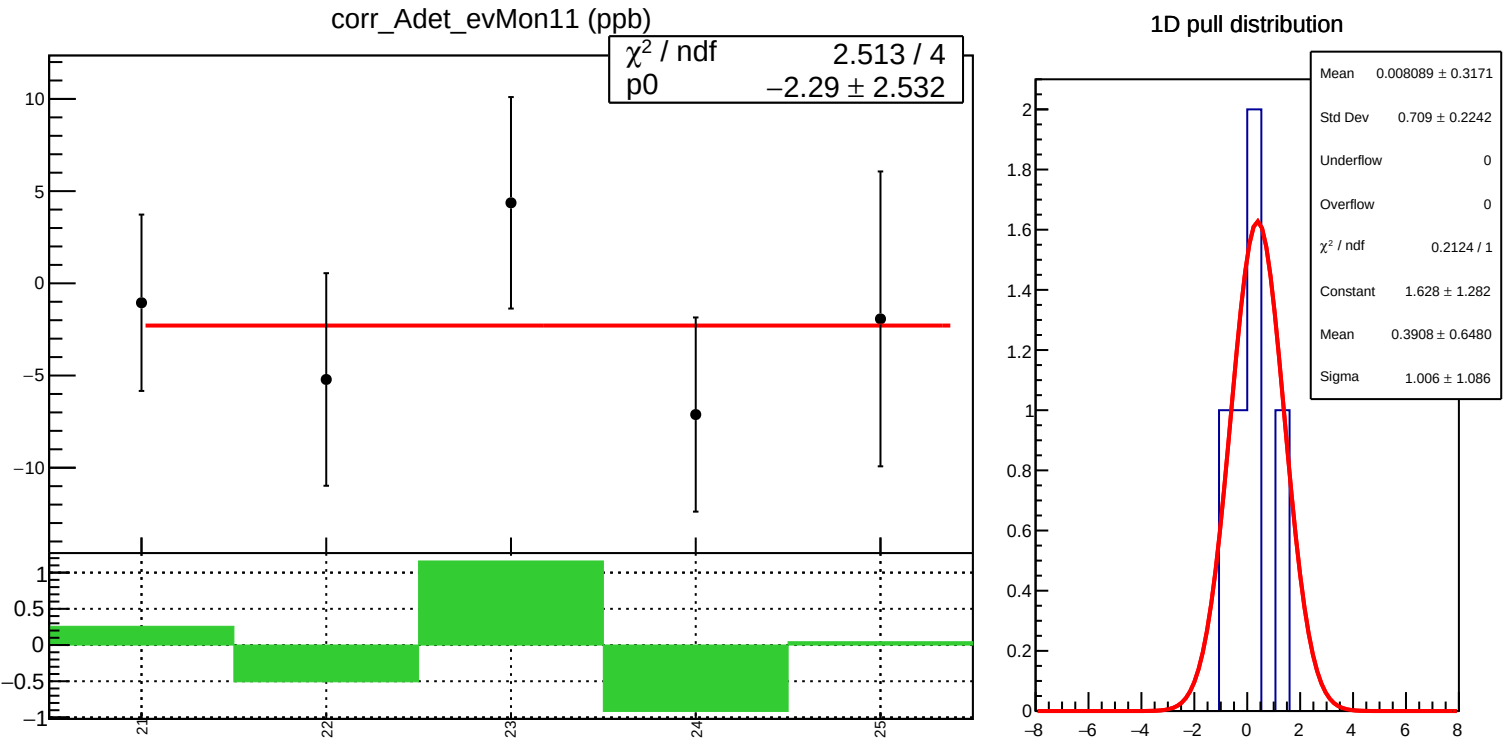
corr_Adet_evMon11 (ppb)
χ² / ndf 2.513 / 4
p0 −2.29 ± 2.532
21
22
23
24
25
1D pull distribution
Mean 0.008089 ± 0.3171
Std Dev 0.709 ± 0.2242
Underflow 0
Overflow 0
χ² / ndf 0.2124 / 1
Constant 1.628 ± 1.282
Mean 0.3908 ± 0.6480
Sigma 1.006 ± 1.086

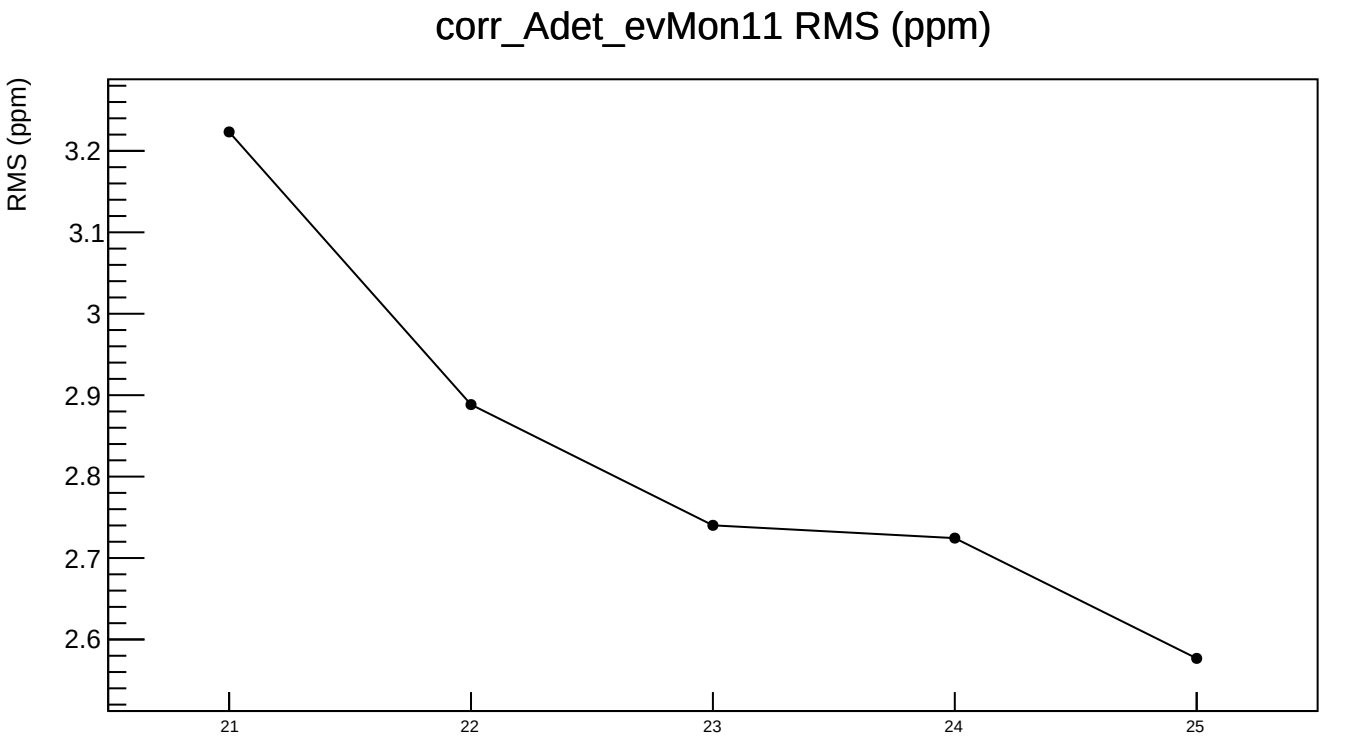
corr_Adet_evMon11 RMS (ppm)
RMS (ppm)
3.2
3.1
3
2.9
2.8
2.7
2.6
21
22
23
24
25

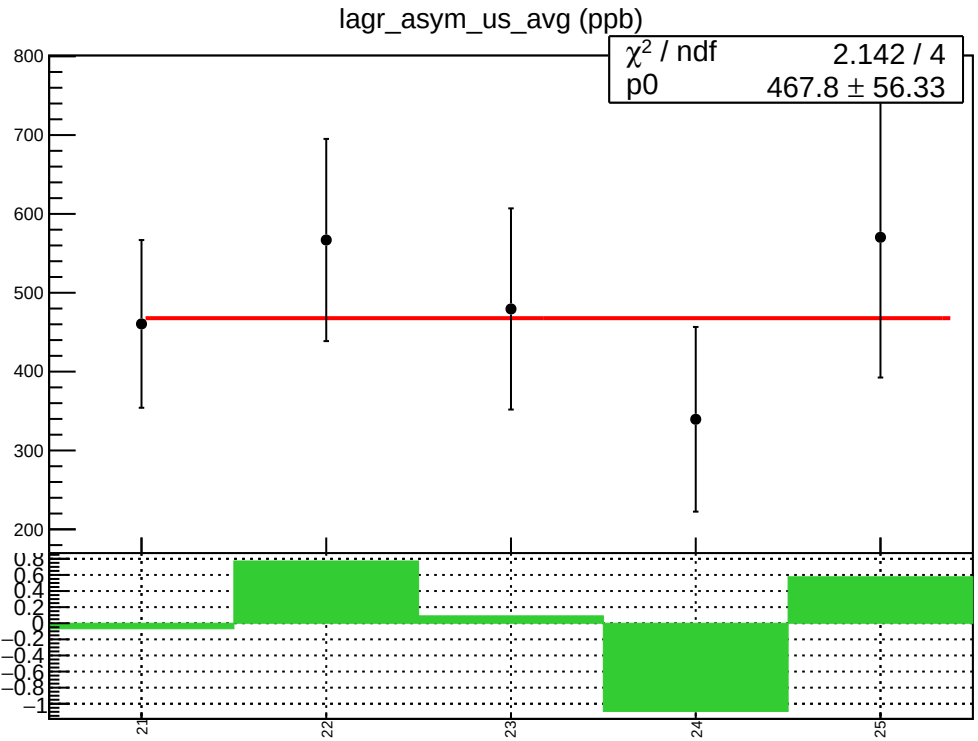
lagr_asym_us_avg (ppb)
χ² / ndf 2.142 / 4
p0 467.8 ± 56.33
800
700
600
500
400
300
200
0.8
0.6
0.4
0.2
0
−0.2
−0.4
−0.6
−0.8
−1
21
22
23
24
25

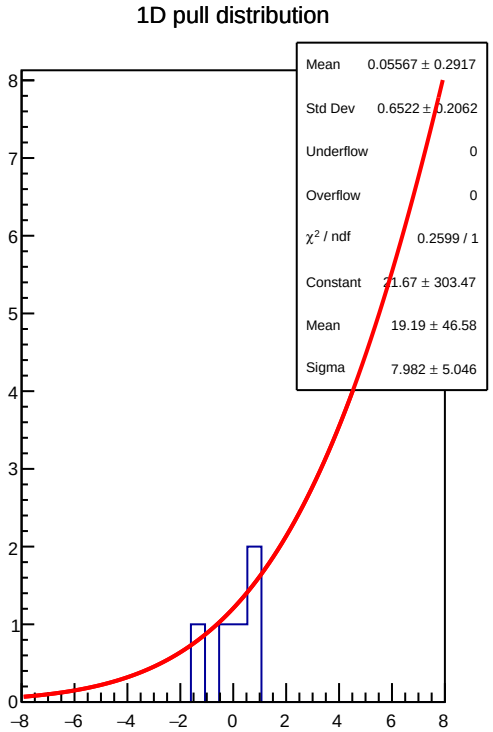
1D pull distribution
Mean 0.05567 ± 0.2917
Std Dev 0.6522 ± 0.2062
Underflow 0
Overflow 0
χ² / ndf 0.2599 / 1
Constant 21.67 ± 303.47
Mean 19.19 ± 46.58
Sigma 7.982 ± 5.046
8
7
6
5
4
3
2
1
0
−8
−6
−4
−2
0
2
4
6
8

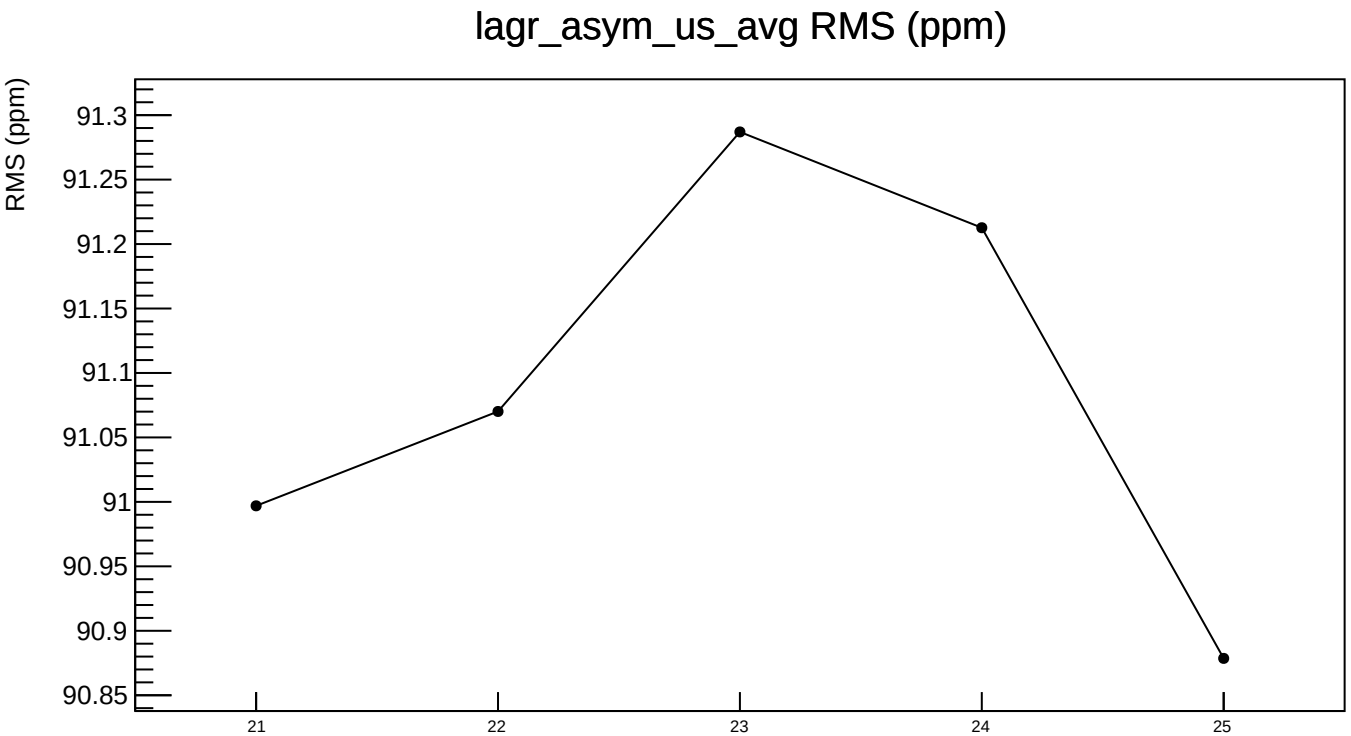
lagr_asym_us_avg RMS (ppm)
RMS (ppm)
91.3
91.25
91.2
91.15
91.1
91.05
91
90.95
90.9
90.85
21
22
23
24
25

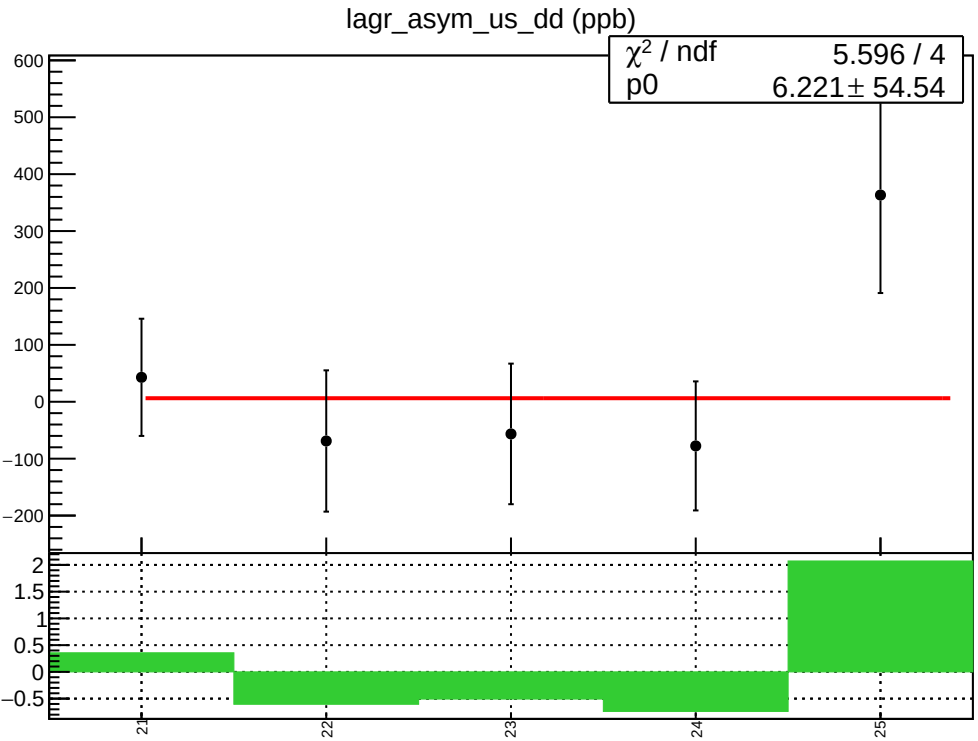
lagr_asym_us_dd (ppb)
χ² / ndf 5.596 / 4
p0 6.221 ± 54.54
600
500
400
300
200
100
0
−100
−200
2
1.5
1
0.5
0
−0.5
21
22
23
24
25

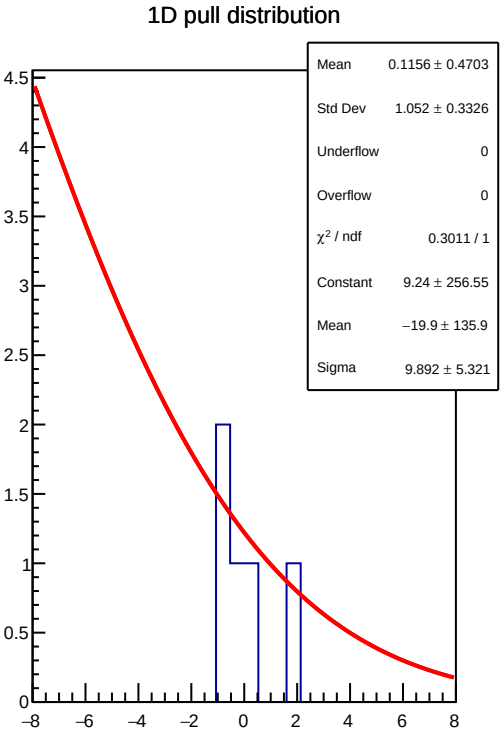
1D pull distribution
Mean 0.1156 ± 0.4703
Std Dev 1.052 ± 0.3326
Underflow 0
Overflow 0
χ² / ndf 0.3011 / 1
Constant 9.24 ± 256.55
Mean −19.9 ± 135.9
Sigma 9.892 ± 5.321
4.5
4
3.5
3
2.5
2
1.5
1
0.5
0
−8
−6
−4
−2
0
2
4
6
8

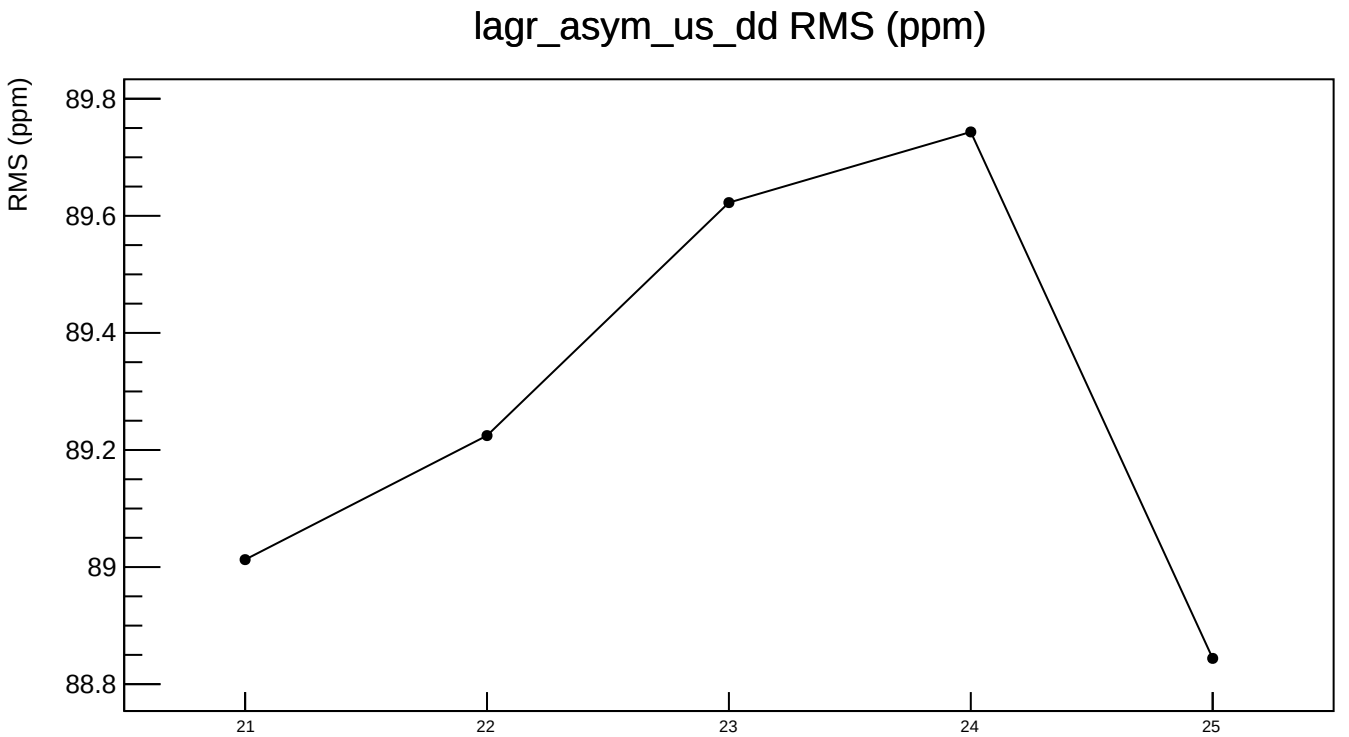
lagr_asym_us_dd RMS (ppm)
RMS (ppm)
89.8
89.6
89.4
89.2
89
88.8
21
22
23
24
25

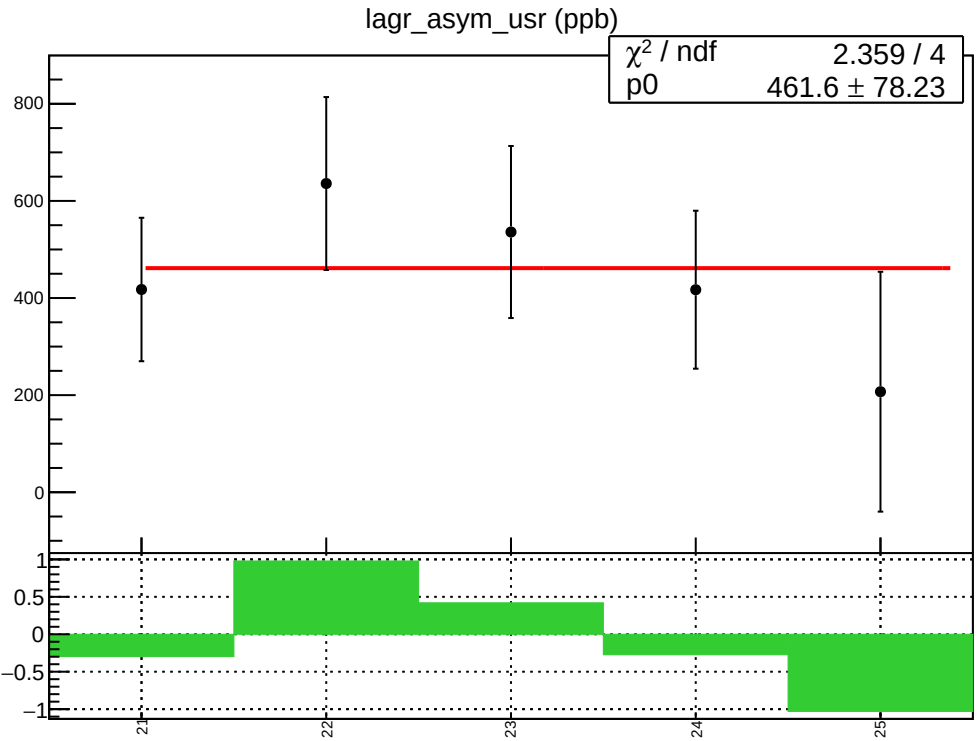
lagr_asym_usr (ppb)
χ² / ndf 2.359 / 4
p0 461.6 ± 78.23
800
600
400
200
0
1
0.5
0
−0.5
−1
21
22
23
24
25

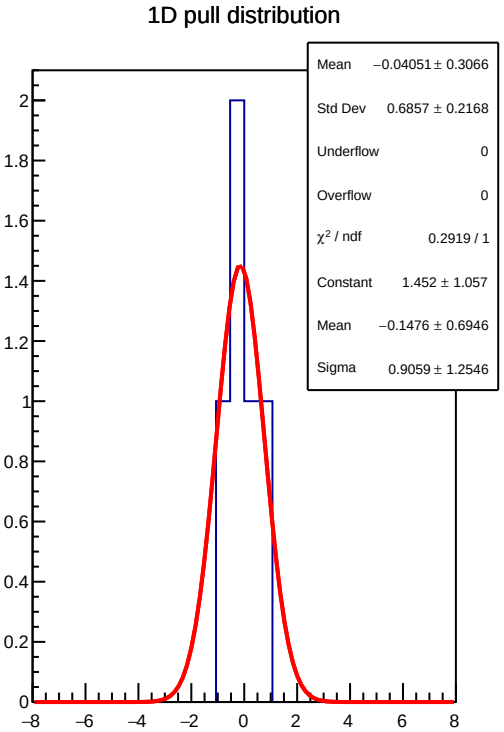
1D pull distribution
Mean −0.04051 ± 0.3066
Std Dev 0.6857 ± 0.2168
Underflow 0
Overflow 0
χ² / ndf 0.2919 / 1
Constant 1.452 ± 1.057
Mean −0.1476 ± 0.6946
Sigma 0.9059 ± 1.2546
2
1.8
1.6
1.4
1.2
1
0.8
0.6
0.4
0.2
0
−8
−6
−4
−2
0
2
4
6
8

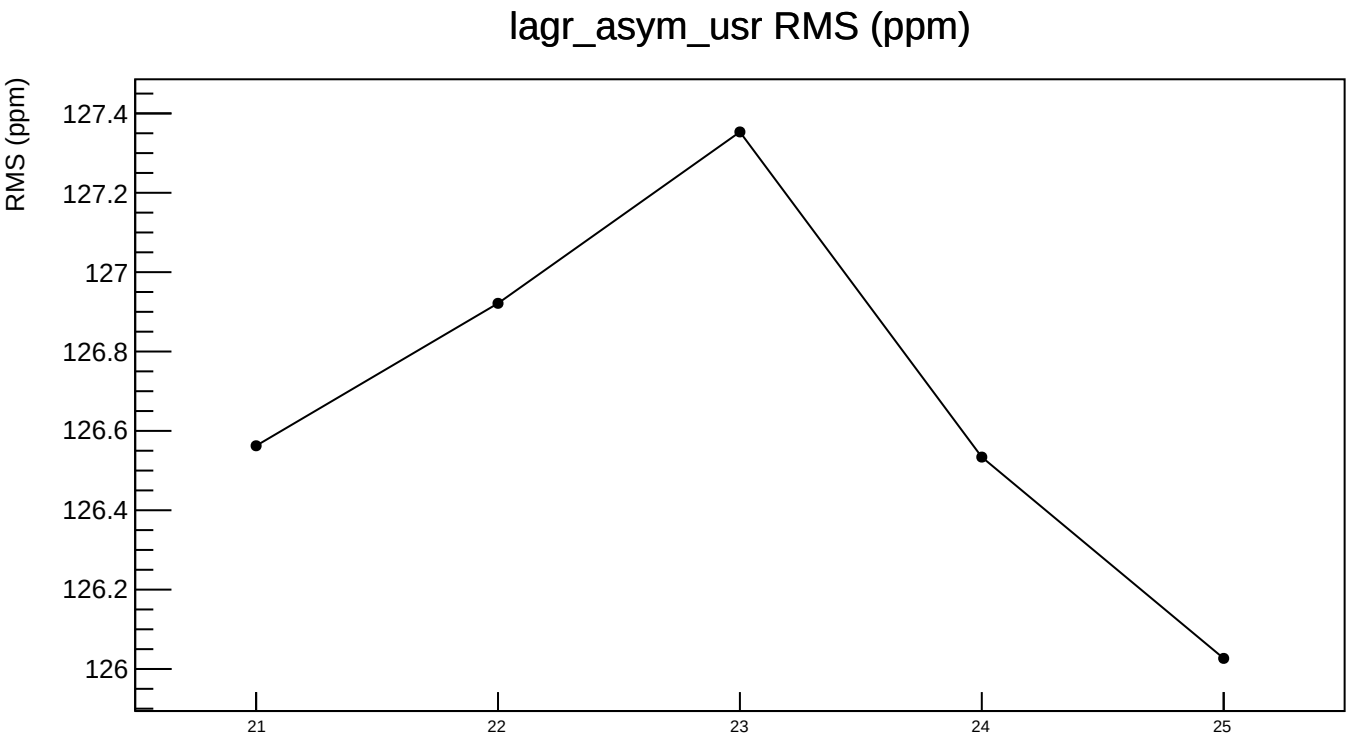
lagr_asym_usr RMS (ppm)
RMS (ppm)
127.4
127.2
127
126.8
126.6
126.4
126.2
126
21
22
23
24
25

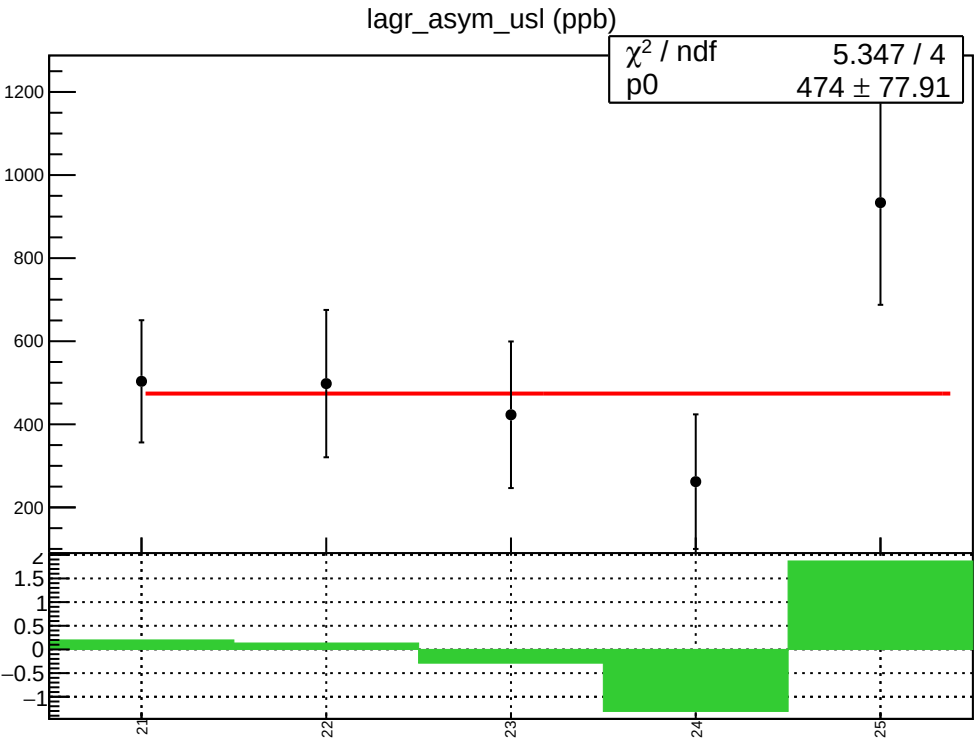
lagr_asym_usl (ppb)
χ² / ndf 5.347 / 4
p0 474 ± 77.91
1200
1000
800
600
400
200
2
1.5
1
0.5
0
−0.5
−1
21
22
23
24
25

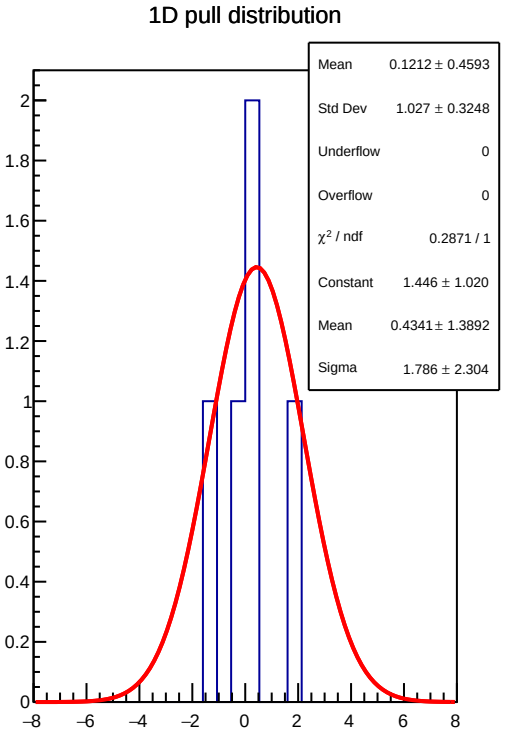
1D pull distribution
Mean 0.1212 ± 0.4593
Std Dev 1.027 ± 0.3248
Underflow 0
Overflow 0
χ² / ndf 0.2871 / 1
Constant 1.446 ± 1.020
Mean 0.4341 ± 1.3892
Sigma 1.786 ± 2.304
2
1.8
1.6
1.4
1.2
1
0.8
0.6
0.4
0.2
0
−8
−6
−4
−2
0
2
4
6
8

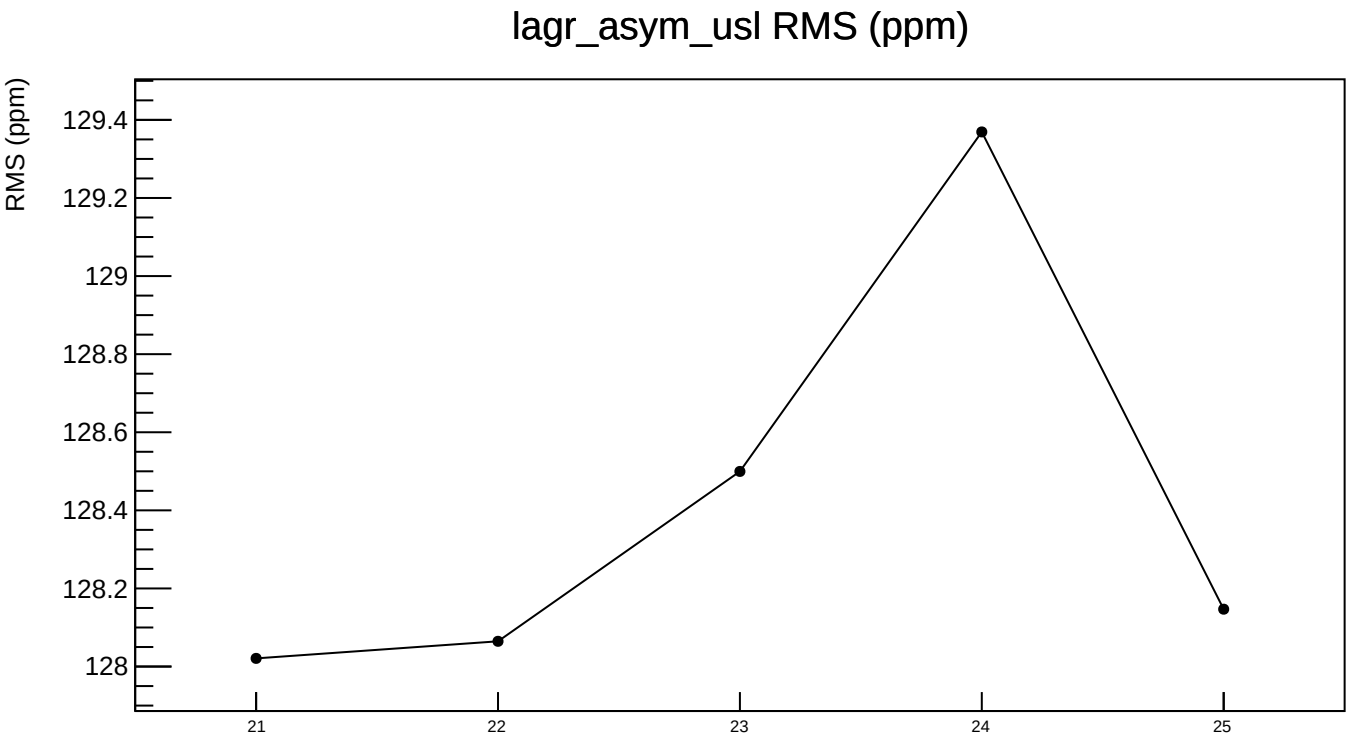
lagr_asym_usl RMS (ppm)
RMS (ppm)
129.4
129.2
129
128.8
128.6
128.4
128.2
128
21
22
23
24
25

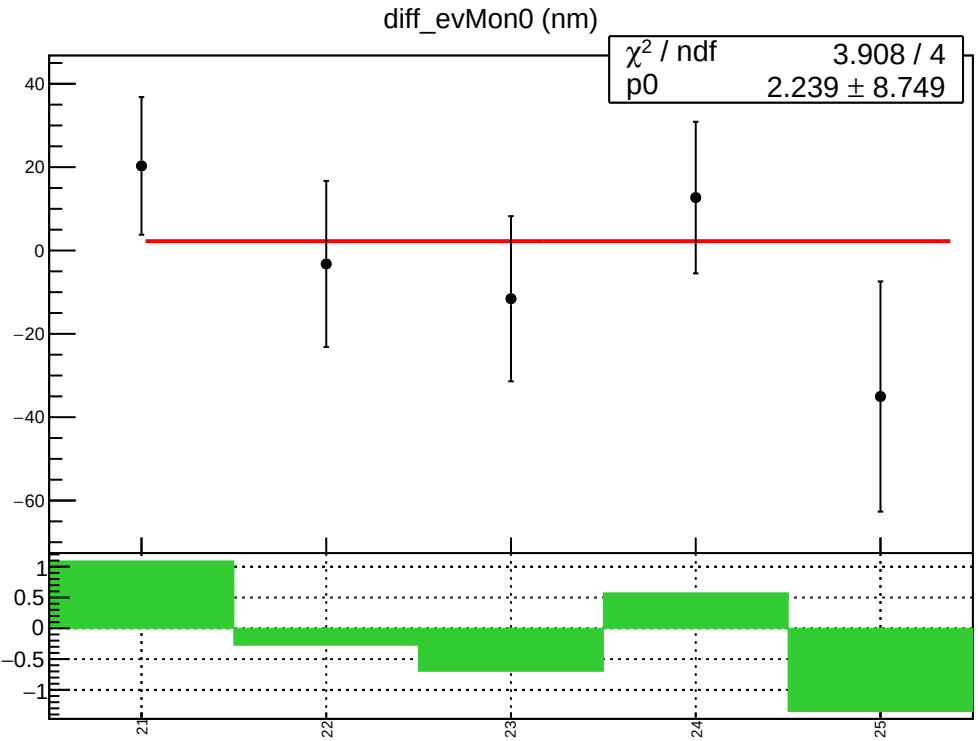
diff_evMon0 (nm)
χ² / ndf 3.908 / 4
p0 2.239 ± 8.749
40
20
0
−20
−40
−60
1
0.5
0
−0.5
−1
21
22
23
24
25

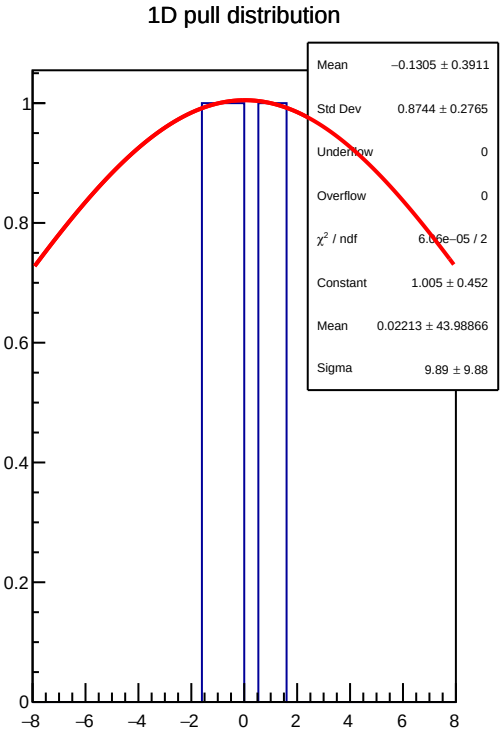
1D pull distribution
Mean −0.1305 ± 0.3911
Std Dev 0.8744 ± 0.2765
Underflow 0
Overflow 0
χ² / ndf 6.06e−05 / 2
Constant 1.005 ± 0.452
Mean 0.02213 ± 43.98866
Sigma 9.89 ± 9.88
1
0.8
0.6
0.4
0.2
0
−8
−6
−4
−2
0
2
4
6
8

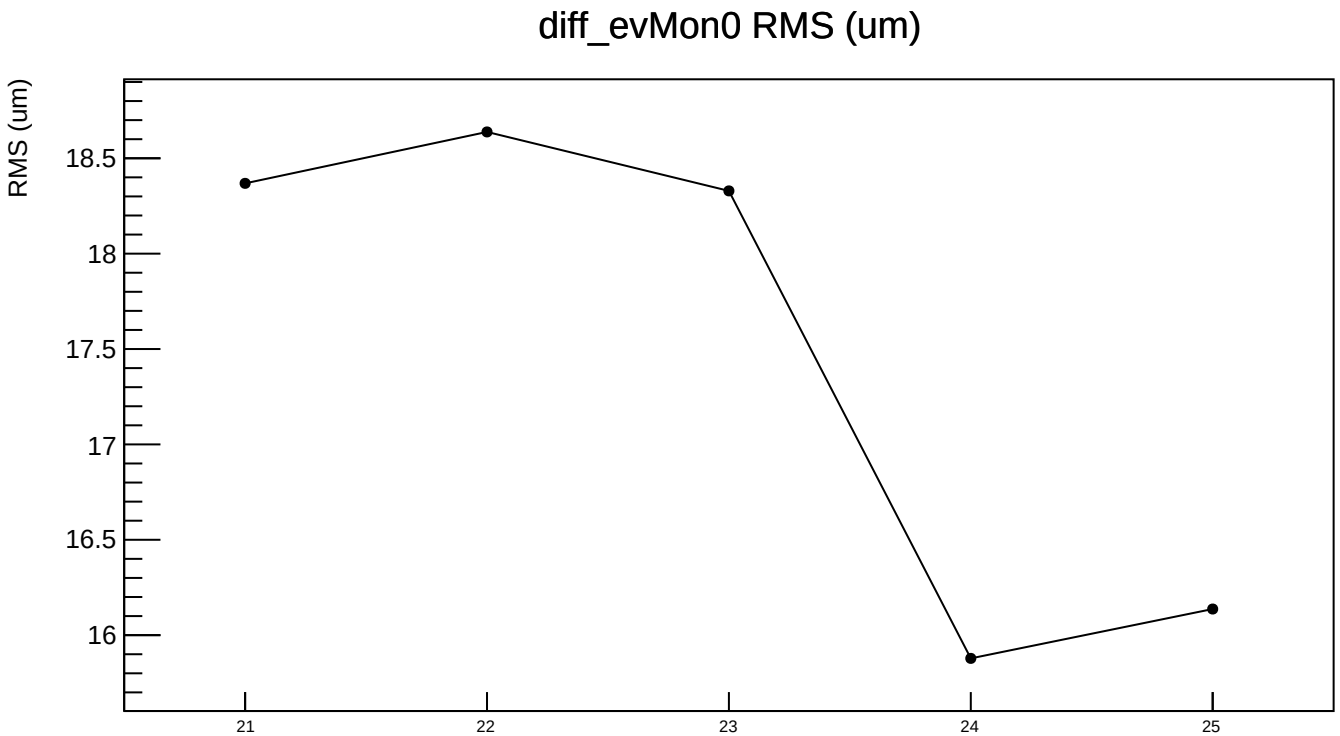
diff_evMon0 RMS (um)
RMS (um)
18.5
18
17.5
17
16.5
16
21
22
23
24
25

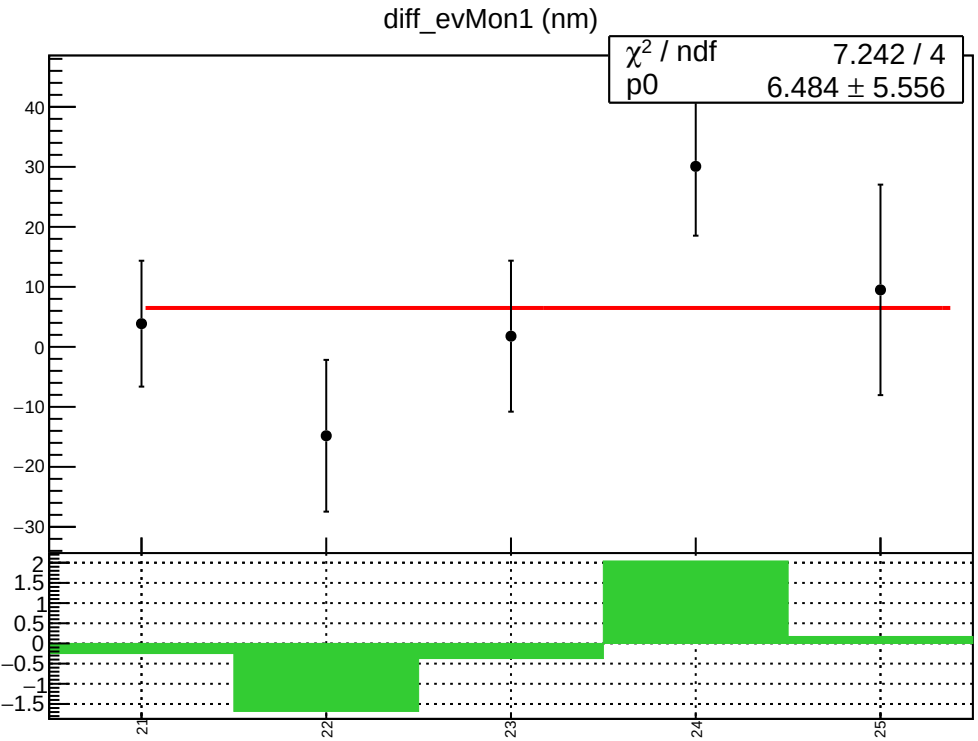
diff_evMon1 (nm)
χ² / ndf 7.242 / 4
p0 6.484 ± 5.556
40
30
20
10
0
−10
−20
−30
2
1.5
1
0.5
0
−0.5
−1
−1.5
21
22
23
24
25

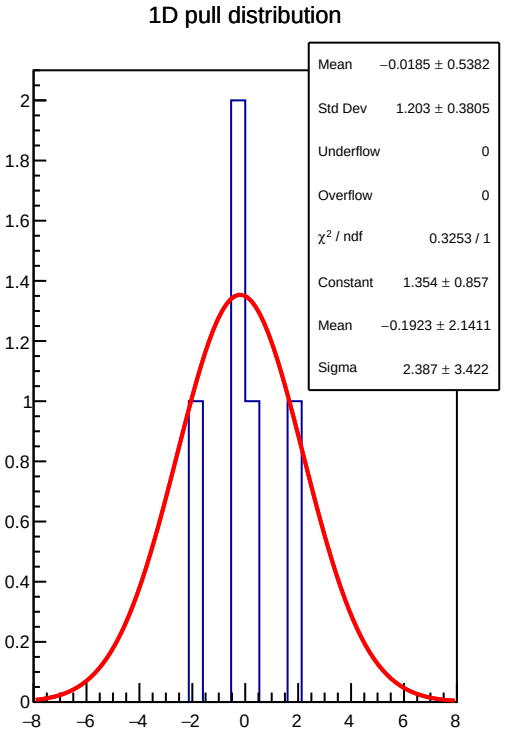
1D pull distribution
Mean −0.0185 ± 0.5382
Std Dev 1.203 ± 0.3805
Underflow 0
Overflow 0
χ² / ndf 0.3253 / 1
Constant 1.354 ± 0.857
Mean −0.1923 ± 2.1411
Sigma 2.387 ± 3.422
2
1.8
1.6
1.4
1.2
1
0.8
0.6
0.4
0.2
0
−8
−6
−4
−2
0
2
4
6
8

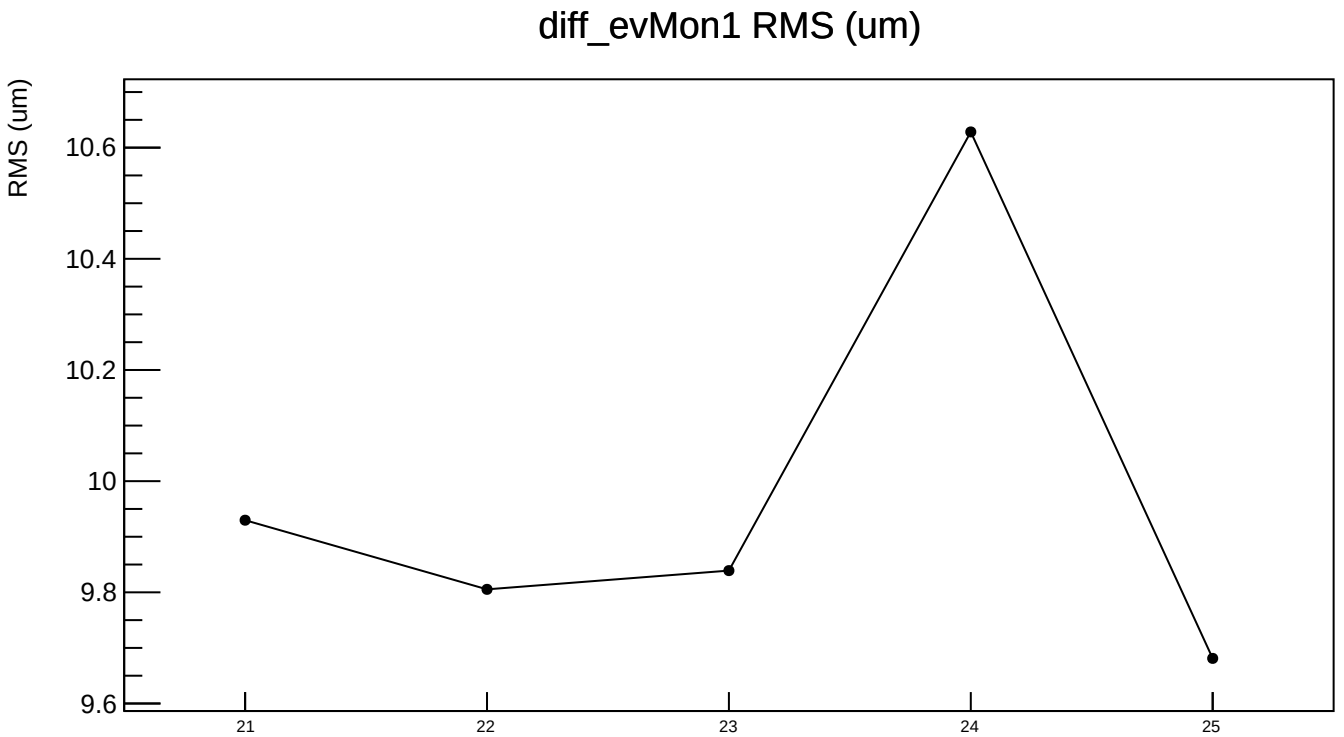
diff_evMon1 RMS (um)
RMS (um)
10.6
10.4
10.2
10
9.8
9.6
21
22
23
24
25

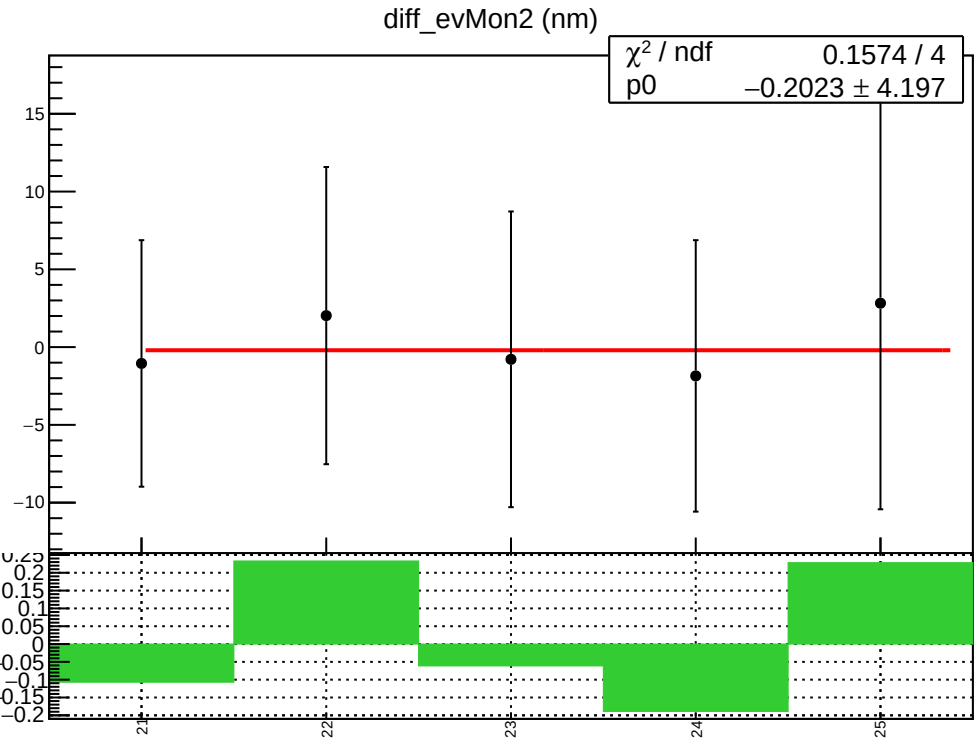
diff_evMon2 (nm)
χ² / ndf 0.1574 / 4
p0 −0.2023 ± 4.197
15
10
5
0
−5
−10
0.25
0.2
0.15
0.1
0.05
0
−0.05
−0.1
−0.15
−0.2
21
22
23
24
25

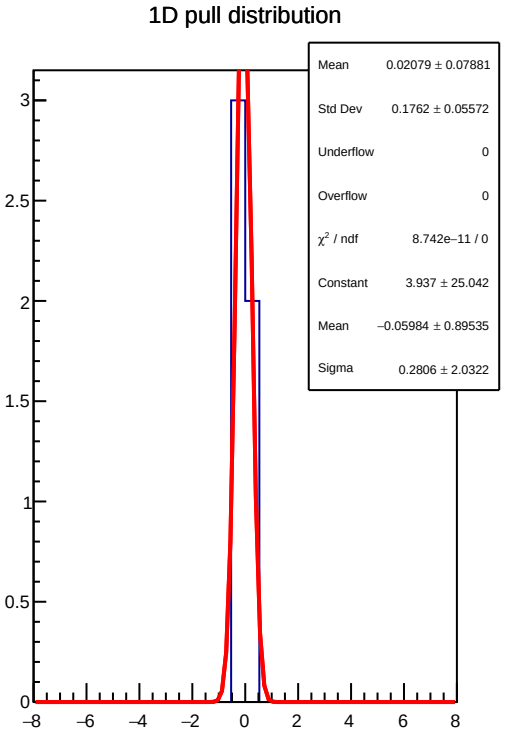
1D pull distribution
Mean 0.02079 ± 0.07881
Std Dev 0.1762 ± 0.05572
Underflow 0
Overflow 0
χ² / ndf 8.742e−11 / 0
Constant 3.937 ± 25.042
Mean −0.05984 ± 0.89535
Sigma 0.2806 ± 2.0322
3
2.5
2
1.5
1
0.5
0
−8
−6
−4
−2
0
2
4
6
8

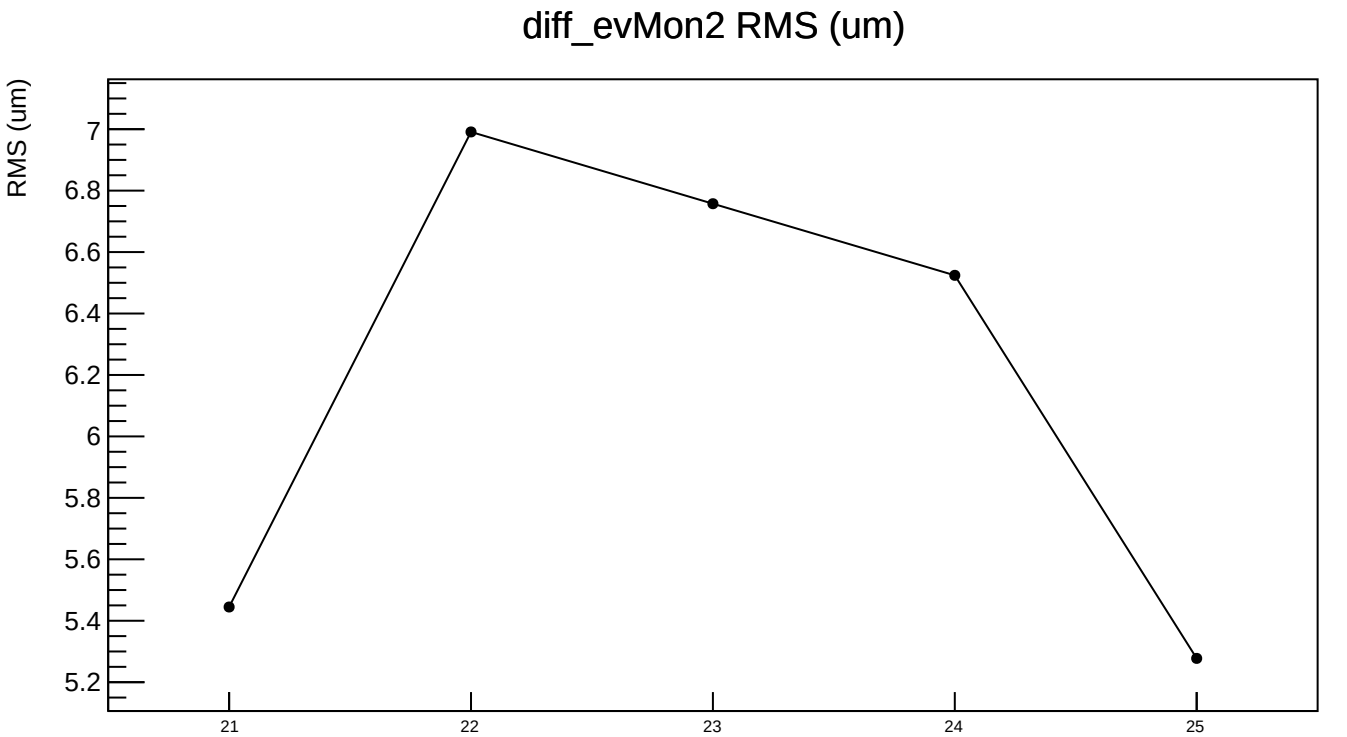
diff_evMon2 RMS (um)
RMS (um)
7
6.8
6.6
6.4
6.2
6
5.8
5.6
5.4
5.2
21
22
23
24
25

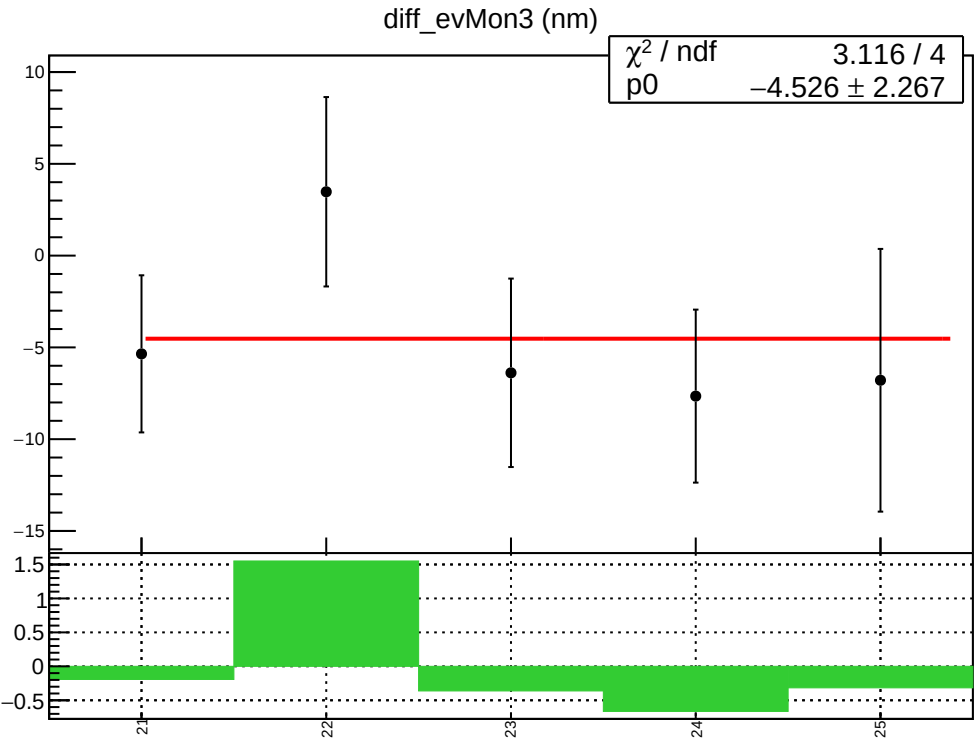
diff_evMon3 (nm)
χ² / ndf 3.116 / 4
p0 −4.526 ± 2.267
10
5
0
−5
−10
−15
1.5
1
0.5
0
−0.5
21
22
23
24
25

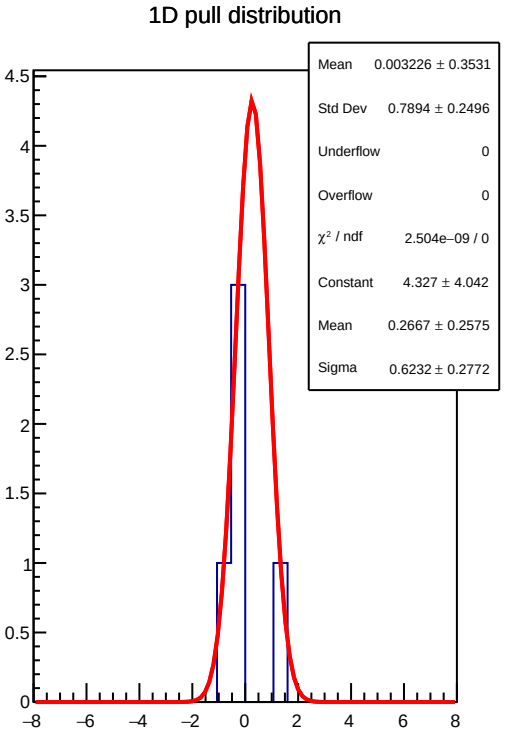
1D pull distribution
Mean 0.003226 ± 0.3531
Std Dev 0.7894 ± 0.2496
Underflow 0
Overflow 0
χ² / ndf 2.504e−09 / 0
Constant 4.327 ± 4.042
Mean 0.2667 ± 0.2575
Sigma 0.6232 ± 0.2772
4.5
4
3.5
3
2.5
2
1.5
1
0.5
0
−8
−6
−4
−2
0
2
4
6
8

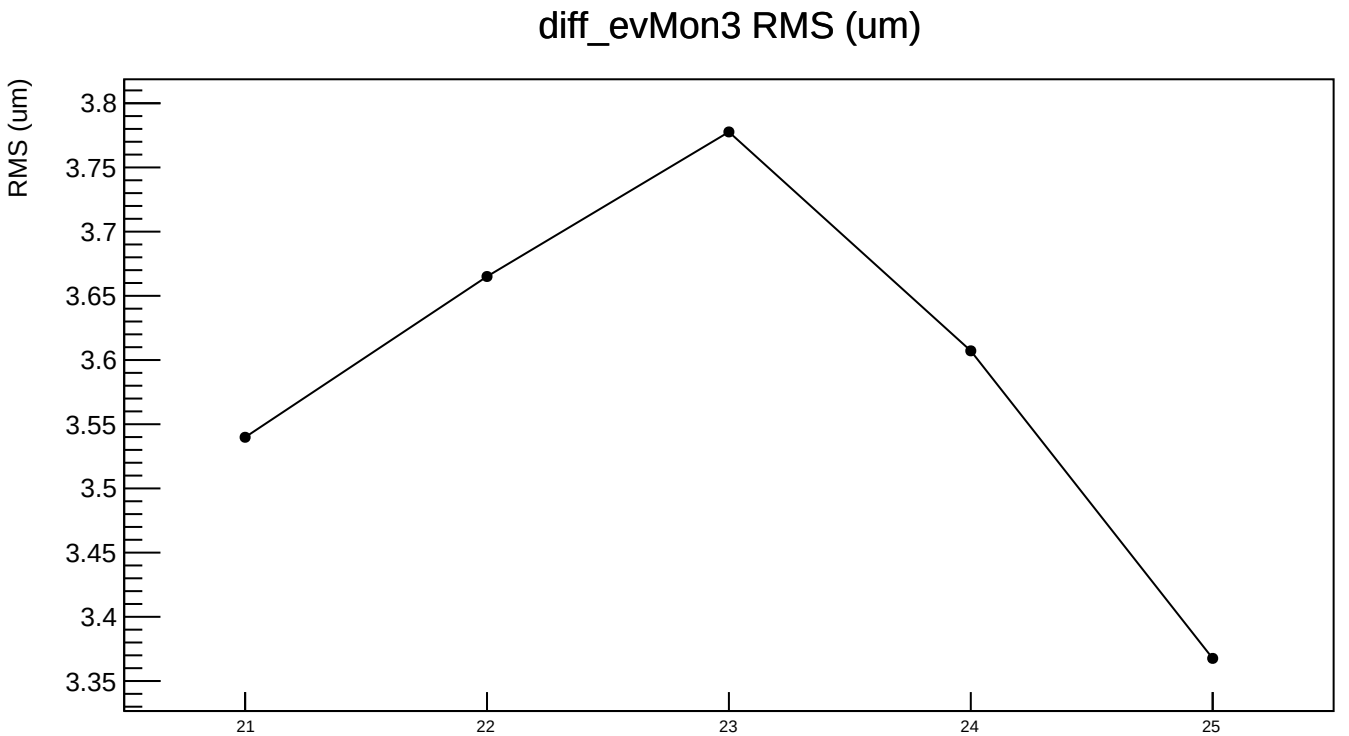
diff_evMon3 RMS (um)
RMS (um)
3.8
3.75
3.7
3.65
3.6
3.55
3.5
3.45
3.4
3.35
21
22
23
24
25

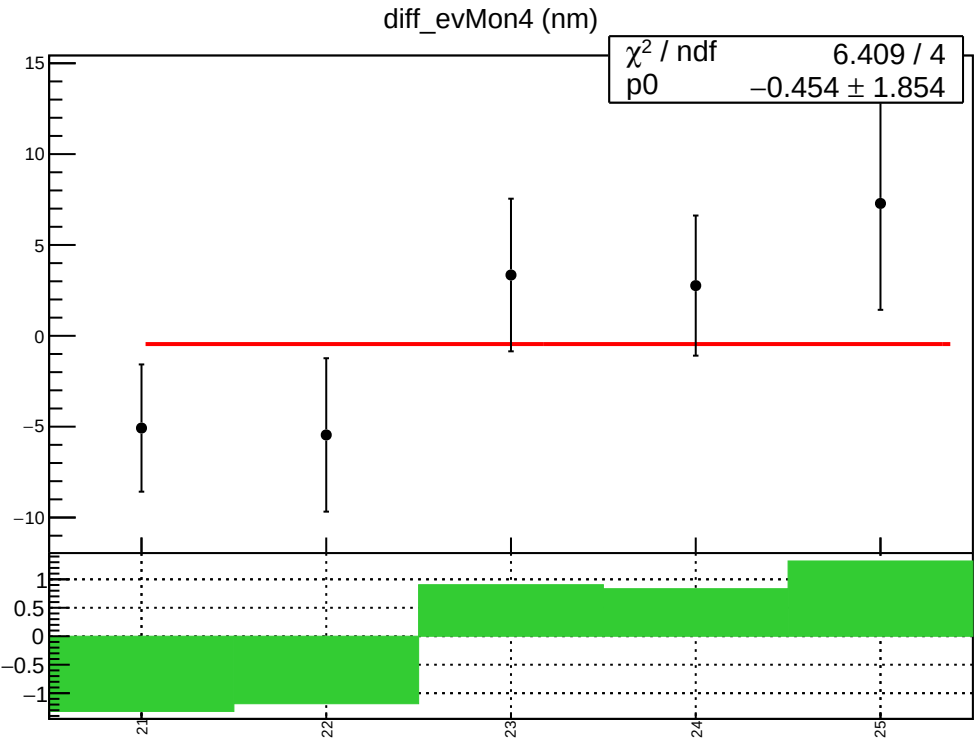
diff_evMon4 (nm)
χ² / ndf 6.409 / 4
p0 −0.454 ± 1.854
15
10
5
0
−5
−10
1
0.5
0
−0.5
−1
21
22
23
24
25

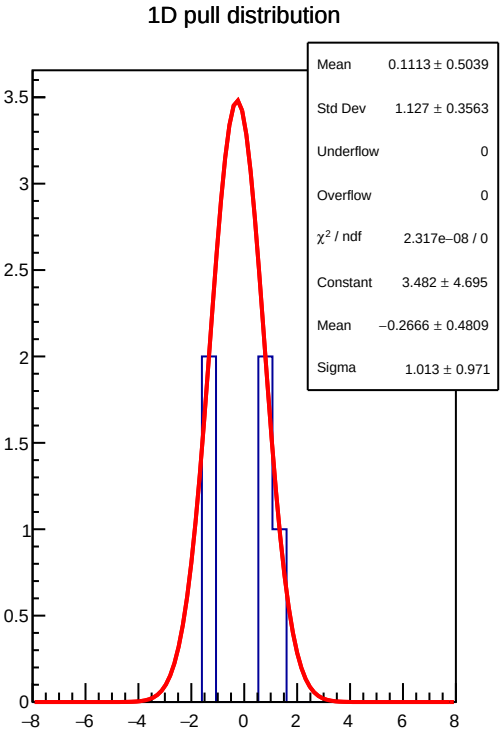
1D pull distribution
Mean 0.1113 ± 0.5039
Std Dev 1.127 ± 0.3563
Underflow 0
Overflow 0
χ² / ndf 2.317e−08 / 0
Constant 3.482 ± 4.695
Mean −0.2666 ± 0.4809
Sigma 1.013 ± 0.971
3.5
3
2.5
2
1.5
1
0.5
0
−8
−6
−4
−2
0
2
4
6
8

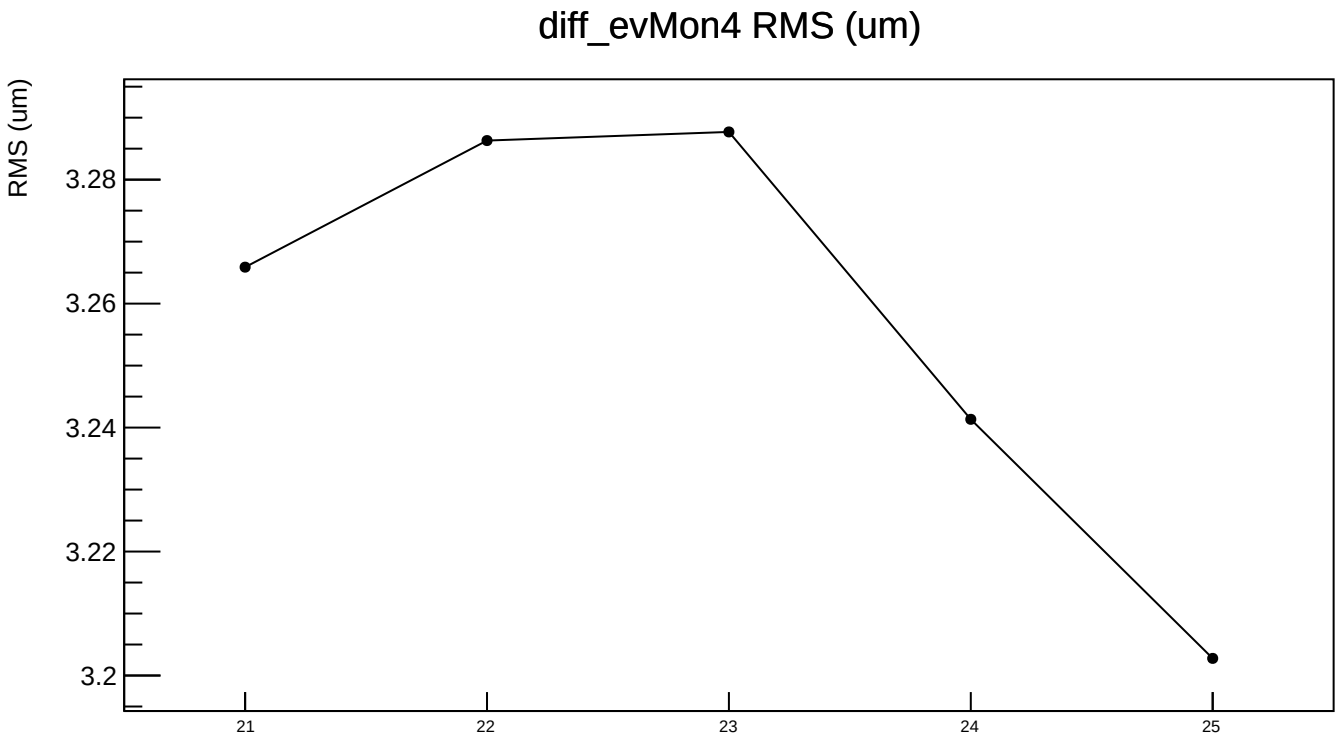
diff_evMon4 RMS (um)
RMS (um)
3.28
3.26
3.24
3.22
3.2
21
22
23
24
25

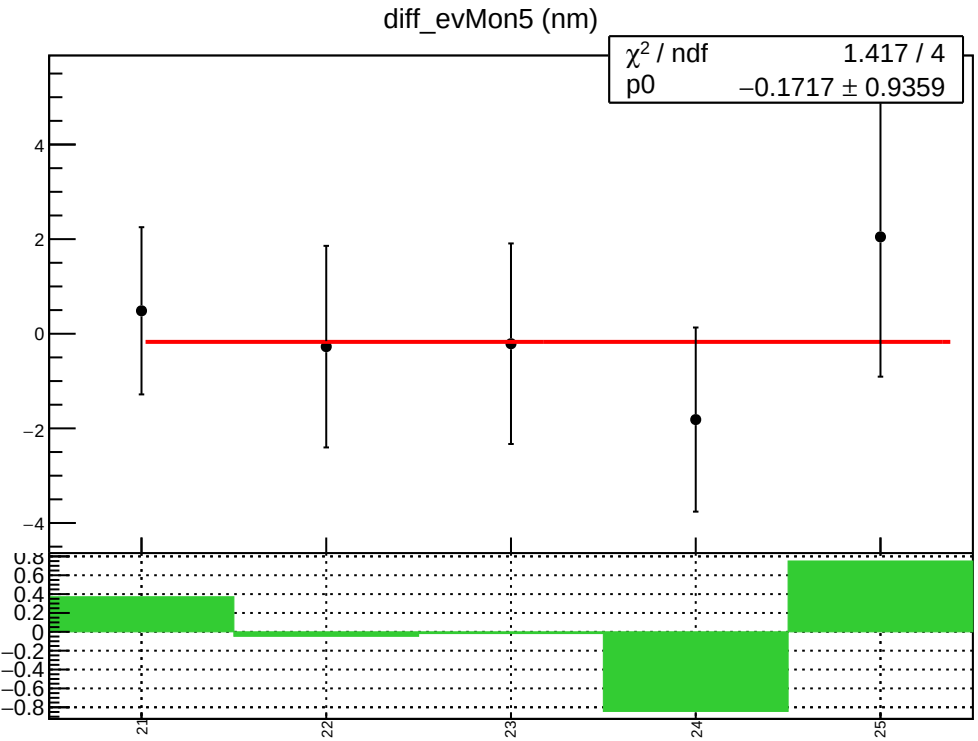
diff_evMon5 (nm)
χ² / ndf 1.417 / 4
p0 −0.1717 ± 0.9359
21
22
23
24
25

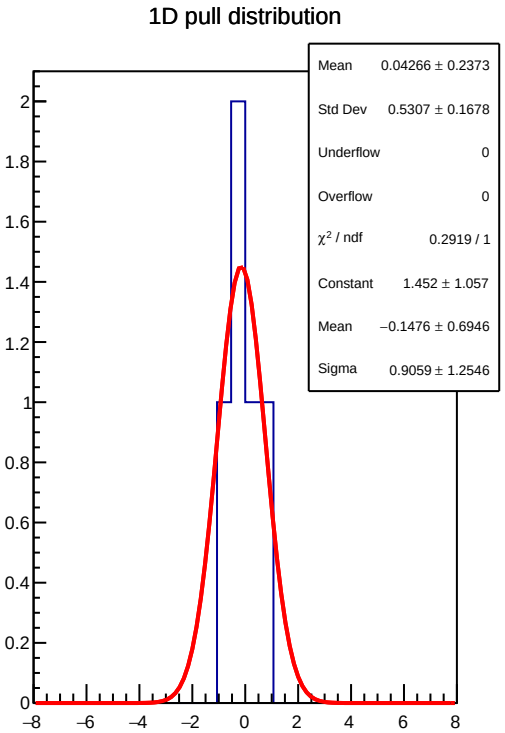
1D pull distribution
Mean 0.04266 ± 0.2373
Std Dev 0.5307 ± 0.1678
Underflow 0
Overflow 0
χ² / ndf 0.2919 / 1
Constant 1.452 ± 1.057
Mean −0.1476 ± 0.6946
Sigma 0.9059 ± 1.2546

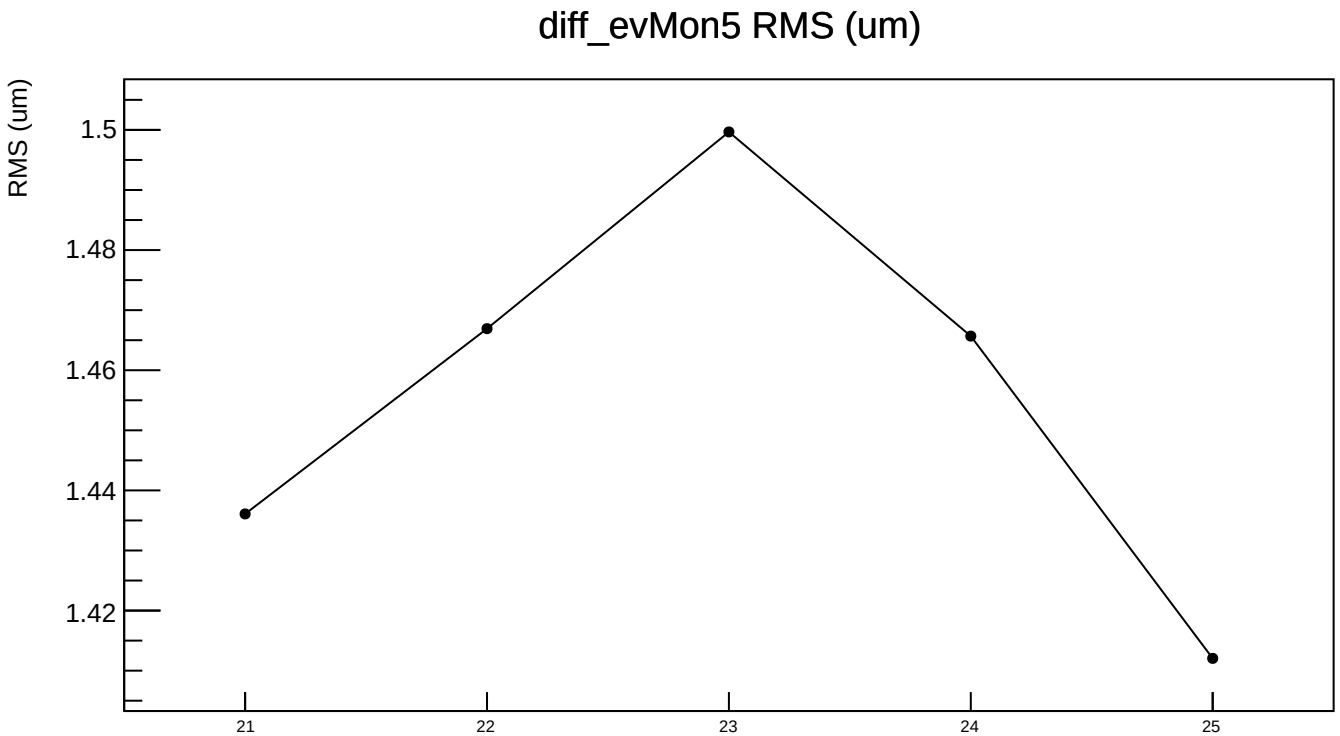
diff_evMon5 RMS (um)
RMS (um)
1.5
1.48
1.46
1.44
1.42
21
22
23
24
25

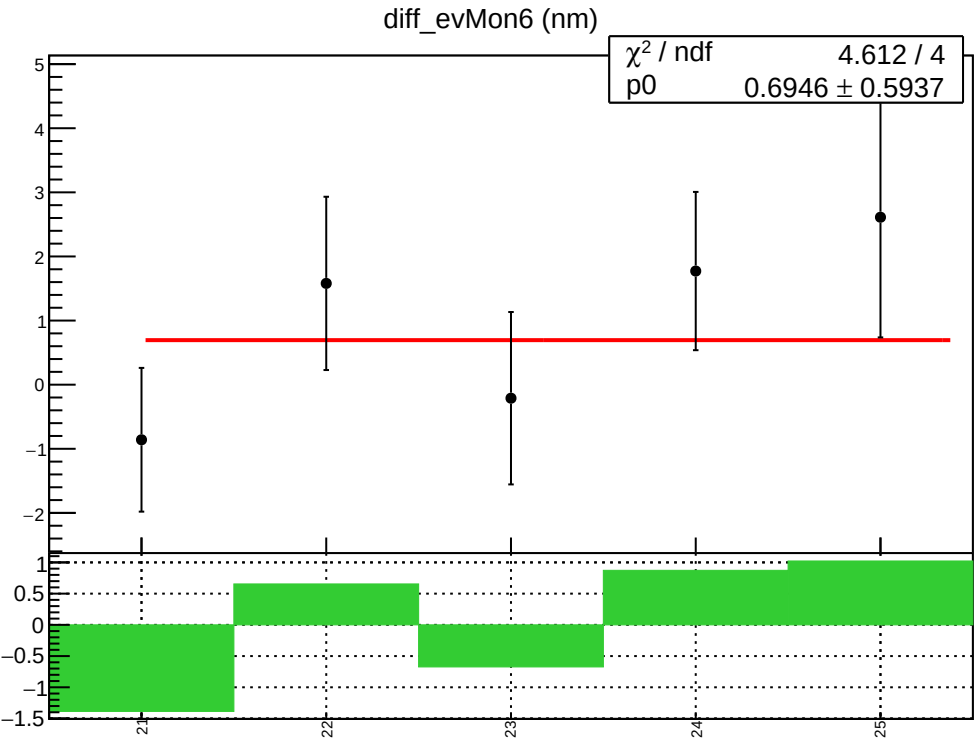
diff_evMon6 (nm)
χ² / ndf 4.612 / 4
p0 0.6946 ± 0.5937
21
22
23
24
25

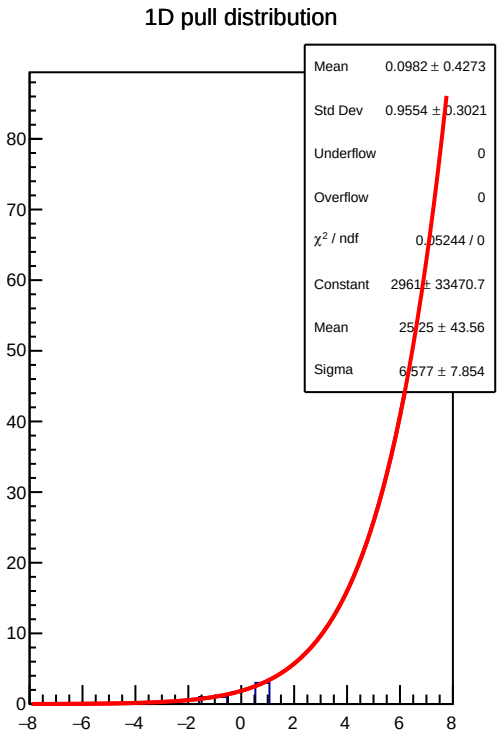
1D pull distribution
Mean 0.0982 ± 0.4273
Std Dev 0.9554 ± 0.3021
Underflow 0
Overflow 0
χ² / ndf 0.05244 / 0
Constant 2961 ± 33470.7
Mean 25.25 ± 43.56
Sigma 6.577 ± 7.854

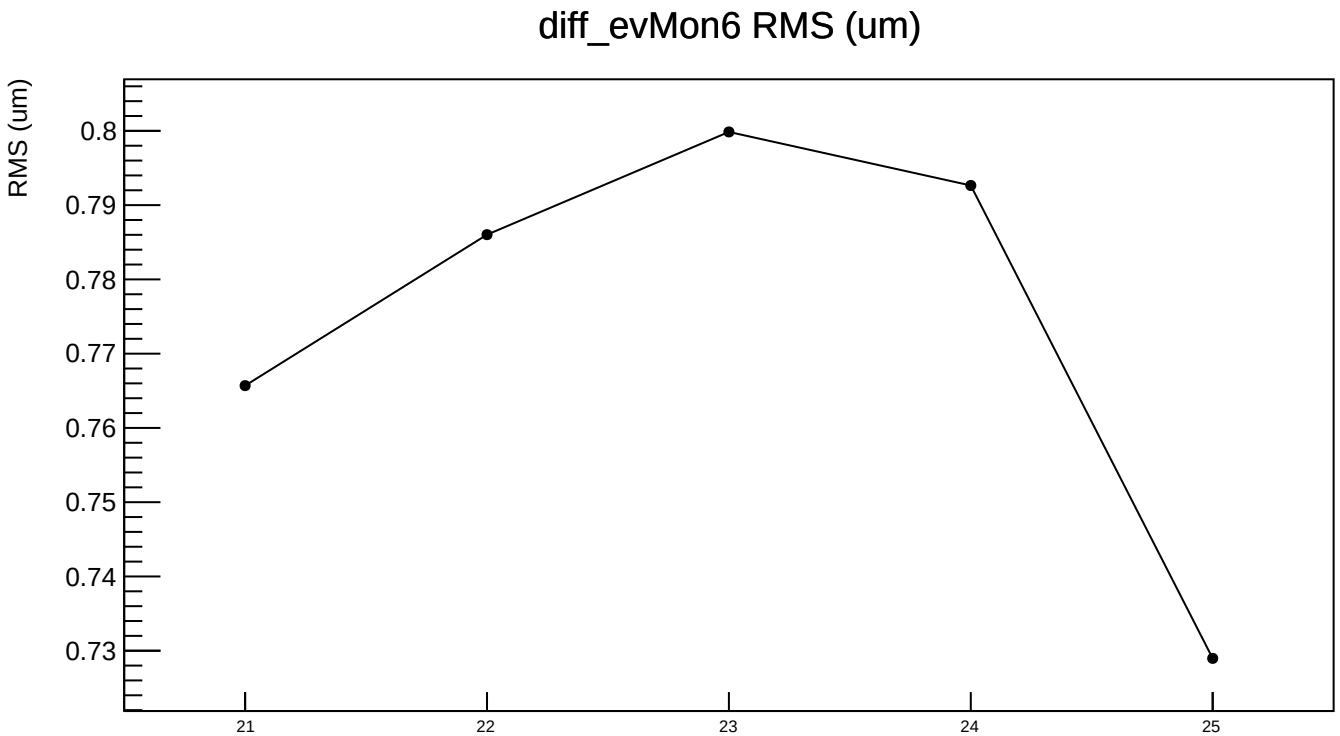
diff_evMon6 RMS (um)
RMS (um)
0.8
0.79
0.78
0.77
0.76
0.75
0.74
0.73
21
22
23
24
25

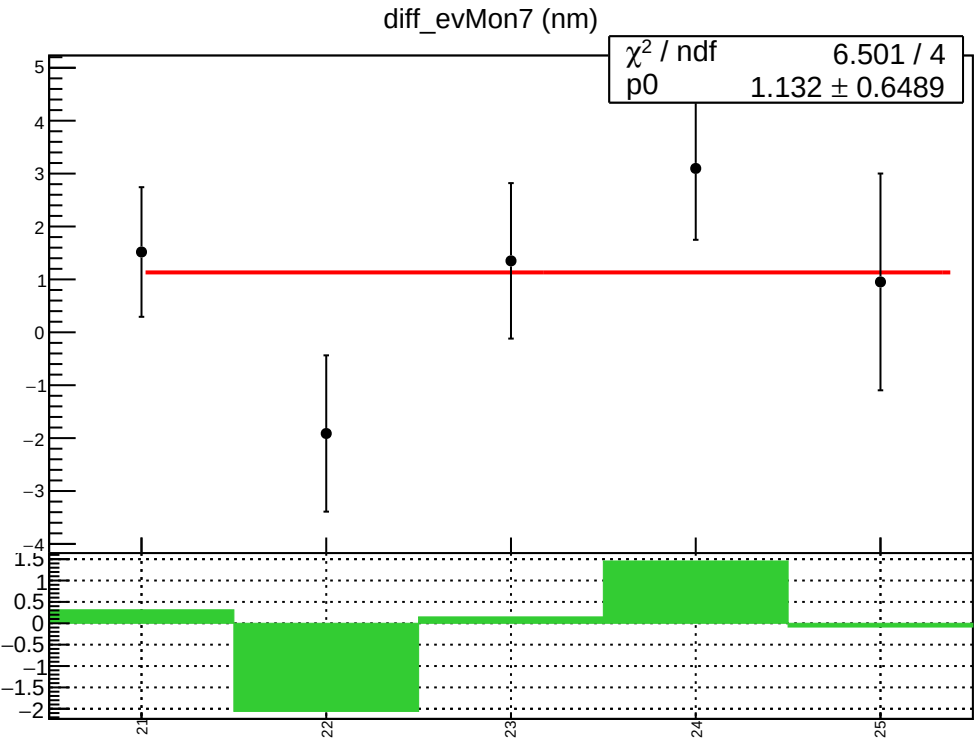
diff_evMon7 (nm)
χ² / ndf 6.501 / 4
p0 1.132 ± 0.6489
21
22
23
24
25

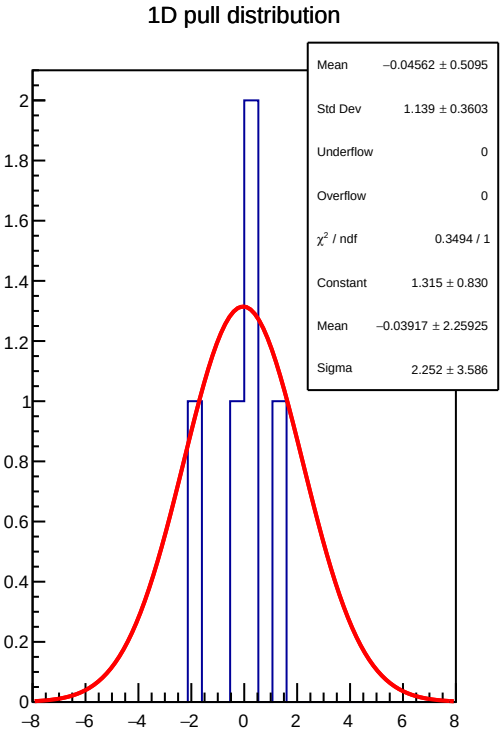
1D pull distribution
Mean −0.04562 ± 0.5095
Std Dev 1.139 ± 0.3603
Underflow 0
Overflow 0
χ² / ndf 0.3494 / 1
Constant 1.315 ± 0.830
Mean −0.03917 ± 2.25925
Sigma 2.252 ± 3.586

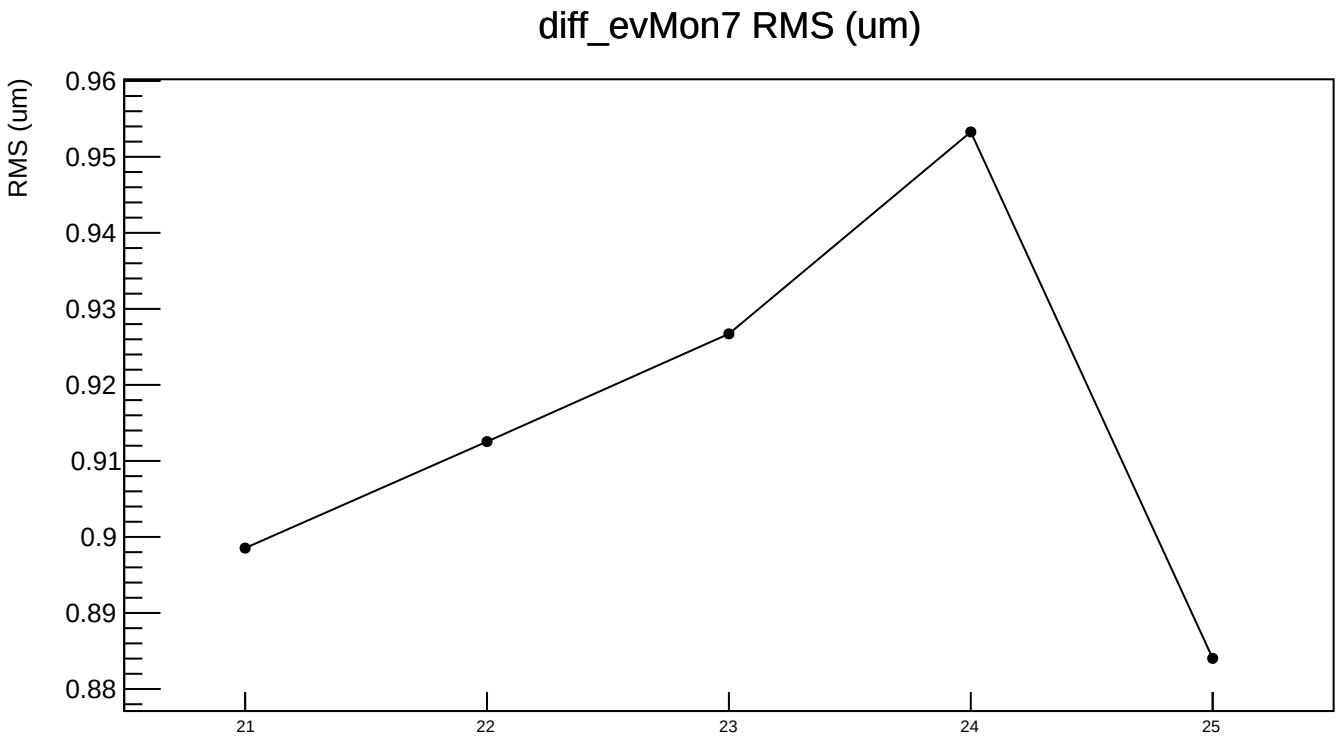
diff_evMon7 RMS (um)
RMS (um)
0.96
0.95
0.94
0.93
0.92
0.91
0.9
0.89
0.88
21
22
23
24
25

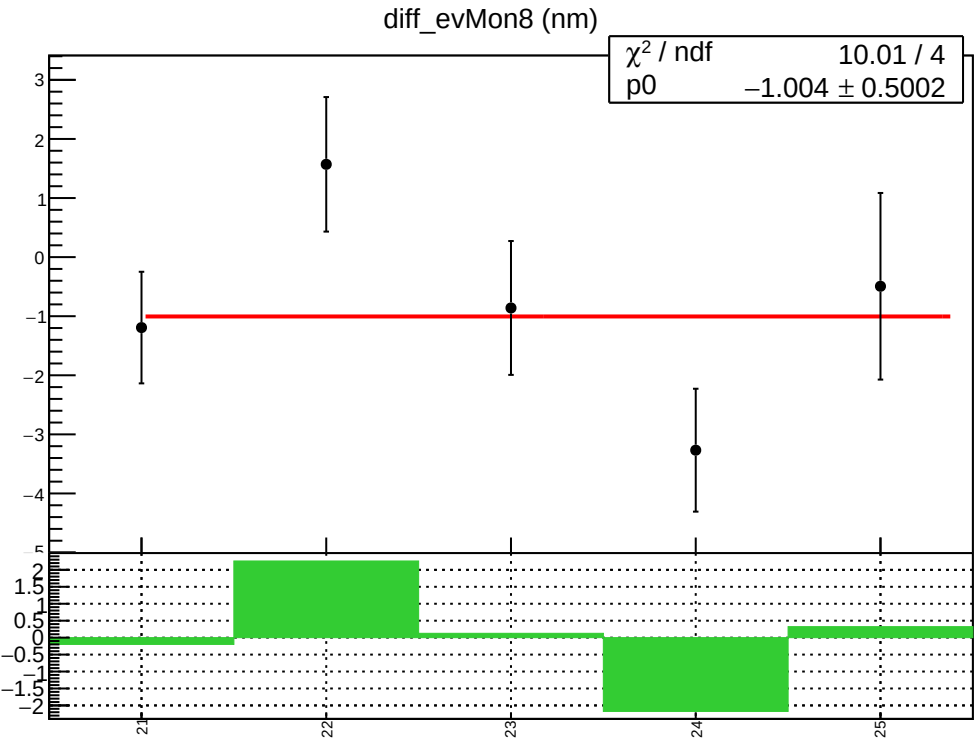
diff_evMon8 (nm)
χ² / ndf 10.01 / 4
p0 −1.004 ± 0.5002
21
22
23
24
25

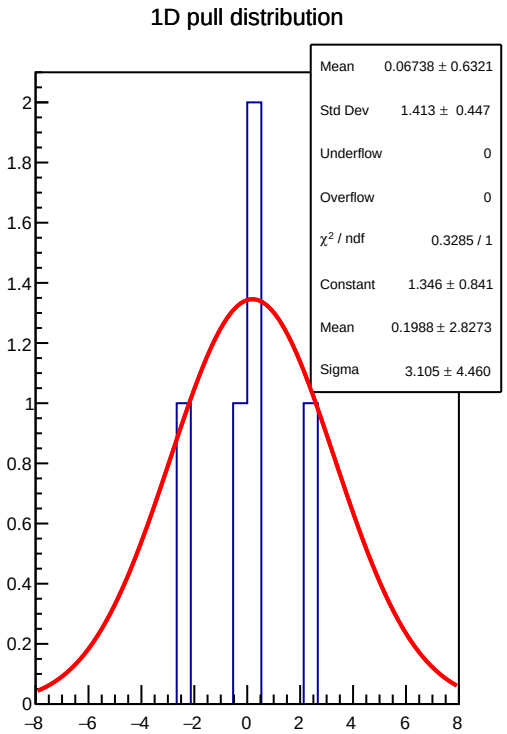
1D pull distribution
Mean 0.06738 ± 0.6321
Std Dev 1.413 ± 0.447
Underflow 0
Overflow 0
χ² / ndf 0.3285 / 1
Constant 1.346 ± 0.841
Mean 0.1988 ± 2.8273
Sigma 3.105 ± 4.460

diff_evMon8 RMS (um)

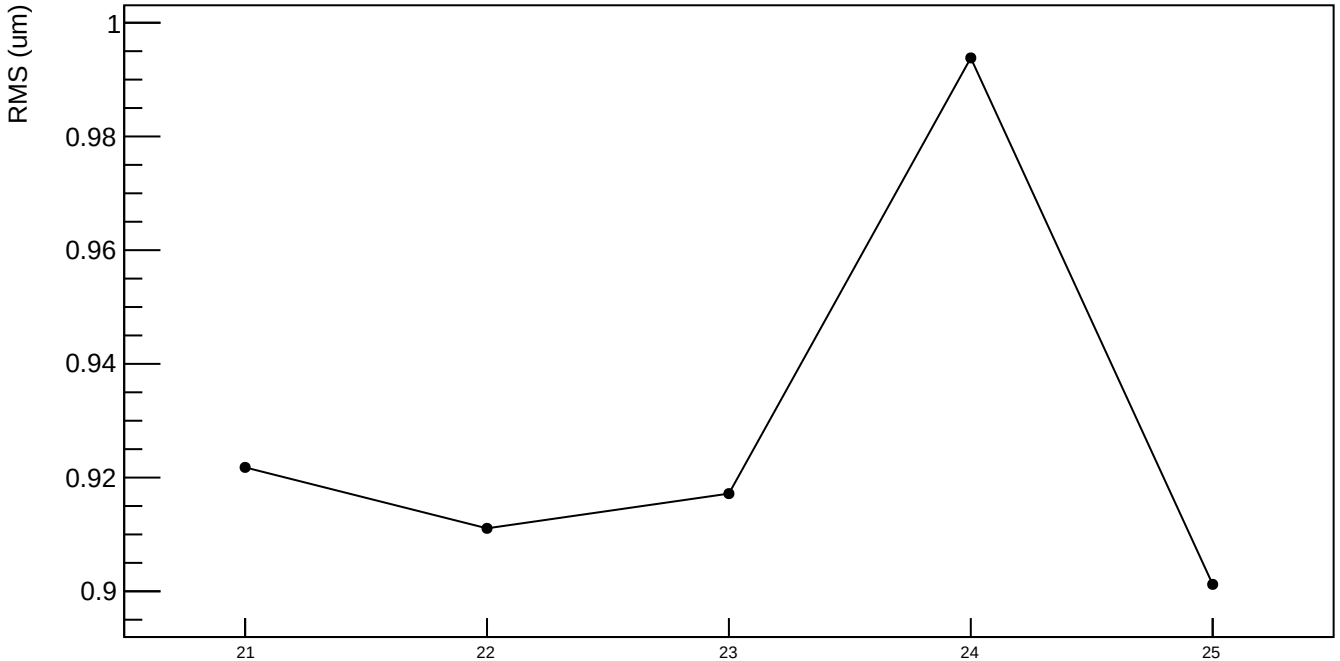

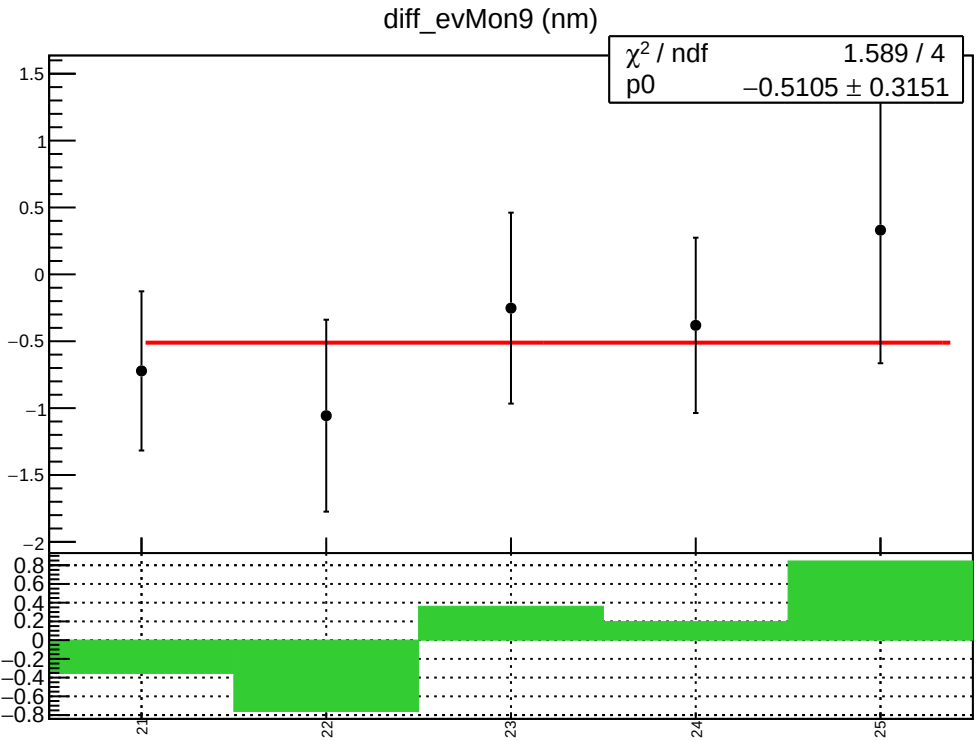
diff_evMon9 (nm)
χ² / ndf 1.589 / 4
p0 −0.5105 ± 0.3151
1.5
1
0.5
0
−0.5
−1
−1.5
−2
0.8
0.6
0.4
0.2
0
−0.2
−0.4
−0.6
−0.8
21
22
23
24
25

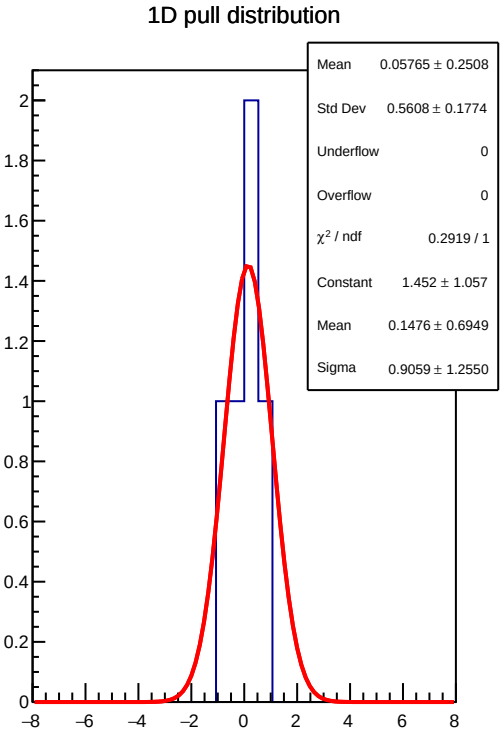
1D pull distribution
Mean 0.05765 ± 0.2508
Std Dev 0.5608 ± 0.1774
Underflow 0
Overflow 0
χ² / ndf 0.2919 / 1
Constant 1.452 ± 1.057
Mean 0.1476 ± 0.6949
Sigma 0.9059 ± 1.2550
2
1.8
1.6
1.4
1.2
1
0.8
0.6
0.4
0.2
0
−8
−6
−4
−2
0
2
4
6
8

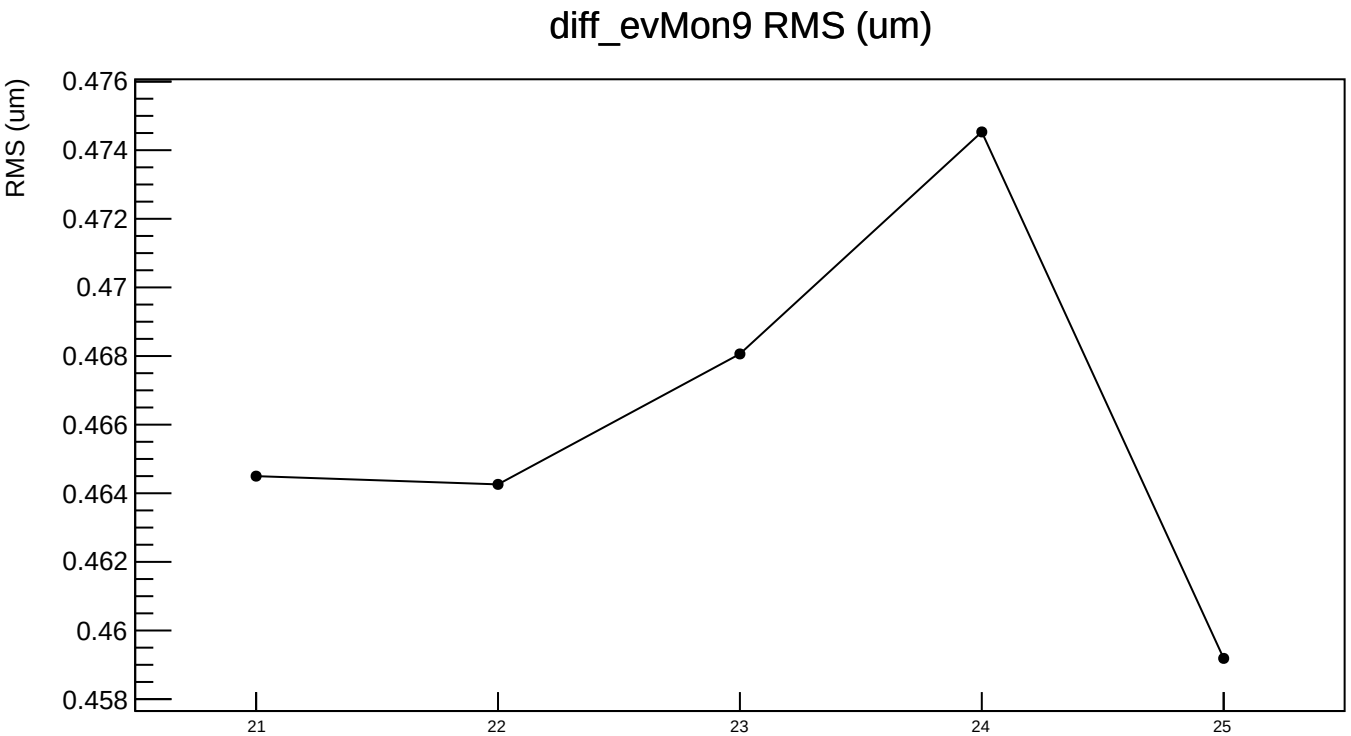
diff_evMon9 RMS (um)
RMS (um)
0.476
0.474
0.472
0.47
0.468
0.466
0.464
0.462
0.46
0.458
21
22
23
24
25

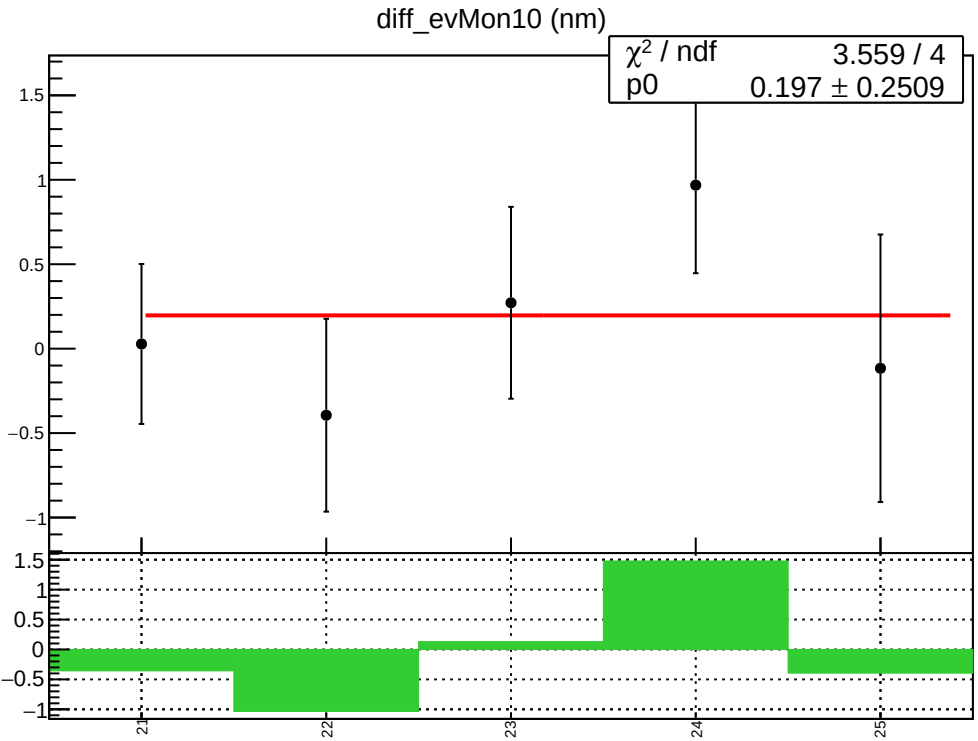
diff_evMon10 (nm)
χ^2 / ndf 3.559 / 4
p0 0.197 ± 0.2509
1.5
1
0.5
0
−0.5
−1
21
22
23
24
25

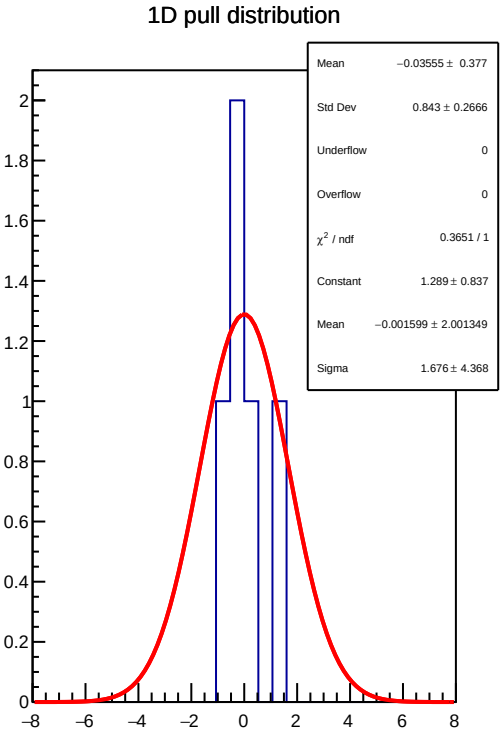
1D pull distribution
Mean −0.03555 ± 0.377
Std Dev 0.843 ± 0.2666
Underflow 0
Overflow 0
χ^2 / ndf 0.3651 / 1
Constant 1.289 ± 0.837
Mean −0.001599 ± 2.001349
Sigma 1.676 ± 4.368
2
1.8
1.6
1.4
1.2
1
0.8
0.6
0.4
0.2
0
−8
−6
−4
−2
0
2
4
6
8

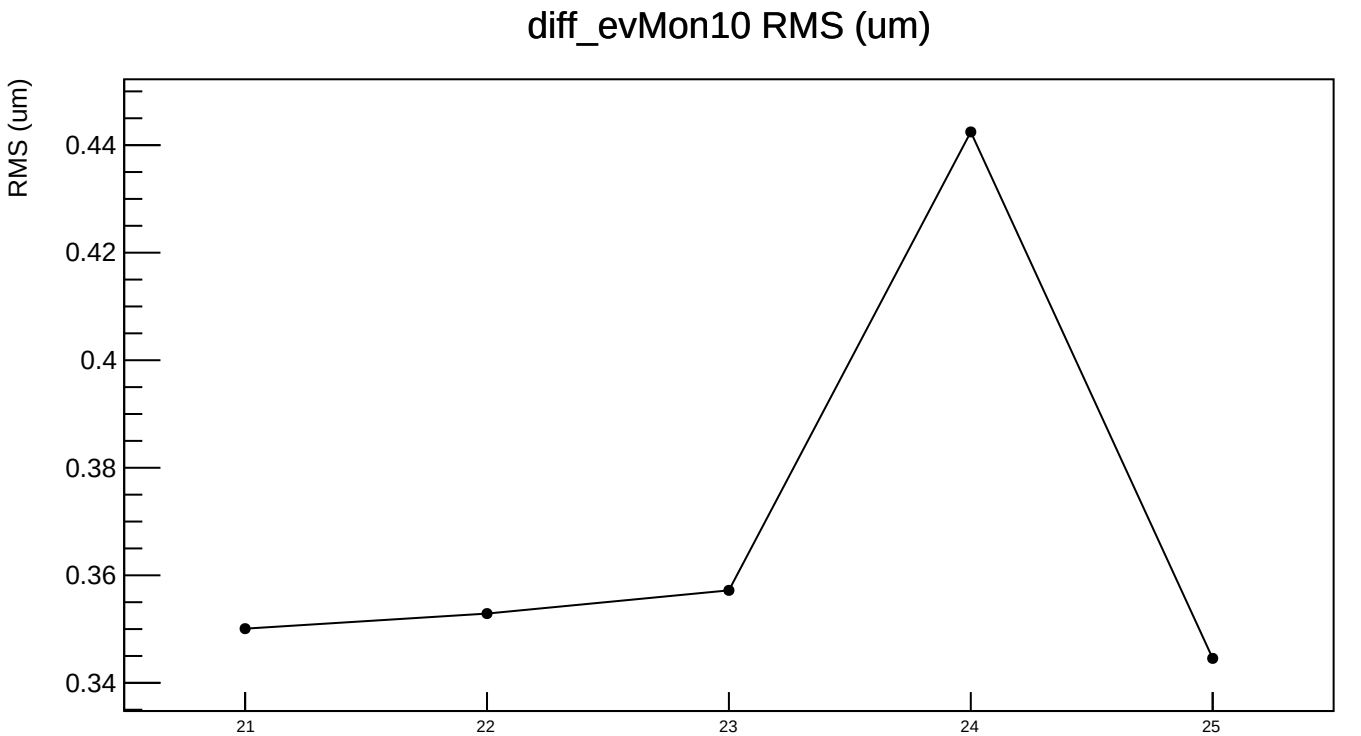
diff_evMon10 RMS (um)
RMS (um)
0.44
0.42
0.4
0.38
0.36
0.34
21
22
23
24
25

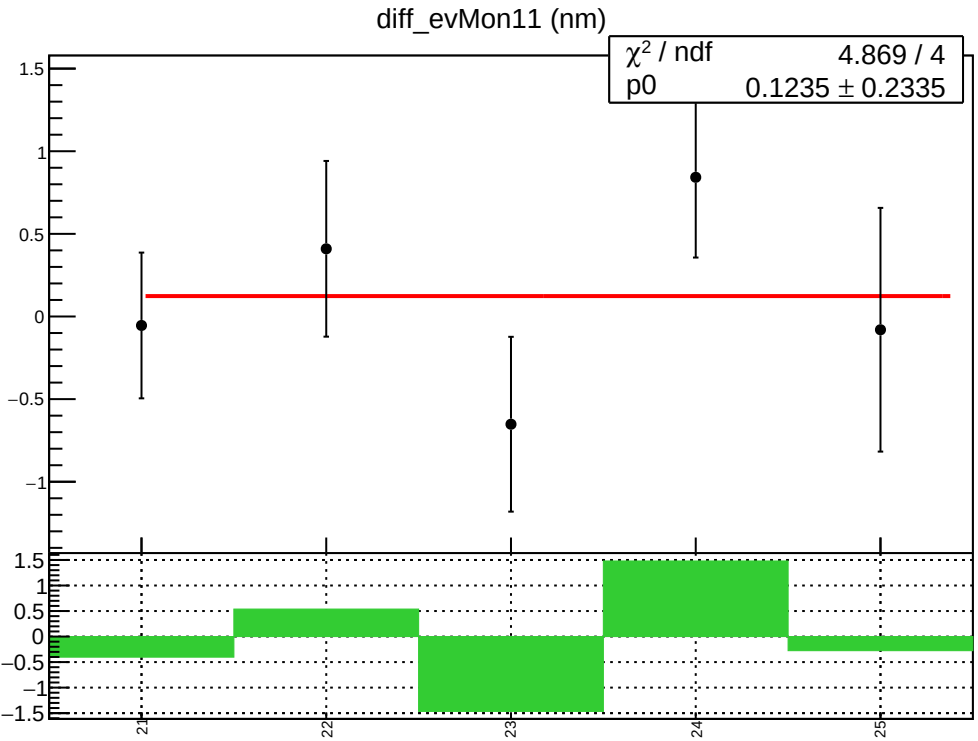
diff_evMon11 (nm)
χ² / ndf 4.869 / 4
p0 0.1235 ± 0.2335
1.5
1
0.5
0
−0.5
−1
1.5
1
0.5
0
−0.5
−1
−1.5
21
22
23
24
25

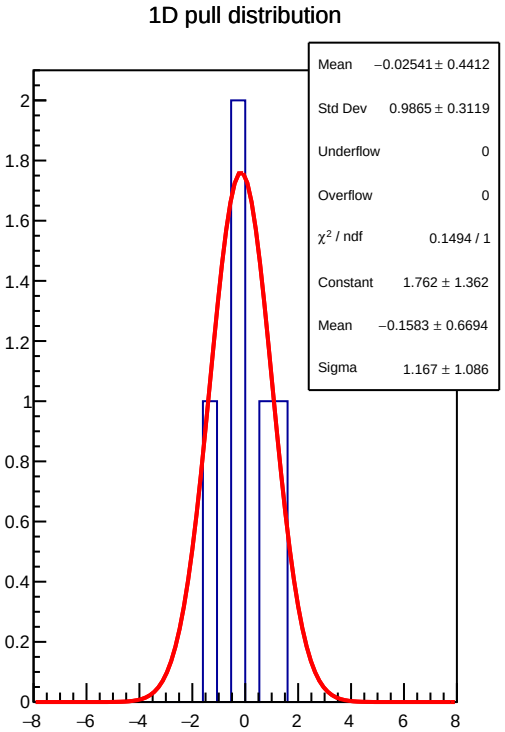
1D pull distribution
Mean −0.02541 ± 0.4412
Std Dev 0.9865 ± 0.3119
Underflow 0
Overflow 0
χ² / ndf 0.1494 / 1
Constant 1.762 ± 1.362
Mean −0.1583 ± 0.6694
Sigma 1.167 ± 1.086
2
1.8
1.6
1.4
1.2
1
0.8
0.6
0.4
0.2
0
−8
−6
−4
−2
0
2
4
6
8

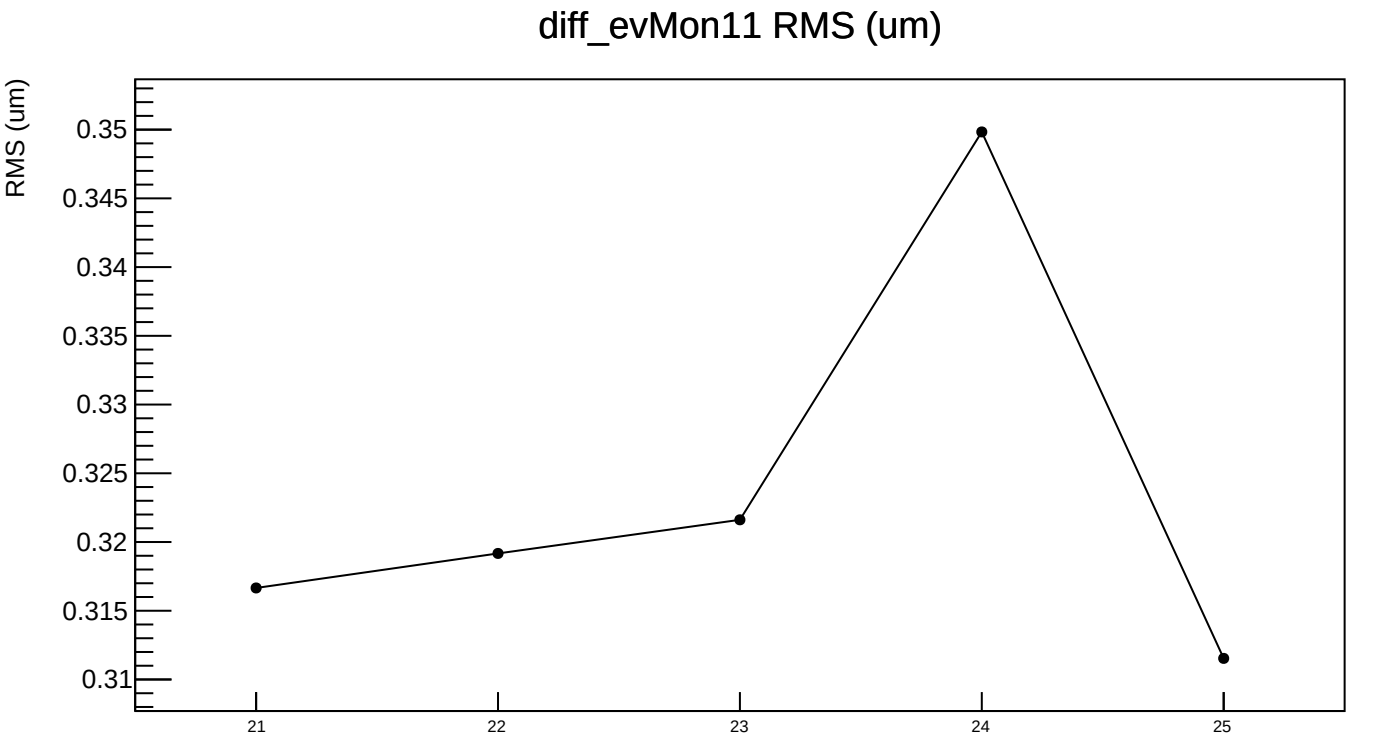
diff_evMon11 RMS (um)
RMS (um)
0.35
0.345
0.34
0.335
0.33
0.325
0.32
0.315
0.31
21
22
23
24
25

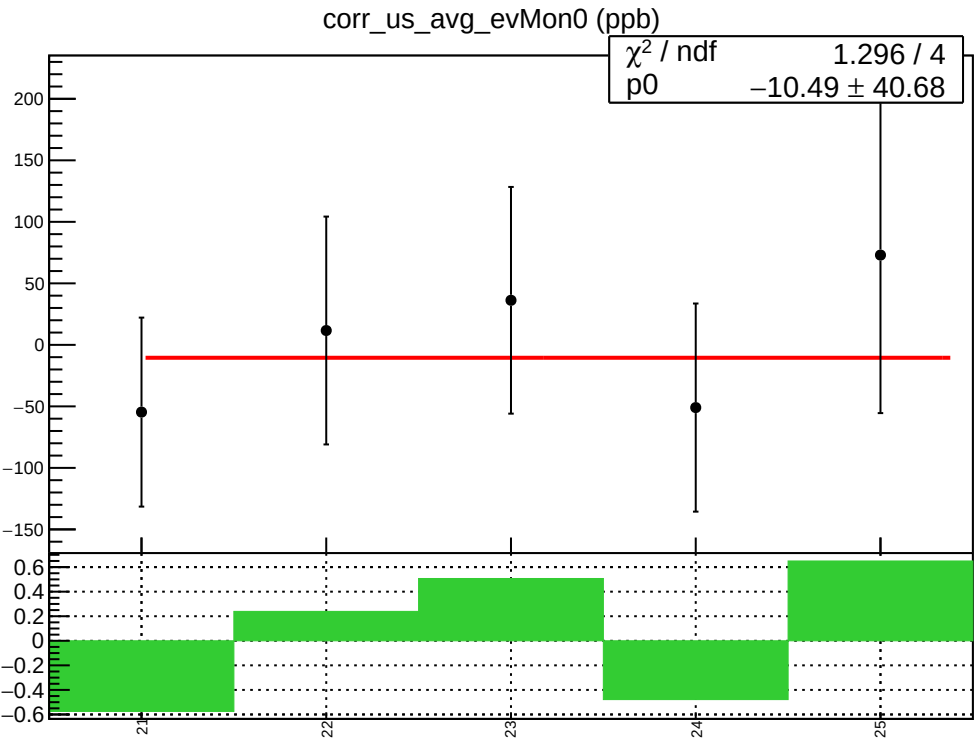
corr_us_avg_evMon0 (ppb)
χ² / ndf 1.296 / 4
p0 −10.49 ± 40.68
200
150
100
50
0
−50
−100
−150
0.6
0.4
0.2
0
−0.2
−0.4
−0.6
21
22
23
24
25

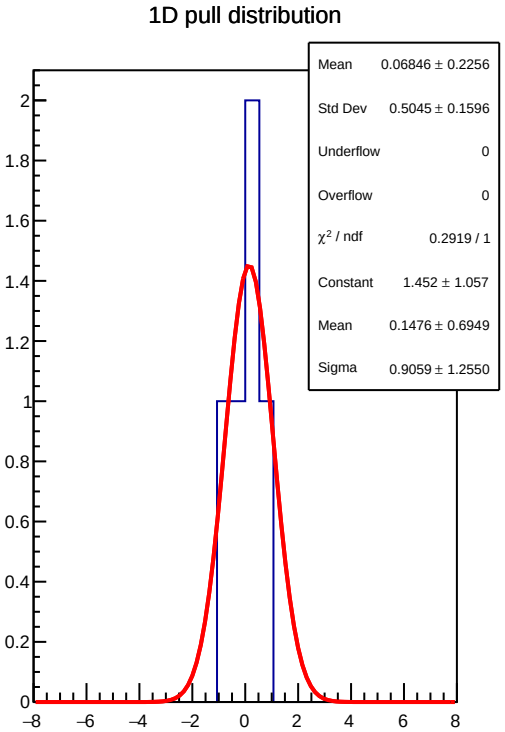
1D pull distribution
Mean 0.06846 ± 0.2256
Std Dev 0.5045 ± 0.1596
Underflow 0
Overflow 0
χ² / ndf 0.2919 / 1
Constant 1.452 ± 1.057
Mean 0.1476 ± 0.6949
Sigma 0.9059 ± 1.2550
2
1.8
1.6
1.4
1.2
1
0.8
0.6
0.4
0.2
0
−8
−6
−4
−2
0
2
4
6
8

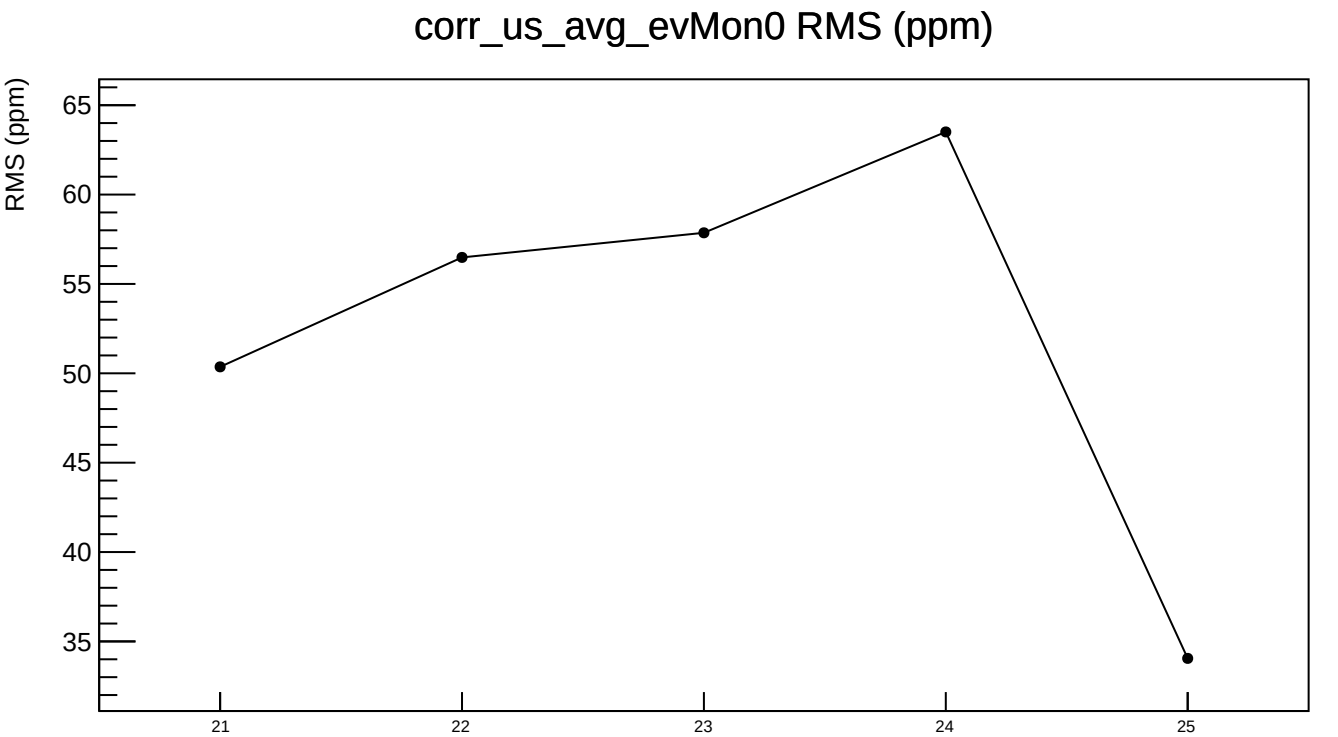
corr_us_avg_evMon0 RMS (ppm)
RMS (ppm)
65
60
55
50
45
40
35
21
22
23
24
25

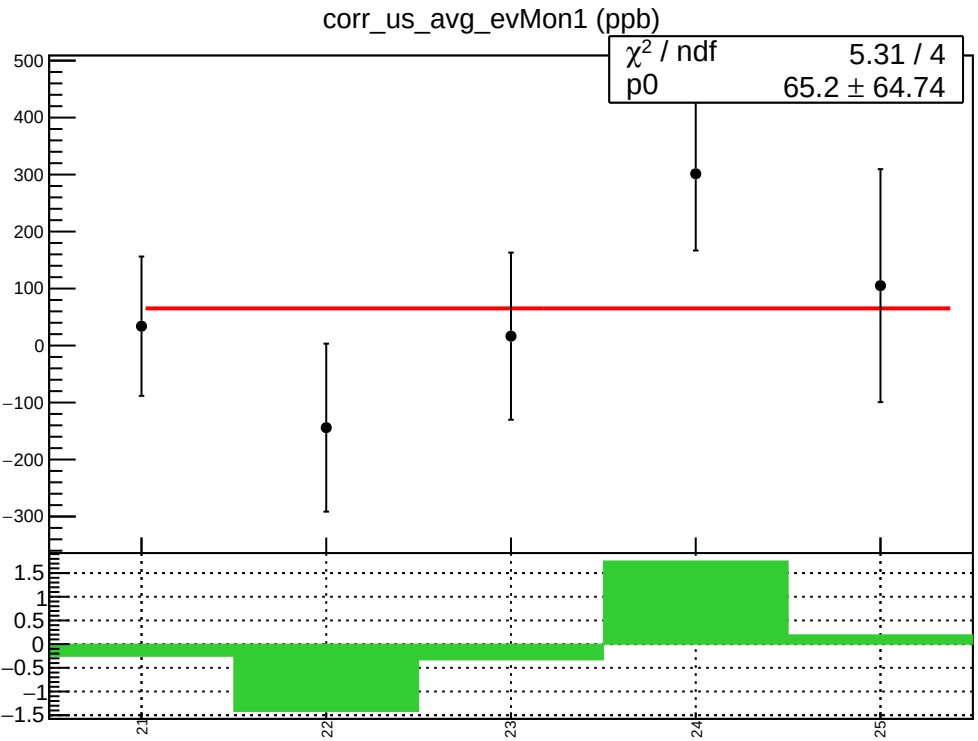
corr_us_avg_evMon1 (ppb)
χ² / ndf 5.31 / 4
p0 65.2 ± 64.74
500
400
300
200
100
0
−100
−200
−300
1.5
1
0.5
0
−0.5
−1
−1.5
21
22
23
24
25

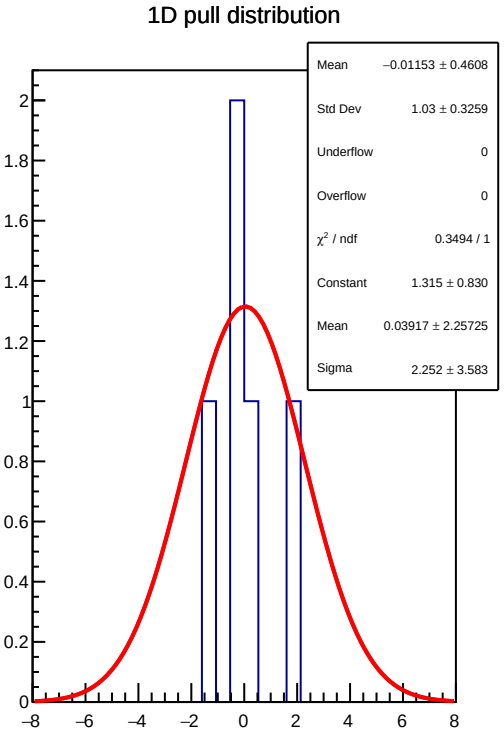
1D pull distribution
Mean −0.01153 ± 0.4608
Std Dev 1.03 ± 0.3259
Underflow 0
Overflow 0
χ² / ndf 0.3494 / 1
Constant 1.315 ± 0.830
Mean 0.03917 ± 2.25725
Sigma 2.252 ± 3.583
2
1.8
1.6
1.4
1.2
1
0.8
0.6
0.4
0.2
0
−8
−6
−4
−2
0
2
4
6
8

corr_us_avg_evMon1 RMS (ppm)

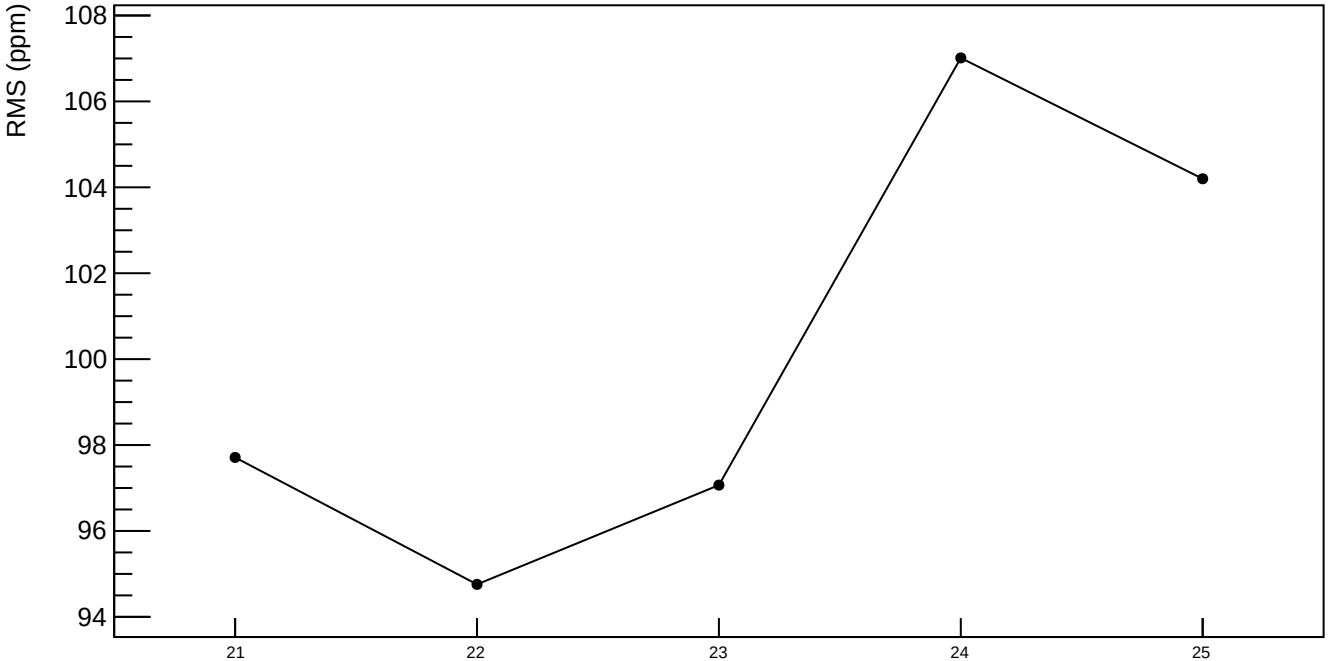

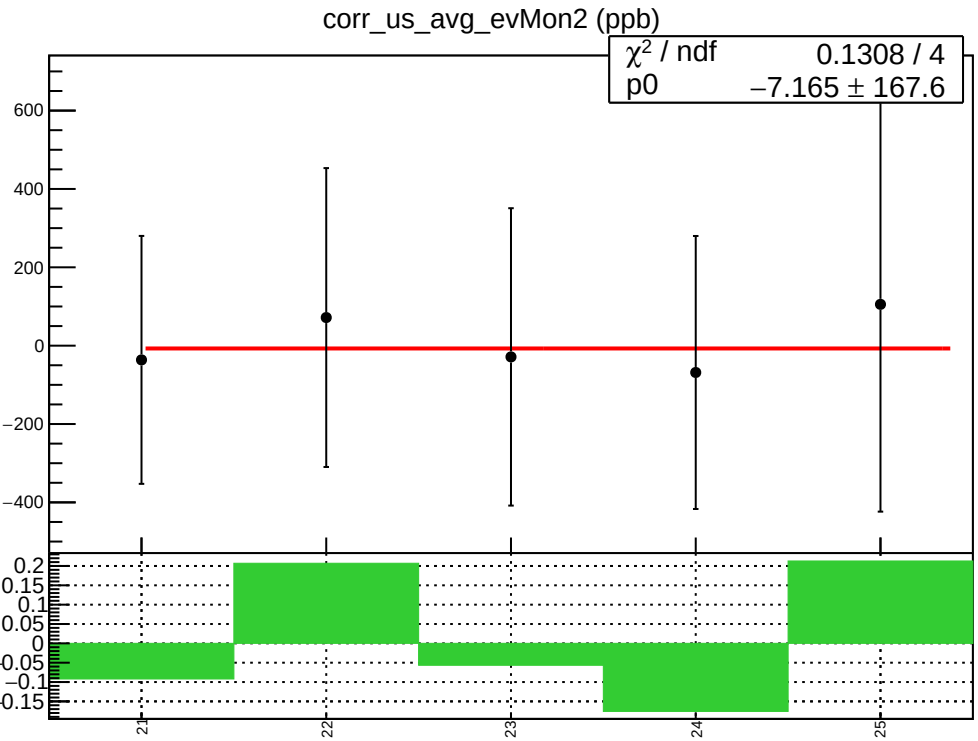
corr_us_avg_evMon2 (ppb)
χ² / ndf 0.1308 / 4
p0 −7.165 ± 167.6
600
400
200
0
−200
−400
0.2
0.15
0.1
0.05
0
−0.05
−0.1
−0.15
21
22
23
24
25

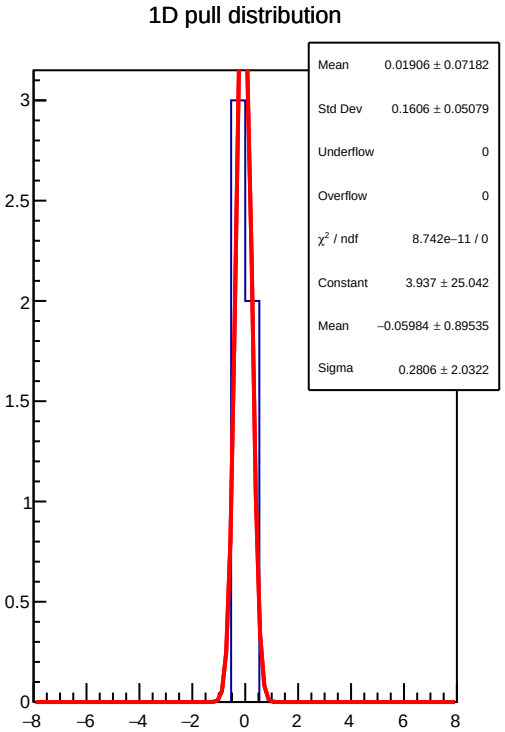
1D pull distribution
Mean 0.01906 ± 0.07182
Std Dev 0.1606 ± 0.05079
Underflow 0
Overflow 0
χ² / ndf 8.742e−11 / 0
Constant 3.937 ± 25.042
Mean −0.05984 ± 0.89535
Sigma 0.2806 ± 2.0322
3
2.5
2
1.5
1
0.5
0
−8
−6
−4
−2
0
2
4
6
8

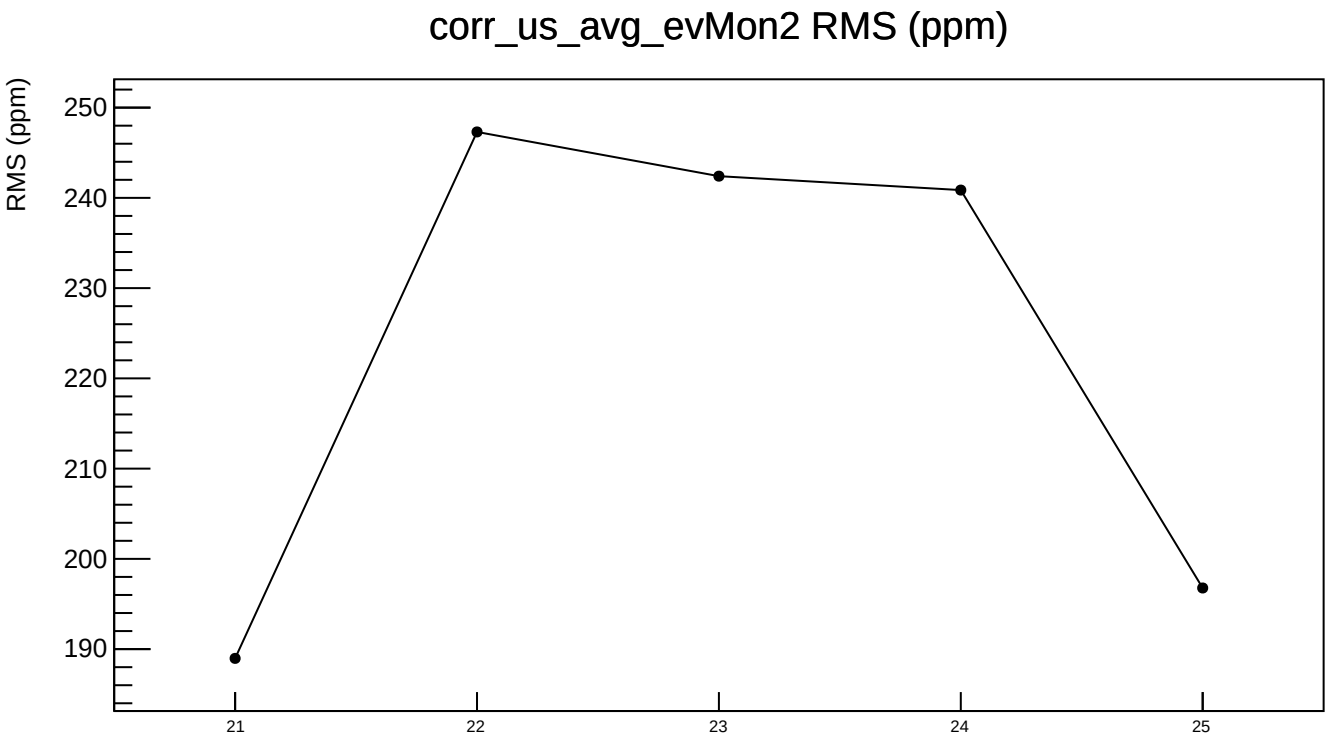
corr_us_avg_evMon2 RMS (ppm)
RMS (ppm)
250
240
230
220
210
200
190
21
22
23
24
25

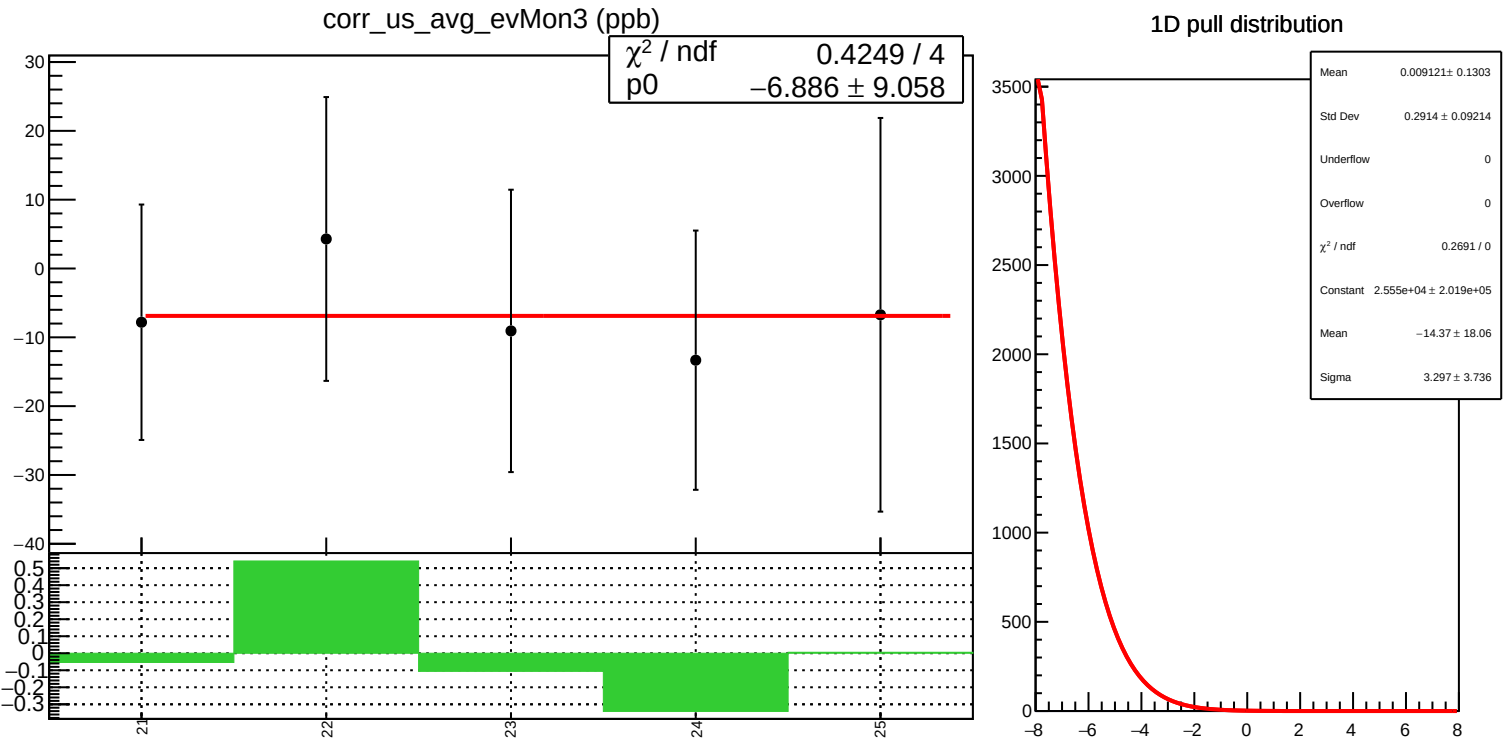
corr_us_avg_evMon3 (ppb)
χ² / ndf 0.4249 / 4
p0 −6.886 ± 9.058
1D pull distribution
Mean 0.009121± 0.1303
Std Dev 0.2914 ± 0.09214
Underflow 0
Overflow 0
χ² / ndf 0.2691 / 0
Constant 2.555e+04 ± 2.019e+05
Mean −14.37 ± 18.06
Sigma 3.297 ± 3.736

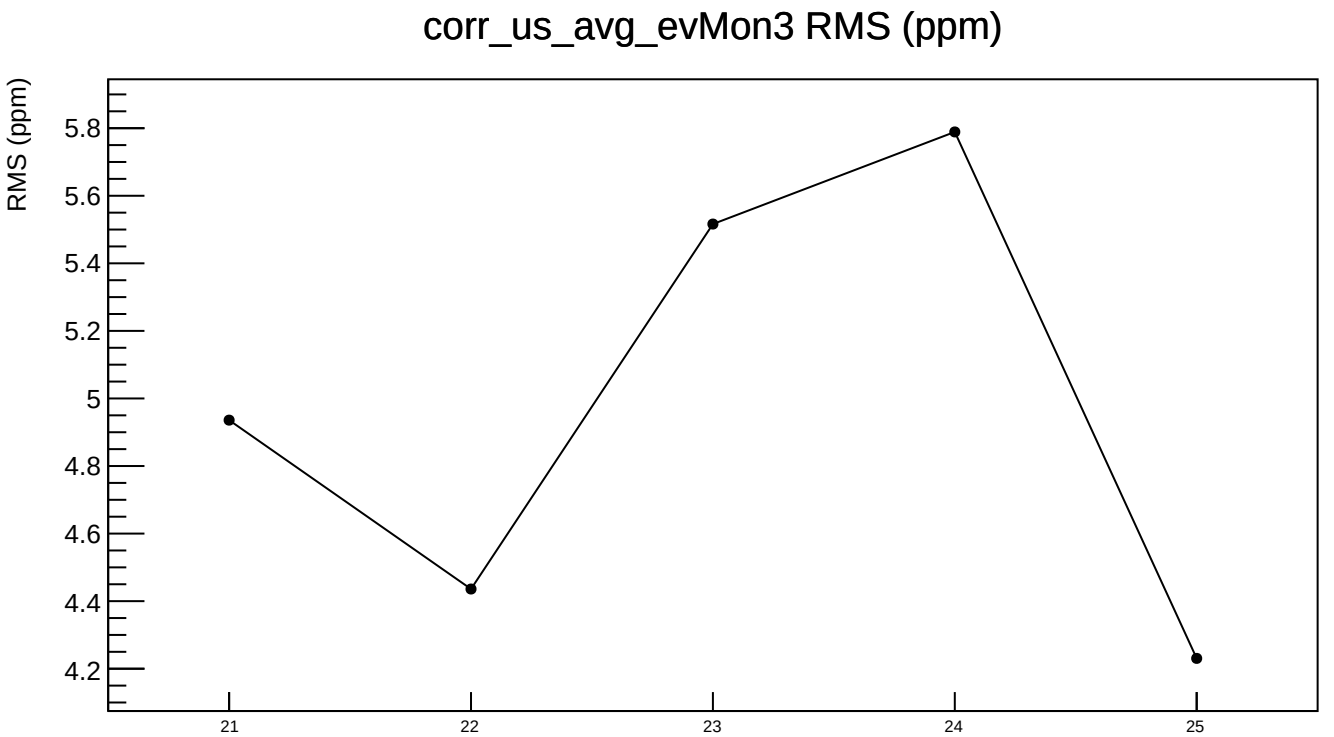
corr_us_avg_evMon3 RMS (ppm)
RMS (ppm)
5.8
5.6
5.4
5.2
5
4.8
4.6
4.4
4.2
21
22
23
24
25

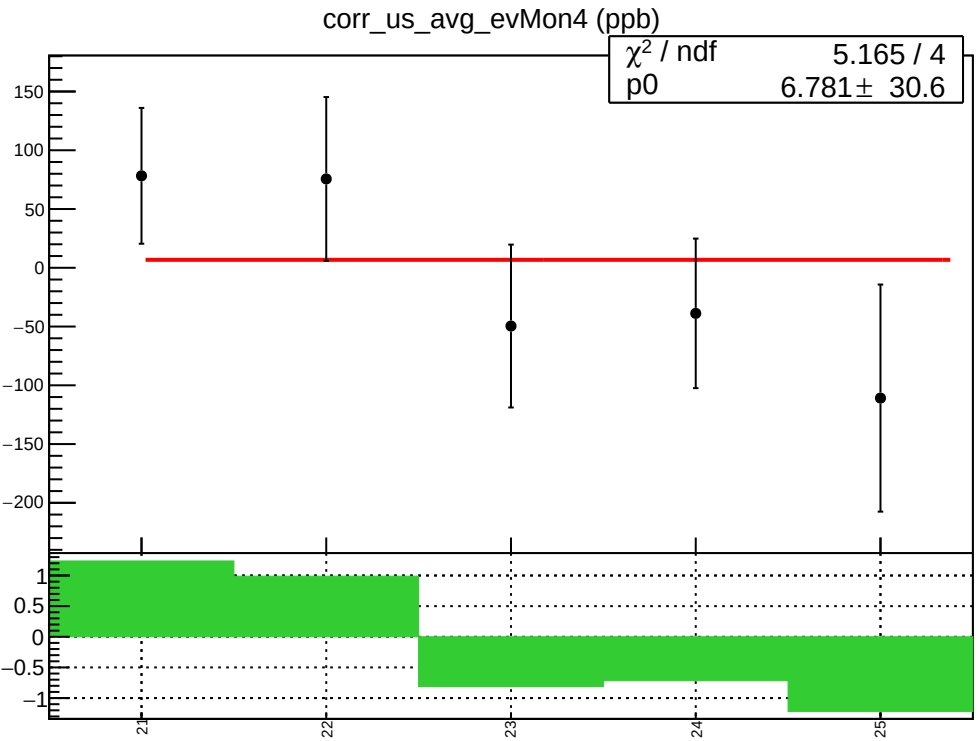
corr_us_avg_evMon4 (ppb)
χ² / ndf 5.165 / 4
p0 6.781 ± 30.6
150
100
50
0
−50
−100
−150
−200
1
0.5
0
−0.5
−1
21
22
23
24
25

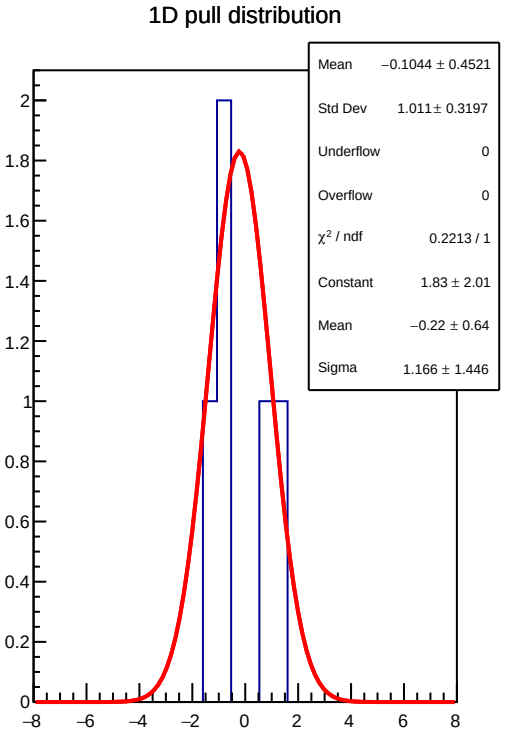
1D pull distribution
Mean −0.1044 ± 0.4521
Std Dev 1.011 ± 0.3197
Underflow 0
Overflow 0
χ² / ndf 0.2213 / 1
Constant 1.83 ± 2.01
Mean −0.22 ± 0.64
Sigma 1.166 ± 1.446
2
1.8
1.6
1.4
1.2
1
0.8
0.6
0.4
0.2
0
−8
−6
−4
−2
0
2
4
6
8

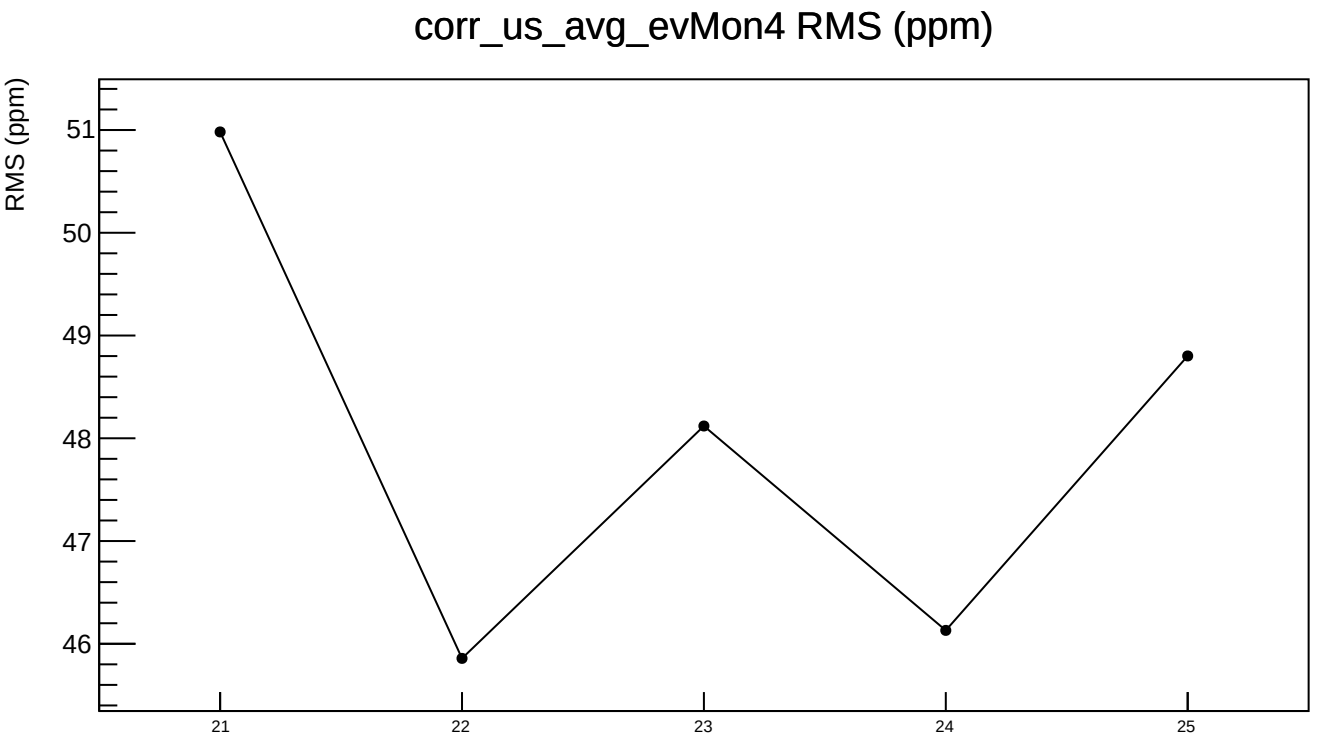
corr_us_avg_evMon4 RMS (ppm)
RMS (ppm)
51
50
49
48
47
46
21
22
23
24
25

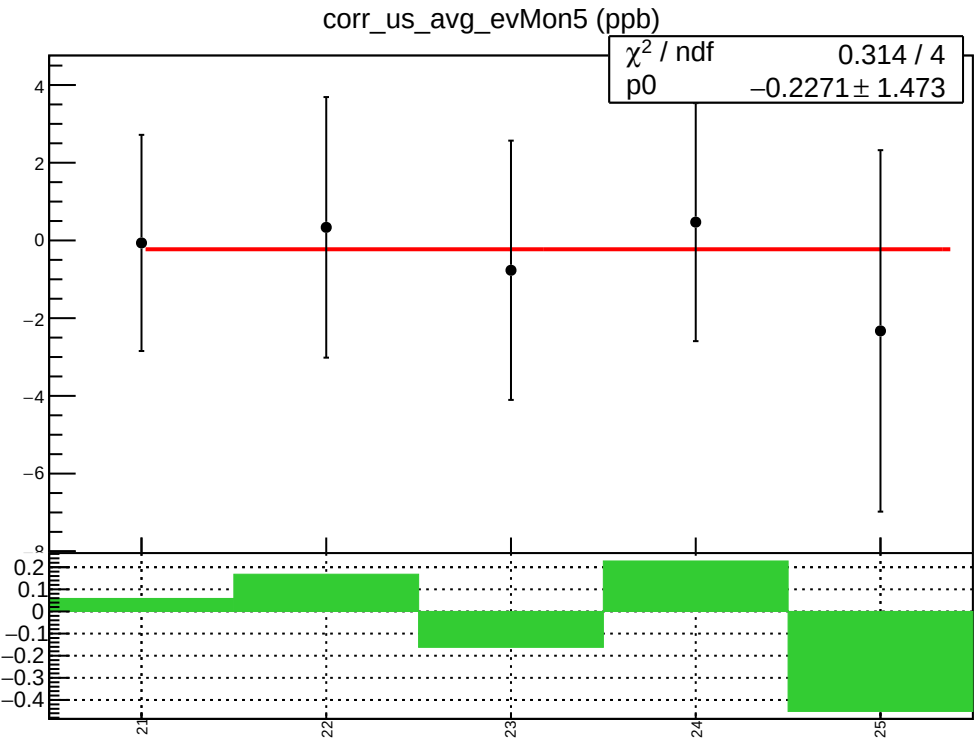
corr_us_avg_evMon5 (ppb)
χ^2 / ndf 0.314 / 4
p0 −0.2271 ± 1.473
4
2
0
−2
−4
−6
0.2
0.1
0
−0.1
−0.2
−0.3
−0.4
21
22
23
24
25

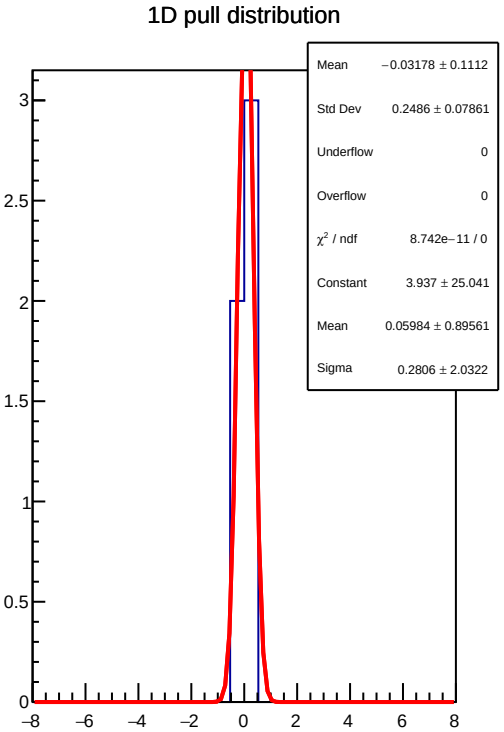
1D pull distribution
Mean −0.03178 ± 0.1112
Std Dev 0.2486 ± 0.07861
Underflow 0
Overflow 0
χ^2 / ndf 8.742e−11 / 0
Constant 3.937 ± 25.041
Mean 0.05984 ± 0.89561
Sigma 0.2806 ± 2.0322
3
2.5
2
1.5
1
0.5
0
−8
−6
−4
−2
0
2
4
6
8

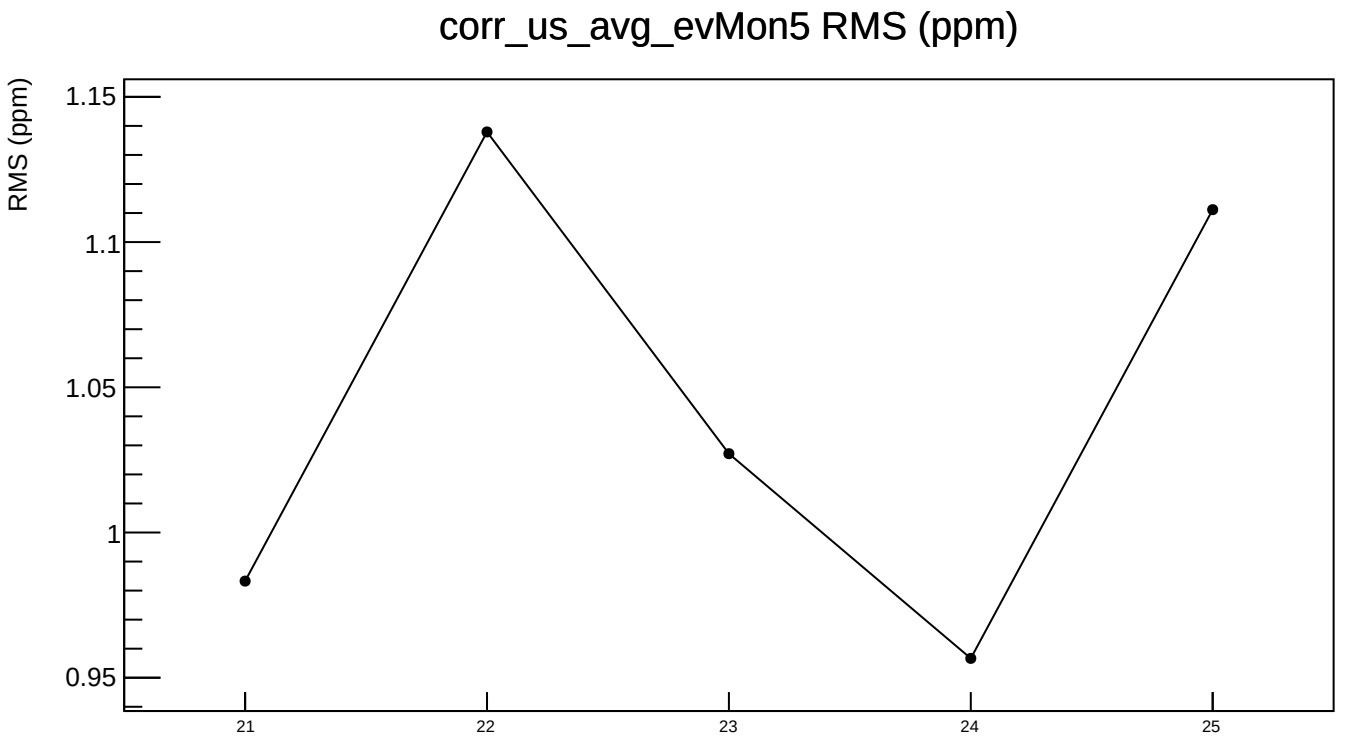
corr_us_avg_evMon5 RMS (ppm)
RMS (ppm)
1.15
1.1
1.05
1
0.95
21
22
23
24
25

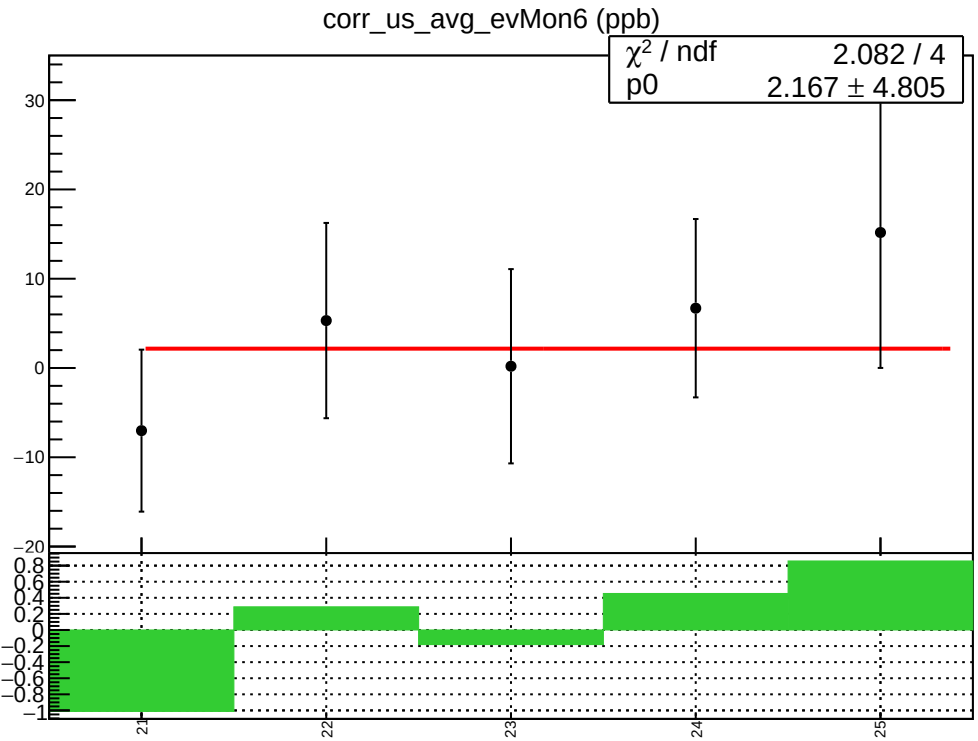
corr_us_avg_evMon6 (ppb)
χ² / ndf 2.082 / 4
p0 2.167 ± 4.805
30
20
10
0
−10
−20
0.8
0.6
0.4
0.2
0
−0.2
−0.4
−0.6
−0.8
−1
21
22
23
24
25

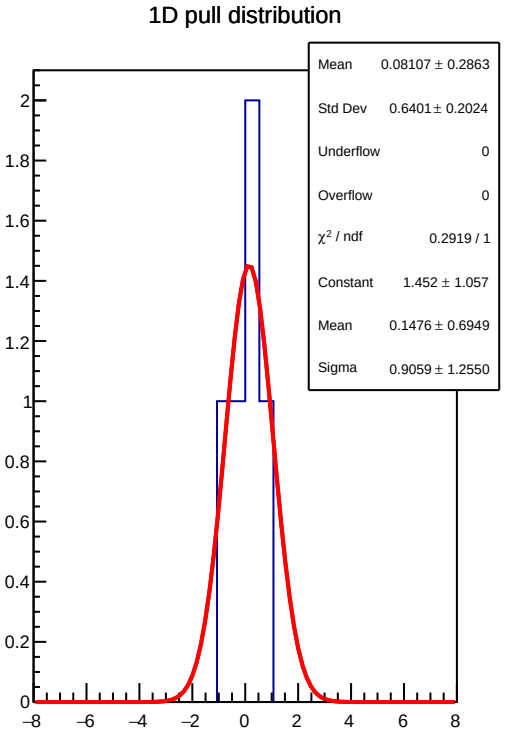
1D pull distribution
Mean 0.08107 ± 0.2863
Std Dev 0.6401 ± 0.2024
Underflow 0
Overflow 0
χ² / ndf 0.2919 / 1
Constant 1.452 ± 1.057
Mean 0.1476 ± 0.6949
Sigma 0.9059 ± 1.2550
2
1.8
1.6
1.4
1.2
1
0.8
0.6
0.4
0.2
0
−8
−6
−4
−2
0
2
4
6
8

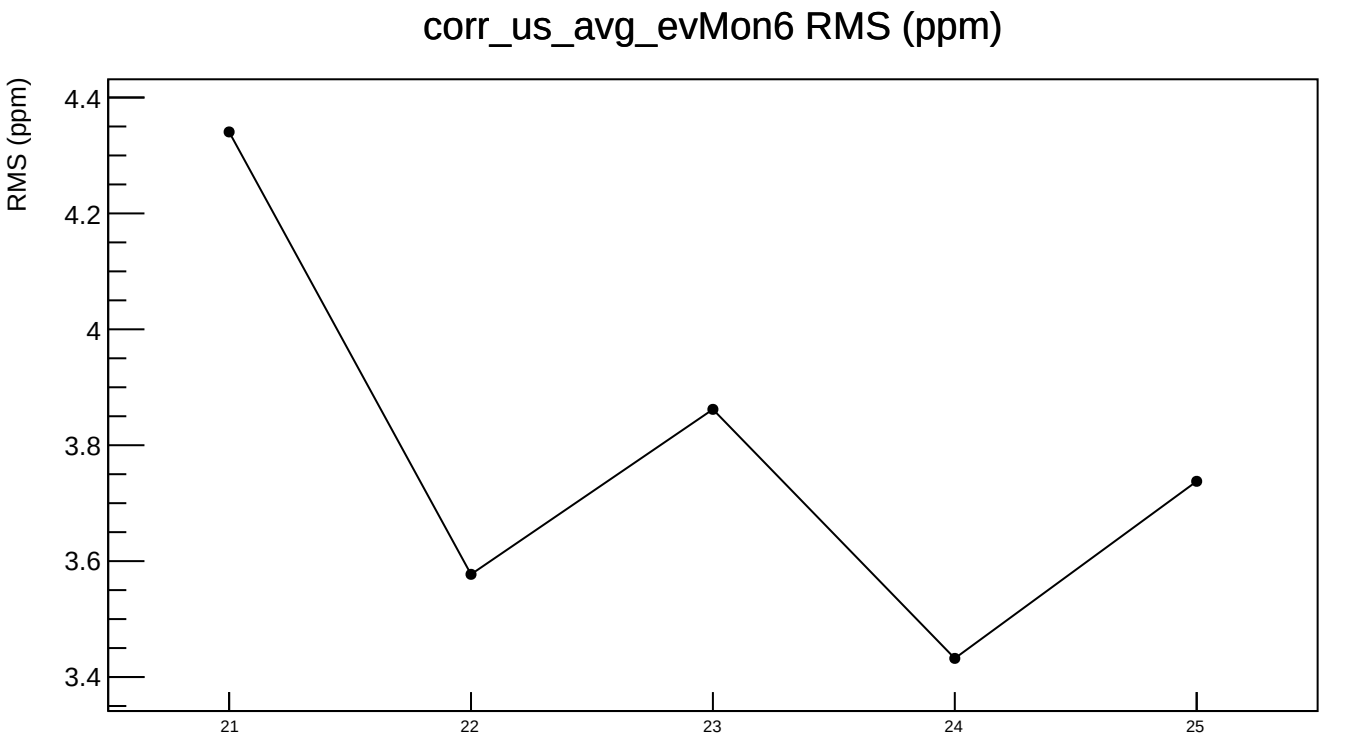
corr_us_avg_evMon6 RMS (ppm)
RMS (ppm)
4.4
4.2
4
3.8
3.6
3.4
21
22
23
24
25

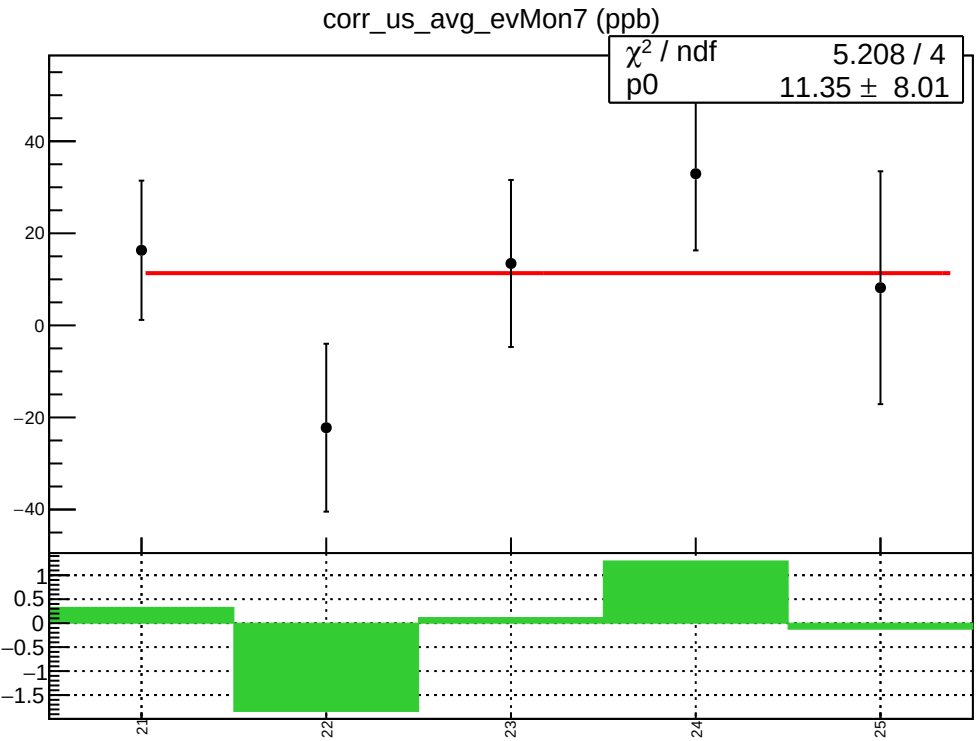
corr_us_avg_evMon7 (ppb)
χ^2 / ndf 5.208 / 4
p0 11.35 ± 8.01
40
20
0
−20
−40
1
0.5
0
−0.5
−1
−1.5
21
22
23
24
25

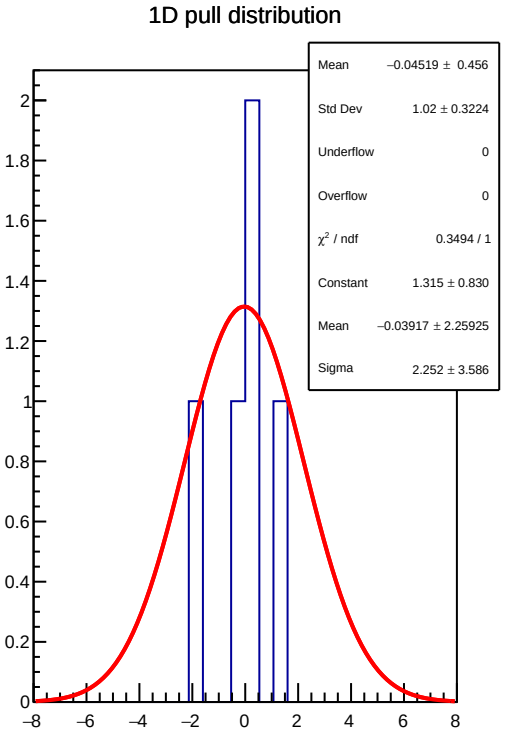
1D pull distribution
Mean −0.04519 ± 0.456
Std Dev 1.02 ± 0.3224
Underflow 0
Overflow 0
χ^2 / ndf 0.3494 / 1
Constant 1.315 ± 0.830
Mean −0.03917 ± 2.25925
Sigma 2.252 ± 3.586
2
1.8
1.6
1.4
1.2
1
0.8
0.6
0.4
0.2
0
−8
−6
−4
−2
0
2
4
6
8

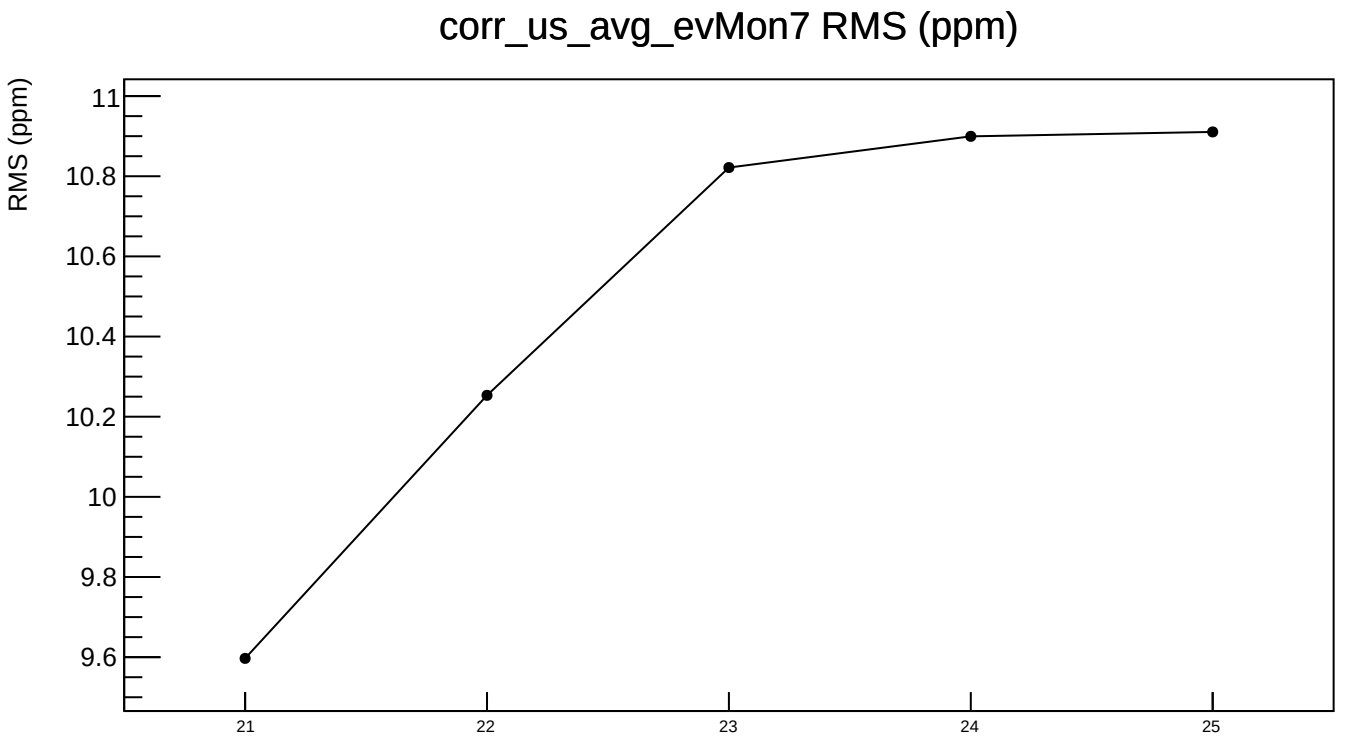
corr_us_avg_evMon7 RMS (ppm)
RMS (ppm)
11
10.8
10.6
10.4
10.2
10
9.8
9.6
21
22
23
24
25

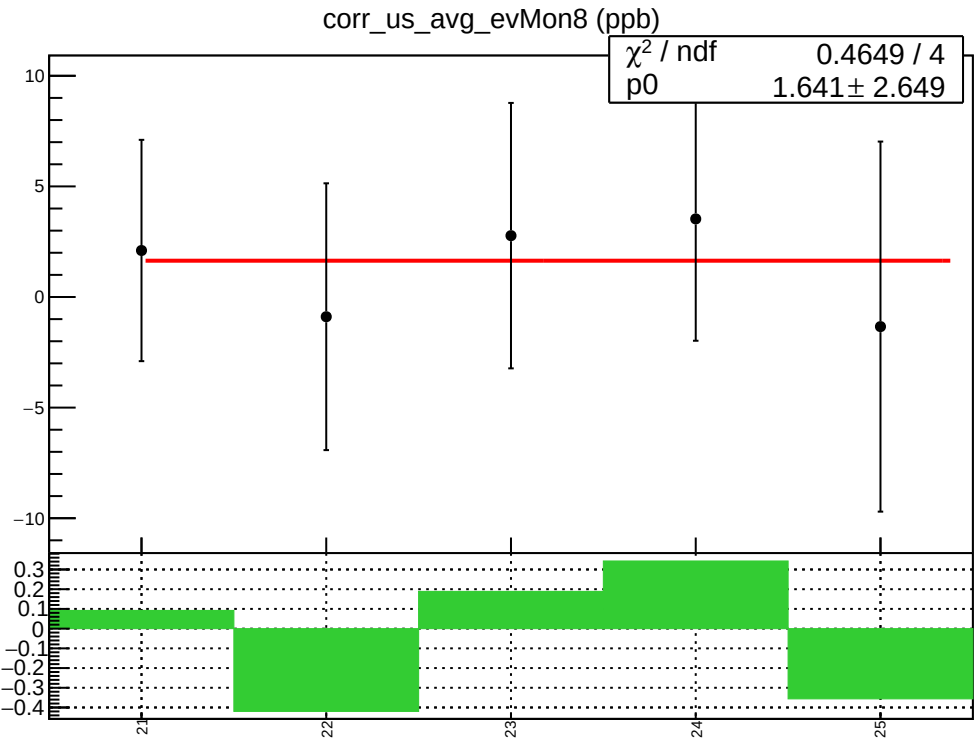
corr_us_avg_evMon8 (ppb)
χ² / ndf 0.4649 / 4
p0 1.641 ± 2.649
10
5
0
−5
−10
0.3
0.2
0.1
0
−0.1
−0.2
−0.3
−0.4
21
22
23
24
25

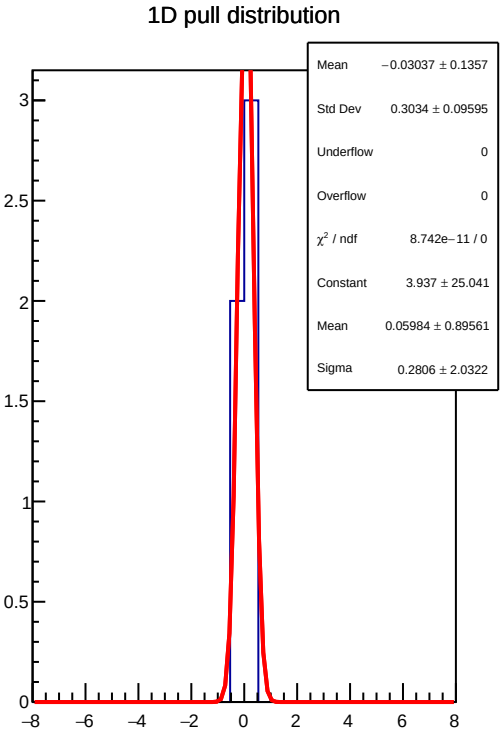
1D pull distribution
Mean −0.03037 ± 0.1357
Std Dev 0.3034 ± 0.09595
Underflow 0
Overflow 0
χ² / ndf 8.742e−11 / 0
Constant 3.937 ± 25.041
Mean 0.05984 ± 0.89561
Sigma 0.2806 ± 2.0322
3
2.5
2
1.5
1
0.5
0
−8
−6
−4
−2
0
2
4
6
8

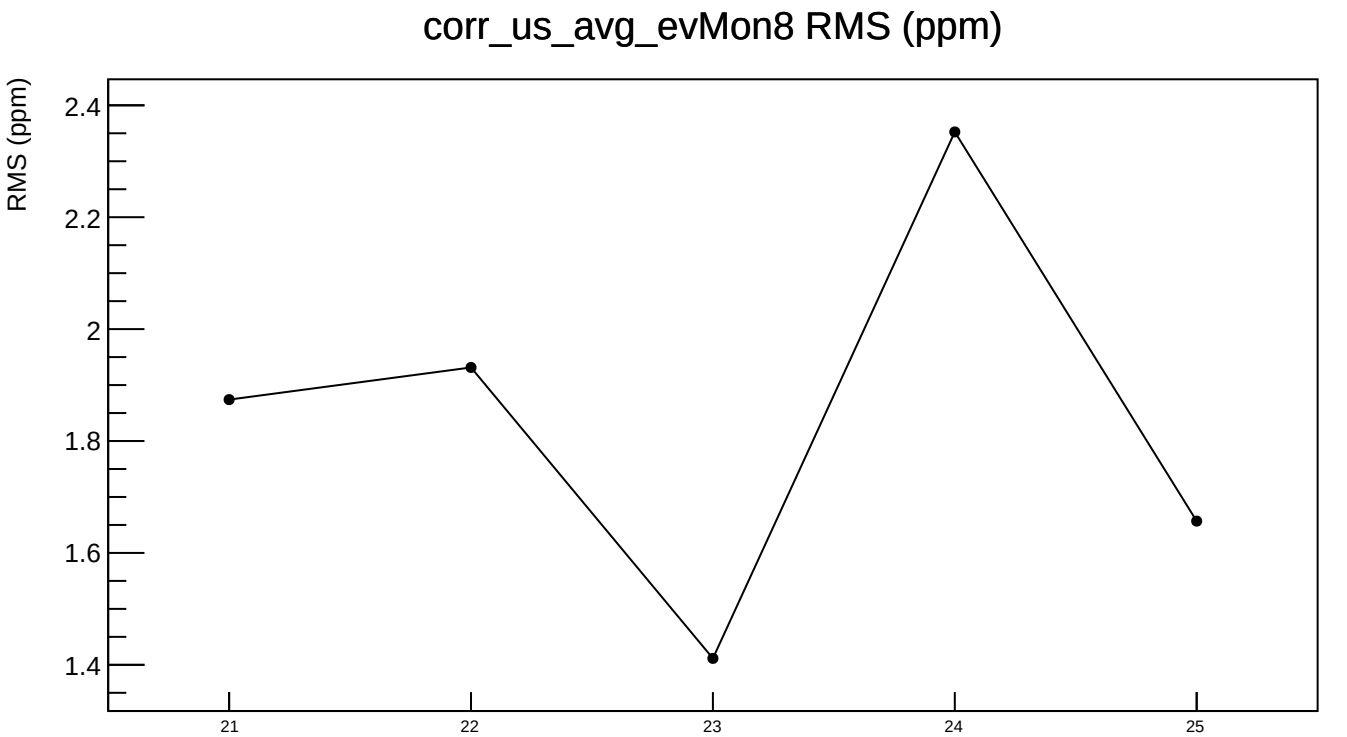
corr_us_avg_evMon8 RMS (ppm)
RMS (ppm)
2.4
2.2
2
1.8
1.6
1.4
21
22
23
24
25

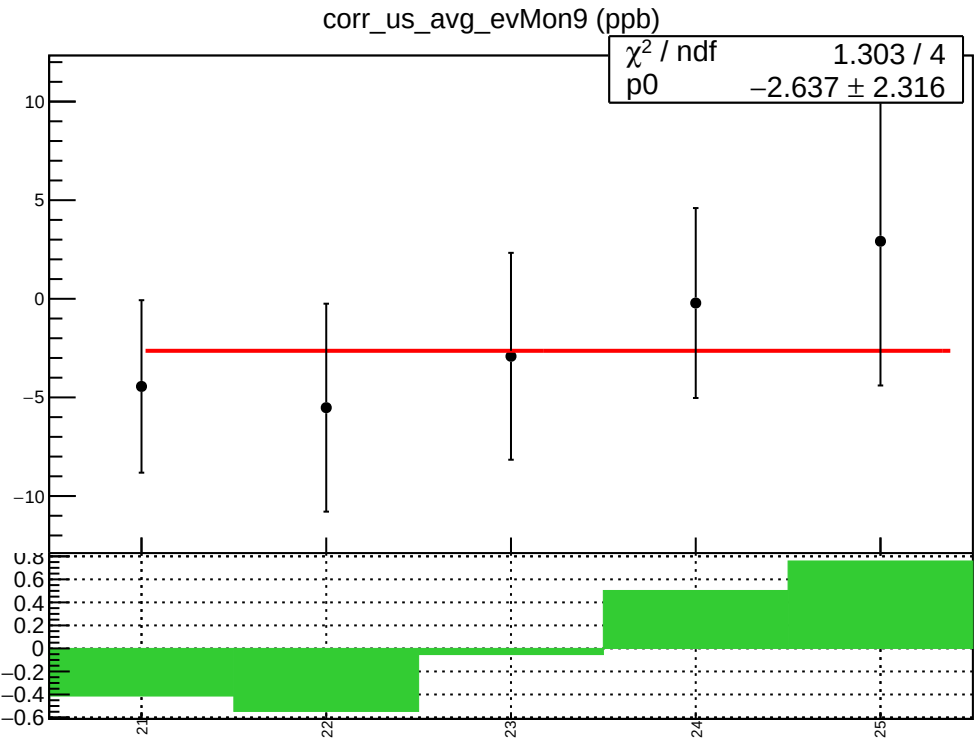
corr_us_avg_evMon9 (ppb)
χ² / ndf 1.303 / 4
p0 −2.637 ± 2.316
10
5
0
−5
−10
0.8
0.6
0.4
0.2
0
−0.2
−0.4
−0.6
21
22
23
24
25

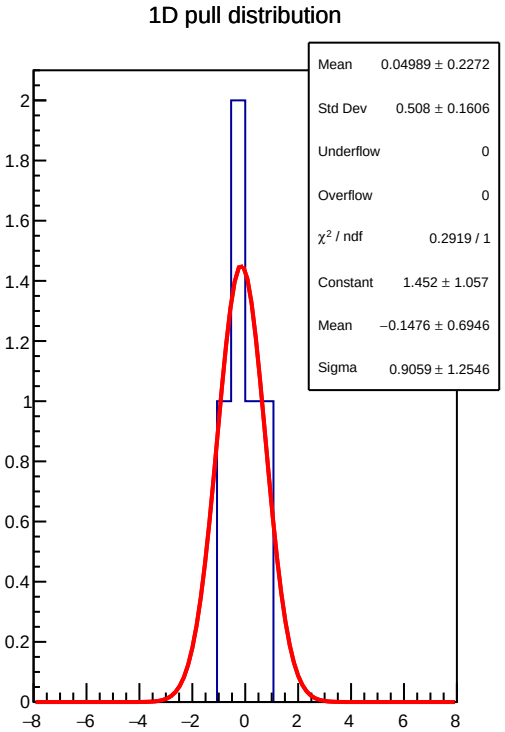
1D pull distribution
Mean 0.04989 ± 0.2272
Std Dev 0.508 ± 0.1606
Underflow 0
Overflow 0
χ² / ndf 0.2919 / 1
Constant 1.452 ± 1.057
Mean −0.1476 ± 0.6946
Sigma 0.9059 ± 1.2546
2
1.8
1.6
1.4
1.2
1
0.8
0.6
0.4
0.2
0
−8
−6
−4
−2
0
2
4
6
8

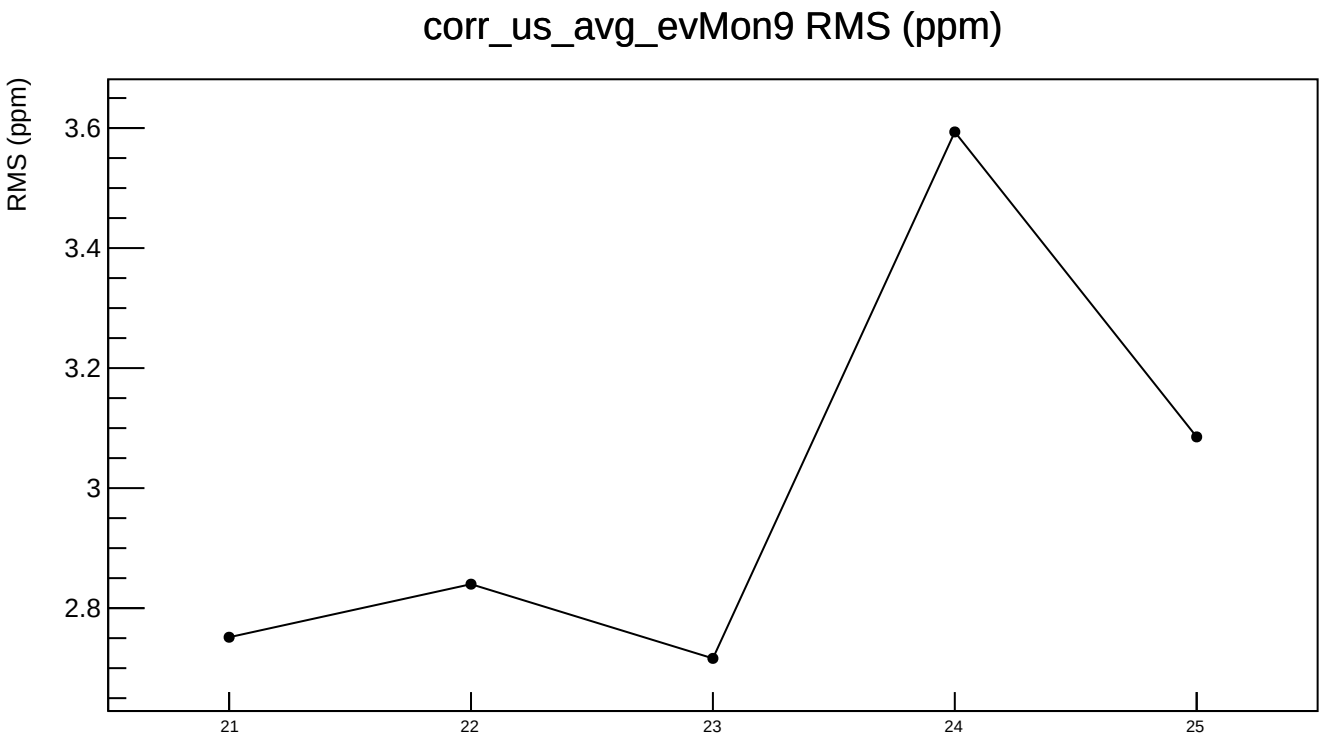
corr_us_avg_evMon9 RMS (ppm)
RMS (ppm)
3.6
3.4
3.2
3
2.8
21
22
23
24
25

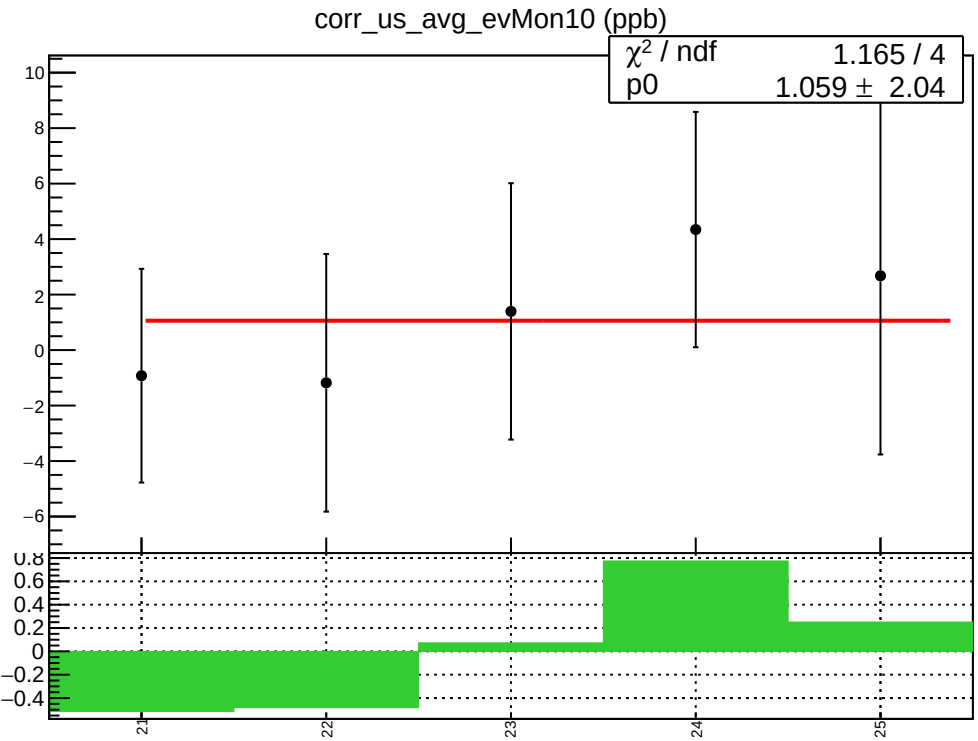
corr_us_avg_evMon10 (ppb)
χ² / ndf 1.165 / 4
p0 1.059 ± 2.04
21
22
23
24
25

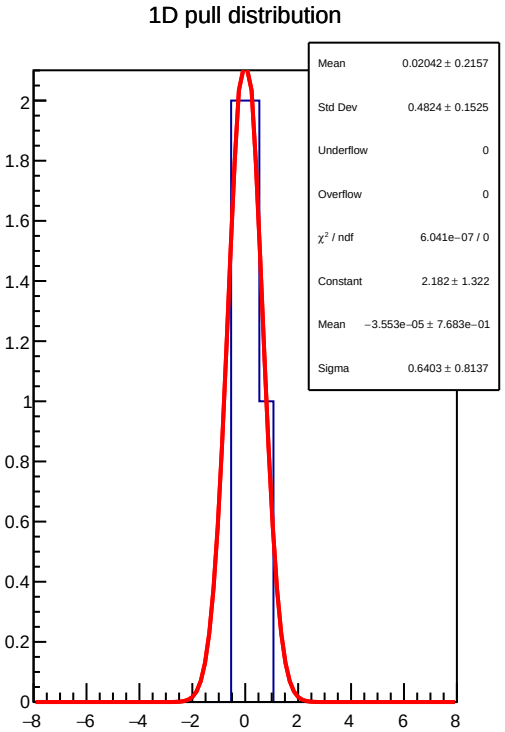
1D pull distribution
Mean 0.02042 ± 0.2157
Std Dev 0.4824 ± 0.1525
Underflow 0
Overflow 0
χ² / ndf 6.041e−07 / 0
Constant 2.182 ± 1.322
Mean −3.553e−05 ± 7.683e−01
Sigma 0.6403 ± 0.8137

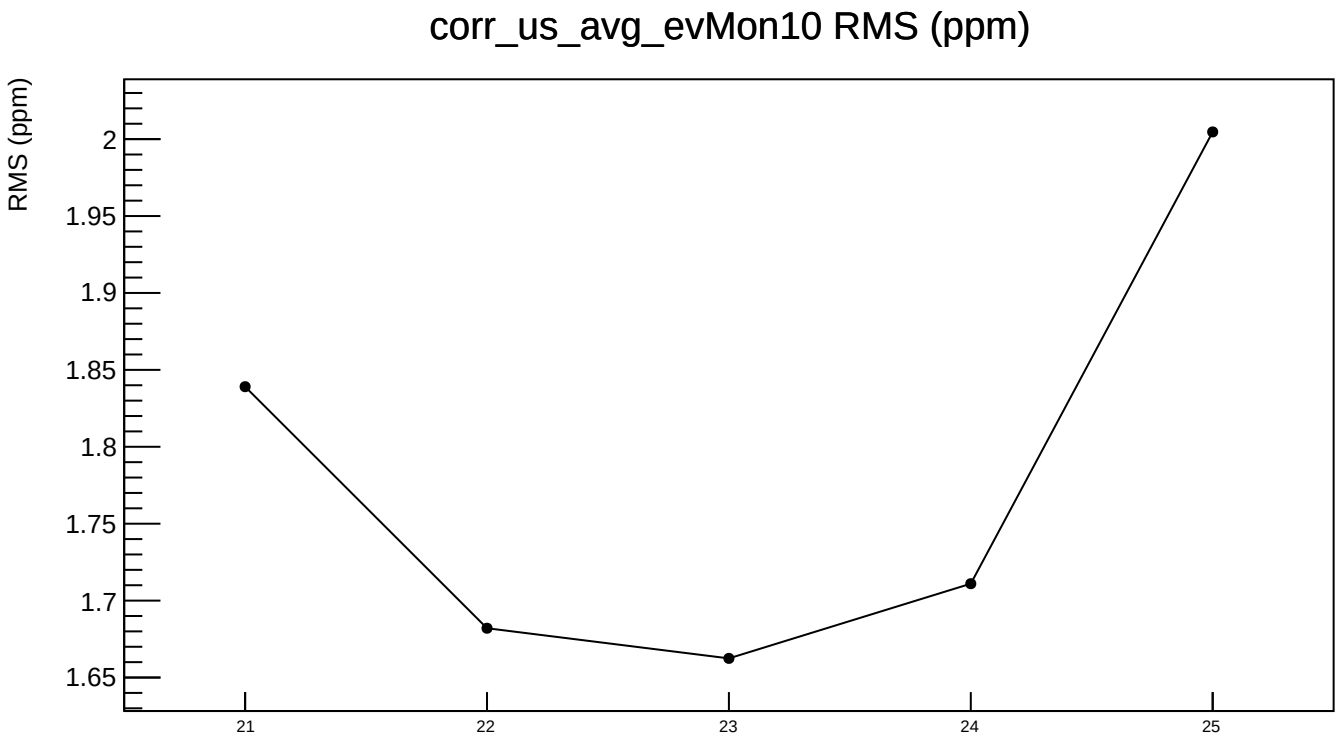
corr_us_avg_evMon10 RMS (ppm)
RMS (ppm)
2
1.95
1.9
1.85
1.8
1.75
1.7
1.65
21
22
23
24
25

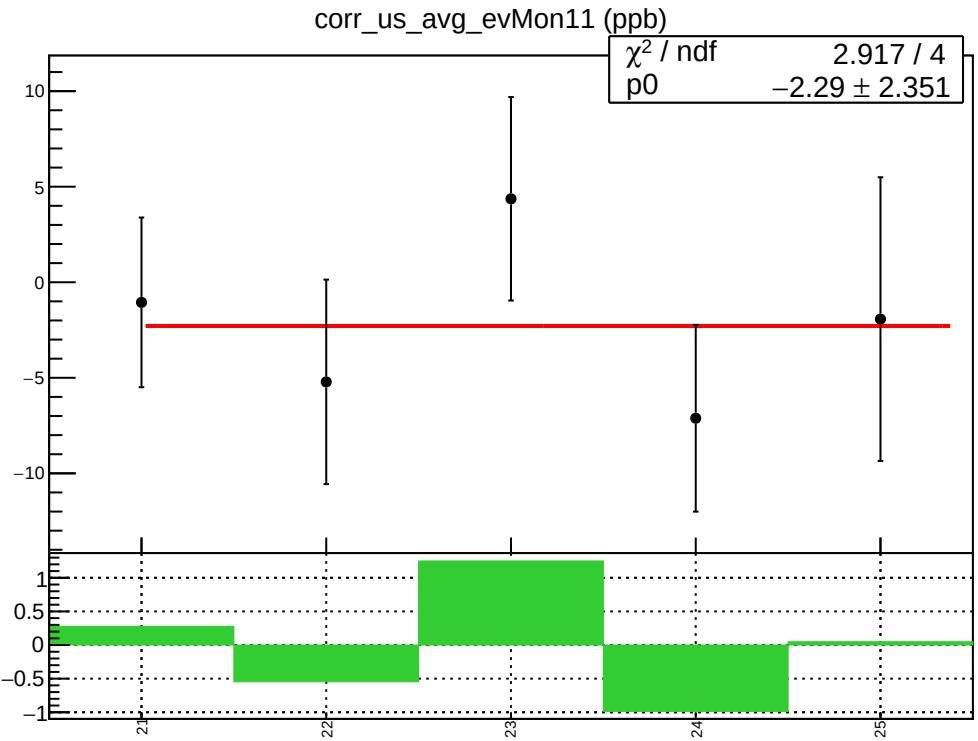
corr_us_avg_evMon11 (ppb)
χ² / ndf 2.917 / 4
p0 −2.29 ± 2.351
10
5
0
−5
−10
1
0.5
0
−0.5
−1
21
22
23
24
25

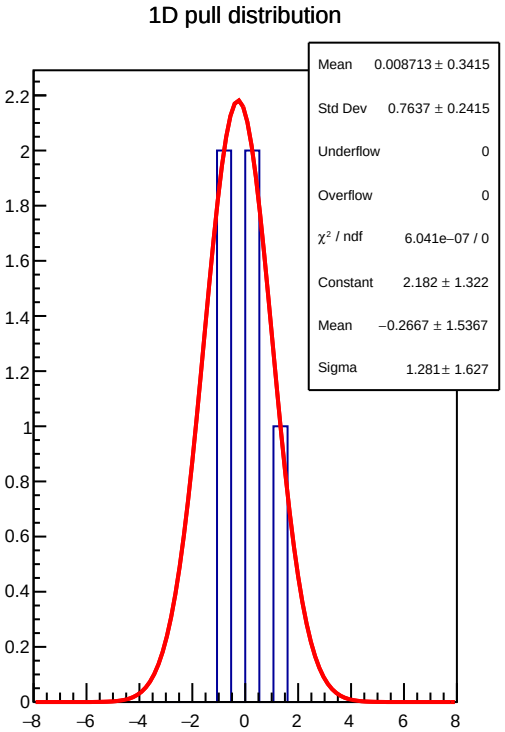
1D pull distribution
Mean 0.008713 ± 0.3415
Std Dev 0.7637 ± 0.2415
Underflow 0
Overflow 0
χ² / ndf 6.041e−07 / 0
Constant 2.182 ± 1.322
Mean −0.2667 ± 1.5367
Sigma 1.281 ± 1.627
2.2
2
1.8
1.6
1.4
1.2
1
0.8
0.6
0.4
0.2
0
−8
−6
−4
−2
0
2
4
6
8

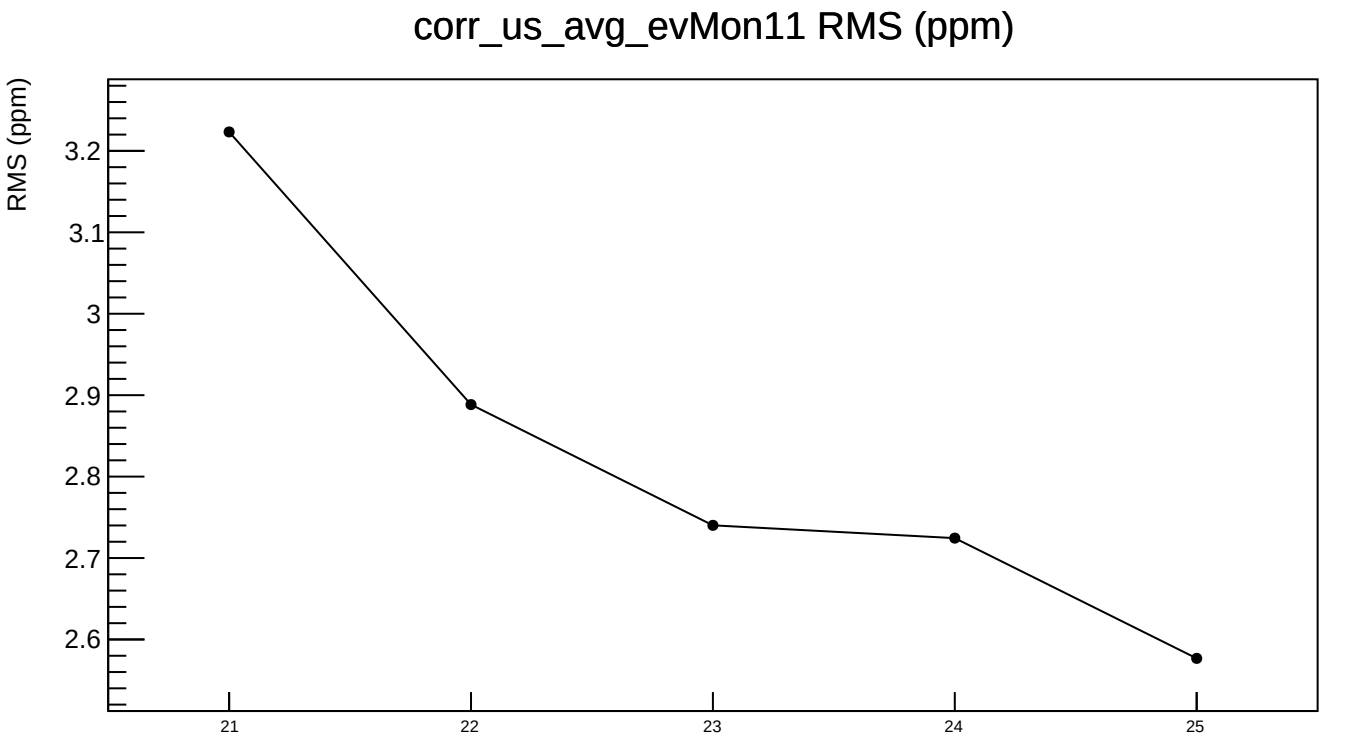
corr_us_avg_evMon11 RMS (ppm)
RMS (ppm)
3.2
3.1
3
2.9
2.8
2.7
2.6
21
22
23
24
25

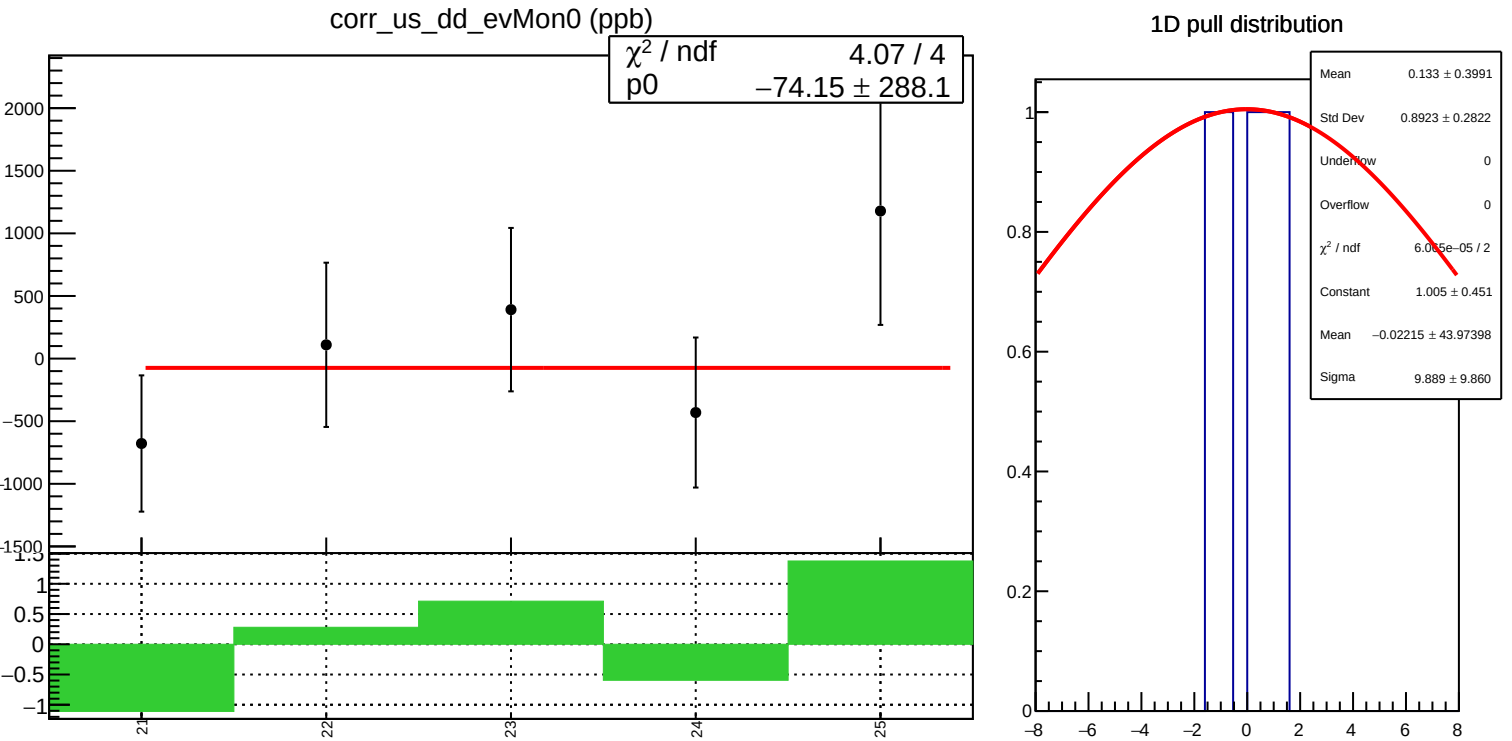
corr_us_dd_evMon0 (ppb)
χ² / ndf 4.07 / 4
p0 −74.15 ± 288.1
2000
1500
1000
500
0
−500
−1000
−1500
1.5
1
0.5
0
−0.5
−1
21
22
23
24
25
1D pull distribution
Mean 0.133 ± 0.3991
Std Dev 0.8923 ± 0.2822
Underflow 0
Overflow 0
χ² / ndf 6.065e−05 / 2
Constant 1.005 ± 0.451
Mean −0.02215 ± 43.97398
Sigma 9.889 ± 9.860
1
0.8
0.6
0.4
0.2
0
−8
−6
−4
−2
0
2
4
6
8

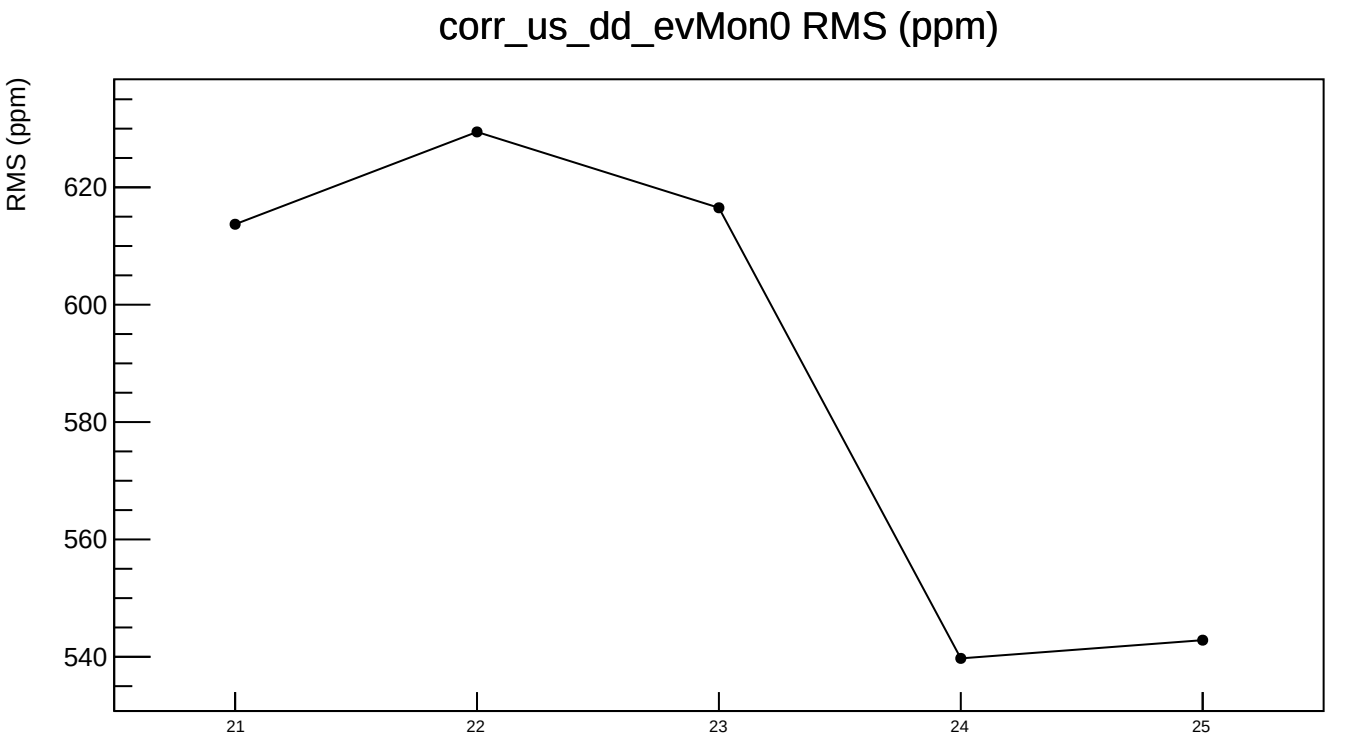
corr_us_dd_evMon0 RMS (ppm)
RMS (ppm)
620
600
580
560
540
21
22
23
24
25

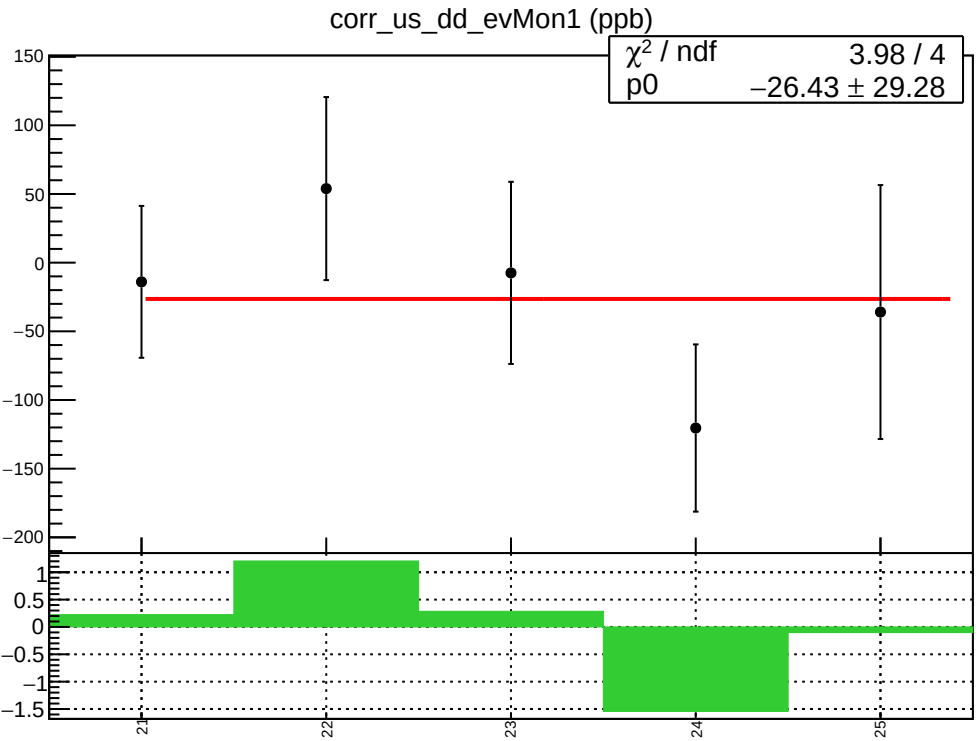
corr_us_dd_evMon1 (ppb)
χ² / ndf 3.98 / 4
p0 −26.43 ± 29.28
150
100
50
0
−50
−100
−150
−200
1
0.5
0
−0.5
−1
−1.5
21
22
23
24
25

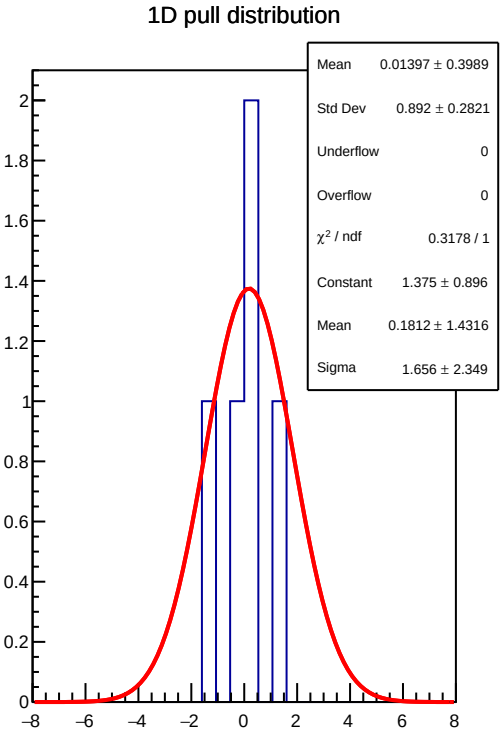
1D pull distribution
Mean 0.01397 ± 0.3989
Std Dev 0.892 ± 0.2821
Underflow 0
Overflow 0
χ² / ndf 0.3178 / 1
Constant 1.375 ± 0.896
Mean 0.1812 ± 1.4316
Sigma 1.656 ± 2.349
2
1.8
1.6
1.4
1.2
1
0.8
0.6
0.4
0.2
0
−8
−6
−4
−2
0
2
4
6
8

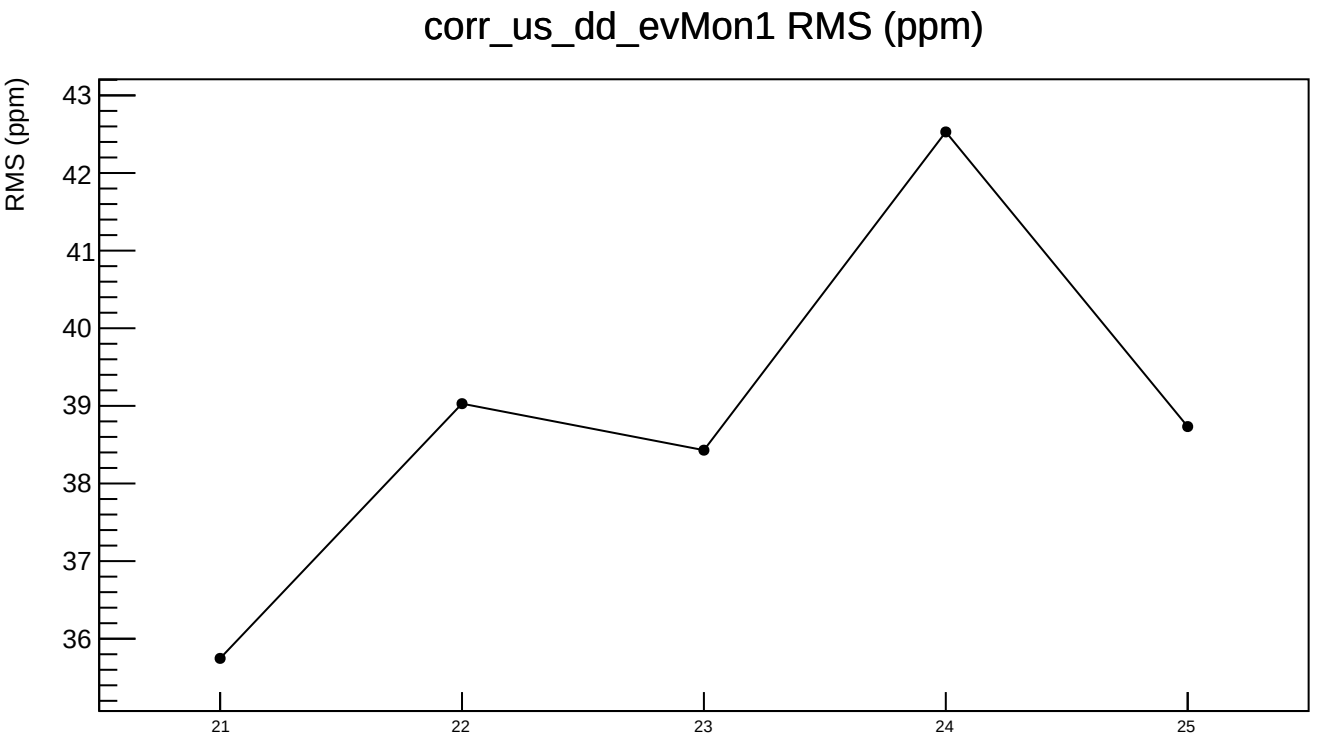
corr_us_dd_evMon1 RMS (ppm)
RMS (ppm)
43
42
41
40
39
38
37
36
21
22
23
24
25

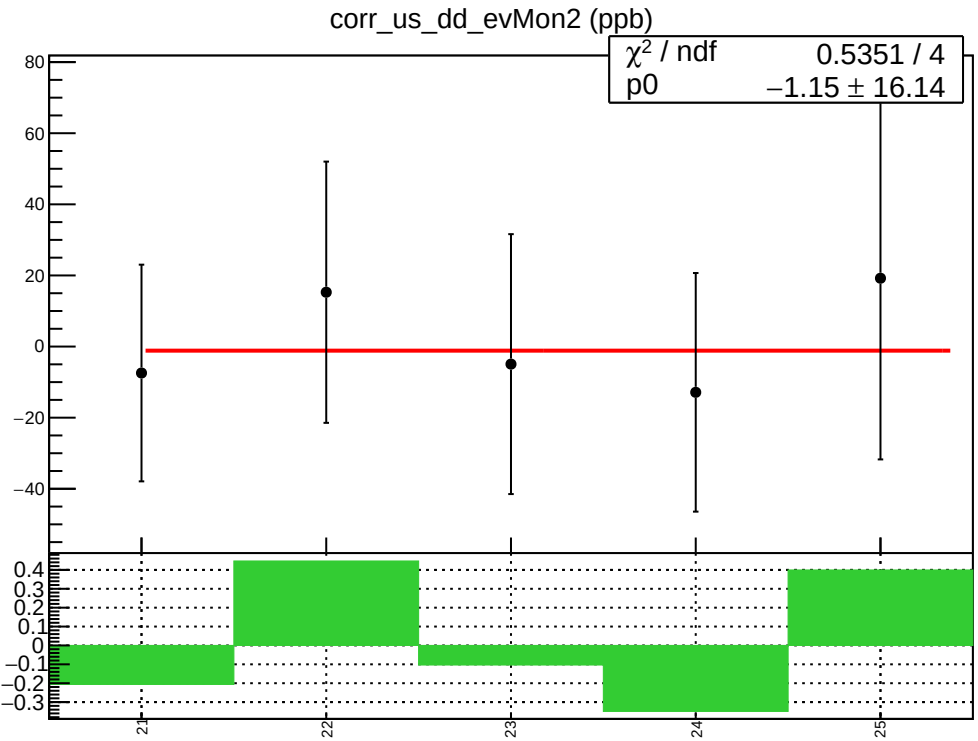
corr_us_dd_evMon2 (ppb)
χ² / ndf 0.5351 / 4
p0 −1.15 ± 16.14
80
60
40
20
0
−20
−40
0.4
0.3
0.2
0.1
0
−0.1
−0.2
−0.3
21
22
23
24
25

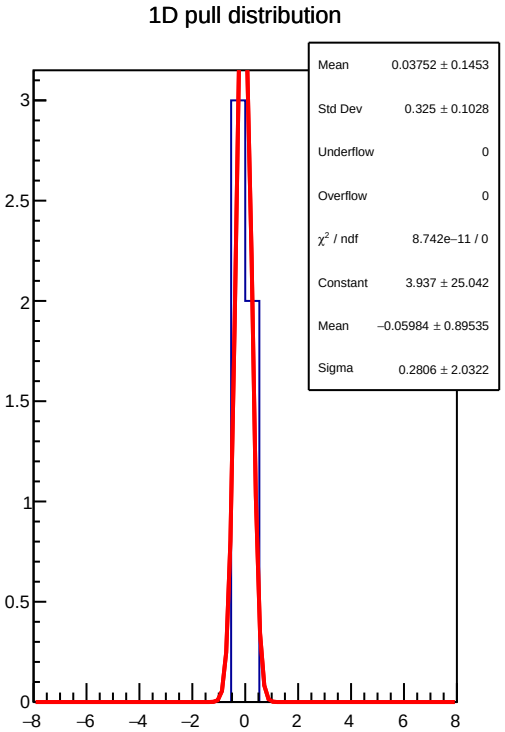
1D pull distribution
Mean 0.03752 ± 0.1453
Std Dev 0.325 ± 0.1028
Underflow 0
Overflow 0
χ² / ndf 8.742e−11 / 0
Constant 3.937 ± 25.042
Mean −0.05984 ± 0.89535
Sigma 0.2806 ± 2.0322
3
2.5
2
1.5
1
0.5
0
−8
−6
−4
−2
0
2
4
6
8

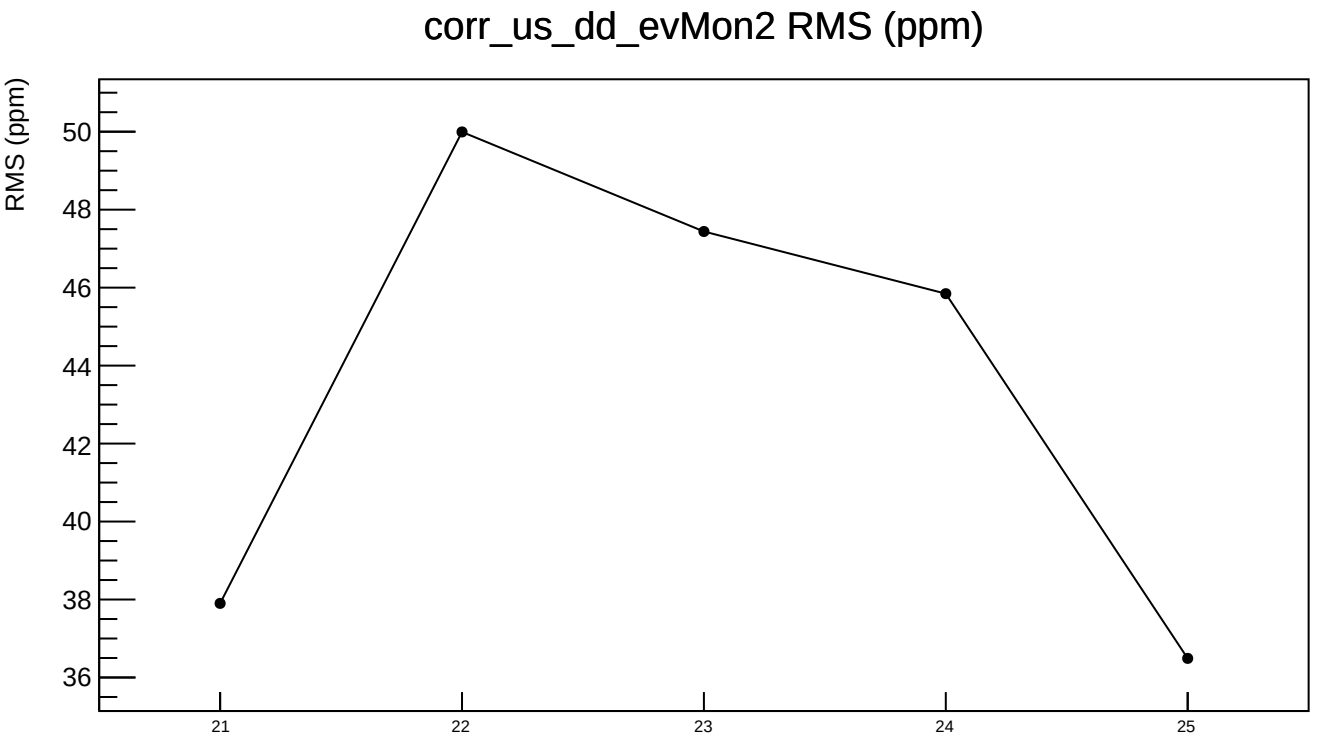
corr_us_dd_evMon2 RMS (ppm)
RMS (ppm)
50
48
46
44
42
40
38
36
21
22
23
24
25

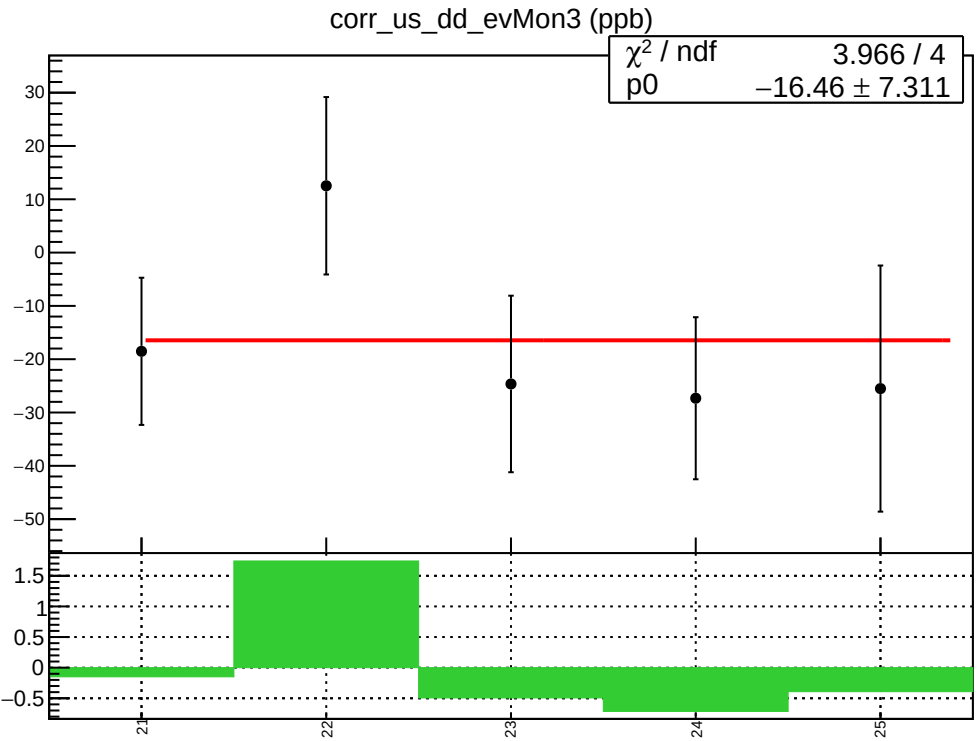
corr_us_dd_evMon3 (ppb)
χ² / ndf 3.966 / 4
p0 −16.46 ± 7.311
30
20
10
0
−10
−20
−30
−40
−50
1.5
1
0.5
0
−0.5
21
22
23
24
25

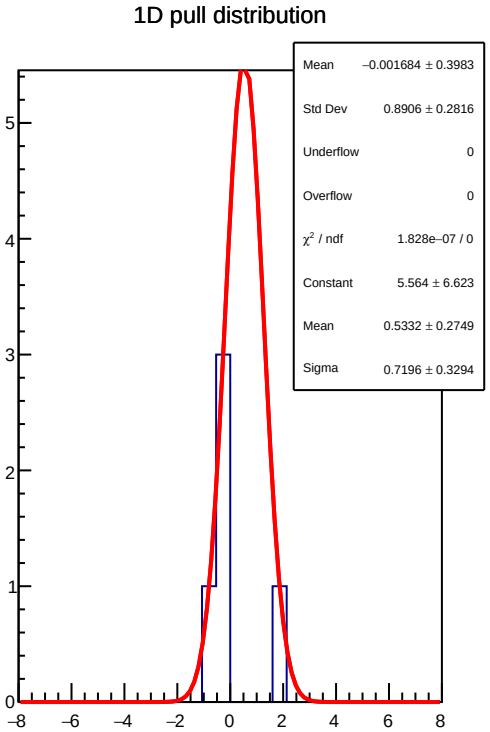
1D pull distribution
Mean −0.001684 ± 0.3983
Std Dev 0.8906 ± 0.2816
Underflow 0
Overflow 0
χ² / ndf 1.828e−07 / 0
Constant 5.564 ± 6.623
Mean 0.5332 ± 0.2749
Sigma 0.7196 ± 0.3294
5
4
3
2
1
0
−8
−6
−4
−2
0
2
4
6
8

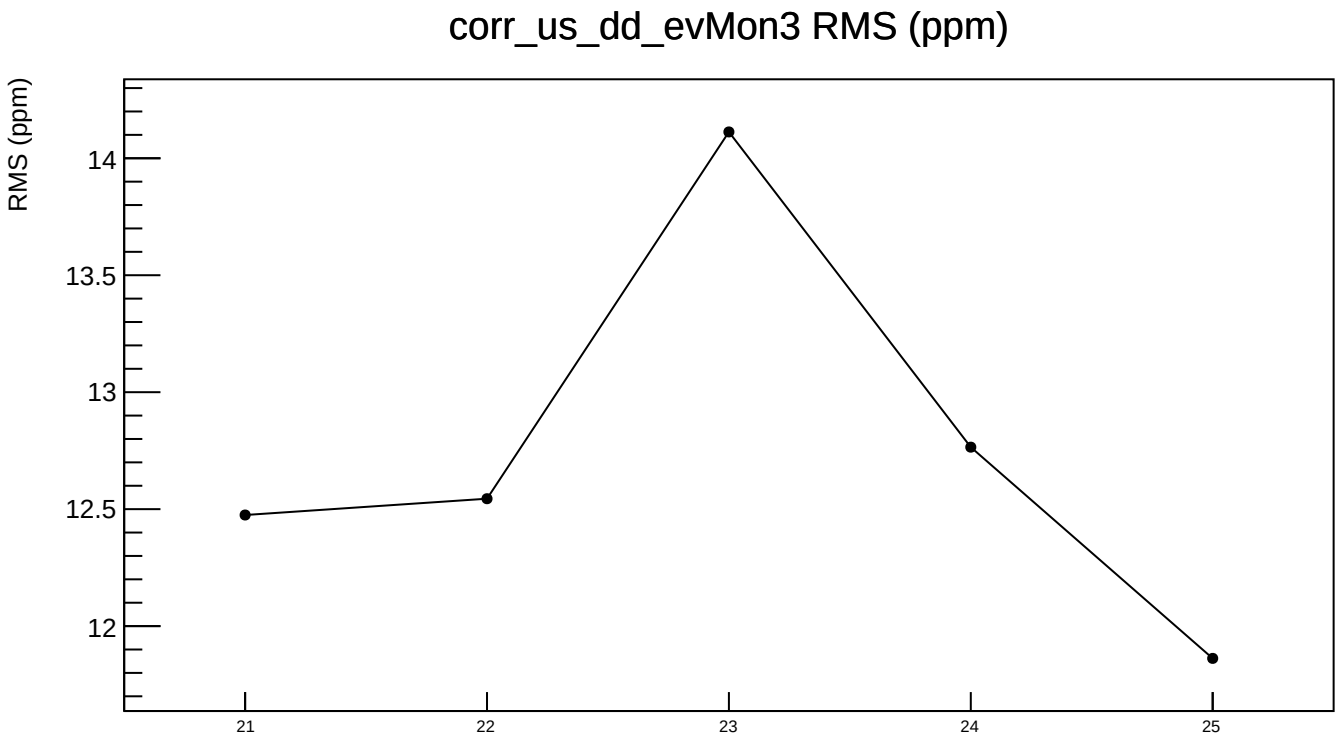
corr_us_dd_evMon3 RMS (ppm)
RMS (ppm)
14
13.5
13
12.5
12
21
22
23
24
25

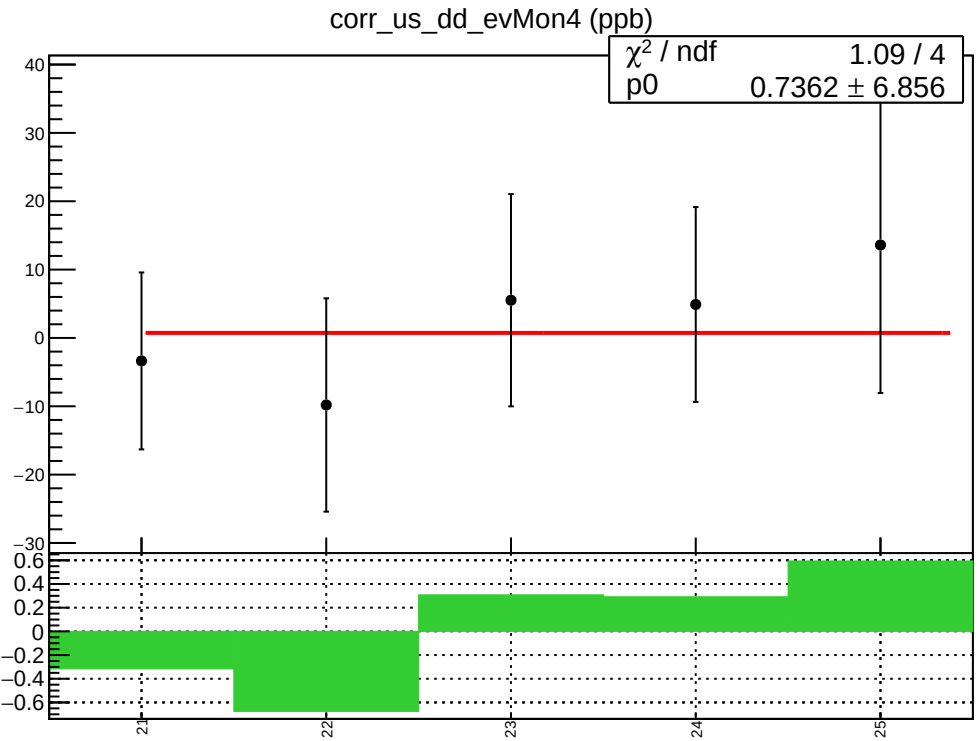
corr_us_dd_evMon4 (ppb)
χ² / ndf 1.09 / 4
p0 0.7362 ± 6.856
40
30
20
10
0
−10
−20
−30
0.6
0.4
0.2
0
−0.2
−0.4
−0.6
21
22
23
24
25

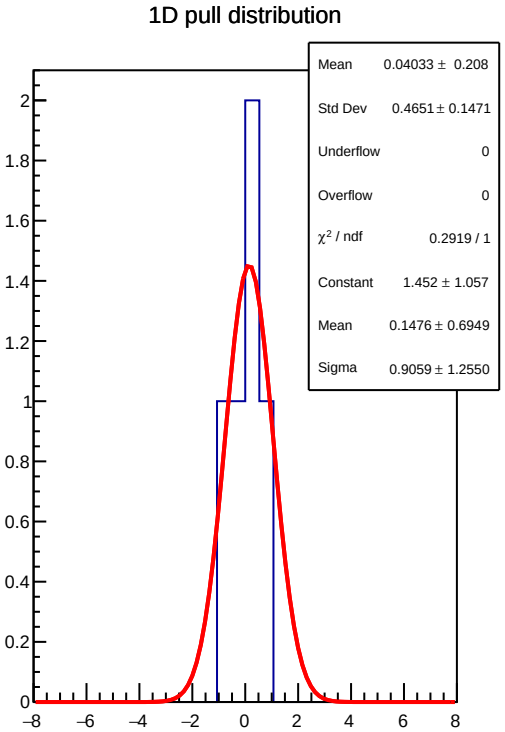
1D pull distribution
Mean 0.04033 ± 0.208
Std Dev 0.4651 ± 0.1471
Underflow 0
Overflow 0
χ² / ndf 0.2919 / 1
Constant 1.452 ± 1.057
Mean 0.1476 ± 0.6949
Sigma 0.9059 ± 1.2550
2
1.8
1.6
1.4
1.2
1
0.8
0.6
0.4
0.2
0
−8
−6
−4
−2
0
2
4
6
8

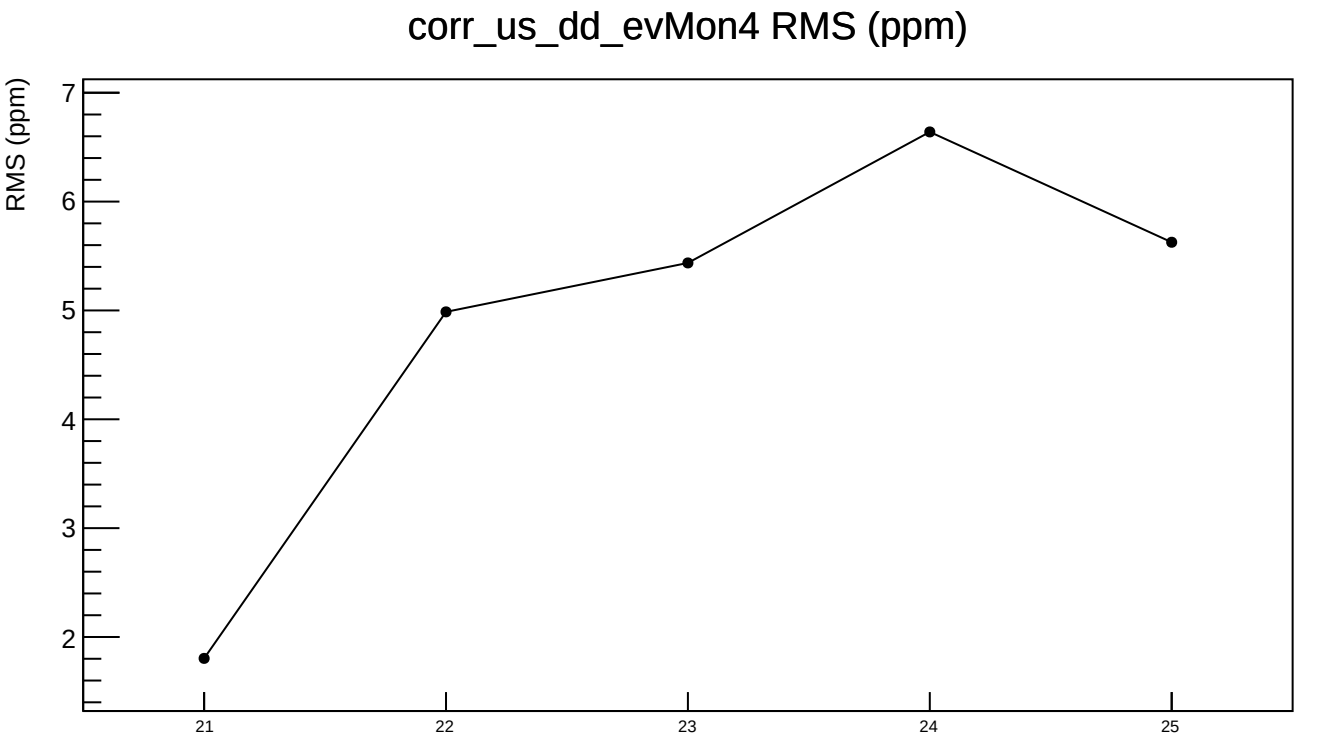
corr_us_dd_evMon4 RMS (ppm)
RMS (ppm)
7
6
5
4
3
2
21
22
23
24
25

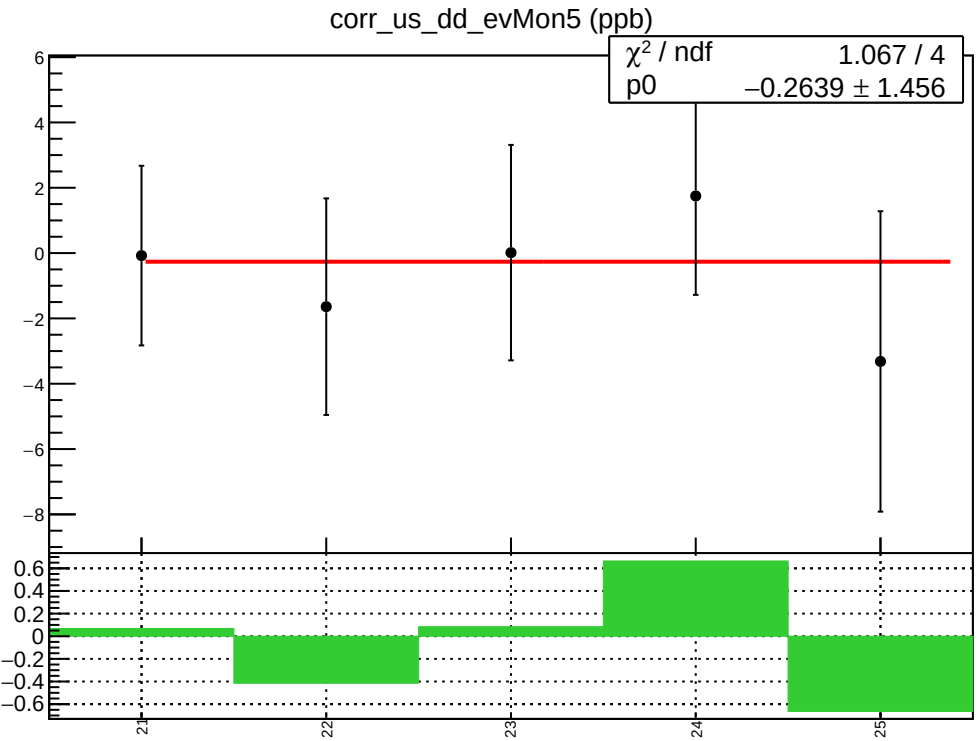
corr_us_dd_evMon5 (ppb)
χ² / ndf 1.067 / 4
p0 −0.2639 ± 1.456
21
22
23
24
25

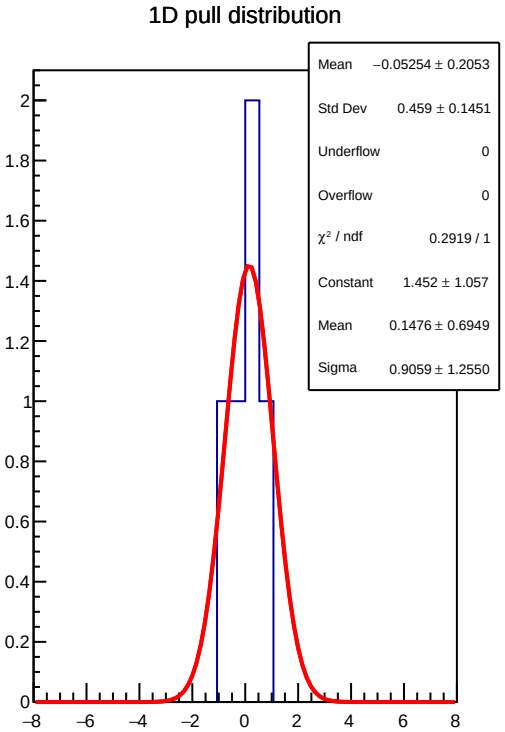
1D pull distribution
Mean −0.05254 ± 0.2053
Std Dev 0.459 ± 0.1451
Underflow 0
Overflow 0
χ² / ndf 0.2919 / 1
Constant 1.452 ± 1.057
Mean 0.1476 ± 0.6949
Sigma 0.9059 ± 1.2550

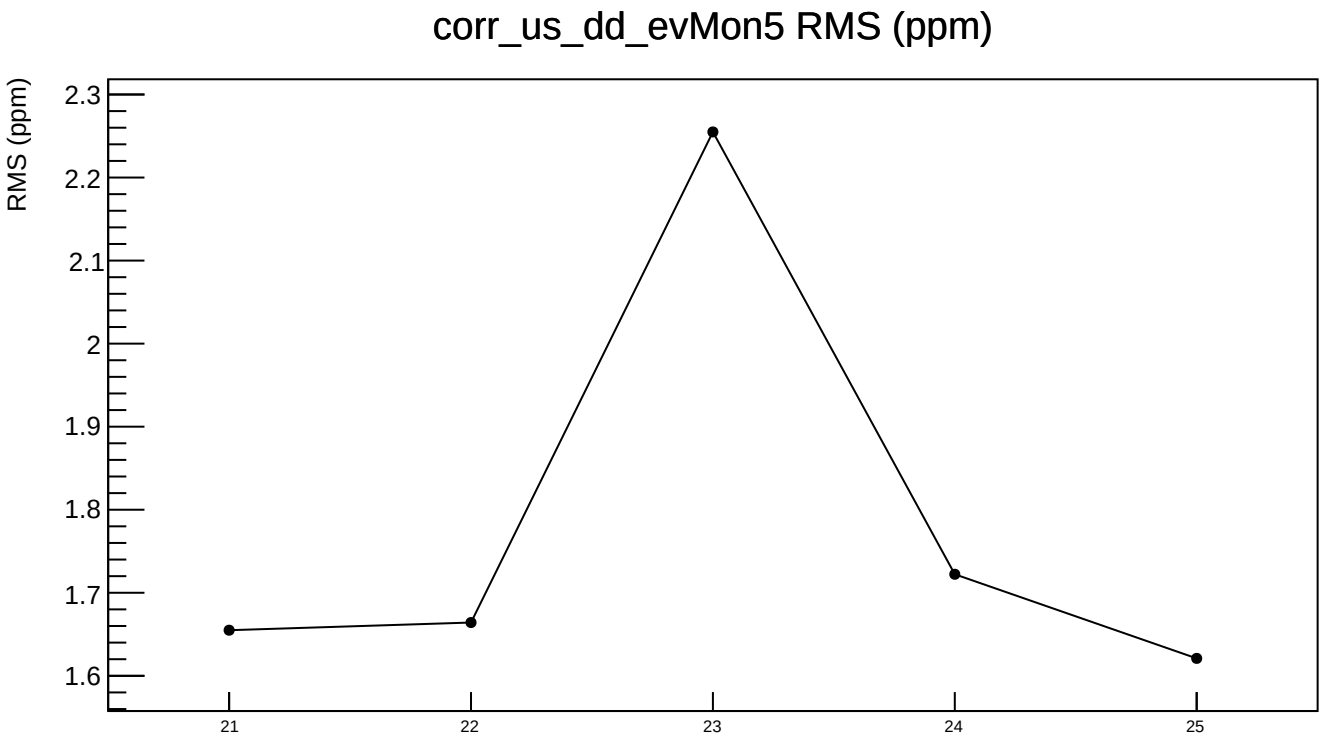
corr_us_dd_evMon5 RMS (ppm)
RMS (ppm)
2.3
2.2
2.1
2
1.9
1.8
1.7
1.6
21
22
23
24
25

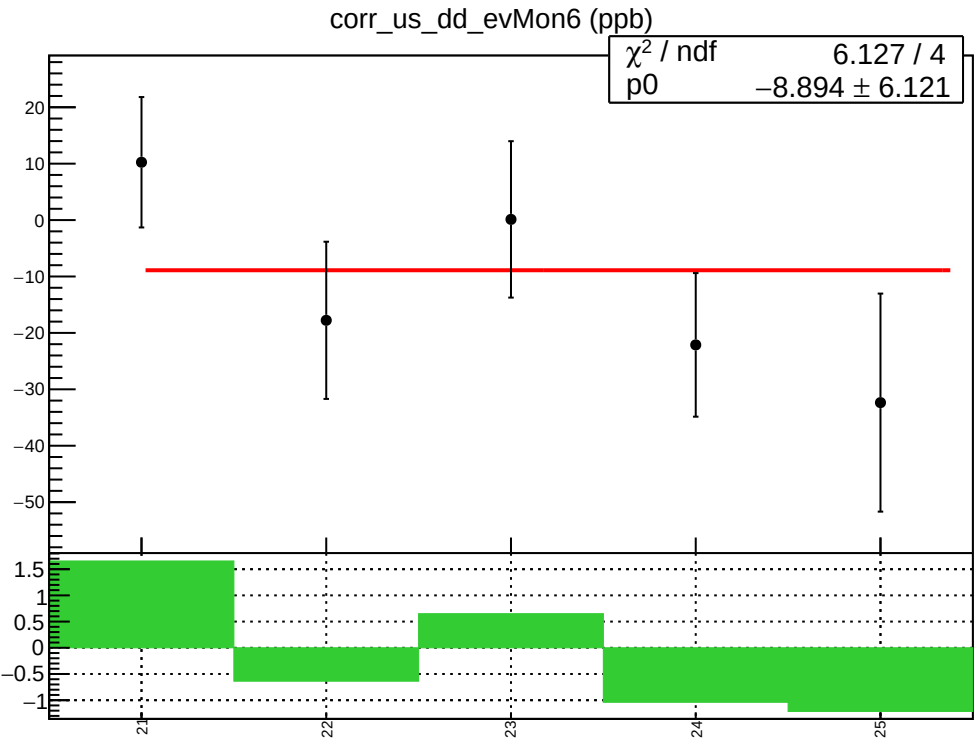
corr_us_dd_evMon6 (ppb)
χ² / ndf 6.127 / 4
p0 −8.894 ± 6.121
20
10
0
−10
−20
−30
−40
−50
1.5
1
0.5
0
−0.5
−1
21
22
23
24
25

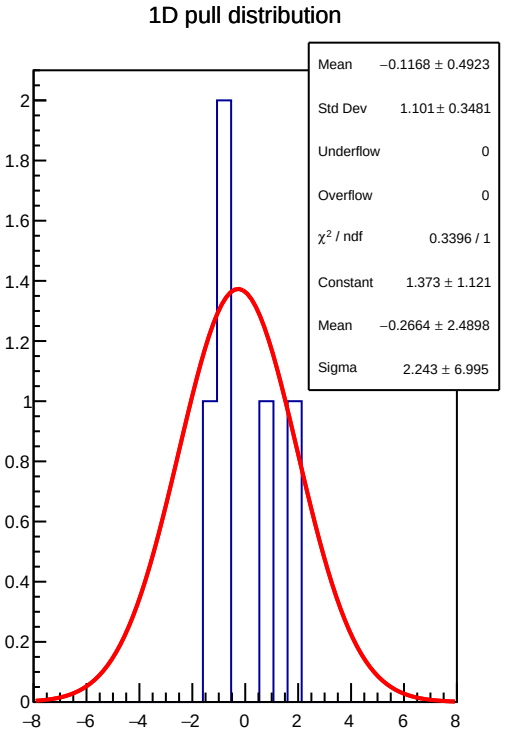
1D pull distribution
Mean −0.1168 ± 0.4923
Std Dev 1.101 ± 0.3481
Underflow 0
Overflow 0
χ² / ndf 0.3396 / 1
Constant 1.373 ± 1.121
Mean −0.2664 ± 2.4898
Sigma 2.243 ± 6.995
2
1.8
1.6
1.4
1.2
1
0.8
0.6
0.4
0.2
0
−8
−6
−4
−2
0
2
4
6
8

corr_us_dd_evMon6 RMS (ppm)

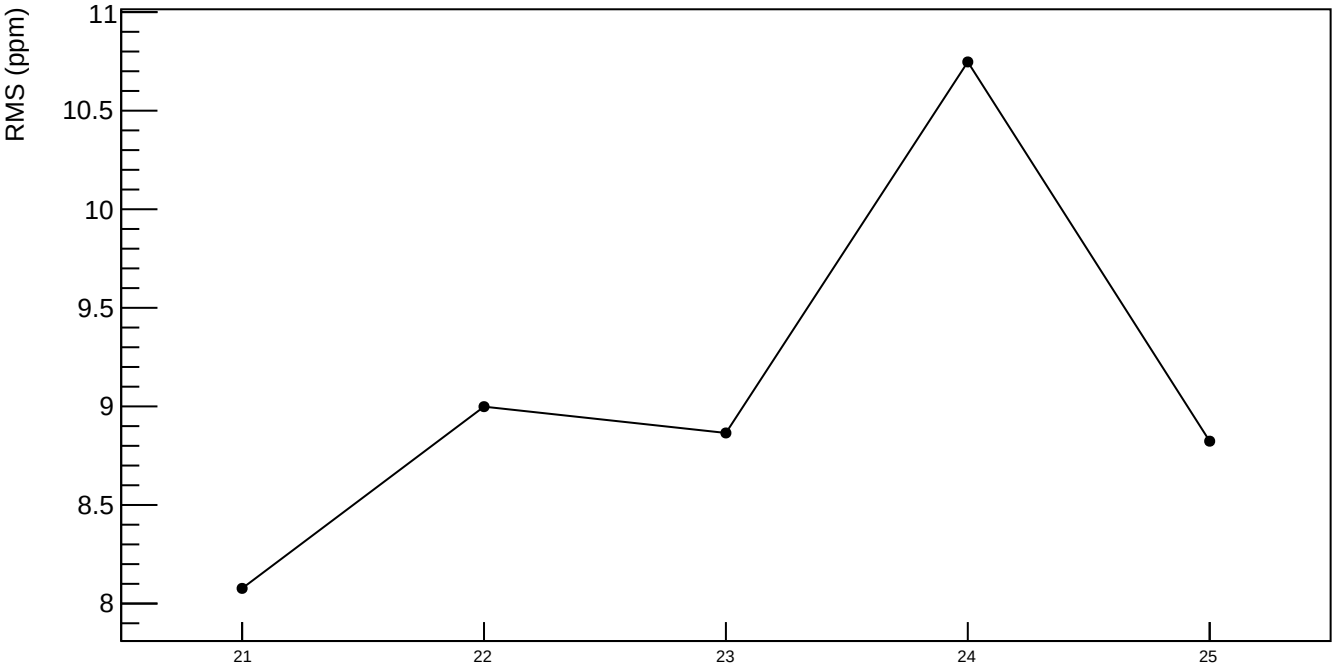

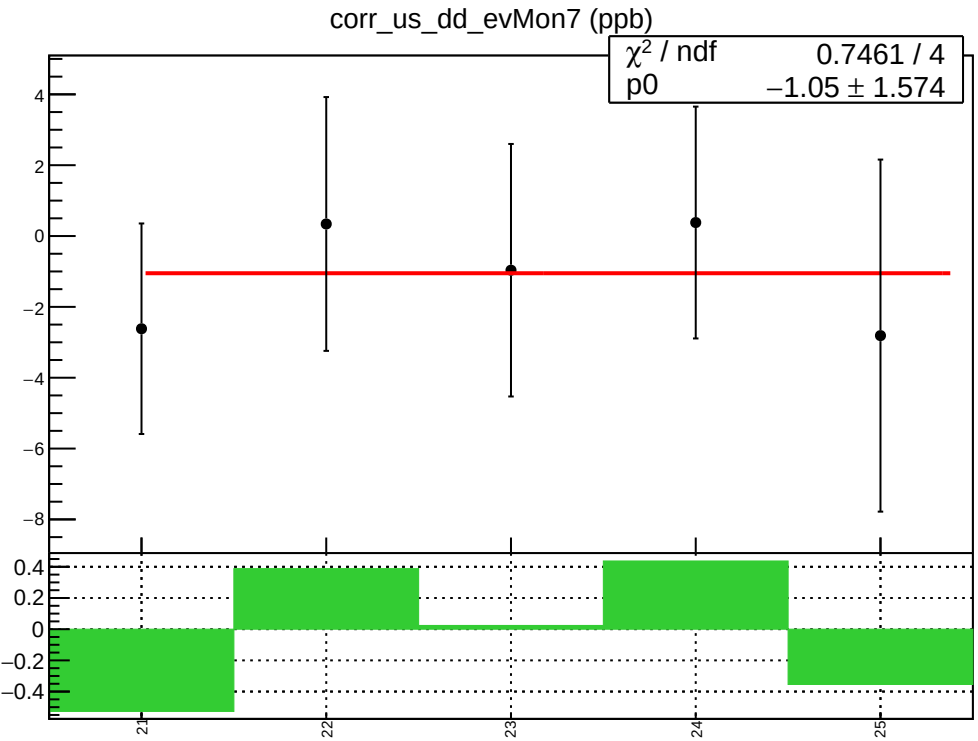
corr_us_dd_evMon7 (ppb)
χ² / ndf 0.7461 / 4
p0 −1.05 ± 1.574
4
2
0
−2
−4
−6
−8
0.4
0.2
0
−0.2
−0.4
21
22
23
24
25

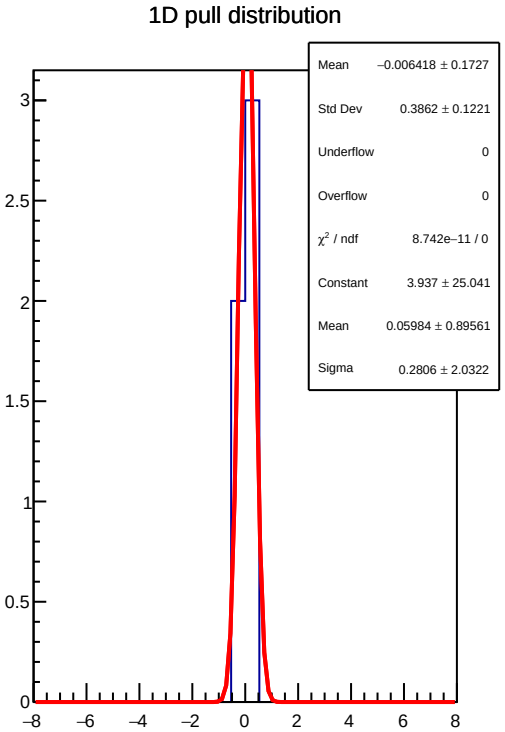
1D pull distribution
Mean −0.006418 ± 0.1727
Std Dev 0.3862 ± 0.1221
Underflow 0
Overflow 0
χ² / ndf 8.742e−11 / 0
Constant 3.937 ± 25.041
Mean 0.05984 ± 0.89561
Sigma 0.2806 ± 2.0322
3
2.5
2
1.5
1
0.5
0
−8
−6
−4
−2
0
2
4
6
8

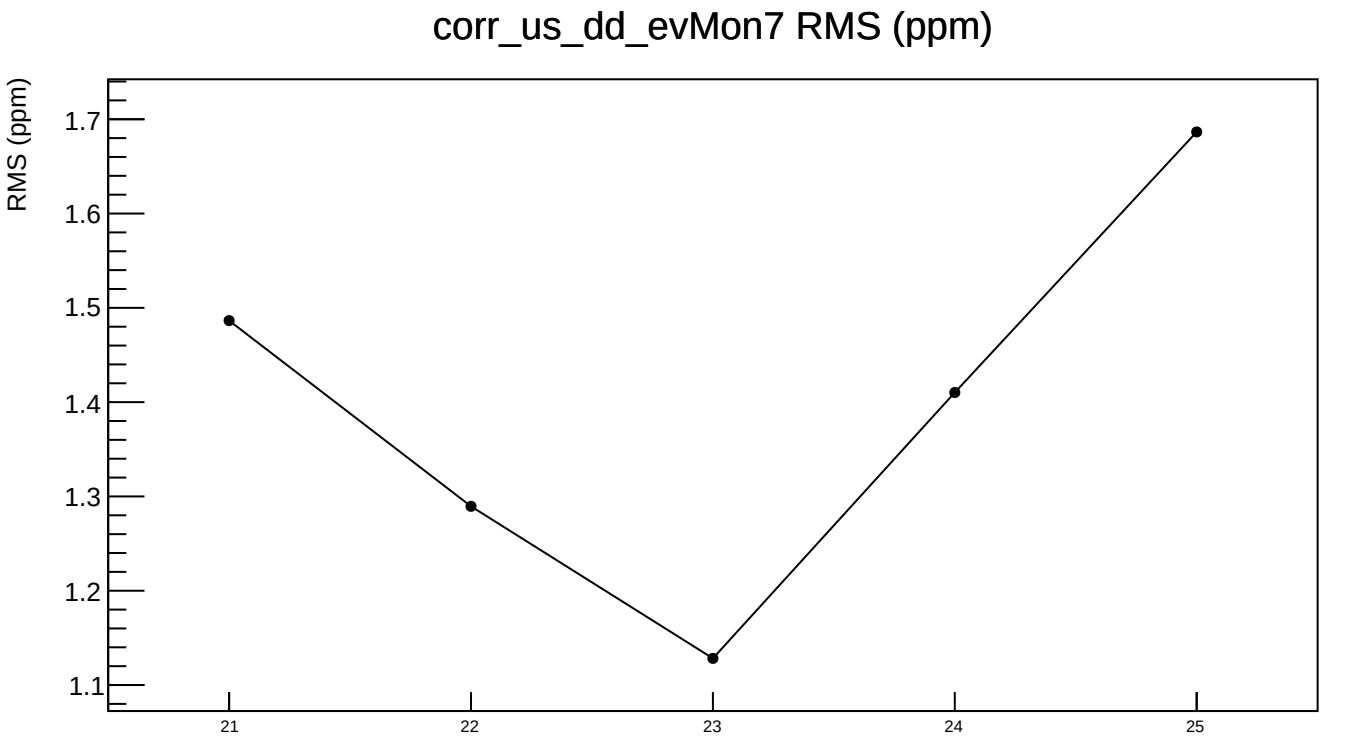
corr_us_dd_evMon7 RMS (ppm)
RMS (ppm)
1.7
1.6
1.5
1.4
1.3
1.2
1.1
21
22
23
24
25

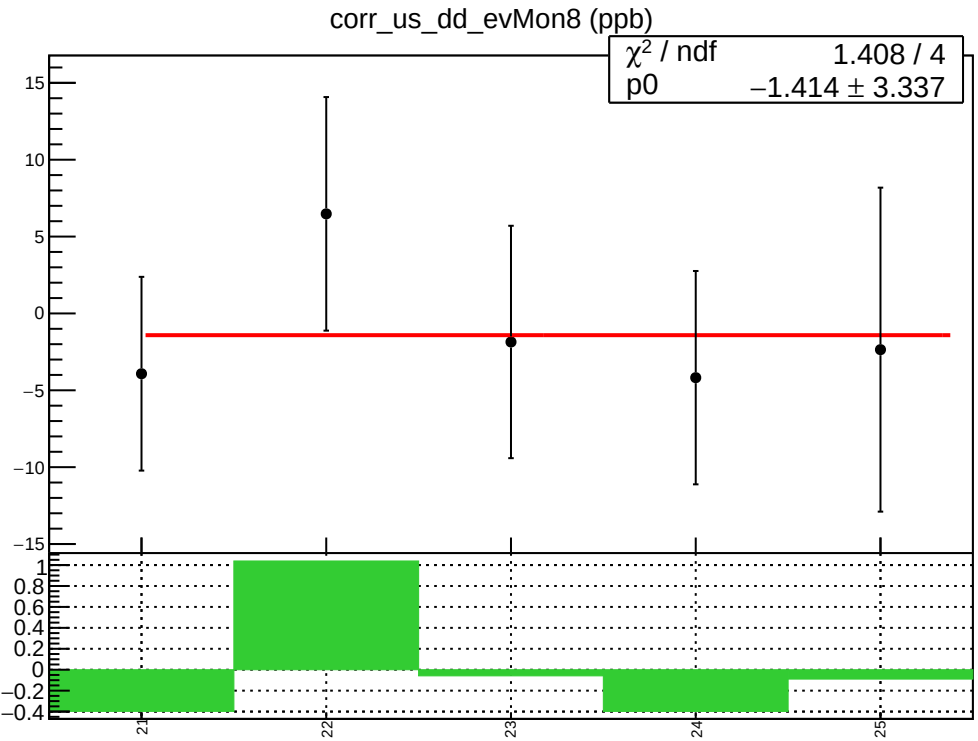
corr_us_dd_evMon8 (ppb)
χ² / ndf 1.408 / 4
p0 −1.414 ± 3.337
15
10
5
0
−5
−10
−15
1
0.8
0.6
0.4
0.2
0
−0.2
−0.4
21
22
23
24
25

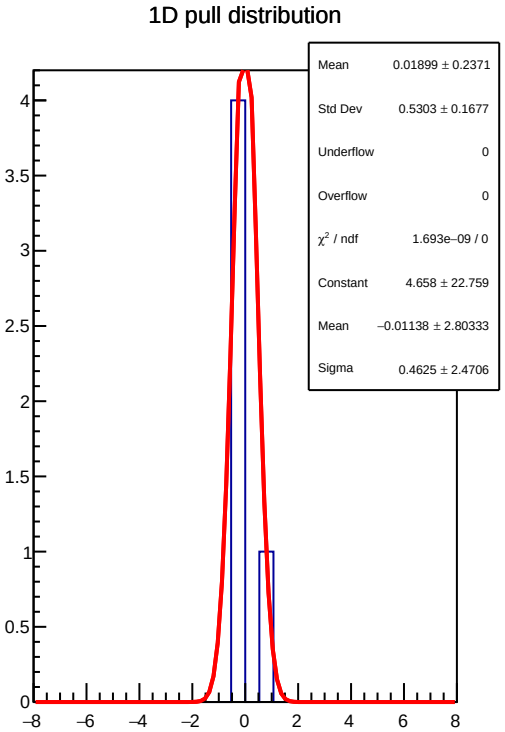
1D pull distribution
Mean 0.01899 ± 0.2371
Std Dev 0.5303 ± 0.1677
Underflow 0
Overflow 0
χ² / ndf 1.693e−09 / 0
Constant 4.658 ± 22.759
Mean −0.01138 ± 2.80333
Sigma 0.4625 ± 2.4706
4
3.5
3
2.5
2
1.5
1
0.5
0
−8
−6
−4
−2
0
2
4
6
8

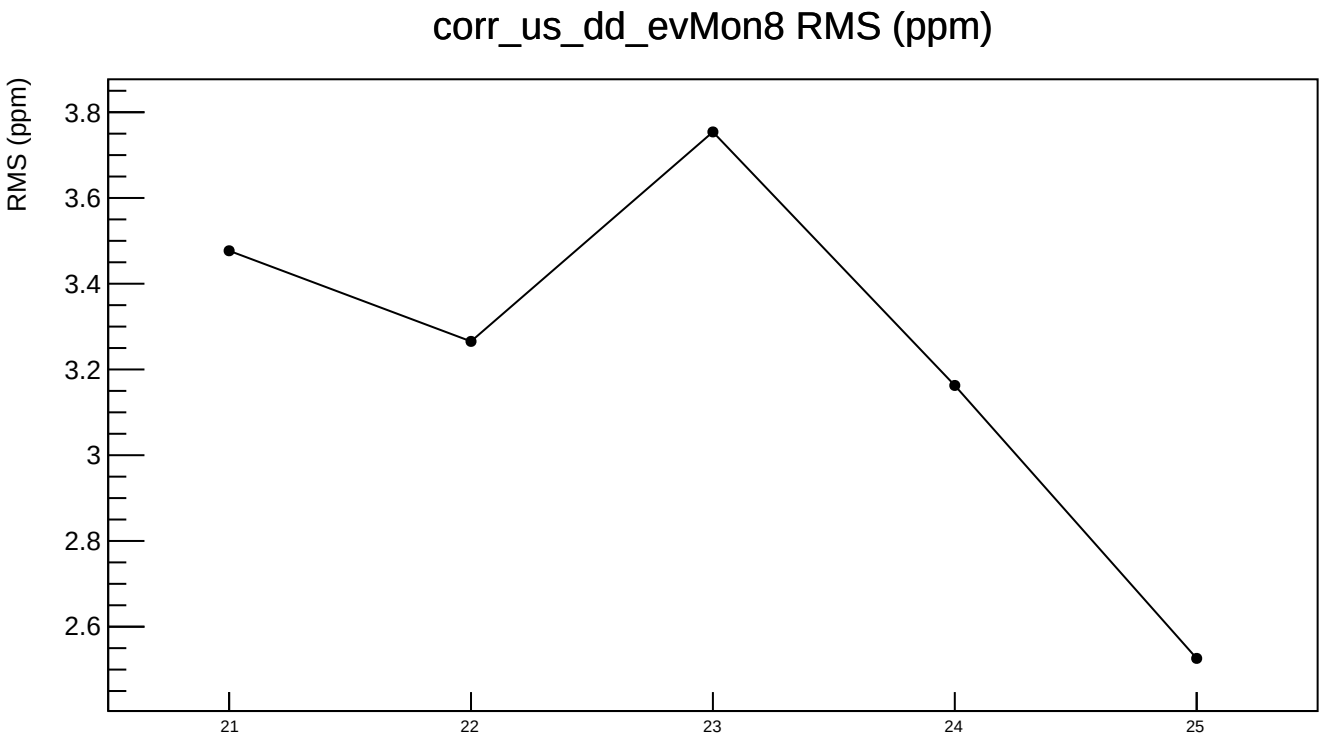
corr_us_dd_evMon8 RMS (ppm)
RMS (ppm)
3.8
3.6
3.4
3.2
3
2.8
2.6
21
22
23
24
25

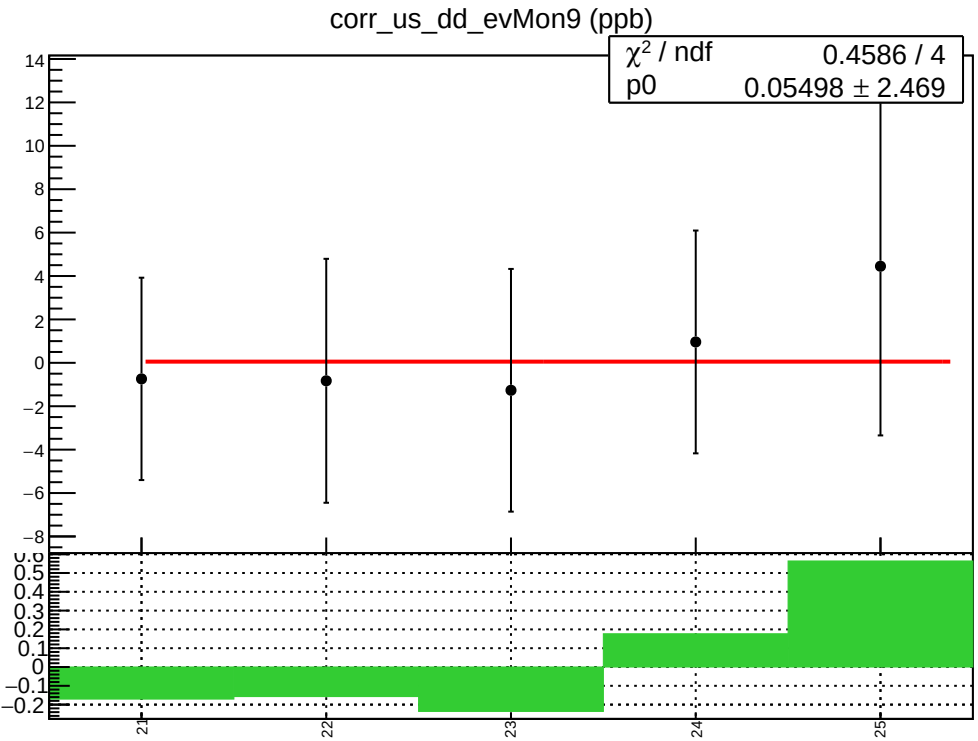
corr_us_dd_evMon9 (ppb)
χ² / ndf 0.4586 / 4
p0 0.05498 ± 2.469
21
22
23
24
25

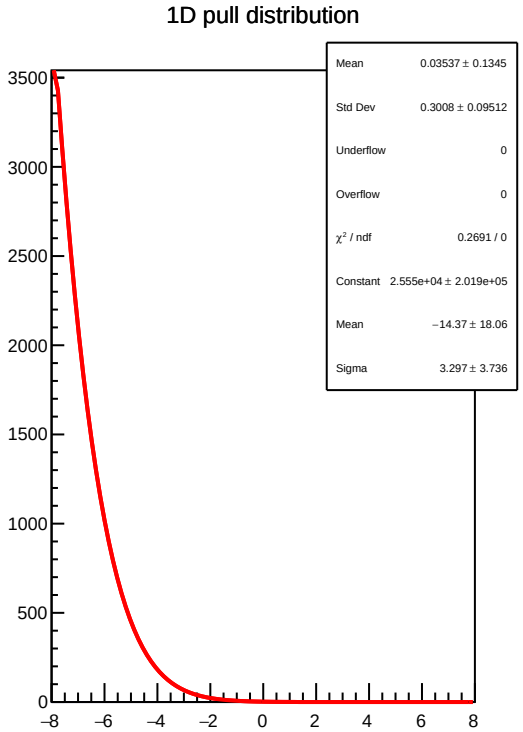
1D pull distribution
Mean 0.03537 ± 0.1345
Std Dev 0.3008 ± 0.09512
Underflow 0
Overflow 0
χ² / ndf 0.2691 / 0
Constant 2.555e+04 ± 2.019e+05
Mean −14.37 ± 18.06
Sigma 3.297 ± 3.736

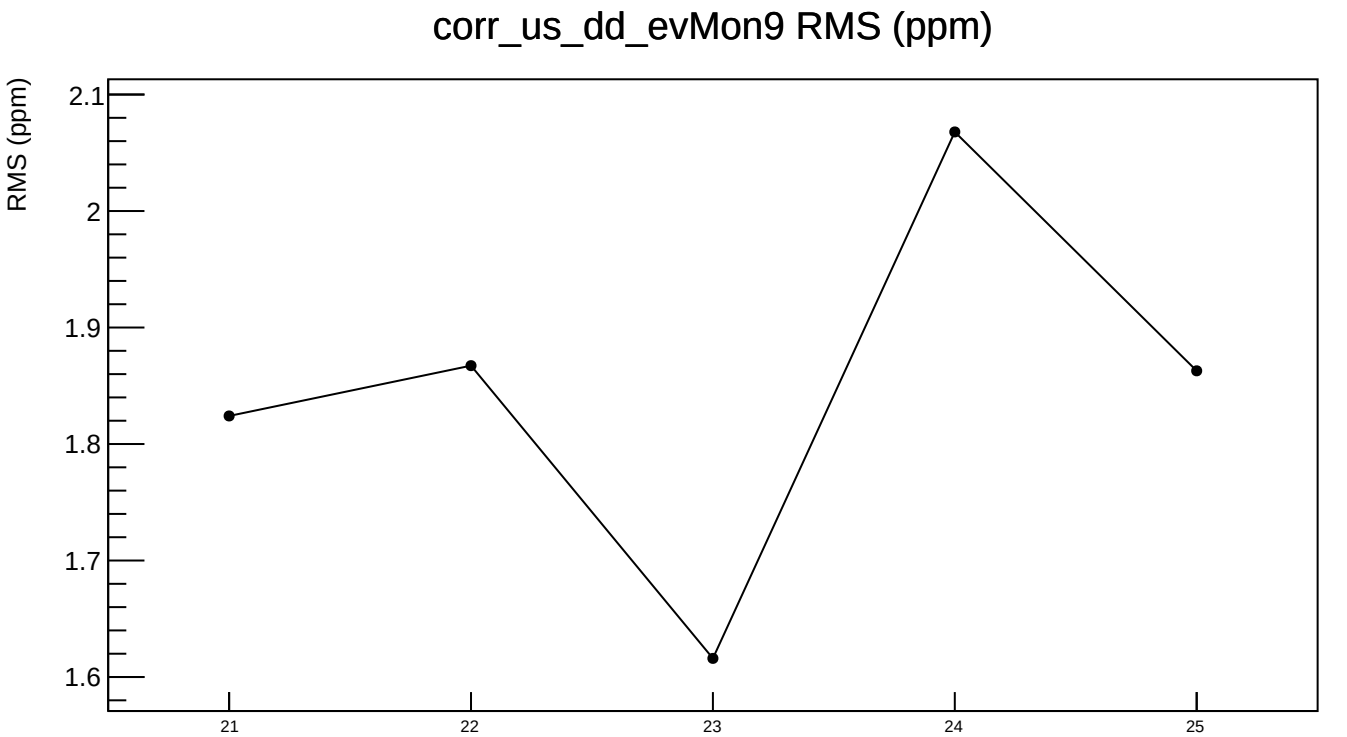
corr_us_dd_evMon9 RMS (ppm)
RMS (ppm)
2.1
2
1.9
1.8
1.7
1.6
21
22
23
24
25

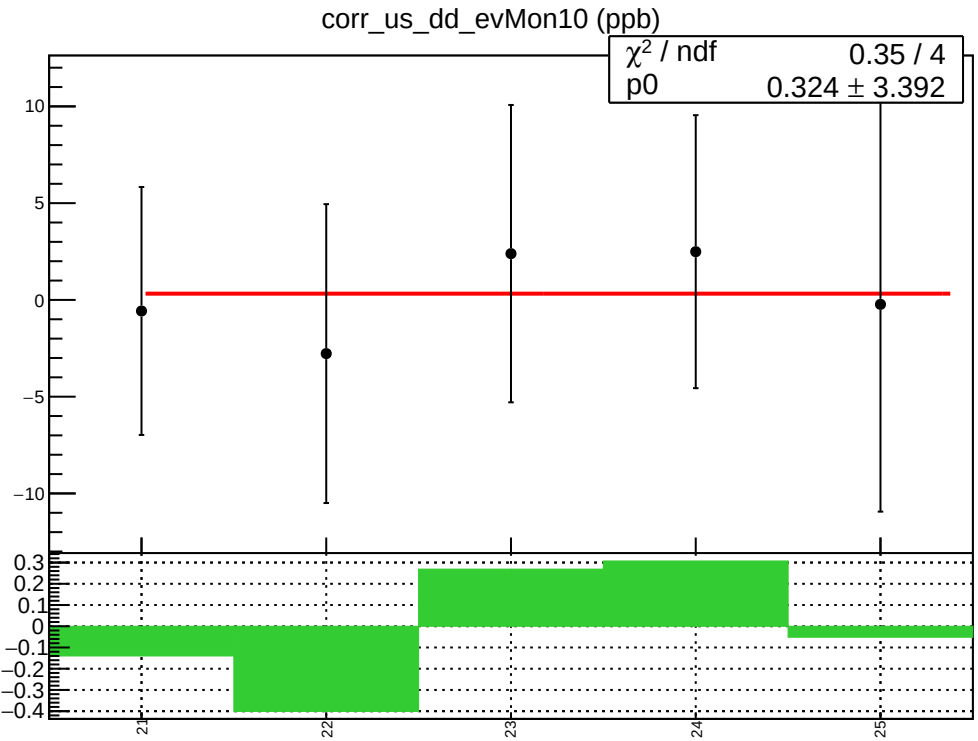
corr_us_dd_evMon10 (ppb)
χ² / ndf 0.35 / 4
p0 0.324 ± 3.392
10
5
0
−5
−10
0.3
0.2
0.1
0
−0.1
−0.2
−0.3
−0.4
21
22
23
24
25

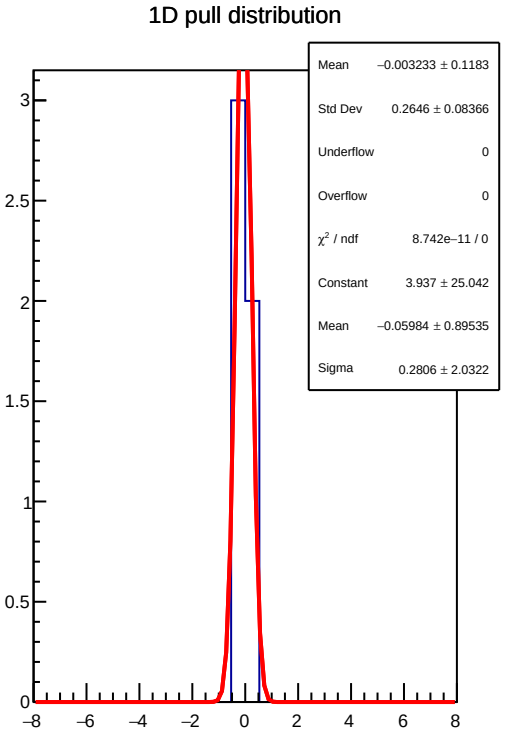
1D pull distribution
Mean −0.003233 ± 0.1183
Std Dev 0.2646 ± 0.08366
Underflow 0
Overflow 0
χ² / ndf 8.742e−11 / 0
Constant 3.937 ± 25.042
Mean −0.05984 ± 0.89535
Sigma 0.2806 ± 2.0322
3
2.5
2
1.5
1
0.5
0
−8
−6
−4
−2
0
2
4
6
8

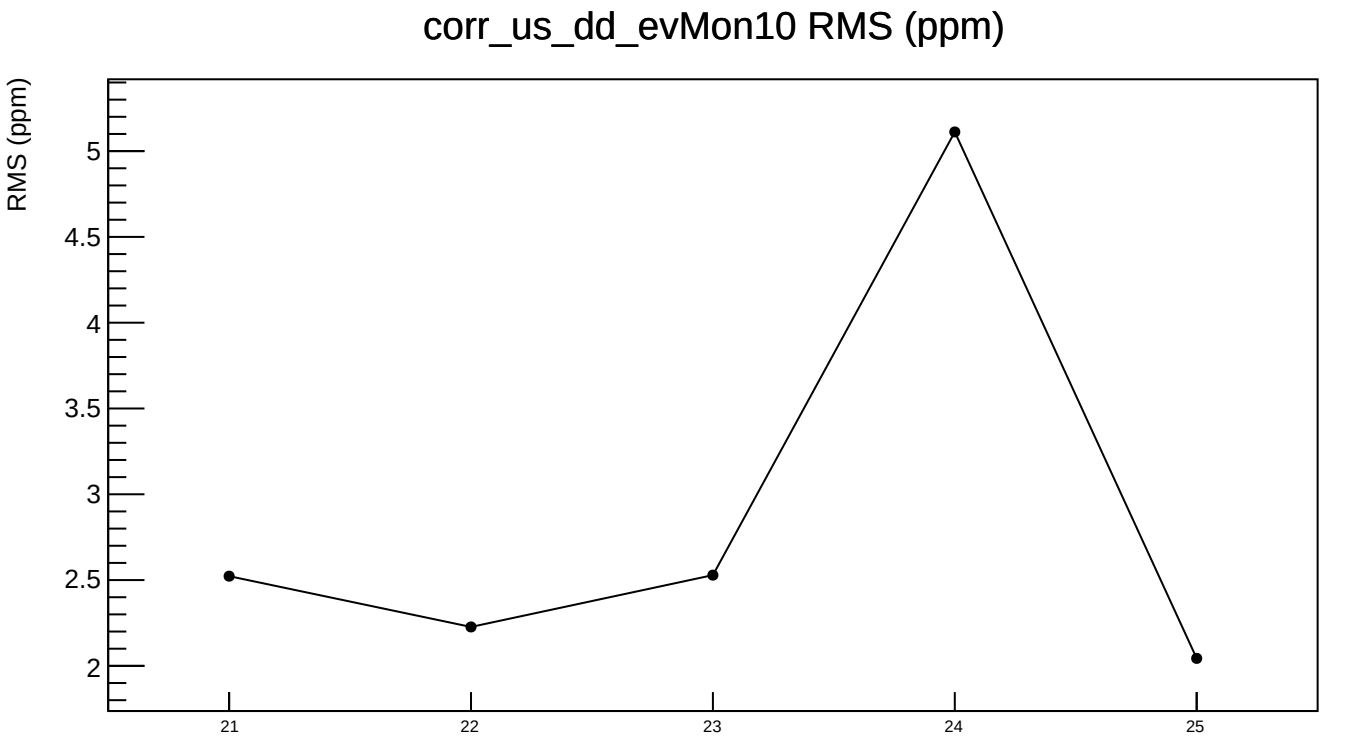
corr_us_dd_evMon10 RMS (ppm)
RMS (ppm)
5
4.5
4
3.5
3
2.5
2
21
22
23
24
25

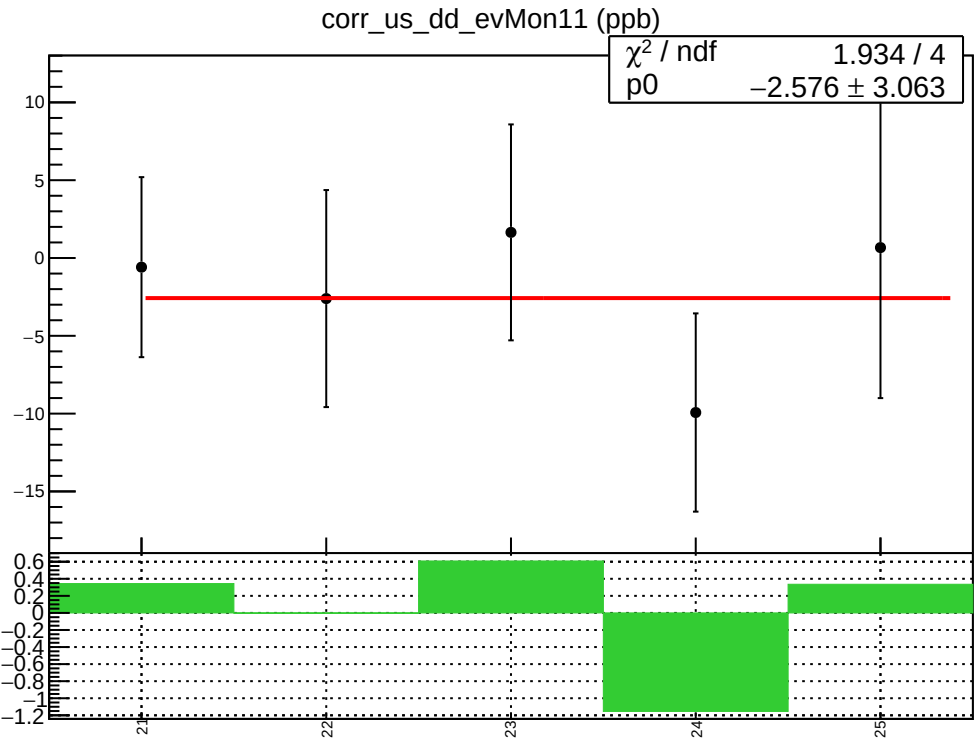
corr_us_dd_evMon11 (ppb)
χ² / ndf 1.934 / 4
p0 −2.576 ± 3.063
10
5
0
−5
−10
−15
0.6
0.4
0.2
0
−0.2
−0.4
−0.6
−0.8
−1
−1.2
21
22
23
24
25

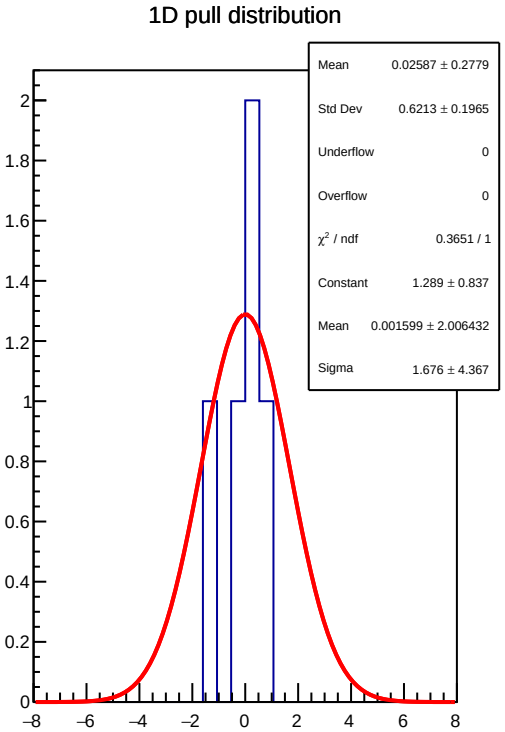
1D pull distribution
Mean 0.02587 ± 0.2779
Std Dev 0.6213 ± 0.1965
Underflow 0
Overflow 0
χ² / ndf 0.3651 / 1
Constant 1.289 ± 0.837
Mean 0.001599 ± 2.006432
Sigma 1.676 ± 4.367
2
1.8
1.6
1.4
1.2
1
0.8
0.6
0.4
0.2
0
−8
−6
−4
−2
0
2
4
6
8

corr_us_dd_evMon11 RMS (ppm)

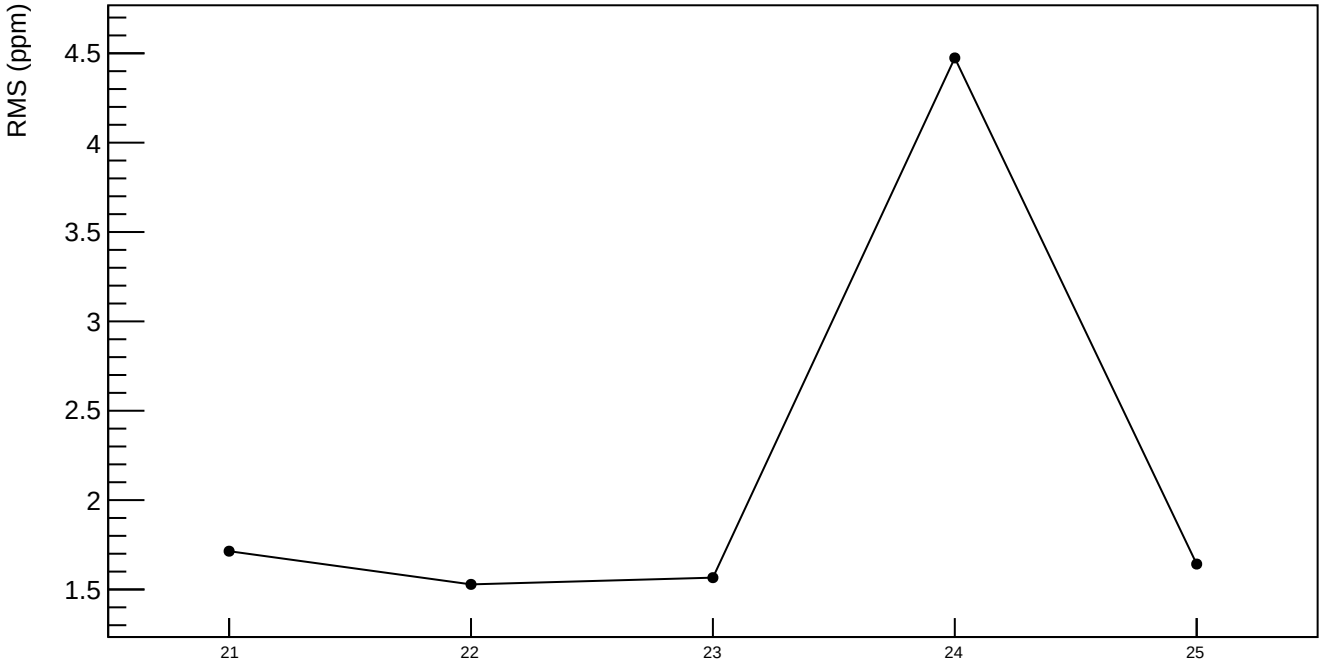

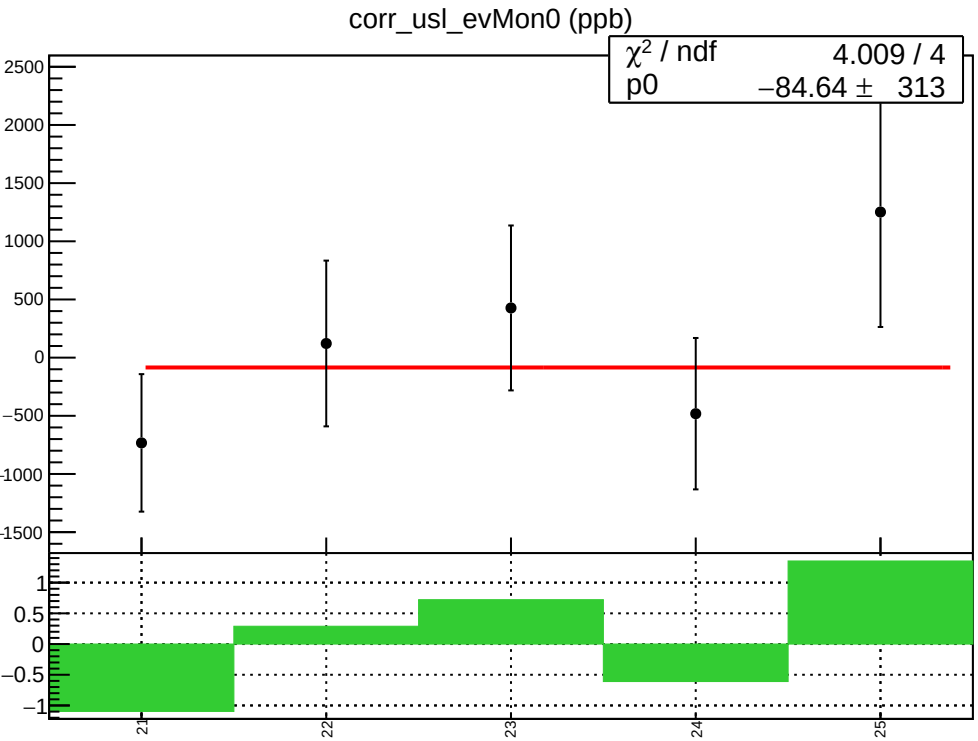
corr_usl_evMon0 (ppb)
χ² / ndf 4.009 / 4
p0 −84.64 ± 313
2500
2000
1500
1000
500
0
−500
−1000
−1500
1
0.5
0
−0.5
−1
21
22
23
24
25

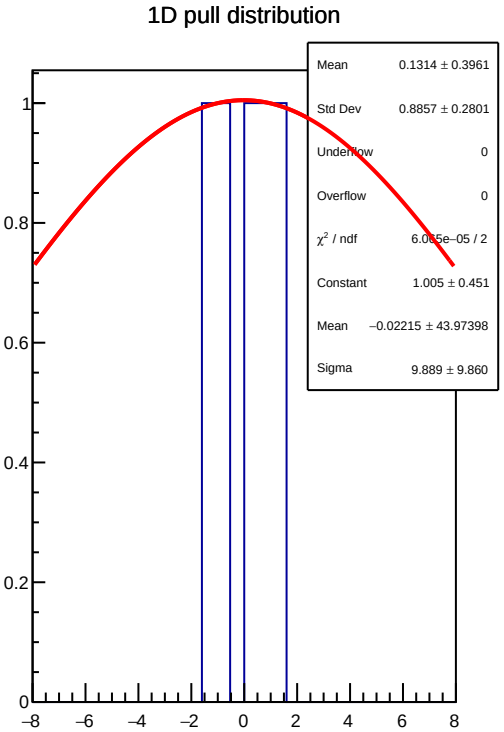
1D pull distribution
Mean 0.1314 ± 0.3961
Std Dev 0.8857 ± 0.2801
Underflow 0
Overflow 0
χ² / ndf 6.065e−05 / 2
Constant 1.005 ± 0.451
Mean −0.02215 ± 43.97398
Sigma 9.889 ± 9.860
1
0.8
0.6
0.4
0.2
0
−8
−6
−4
−2
0
2
4
6
8

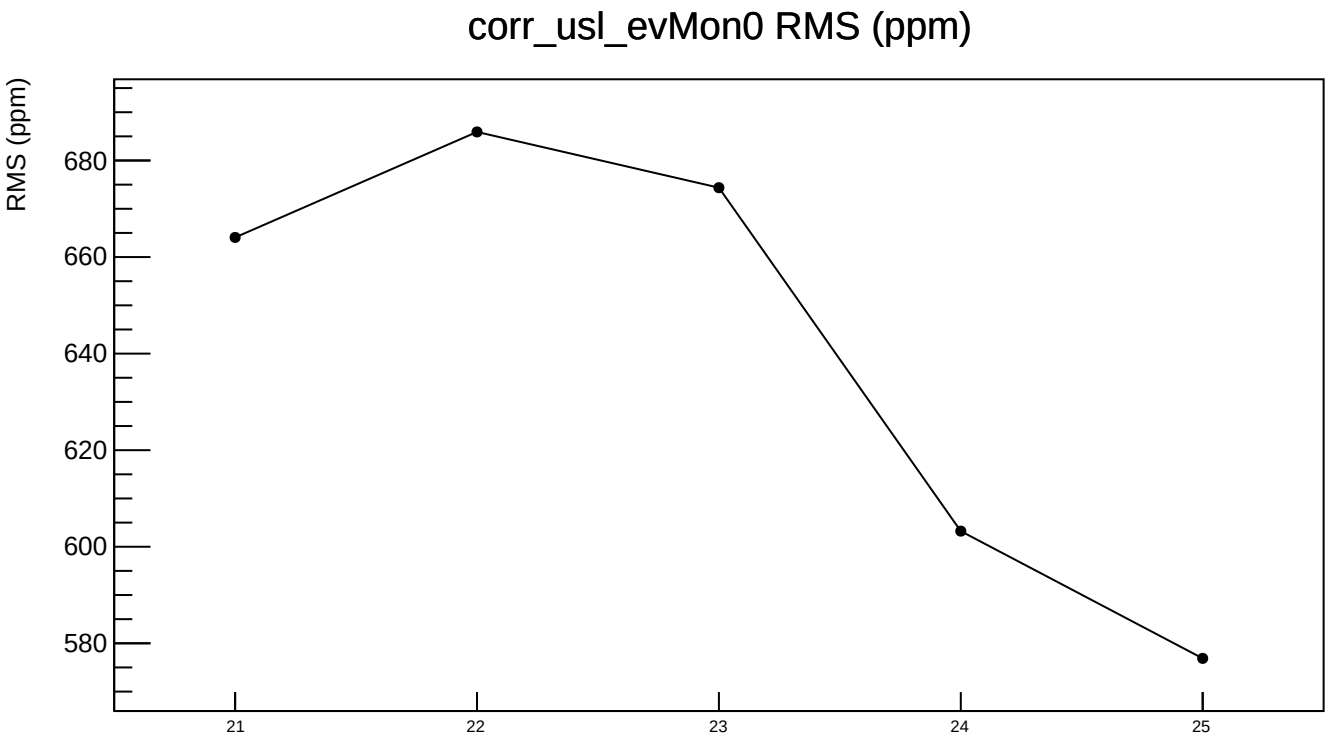
corr_usl_evMon0 RMS (ppm)
RMS (ppm)
680
660
640
620
600
580
21
22
23
24
25

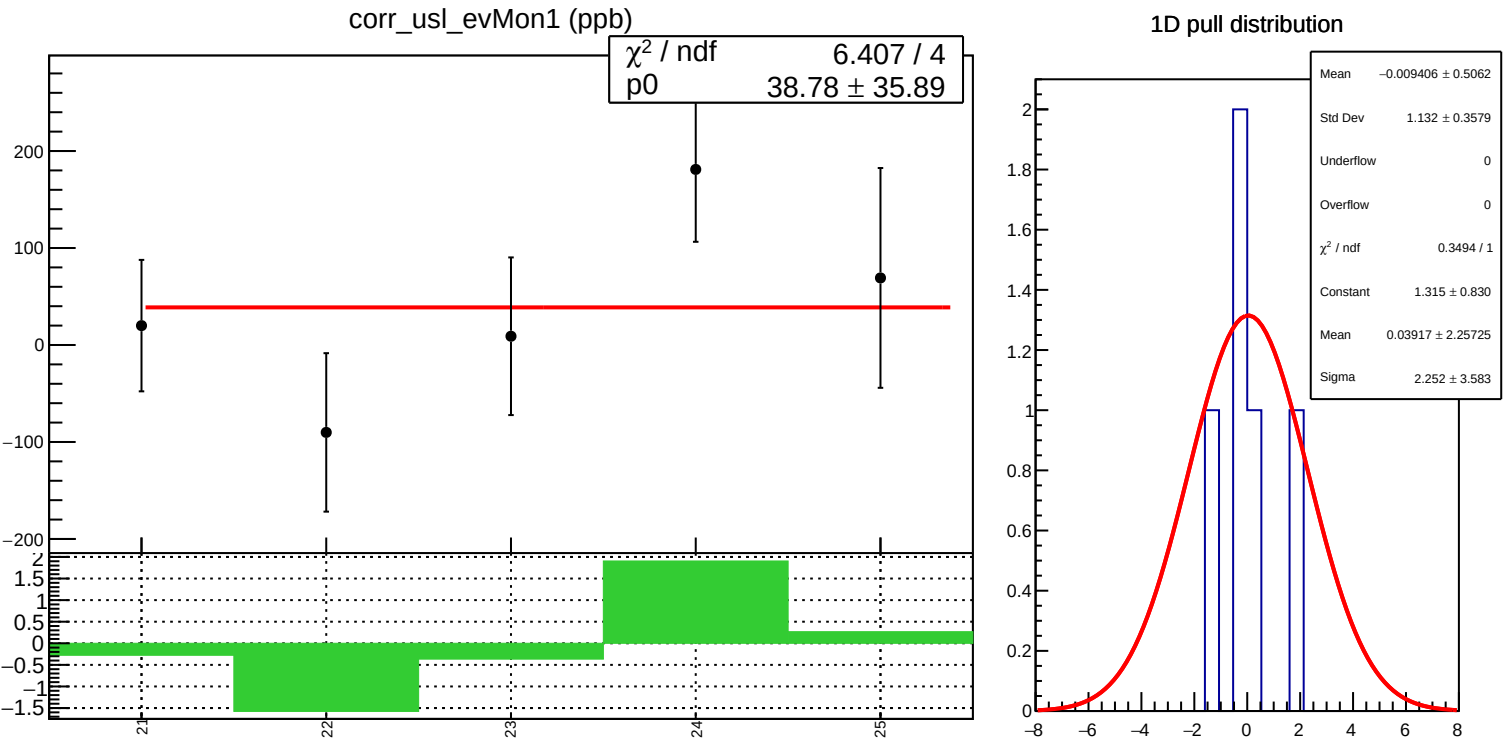
corr_usl_evMon1 (ppb)
χ² / ndf 6.407 / 4
p0 38.78 ± 35.89
1D pull distribution
Mean −0.009406 ± 0.5062
Std Dev 1.132 ± 0.3579
Underflow 0
Overflow 0
χ² / ndf 0.3494 / 1
Constant 1.315 ± 0.830
Mean 0.03917 ± 2.25725
Sigma 2.252 ± 3.583

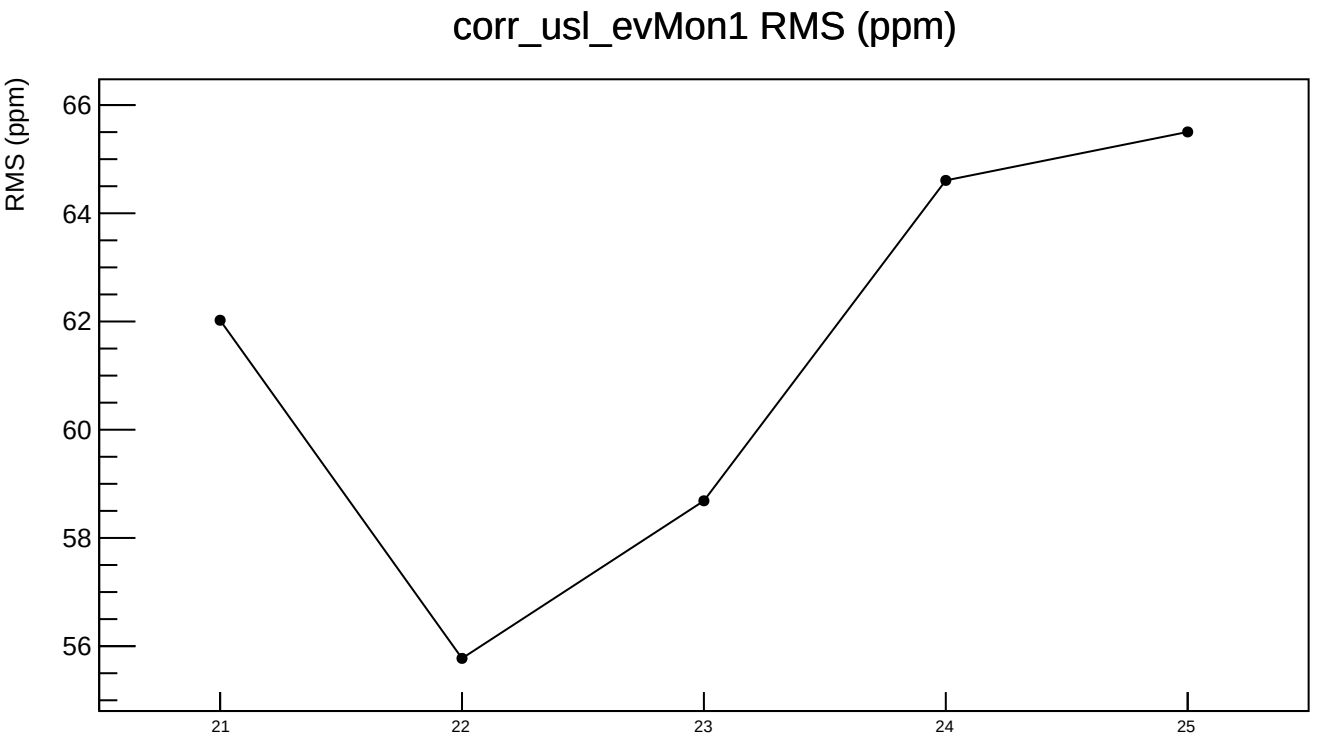
corr_usl_evMon1 RMS (ppm)
RMS (ppm)
66
64
62
60
58
56
21
22
23
24
25

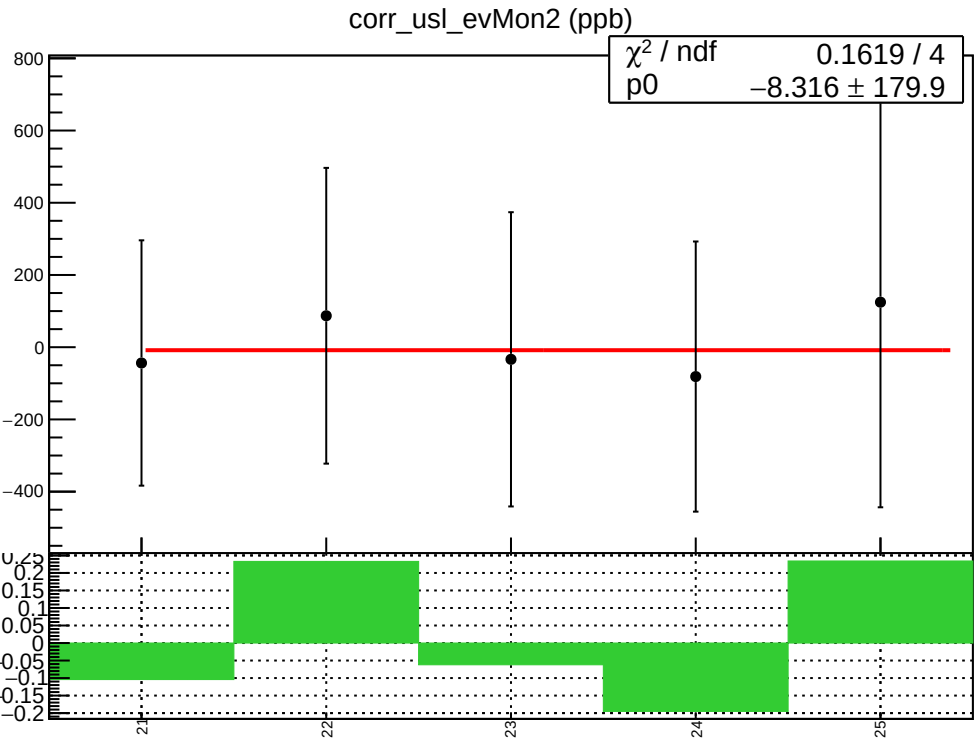
corr_usl_evMon2 (ppb)
χ² / ndf 0.1619 / 4
p0 −8.316 ± 179.9
800
600
400
200
0
−200
−400
0.25
0.2
0.15
0.1
0.05
0
−0.05
−0.1
−0.15
−0.2
21
22
23
24
25

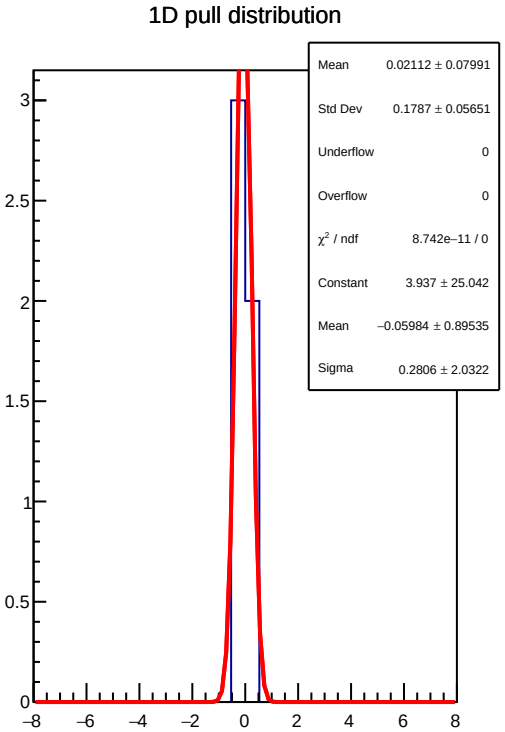
1D pull distribution
Mean 0.02112 ± 0.07991
Std Dev 0.1787 ± 0.05651
Underflow 0
Overflow 0
χ² / ndf 8.742e−11 / 0
Constant 3.937 ± 25.042
Mean −0.05984 ± 0.89535
Sigma 0.2806 ± 2.0322
3
2.5
2
1.5
1
0.5
0
−8
−6
−4
−2
0
2
4
6
8

corr_usl_evMon2 RMS (ppm)

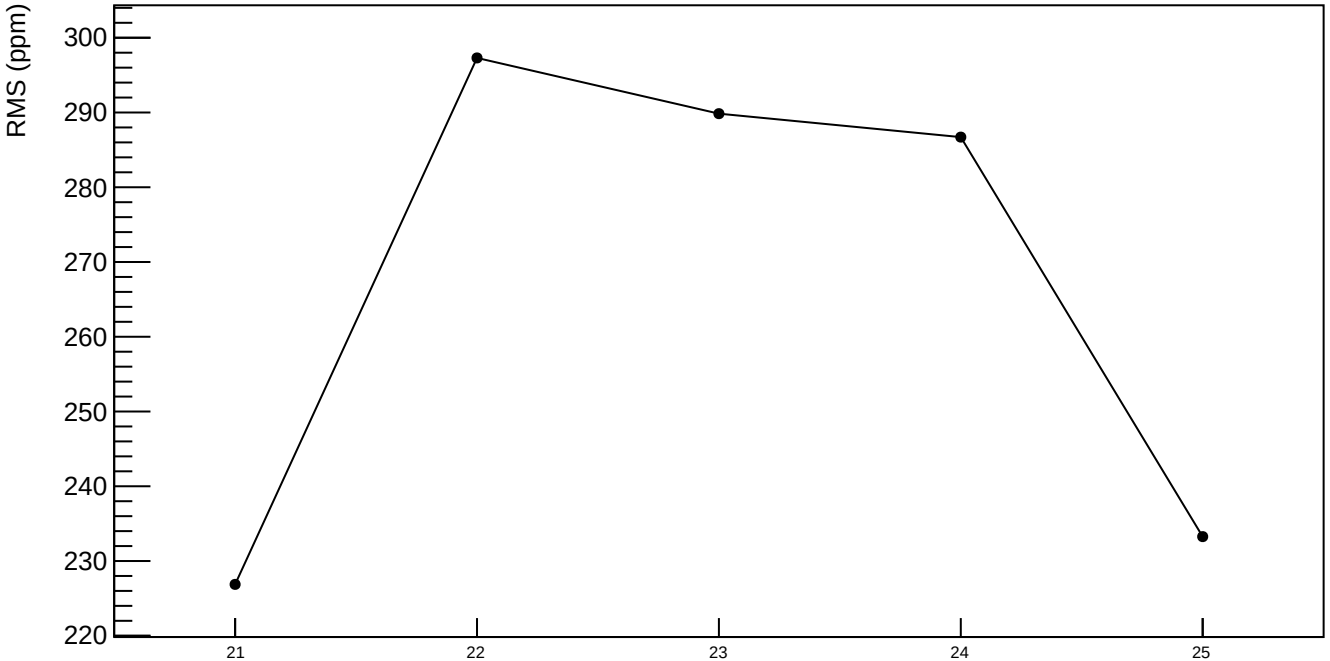

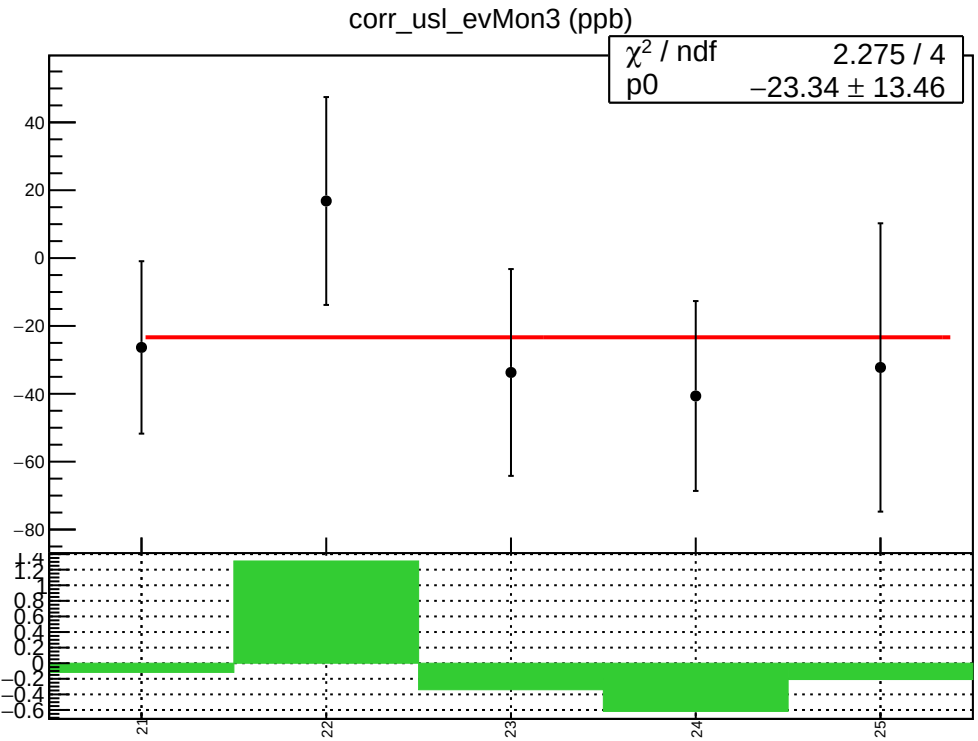
corr_usl_evMon3 (ppb)
χ² / ndf 2.275 / 4
p0 −23.34 ± 13.46
40
20
0
−20
−40
−60
−80
1.4
1.2
0.8
0.6
0.4
0.2
0
−0.2
−0.4
−0.6
21
22
23
24
25

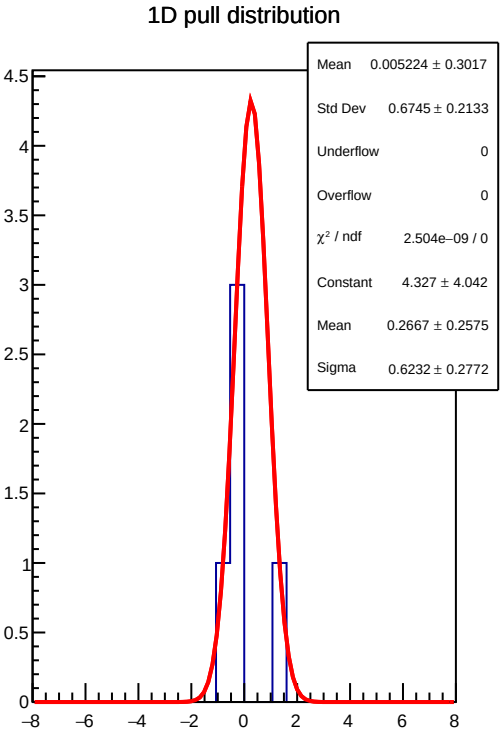
1D pull distribution
Mean 0.005224 ± 0.3017
Std Dev 0.6745 ± 0.2133
Underflow 0
Overflow 0
χ² / ndf 2.504e−09 / 0
Constant 4.327 ± 4.042
Mean 0.2667 ± 0.2575
Sigma 0.6232 ± 0.2772
4.5
4
3.5
3
2.5
2
1.5
1
0.5
0
−8
−6
−4
−2
0
2
4
6
8

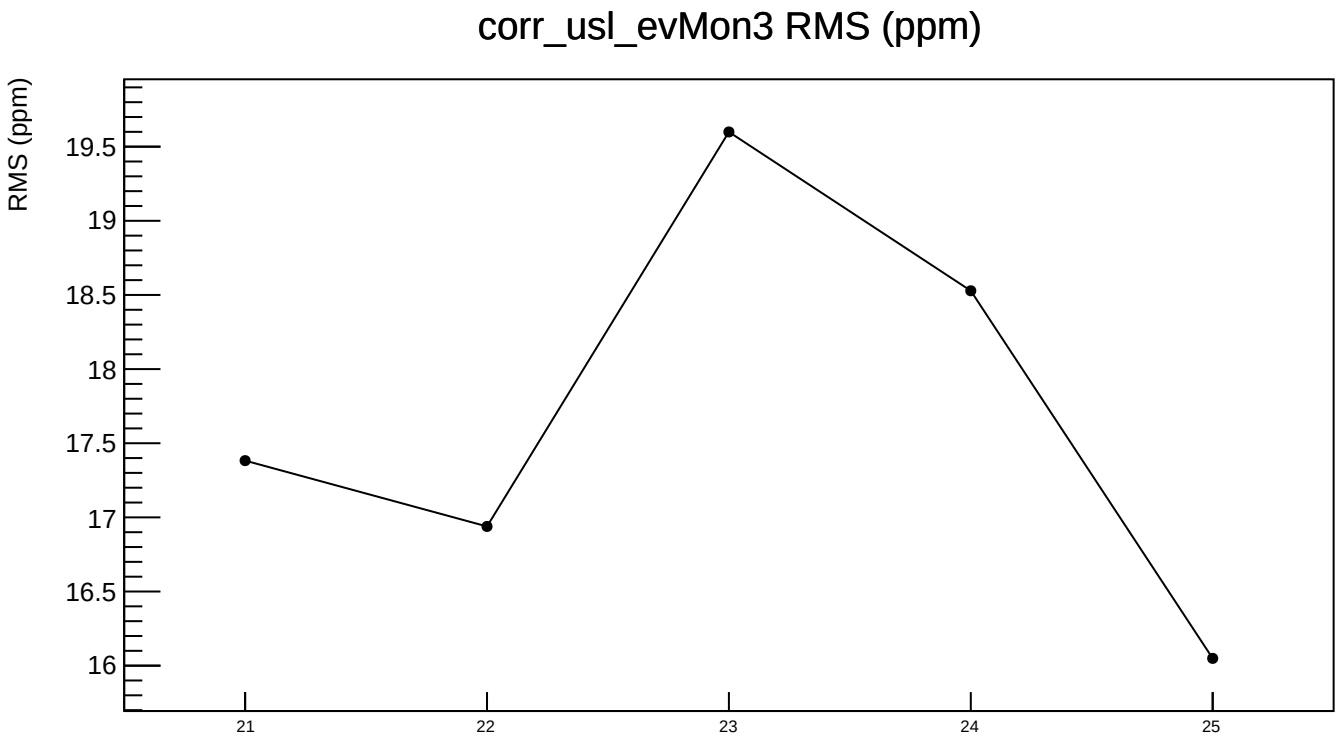
corr_usl_evMon3 RMS (ppm)
RMS (ppm)
19.5
19
18.5
18
17.5
17
16.5
16
21
22
23
24
25

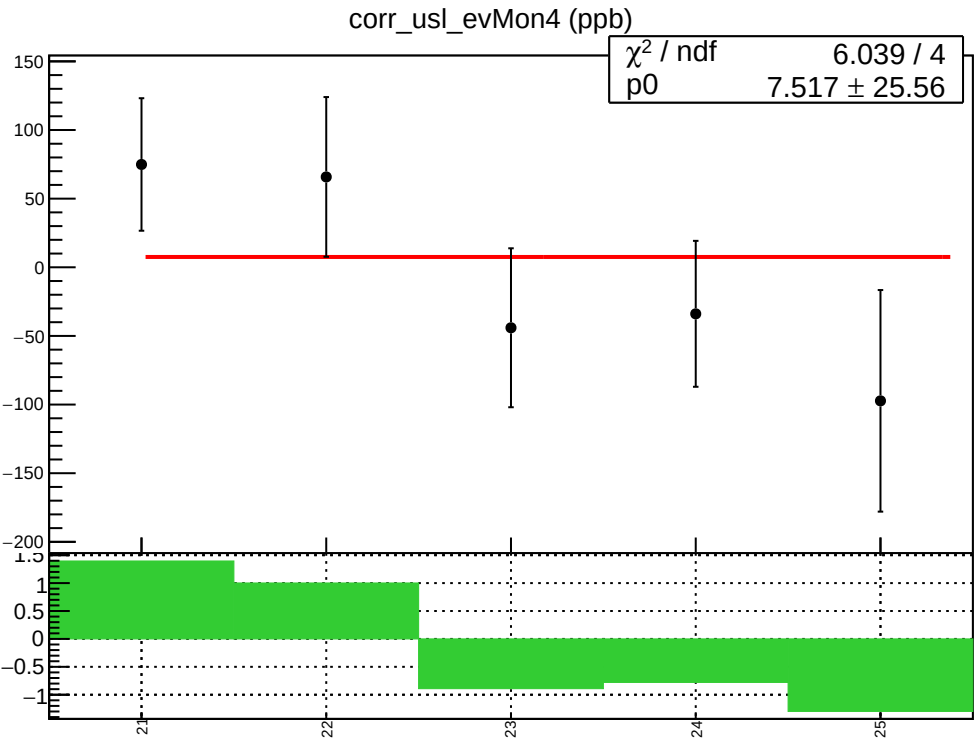
corr_usl_evMon4 (ppb)
χ² / ndf 6.039 / 4
p0 7.517 ± 25.56
150
100
50
0
−50
−100
−150
−200
1.5
1
0.5
0
−0.5
−1
21
22
23
24
25

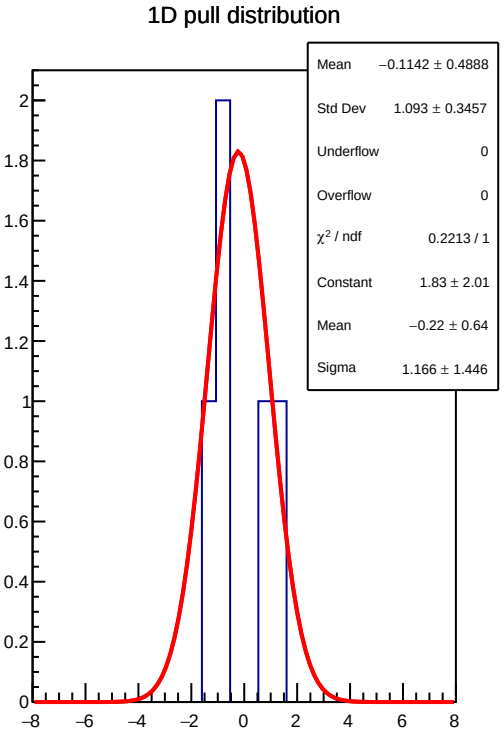
1D pull distribution
Mean −0.1142 ± 0.4888
Std Dev 1.093 ± 0.3457
Underflow 0
Overflow 0
χ² / ndf 0.2213 / 1
Constant 1.83 ± 2.01
Mean −0.22 ± 0.64
Sigma 1.166 ± 1.446
2
1.8
1.6
1.4
1.2
1
0.8
0.6
0.4
0.2
0
−8
−6
−4
−2
0
2
4
6
8

corr_usl_evMon4 RMS (ppm)

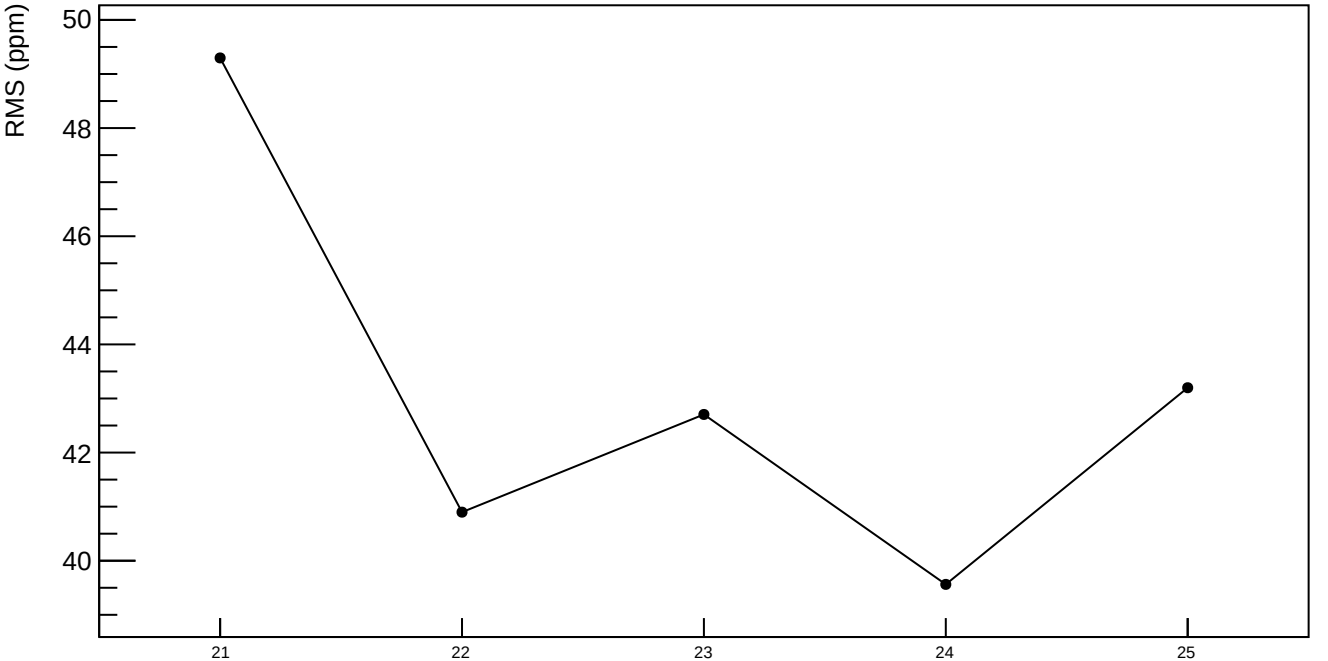

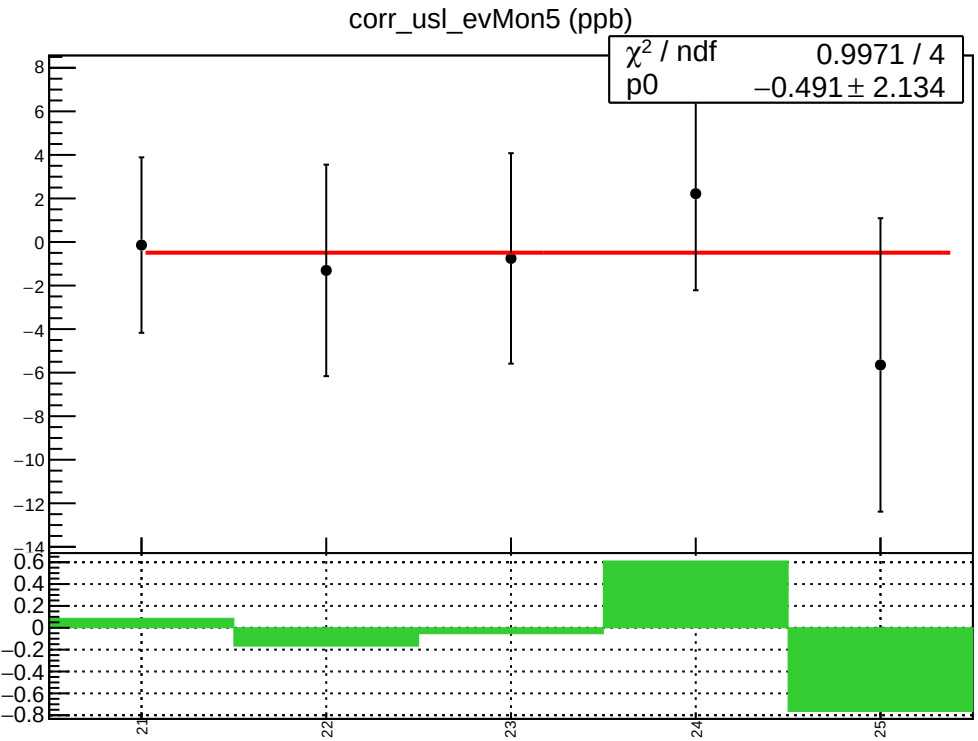
corr_usl_evMon5 (ppb)
χ^2 / ndf 0.9971 / 4
p0 −0.491 ± 2.134
21
22
23
24
25

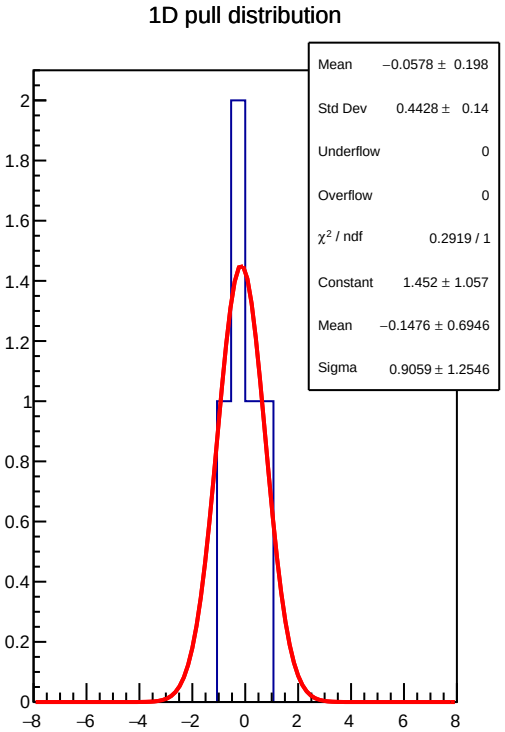
1D pull distribution
Mean −0.0578 ± 0.198
Std Dev 0.4428 ± 0.14
Underflow 0
Overflow 0
χ^2 / ndf 0.2919 / 1
Constant 1.452 ± 1.057
Mean −0.1476 ± 0.6946
Sigma 0.9059 ± 1.2546

corr_usl_evMon5 RMS (ppm)

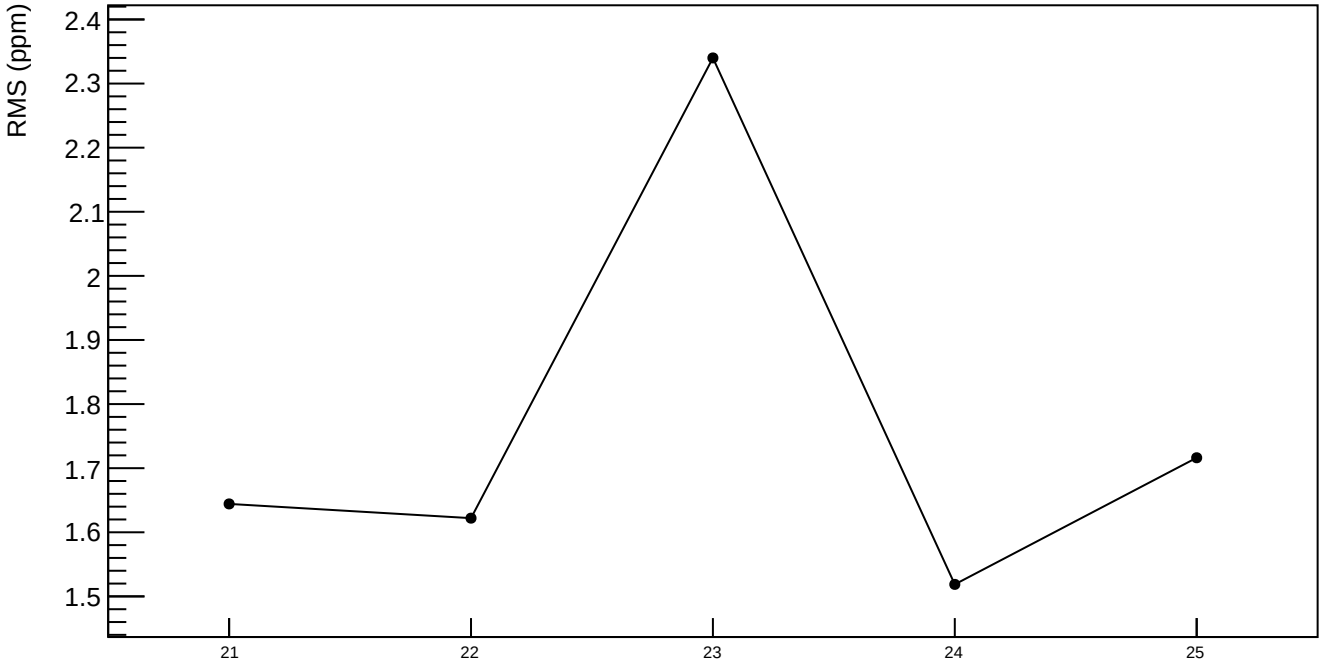

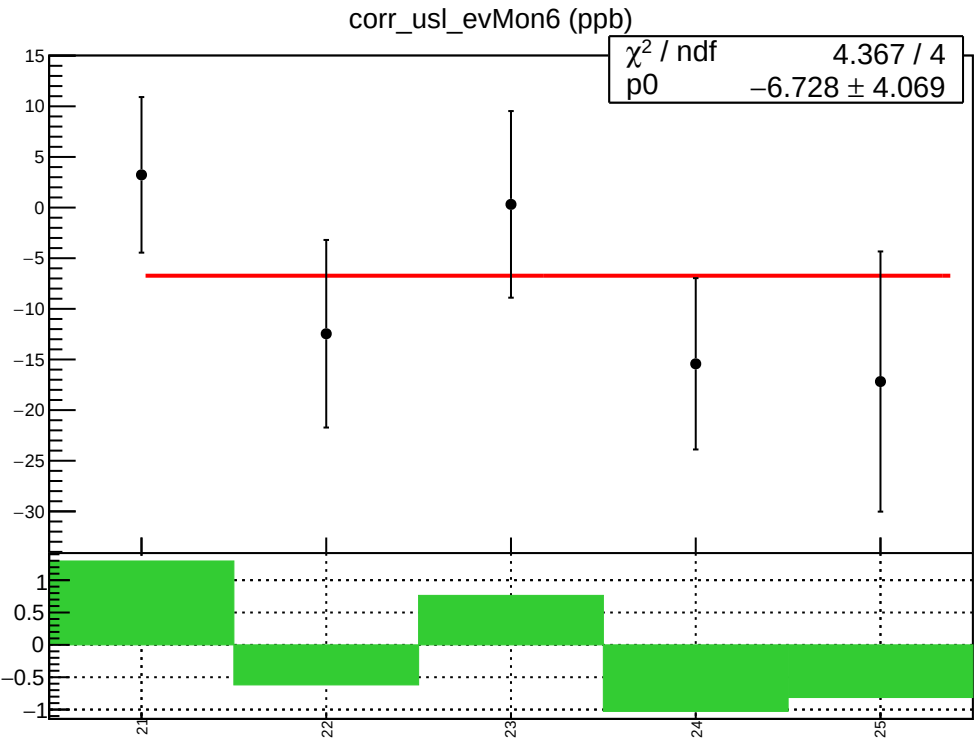
corr_usl_evMon6 (ppb)
χ² / ndf 4.367 / 4
p0 −6.728 ± 4.069
15
10
5
0
−5
−10
−15
−20
−25
−30
1
0.5
0
−0.5
−1
21
22
23
24
25

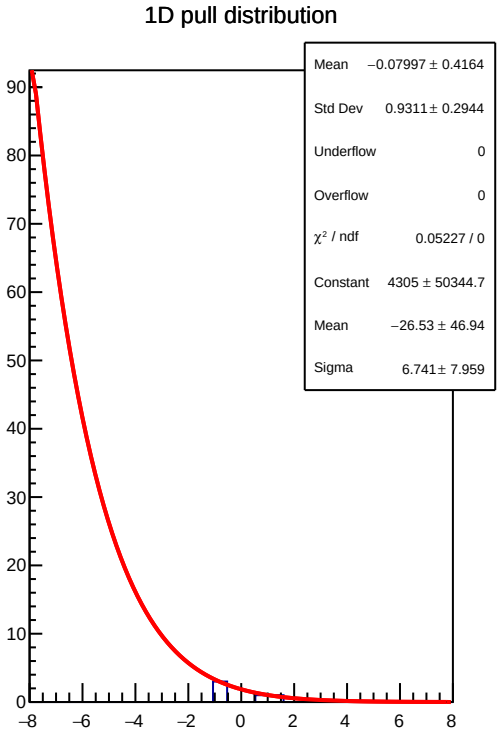
1D pull distribution
Mean −0.07997 ± 0.4164
Std Dev 0.9311 ± 0.2944
Underflow 0
Overflow 0
χ² / ndf 0.05227 / 0
Constant 4305 ± 50344.7
Mean −26.53 ± 46.94
Sigma 6.741 ± 7.959
90
80
70
60
50
40
30
20
10
0
−8
−6
−4
−2
0
2
4
6
8

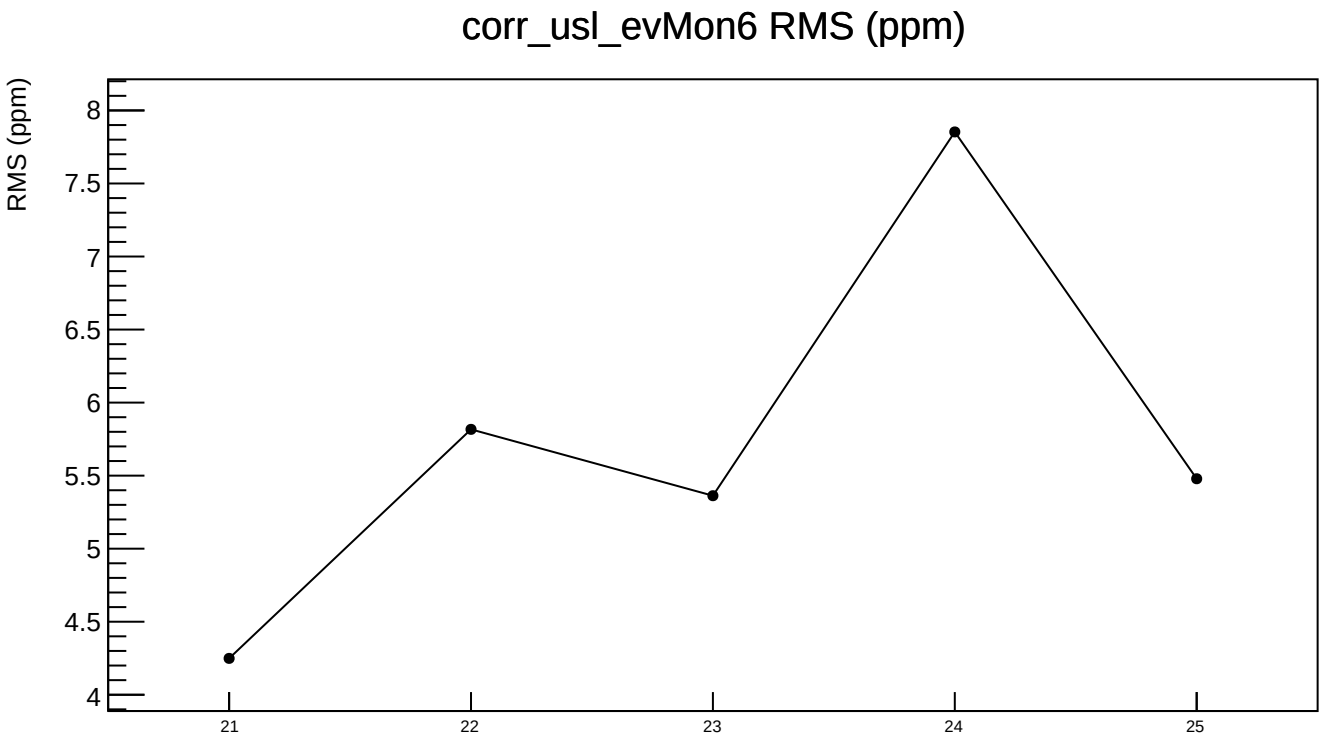
corr_usl_evMon6 RMS (ppm)
RMS (ppm)
8
7.5
7
6.5
6
5.5
5
4.5
4
21
22
23
24
25

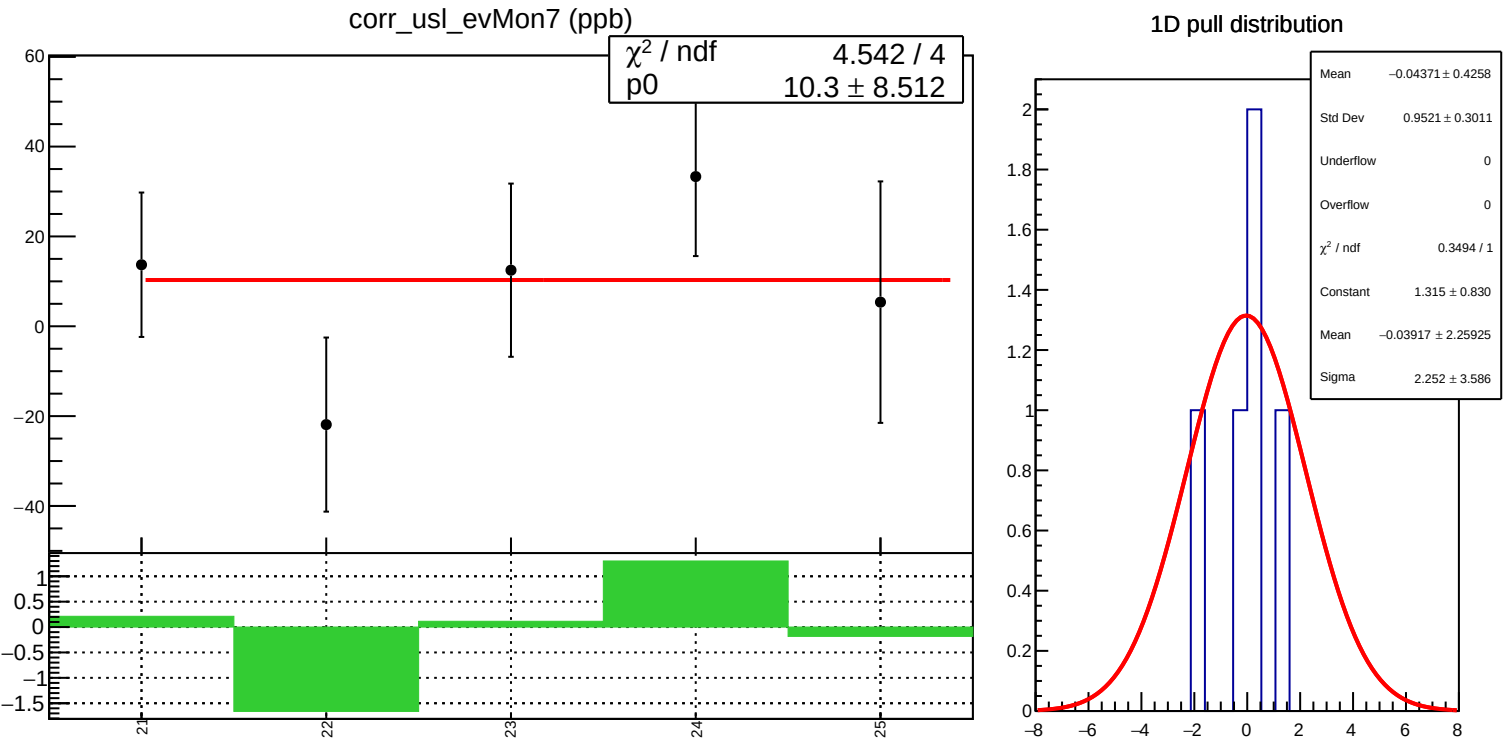
corr_usl_evMon7 (ppb)
χ² / ndf 4.542 / 4
p0 10.3 ± 8.512
1D pull distribution
Mean −0.04371 ± 0.4258
Std Dev 0.9521 ± 0.3011
Underflow 0
Overflow 0
χ² / ndf 0.3494 / 1
Constant 1.315 ± 0.830
Mean −0.03917 ± 2.25925
Sigma 2.252 ± 3.586

corr_usl_evMon7 RMS (ppm)

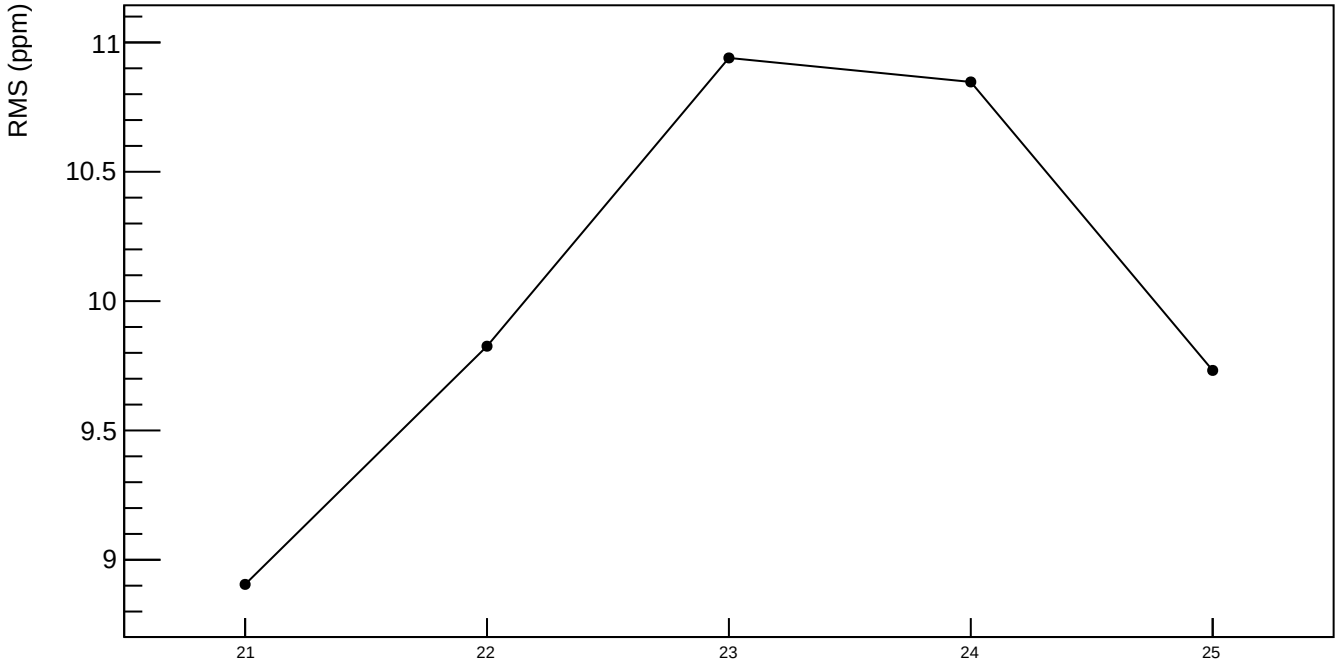

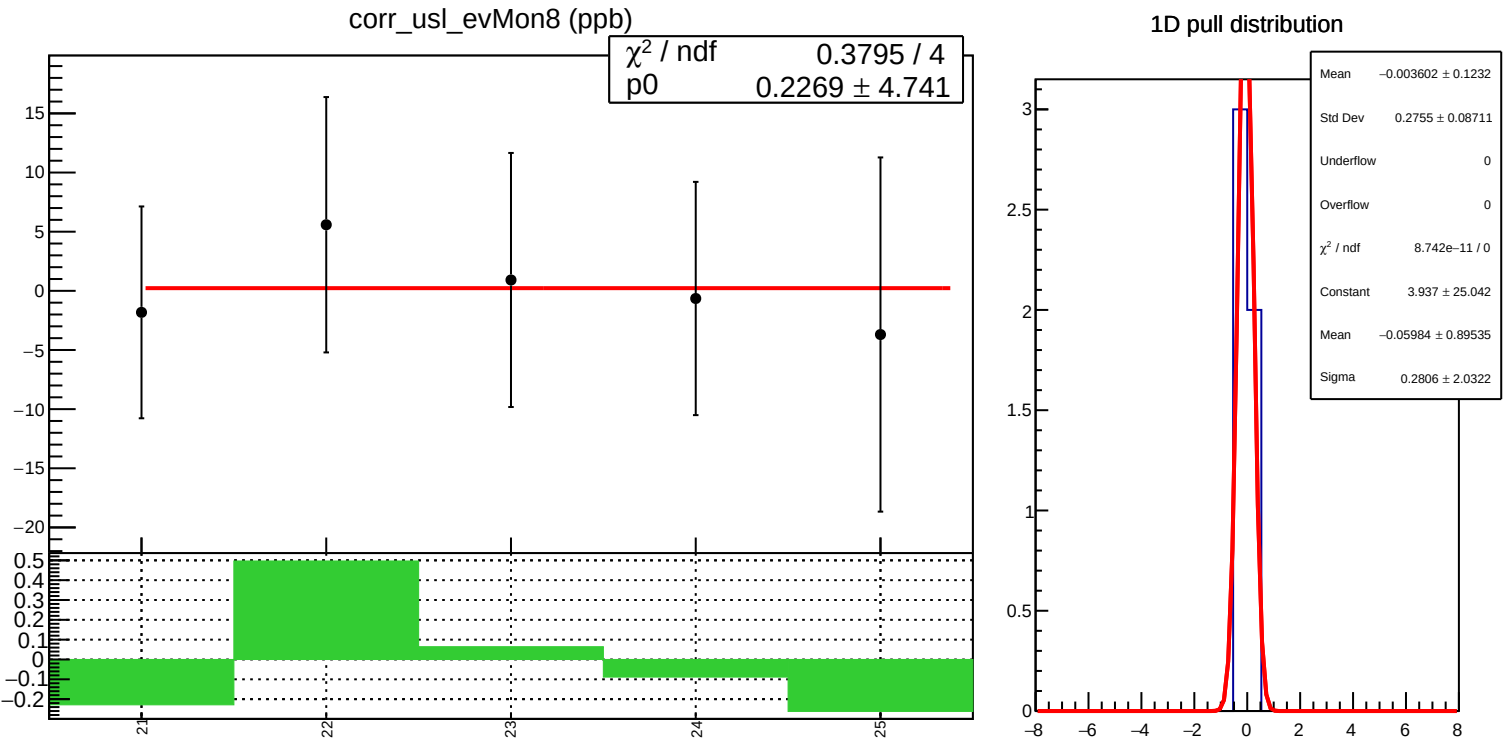
corr_usl_evMon8 (ppb)
χ² / ndf 0.3795 / 4
p0 0.2269 ± 4.741
1D pull distribution
Mean −0.003602 ± 0.1232
Std Dev 0.2755 ± 0.08711
Underflow 0
Overflow 0
χ² / ndf 8.742e−11 / 0
Constant 3.937 ± 25.042
Mean −0.05984 ± 0.89535
Sigma 0.2806 ± 2.0322

corr_usl_evMon8 RMS (ppm)

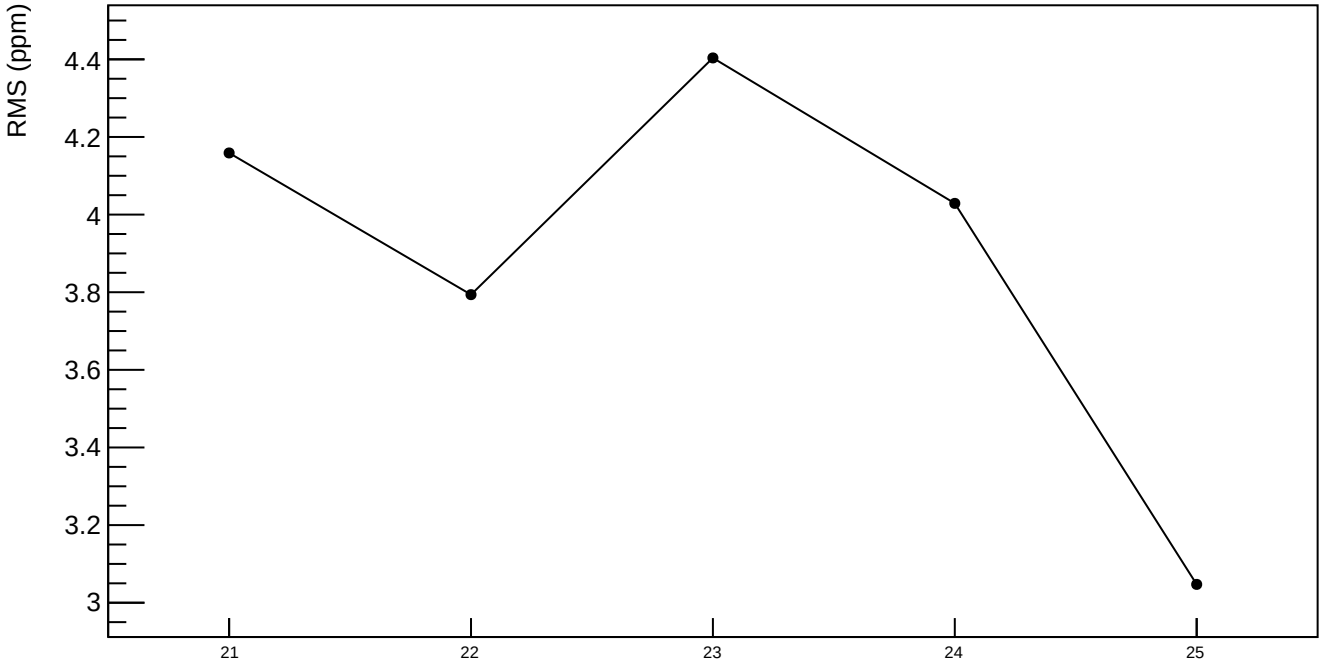

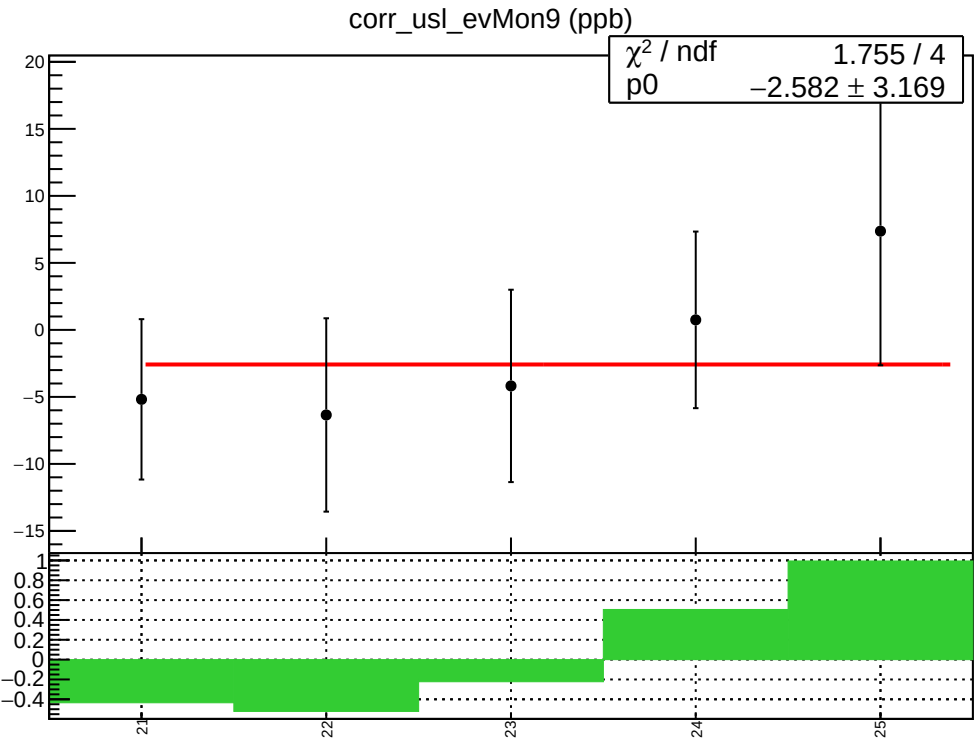
corr_usl_evMon9 (ppb)
χ² / ndf 1.755 / 4
p0 −2.582 ± 3.169
21
22
23
24
25

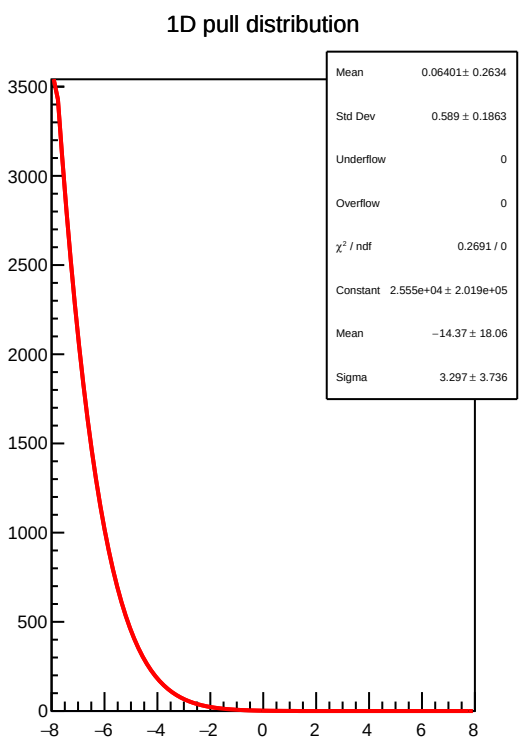
1D pull distribution
Mean 0.06401 ± 0.2634
Std Dev 0.589 ± 0.1863
Underflow 0
Overflow 0
χ² / ndf 0.2691 / 0
Constant 2.555e+04 ± 2.019e+05
Mean −14.37 ± 18.06
Sigma 3.297 ± 3.736

corr_usl_evMon9 RMS (ppm)

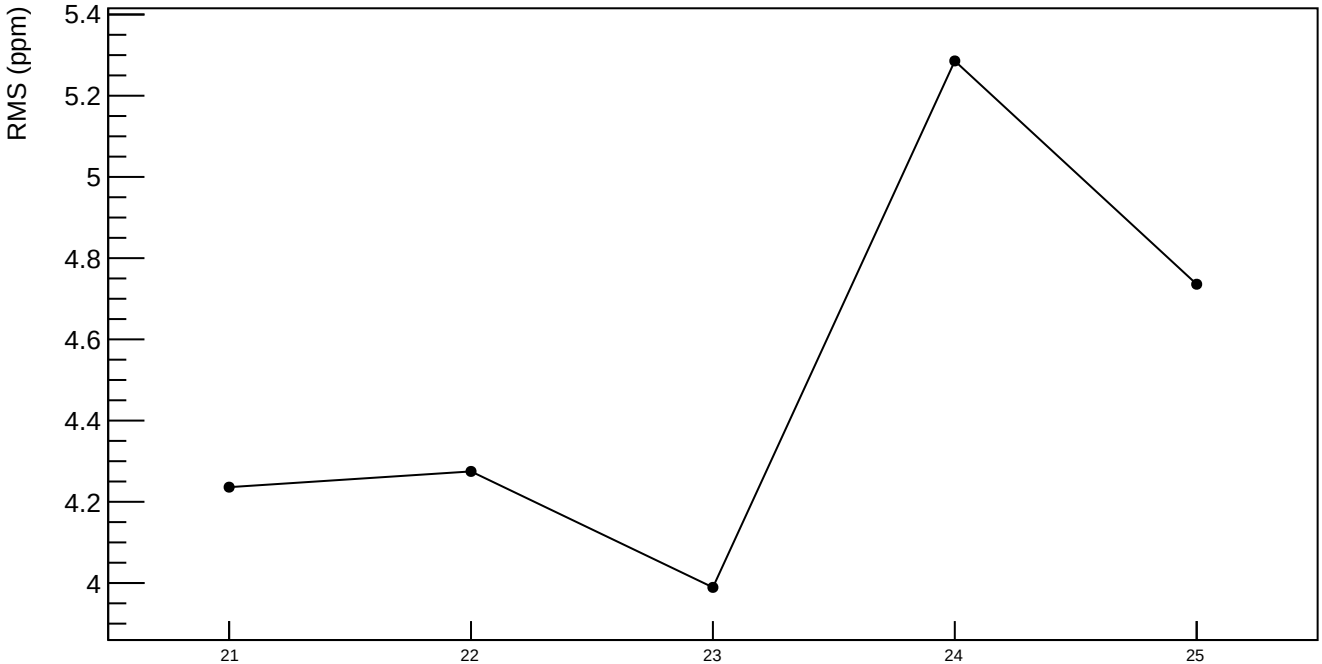

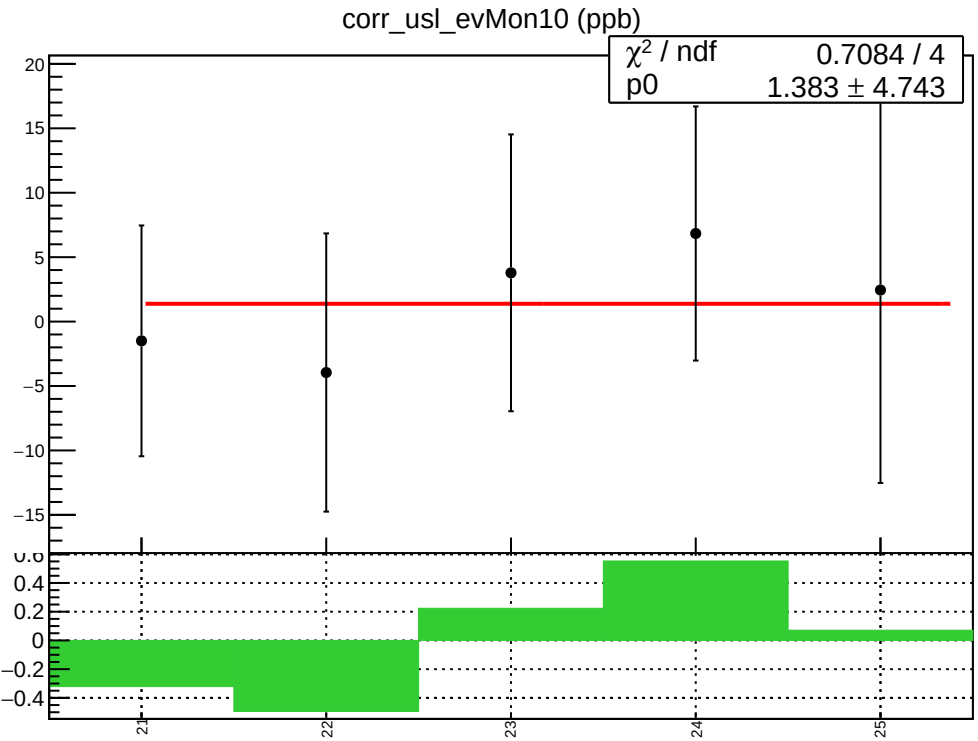
corr_usl_evMon10 (ppb)
χ² / ndf 0.7084 / 4
p0 1.383 ± 4.743
20
15
10
5
0
−5
−10
−15
0.6
0.4
0.2
0
−0.2
−0.4
21
22
23
24
25

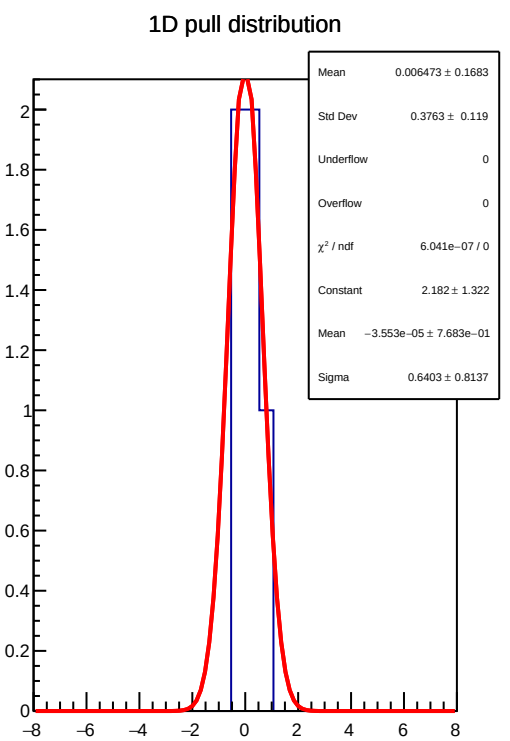
1D pull distribution
Mean 0.006473 ± 0.1683
Std Dev 0.3763 ± 0.119
Underflow 0
Overflow 0
χ² / ndf 6.041e−07 / 0
Constant 2.182 ± 1.322
Mean −3.553e−05 ± 7.683e−01
Sigma 0.6403 ± 0.8137
2
1.8
1.6
1.4
1.2
1
0.8
0.6
0.4
0.2
0
−8
−6
−4
−2
0
2
4
6
8

corr_usl_evMon10 RMS (ppm)

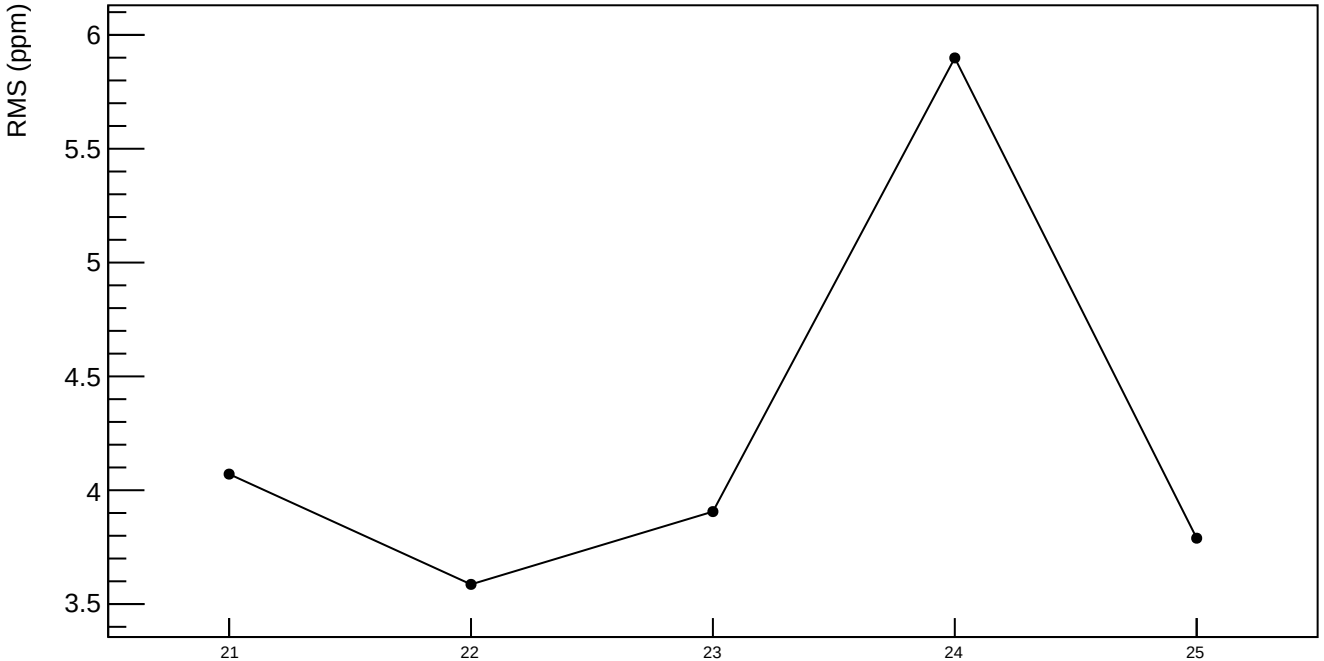

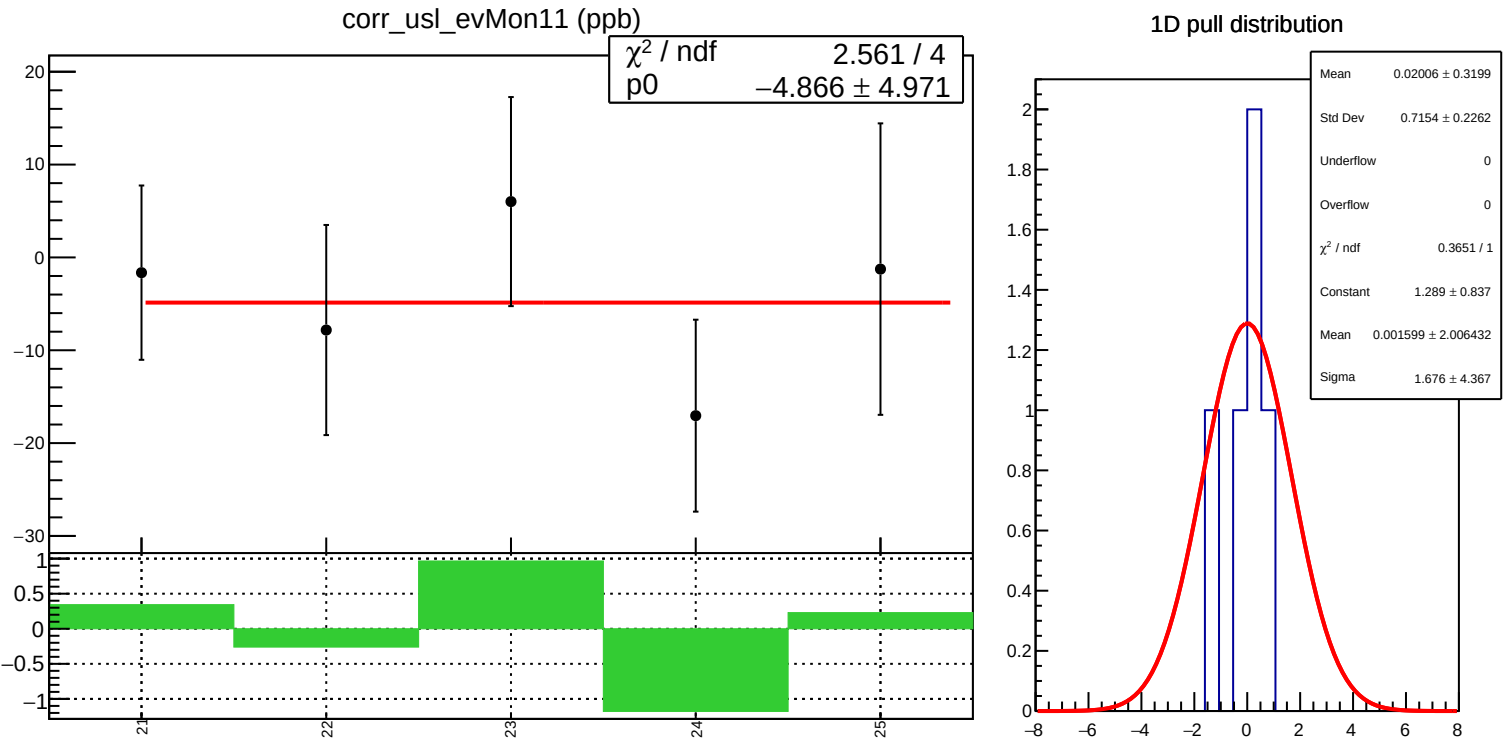
corr_usl_evMon11 (ppb)
χ² / ndf 2.561 / 4
p0 −4.866 ± 4.971
1D pull distribution
Mean 0.02006 ± 0.3199
Std Dev 0.7154 ± 0.2262
Underflow 0
Overflow 0
χ² / ndf 0.3651 / 1
Constant 1.289 ± 0.837
Mean 0.001599 ± 2.006432
Sigma 1.676 ± 4.367

corr_usl_evMon11 RMS (ppm)

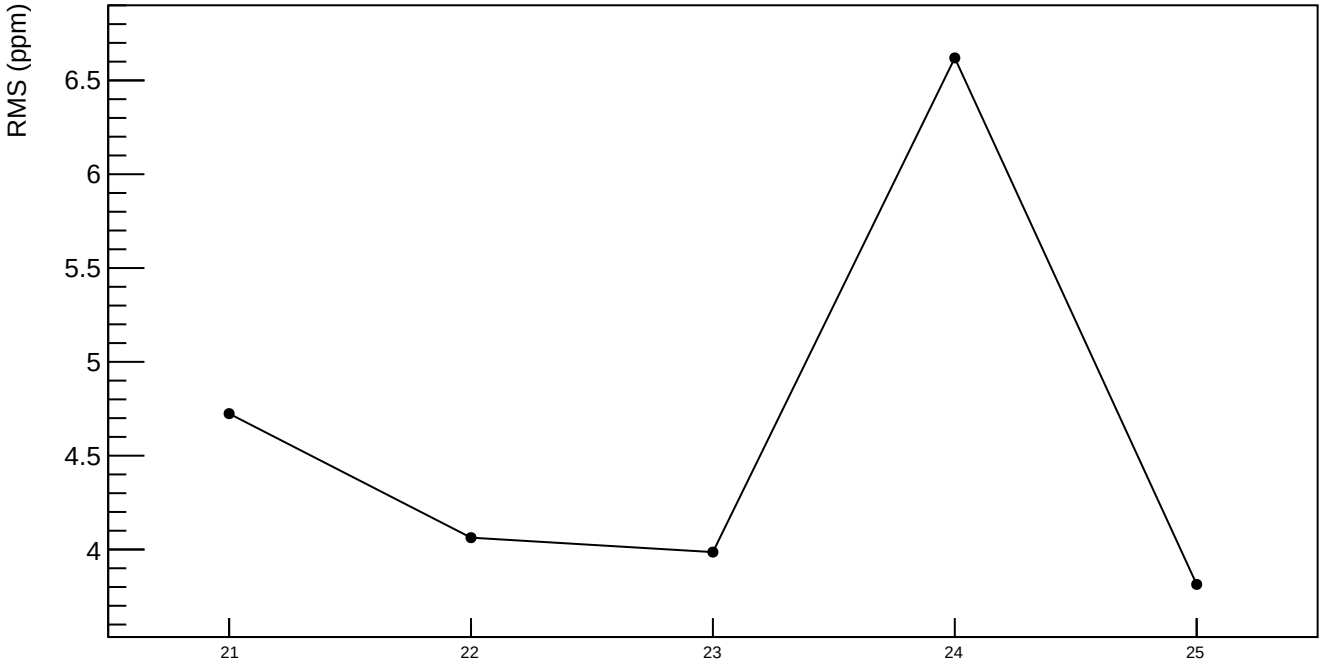

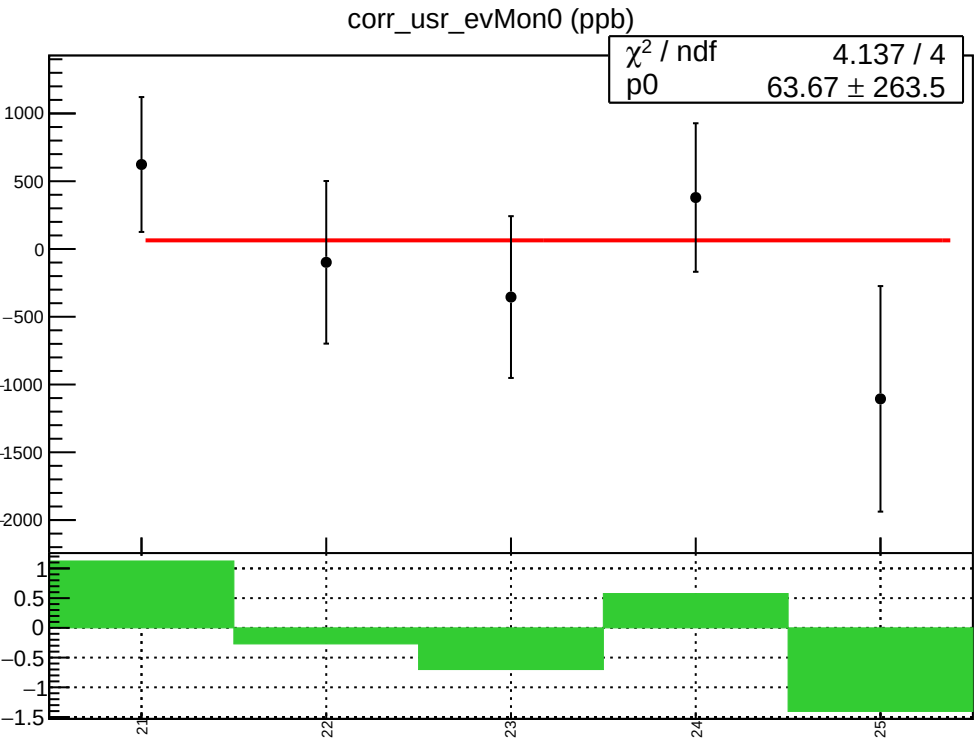
corr_usr_evMon0 (ppb)
χ² / ndf 4.137 / 4
p0 63.67 ± 263.5
1000
500
0
−500
−1000
−1500
−2000
1
0.5
0
−0.5
−1
−1.5
21
22
23
24
25

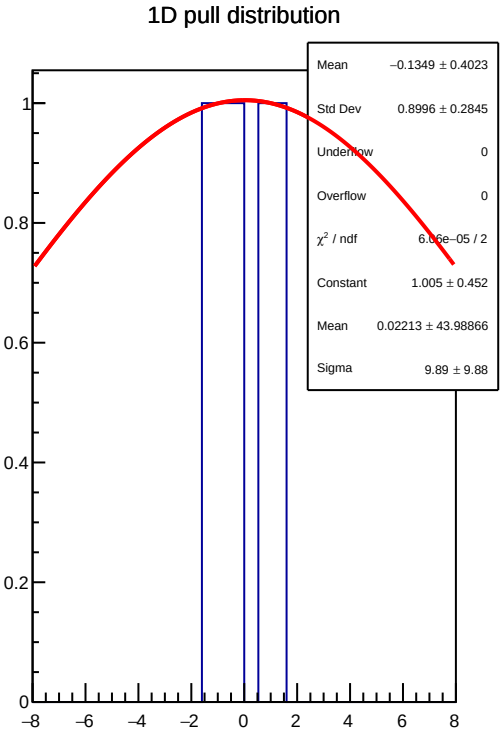
1D pull distribution
Mean −0.1349 ± 0.4023
Std Dev 0.8996 ± 0.2845
Underflow 0
Overflow 0
χ² / ndf 6.06e−05 / 2
Constant 1.005 ± 0.452
Mean 0.02213 ± 43.98866
Sigma 9.89 ± 9.88
1
0.8
0.6
0.4
0.2
0
−8
−6
−4
−2
0
2
4
6
8

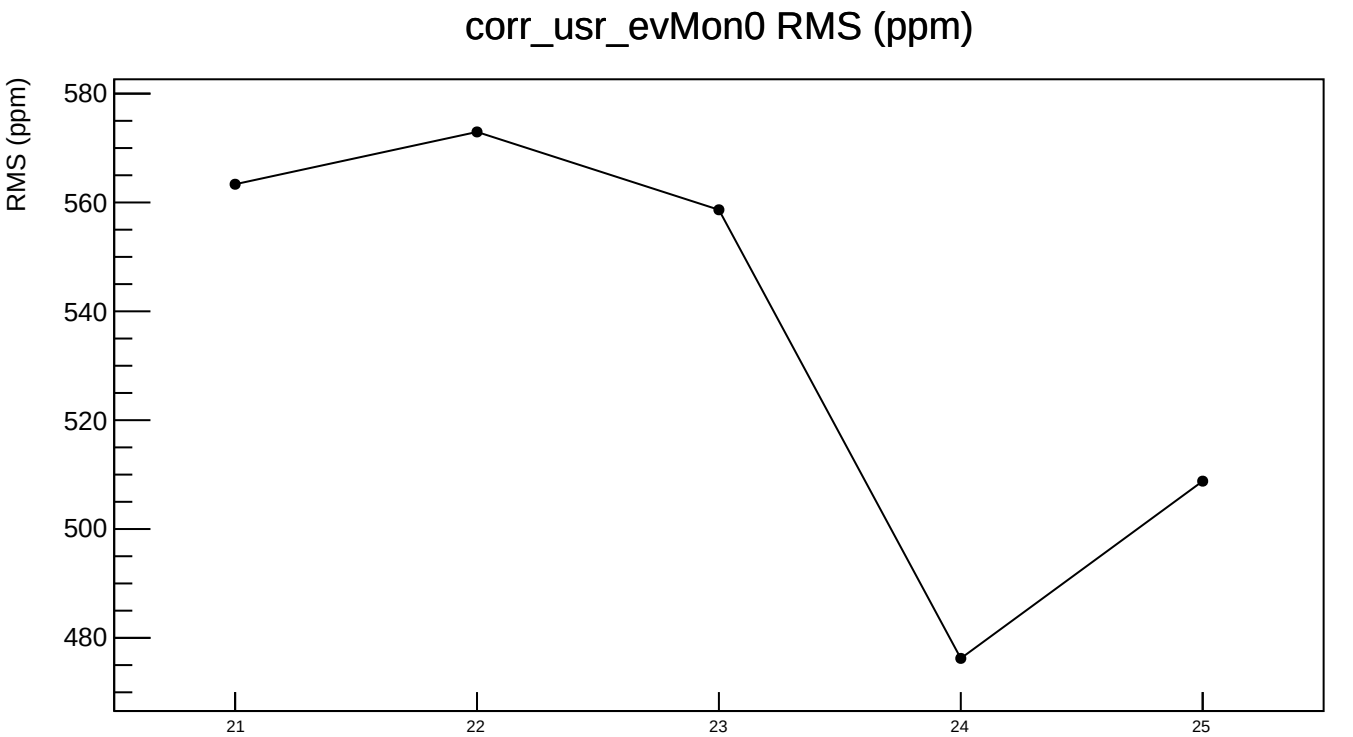
corr_usr_evMon0 RMS (ppm)
RMS (ppm)
580
560
540
520
500
480
21
22
23
24
25

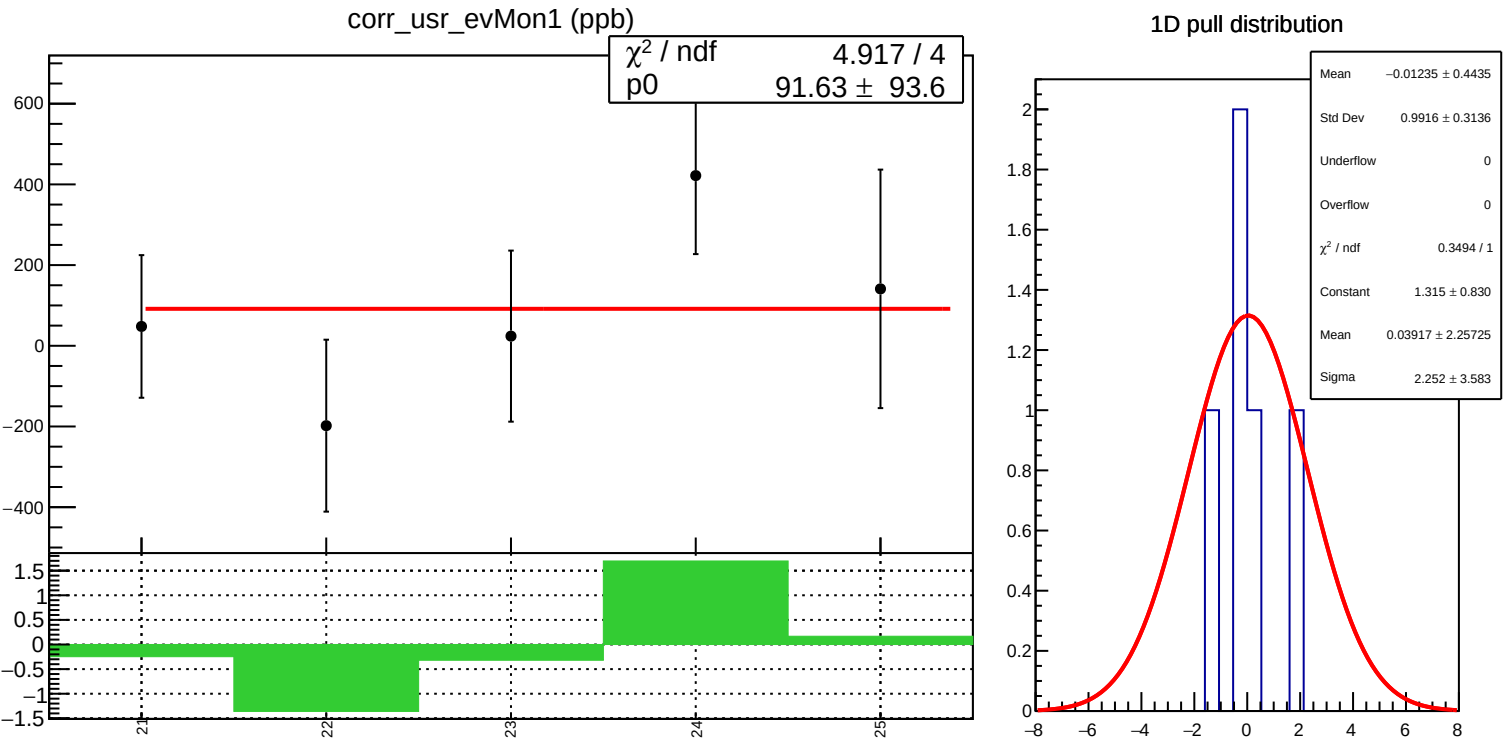
corr_usr_evMon1 (ppb)
χ² / ndf 4.917 / 4
p0 91.63 ± 93.6
600
400
200
0
−200
−400
1.5
1
0.5
0
−0.5
−1
−1.5
21
22
23
24
25
1D pull distribution
Mean −0.01235 ± 0.4435
Std Dev 0.9916 ± 0.3136
Underflow 0
Overflow 0
χ² / ndf 0.3494 / 1
Constant 1.315 ± 0.830
Mean 0.03917 ± 2.25725
Sigma 2.252 ± 3.583
2
1.8
1.6
1.4
1.2
1
0.8
0.6
0.4
0.2
0
−8
−6
−4
−2
0
2
4
6
8

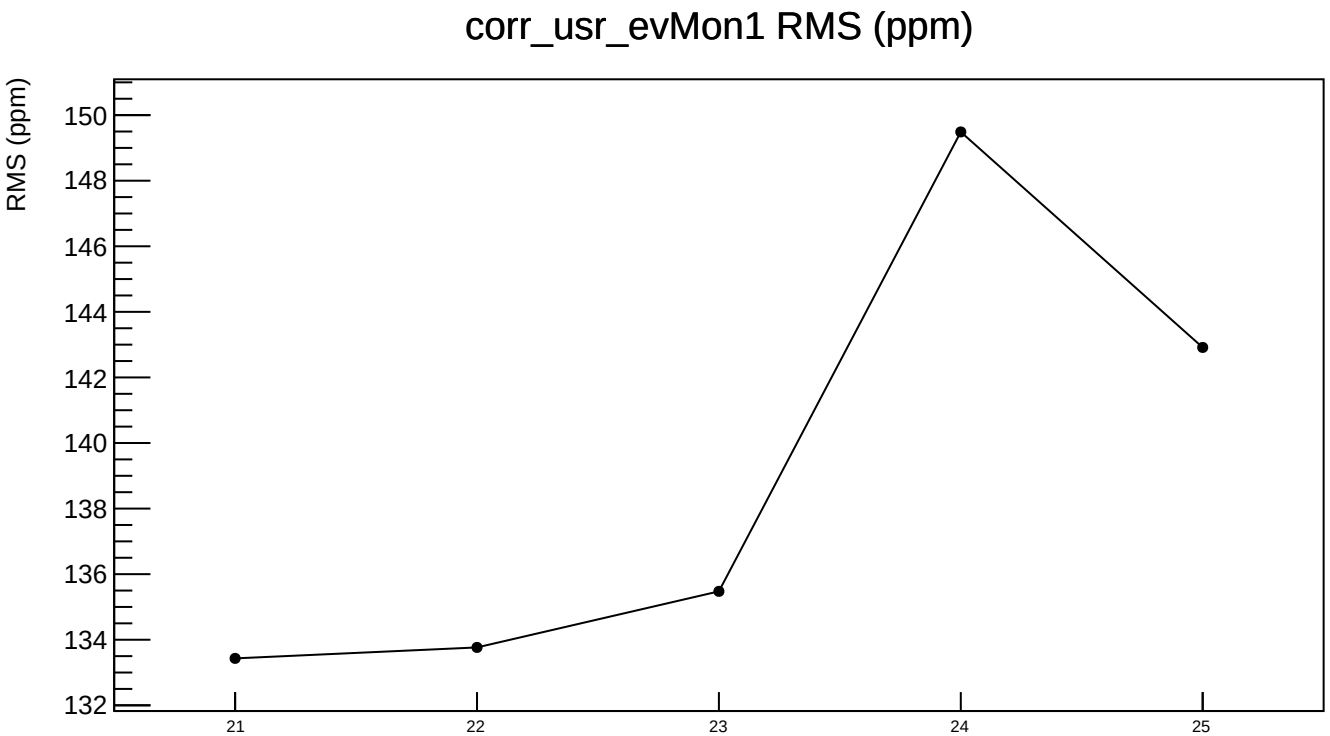
corr_usr_evMon1 RMS (ppm)
RMS (ppm)
150
148
146
144
142
140
138
136
134
132
21
22
23
24
25

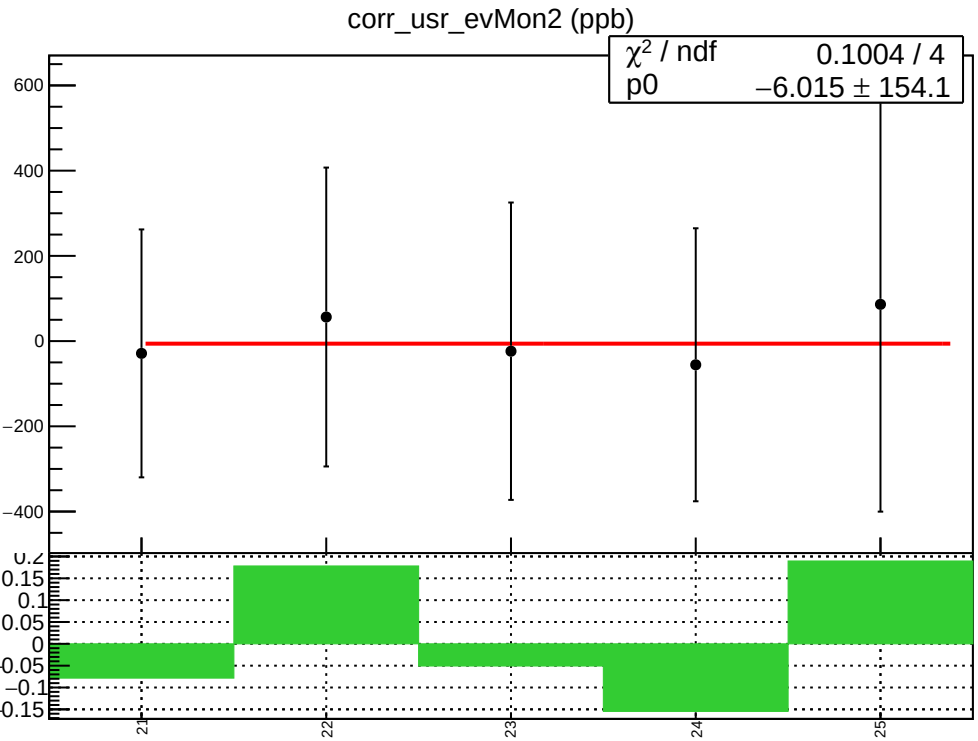
corr_usr_evMon2 (ppb)
χ² / ndf 0.1004 / 4
p0 −6.015 ± 154.1
600
400
200
0
−200
−400
0.2
0.15
0.1
0.05
0
−0.05
−0.1
−0.15
21
22
23
24
25

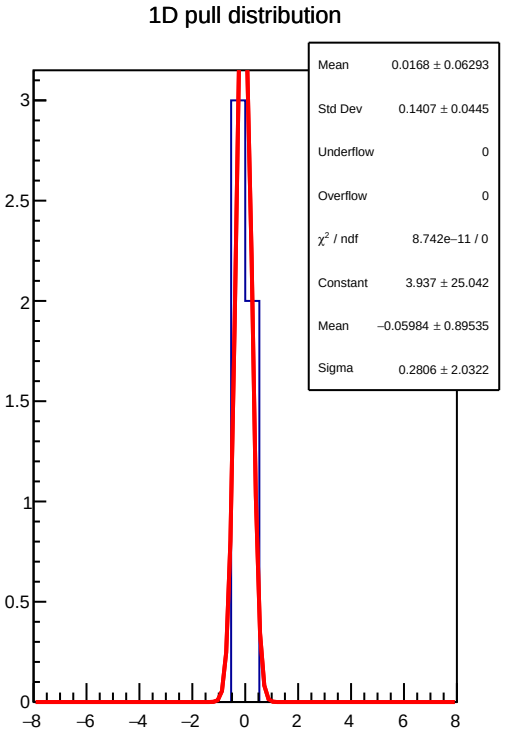
1D pull distribution
Mean 0.0168 ± 0.06293
Std Dev 0.1407 ± 0.0445
Underflow 0
Overflow 0
χ² / ndf 8.742e−11 / 0
Constant 3.937 ± 25.042
Mean −0.05984 ± 0.89535
Sigma 0.2806 ± 2.0322
3
2.5
2
1.5
1
0.5
0
−8
−6
−4
−2
0
2
4
6
8

corr_usr_evMon2 RMS (ppm)

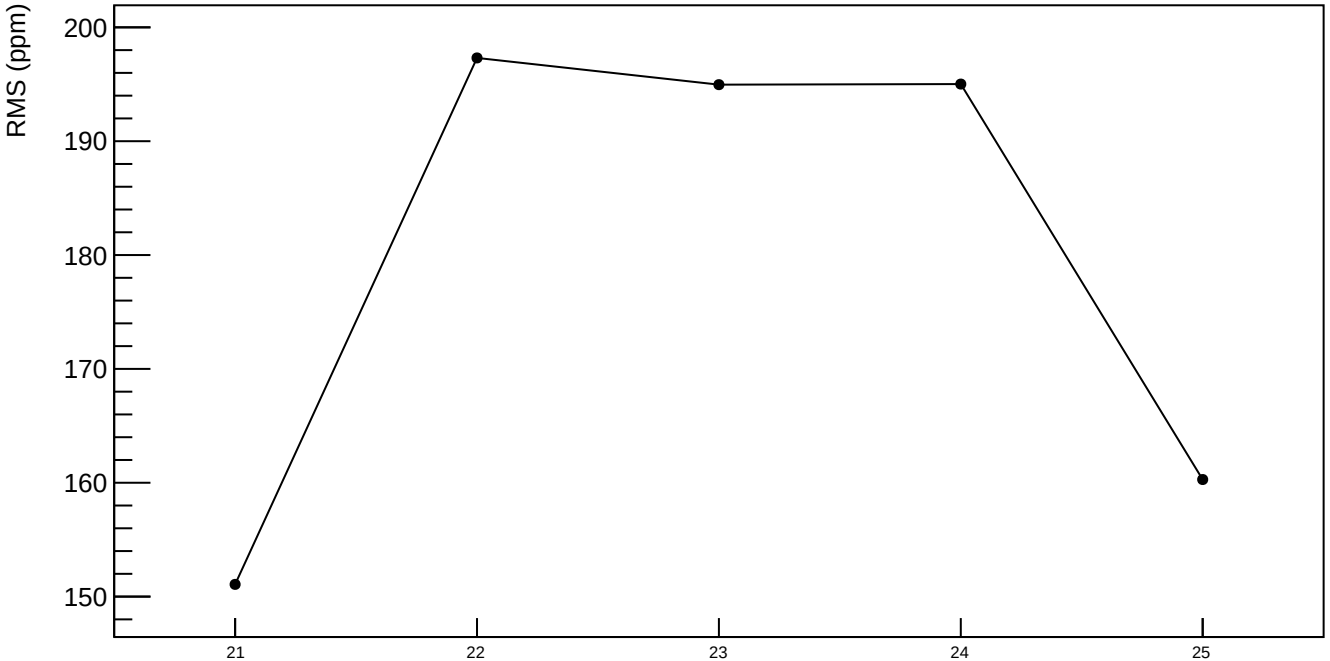

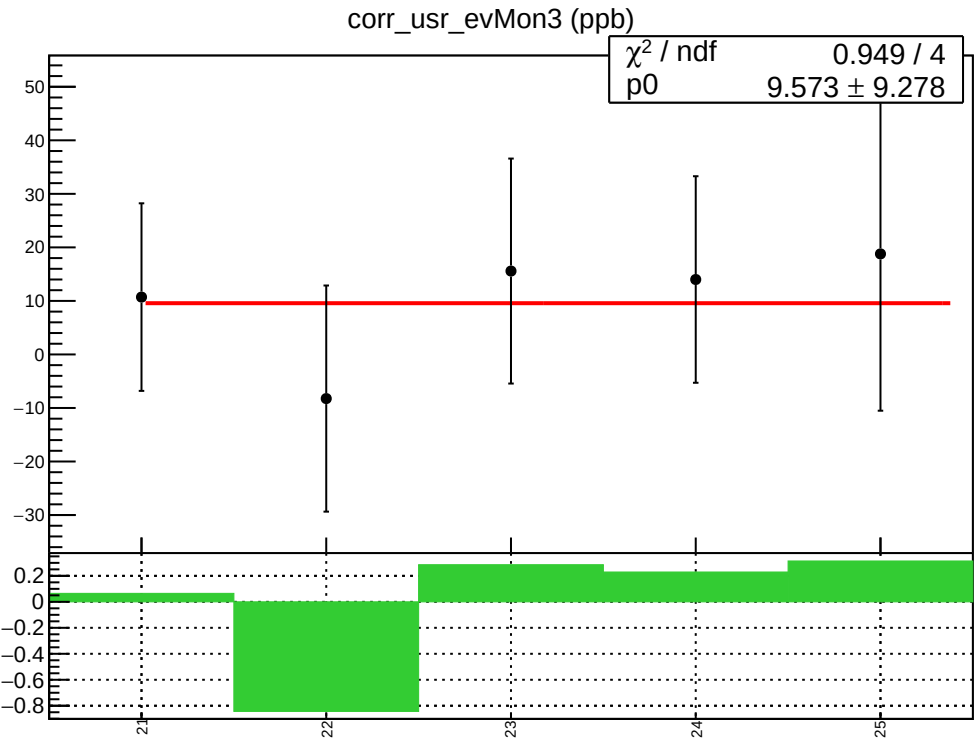
corr_usr_evMon3 (ppb)
χ² / ndf 0.949 / 4
p0 9.573 ± 9.278
50
40
30
20
10
0
−10
−20
−30
0.2
0
−0.2
−0.4
−0.6
−0.8
21
22
23
24
25

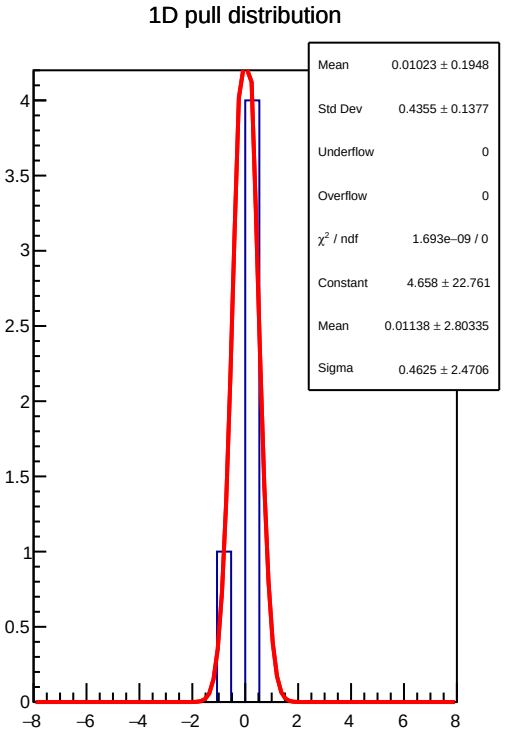
1D pull distribution
Mean 0.01023 ± 0.1948
Std Dev 0.4355 ± 0.1377
Underflow 0
Overflow 0
χ² / ndf 1.693e−09 / 0
Constant 4.658 ± 22.761
Mean 0.01138 ± 2.80335
Sigma 0.4625 ± 2.4706
4
3.5
3
2.5
2
1.5
1
0.5
0
−8
−6
−4
−2
0
2
4
6
8

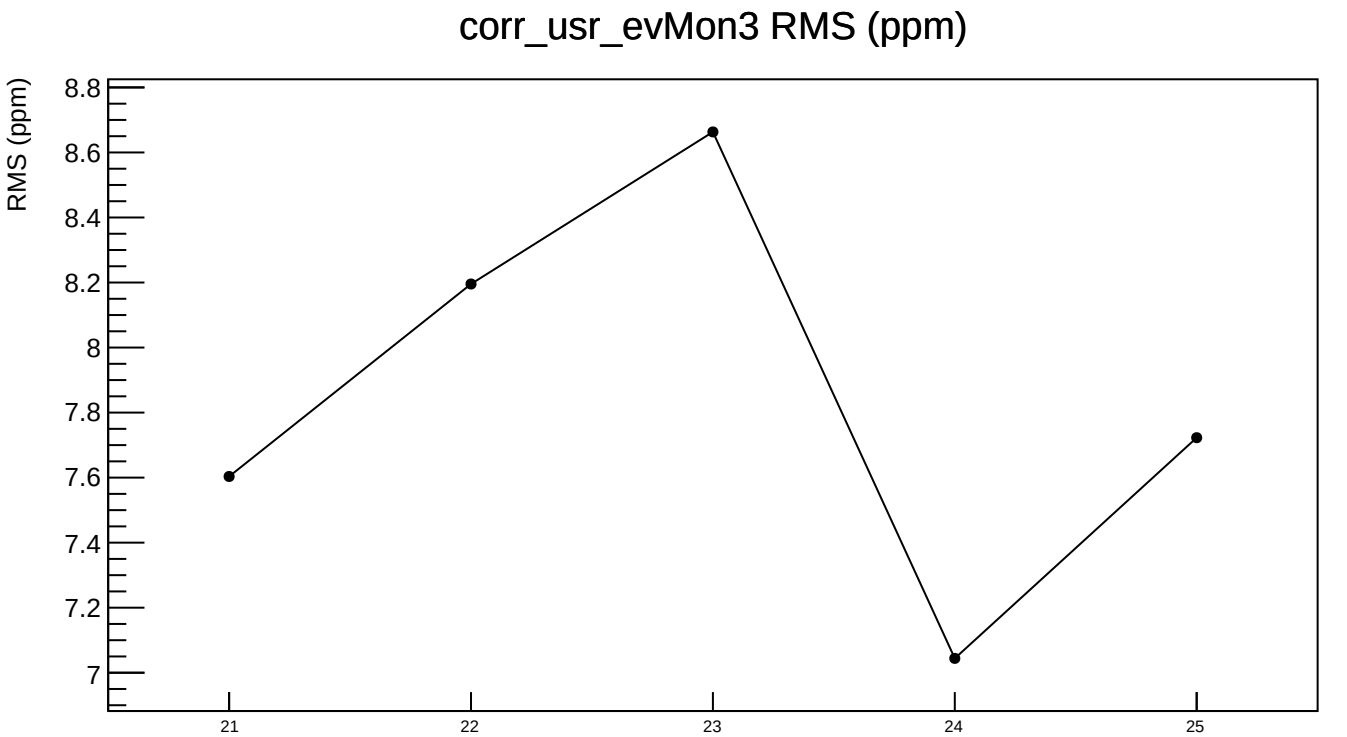
corr_usr_evMon3 RMS (ppm)
RMS (ppm)
8.8
8.6
8.4
8.2
8
7.8
7.6
7.4
7.2
7
21
22
23
24
25

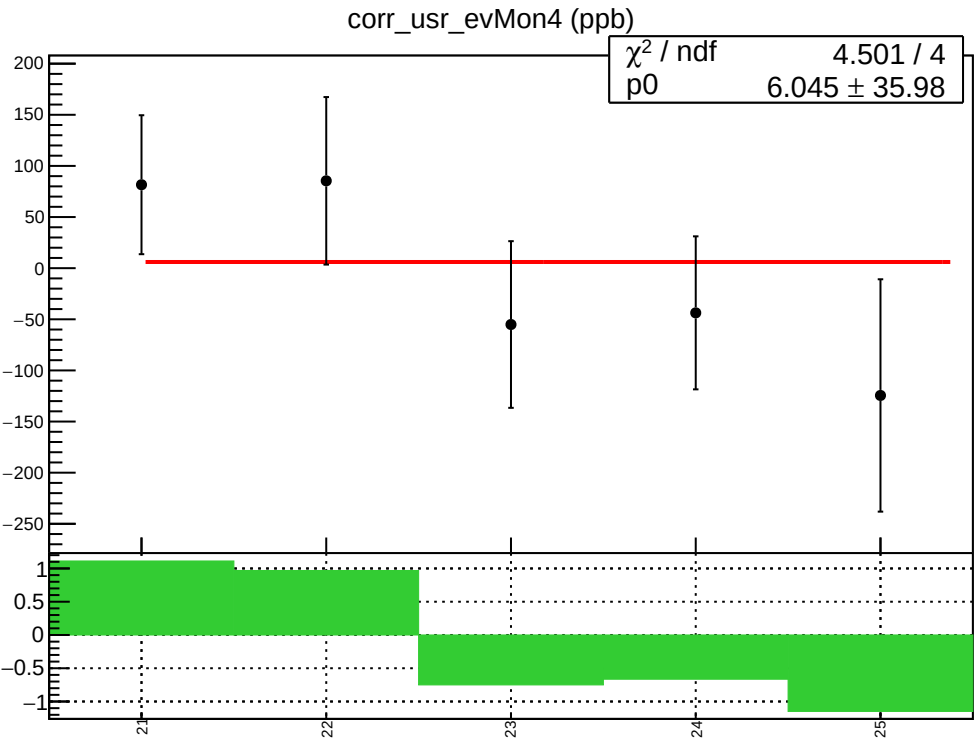
corr_usr_evMon4 (ppb)
χ² / ndf 4.501 / 4
p0 6.045 ± 35.98
200
150
100
50
0
−50
−100
−150
−200
−250
1
0.5
0
−0.5
−1
21
22
23
24
25

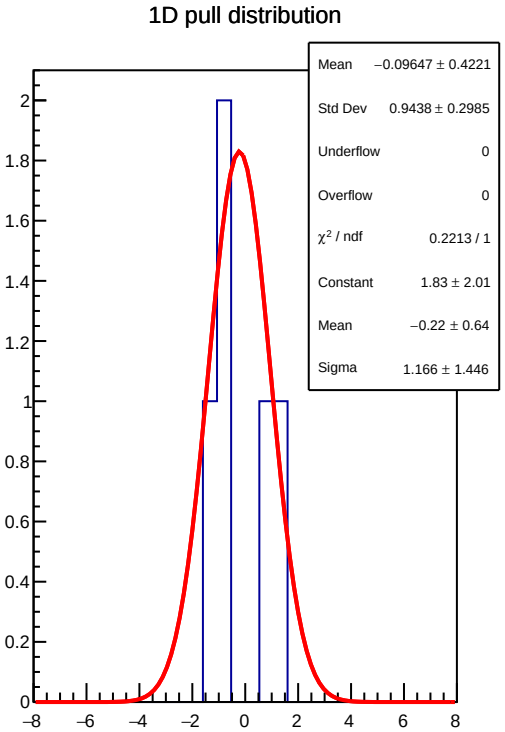
1D pull distribution
Mean −0.09647 ± 0.4221
Std Dev 0.9438 ± 0.2985
Underflow 0
Overflow 0
χ² / ndf 0.2213 / 1
Constant 1.83 ± 2.01
Mean −0.22 ± 0.64
Sigma 1.166 ± 1.446
2
1.8
1.6
1.4
1.2
1
0.8
0.6
0.4
0.2
0
−8
−6
−4
−2
0
2
4
6
8

corr_usr_evMon4 RMS (ppm)

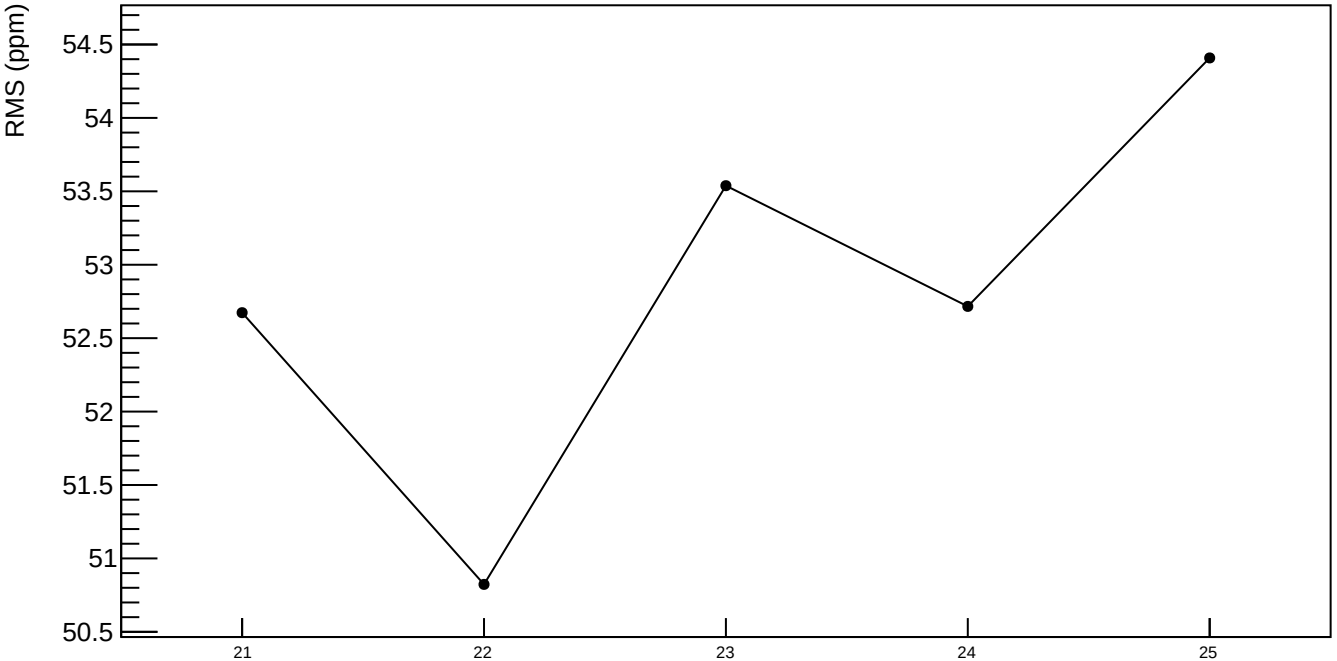

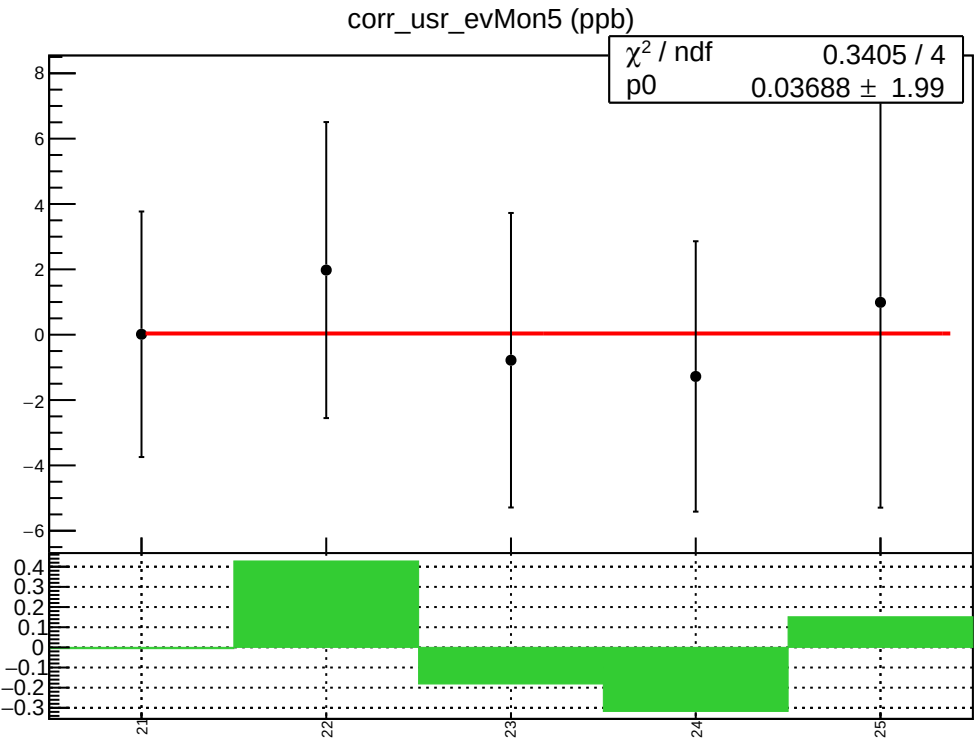
corr_usr_evMon5 (ppb)
χ² / ndf 0.3405 / 4
p0 0.03688 ± 1.99
21
22
23
24
25

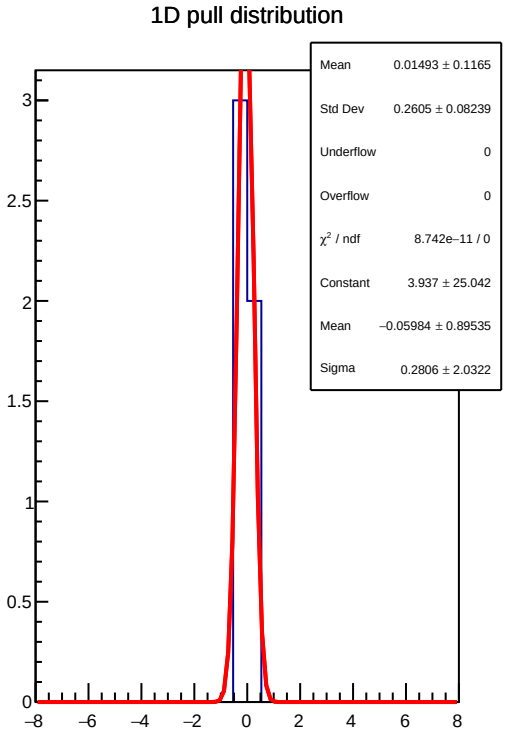
1D pull distribution
Mean 0.01493 ± 0.1165
Std Dev 0.2605 ± 0.08239
Underflow 0
Overflow 0
χ² / ndf 8.742e−11 / 0
Constant 3.937 ± 25.042
Mean −0.05984 ± 0.89535
Sigma 0.2806 ± 2.0322

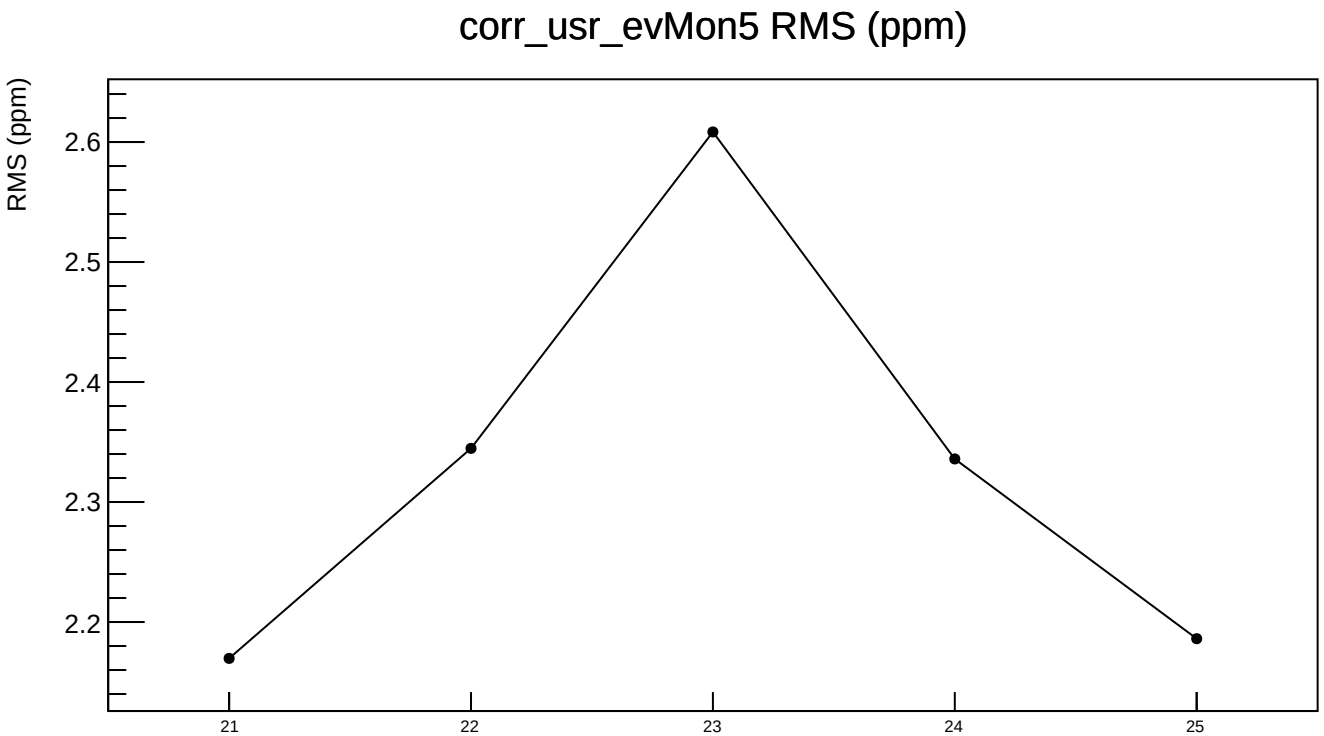
corr_usr_evMon5 RMS (ppm)
RMS (ppm)
2.6
2.5
2.4
2.3
2.2
21
22
23
24
25

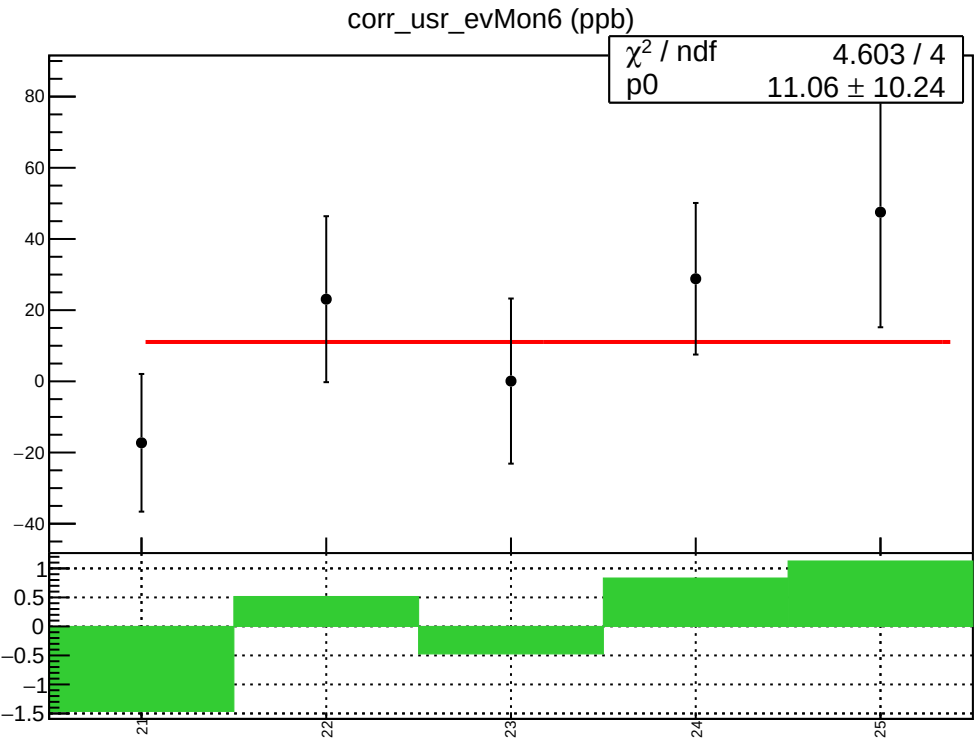
corr_usr_evMon6 (ppb)
χ² / ndf 4.603 / 4
p0 11.06 ± 10.24
80
60
40
20
0
−20
−40
1
0.5
0
−0.5
−1
−1.5
21
22
23
24
25

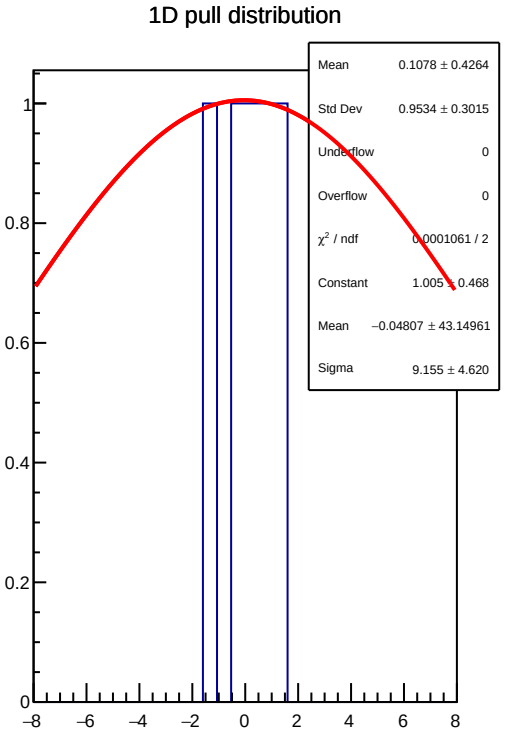
1D pull distribution
Mean 0.1078 ± 0.4264
Std Dev 0.9534 ± 0.3015
Underflow 0
Overflow 0
χ² / ndf 0.0001061 / 2
Constant 1.005 ± 0.468
Mean −0.04807 ± 43.14961
Sigma 9.155 ± 4.620
1
0.8
0.6
0.4
0.2
0
−8
−6
−4
−2
0
2
4
6
8

corr_usr_evMon6 RMS (ppm)

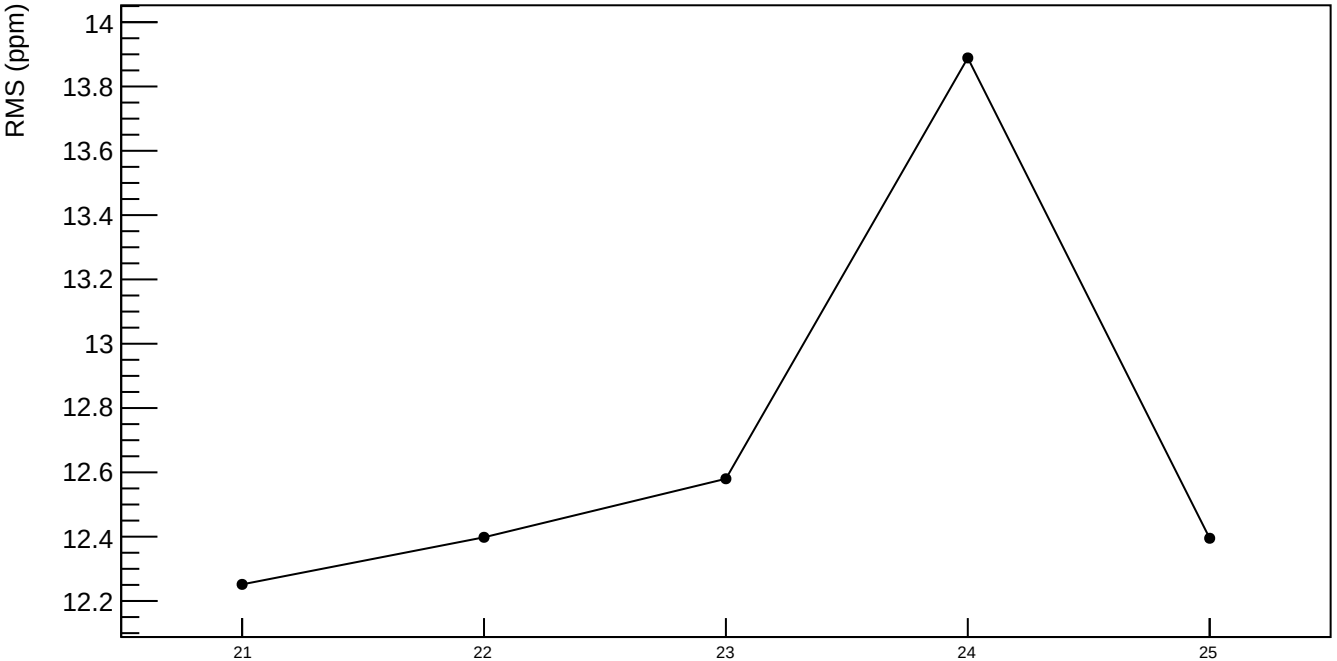

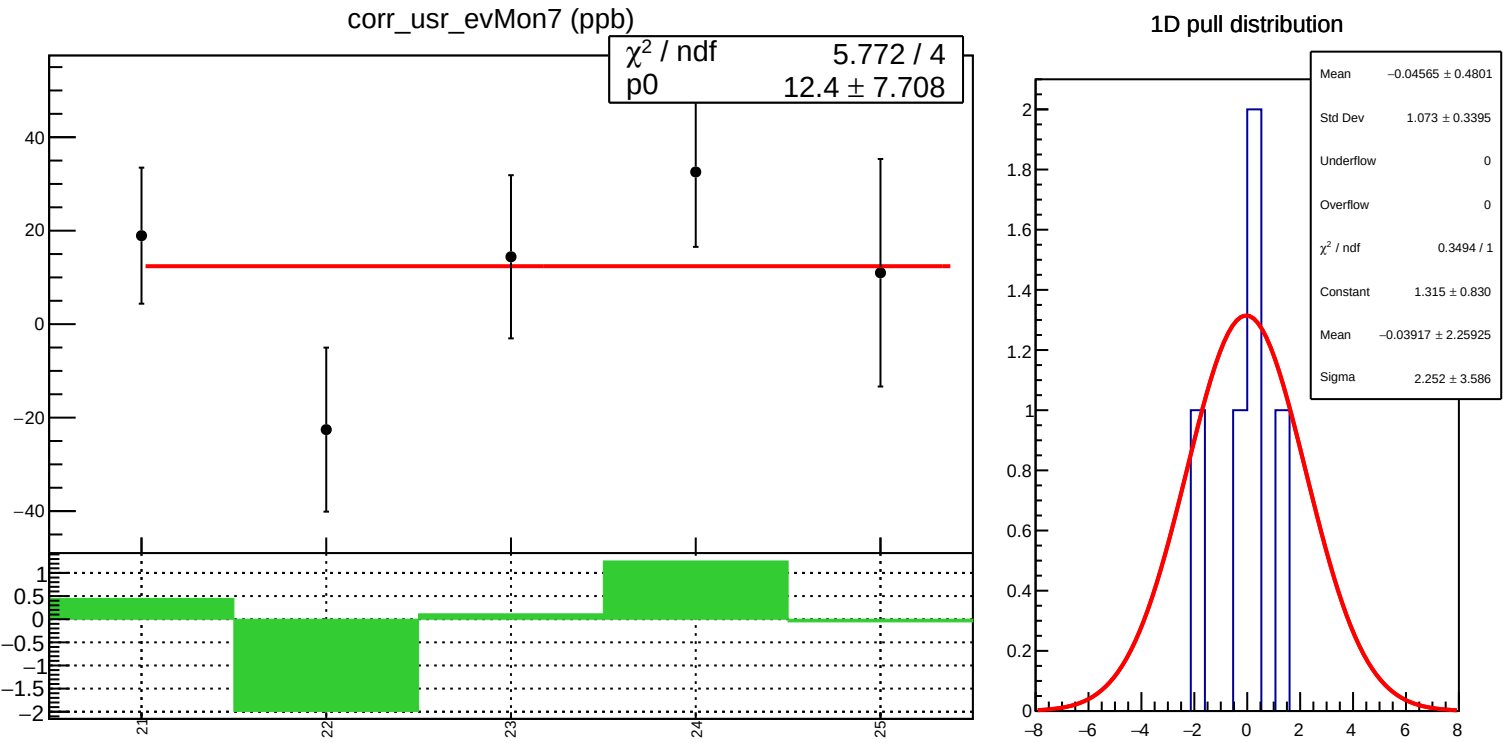
corr_usr_evMon7 (ppb)
χ² / ndf 5.772 / 4
p0 12.4 ± 7.708
1D pull distribution
Mean −0.04565 ± 0.4801
Std Dev 1.073 ± 0.3395
Underflow 0
Overflow 0
χ² / ndf 0.3494 / 1
Constant 1.315 ± 0.830
Mean −0.03917 ± 2.25925
Sigma 2.252 ± 3.586

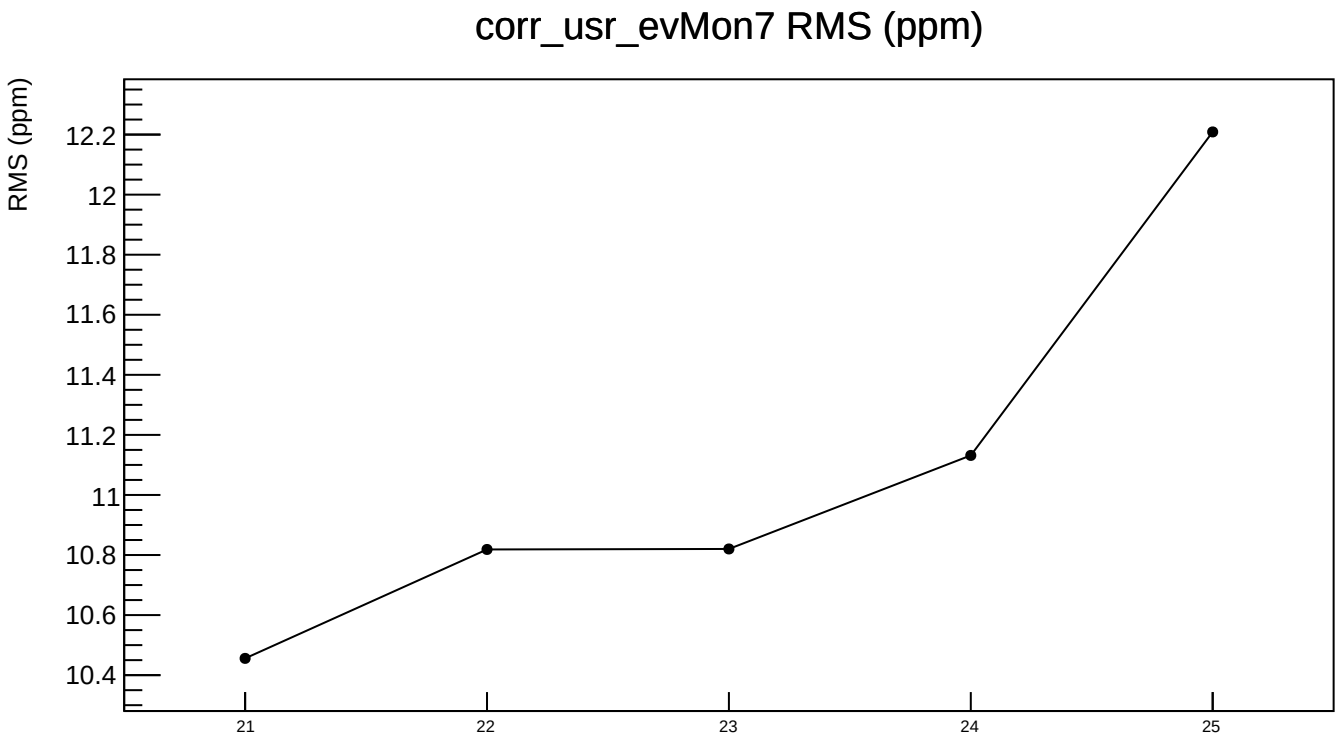
corr_usr_evMon7 RMS (ppm)
RMS (ppm)
12.2
12
11.8
11.6
11.4
11.2
11
10.8
10.6
10.4
21
22
23
24
25

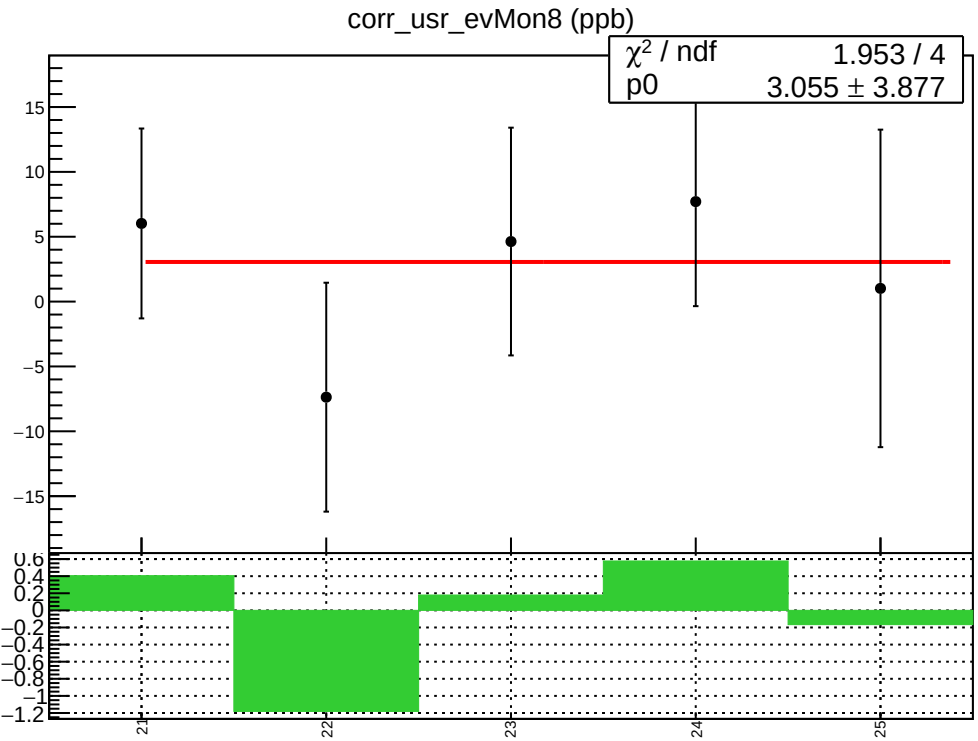
corr_usr_evMon8 (ppb)
χ² / ndf 1.953 / 4
p0 3.055 ± 3.877
15
10
5
0
−5
−10
−15
0.6
0.4
0.2
0
−0.2
−0.4
−0.6
−0.8
−1
−1.2
21
22
23
24
25

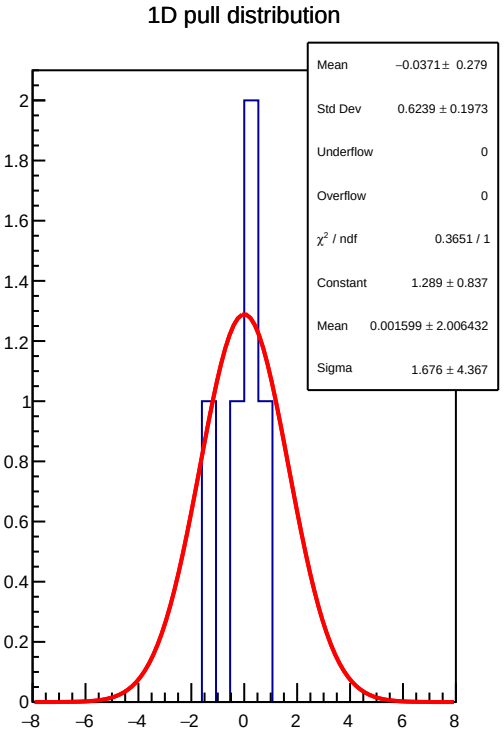
1D pull distribution
Mean −0.0371 ± 0.279
Std Dev 0.6239 ± 0.1973
Underflow 0
Overflow 0
χ² / ndf 0.3651 / 1
Constant 1.289 ± 0.837
Mean 0.001599 ± 2.006432
Sigma 1.676 ± 4.367
2
1.8
1.6
1.4
1.2
1
0.8
0.6
0.4
0.2
0
−8
−6
−4
−2
0
2
4
6
8

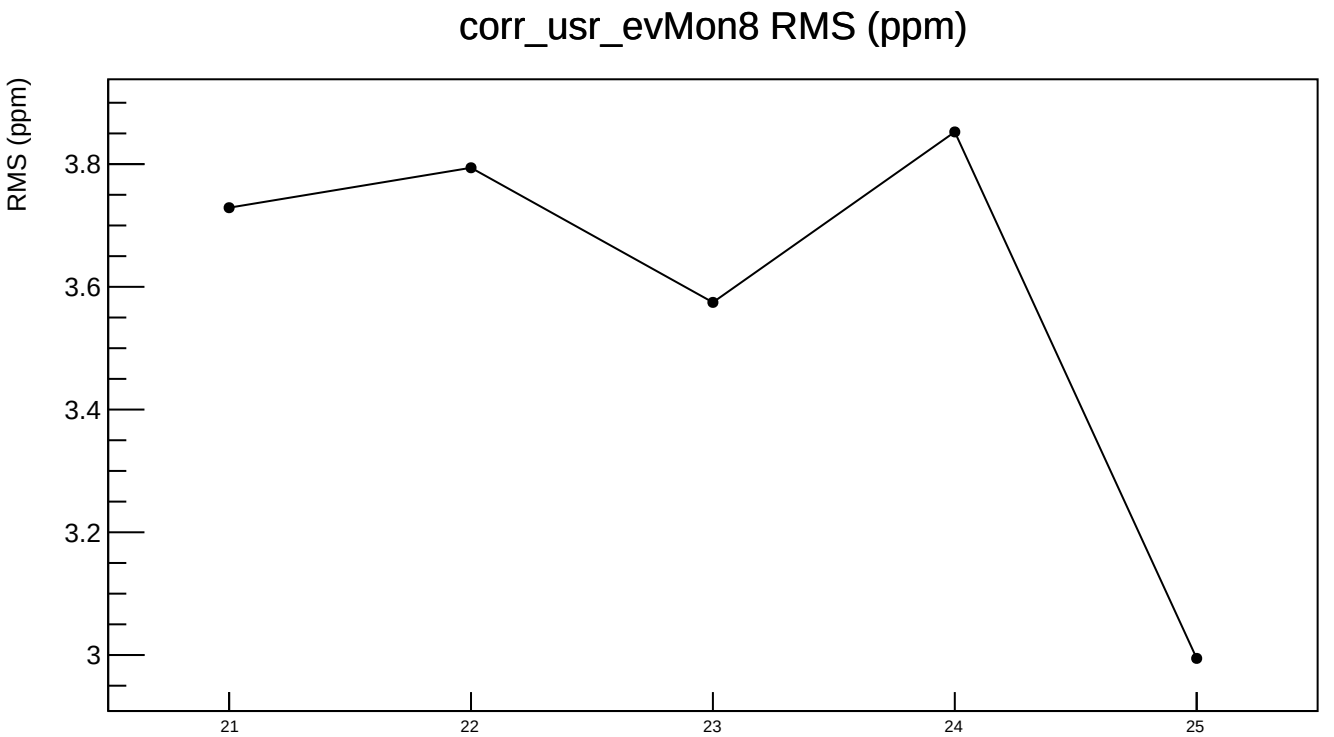
corr_usr_evMon8 RMS (ppm)
RMS (ppm)
3.8
3.6
3.4
3.2
3
21
22
23
24
25

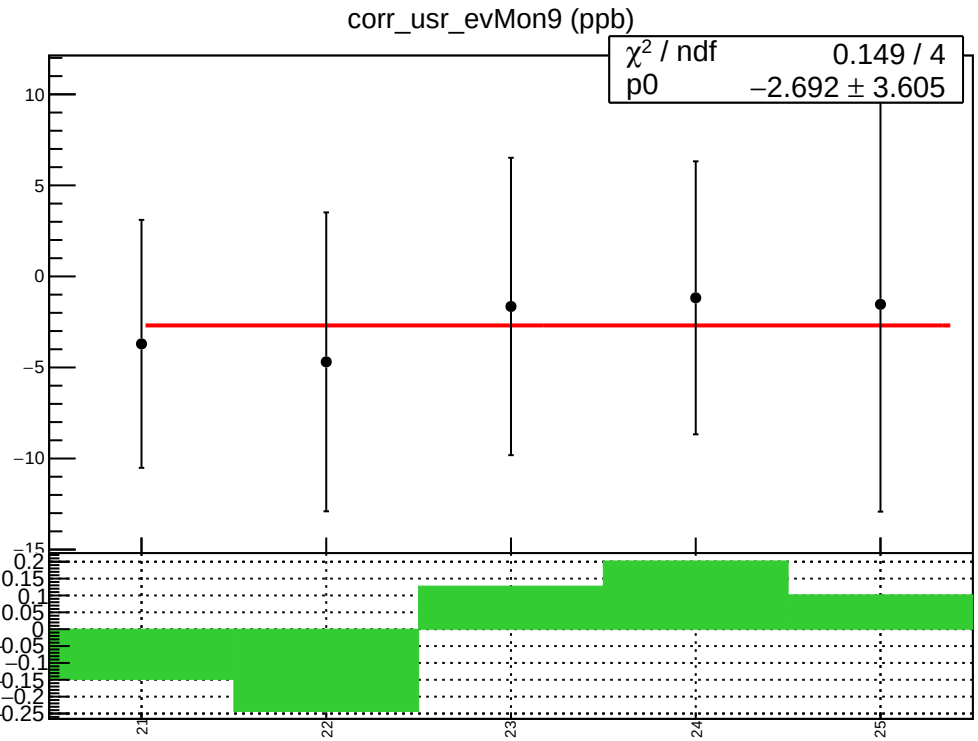
corr_usr_evMon9 (ppb)
χ² / ndf 0.149 / 4
p0 −2.692 ± 3.605
10
5
0
−5
−10
−15
0.2
0.15
0.1
0.05
0
−0.05
−0.1
−0.15
−0.2
−0.25
21
22
23
24
25

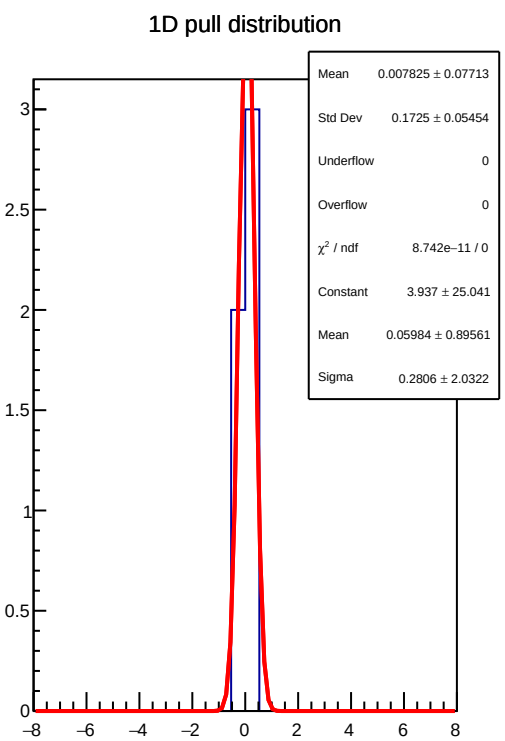
1D pull distribution
Mean 0.007825 ± 0.07713
Std Dev 0.1725 ± 0.05454
Underflow 0
Overflow 0
χ² / ndf 8.742e−11 / 0
Constant 3.937 ± 25.041
Mean 0.05984 ± 0.89561
Sigma 0.2806 ± 2.0322
3
2.5
2
1.5
1
0.5
0
−8
−6
−4
−2
0
2
4
6
8

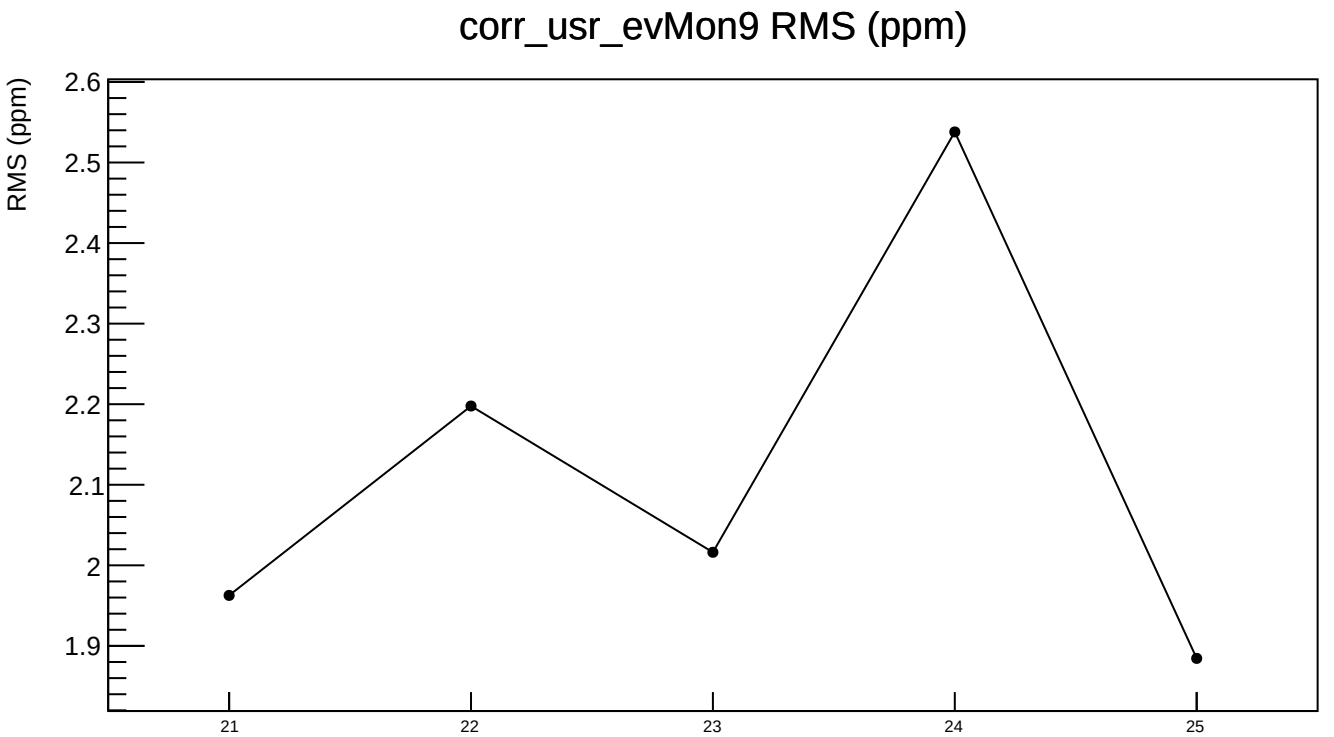
corr_usr_evMon9 RMS (ppm)
RMS (ppm)
2.6
2.5
2.4
2.3
2.2
2.1
2
1.9
21
22
23
24
25

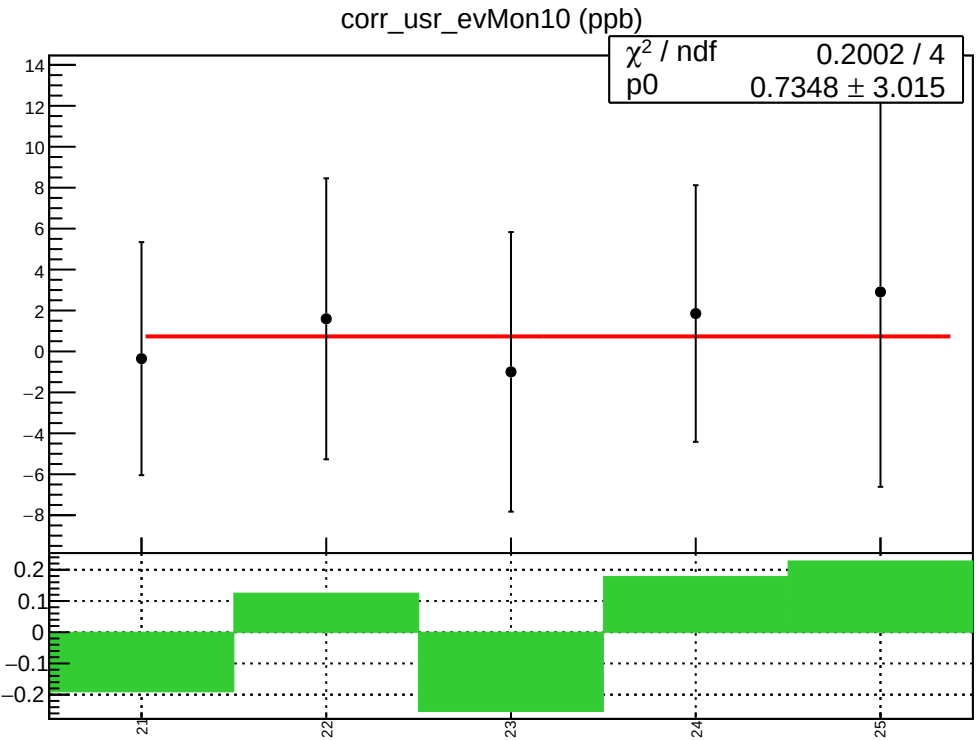
corr_usr_evMon10 (ppb)
χ² / ndf 0.2002 / 4
p0 0.7348 ± 3.015
14
12
10
8
6
4
2
0
−2
−4
−6
−8
0.2
0.1
0
−0.1
−0.2
21
22
23
24
25

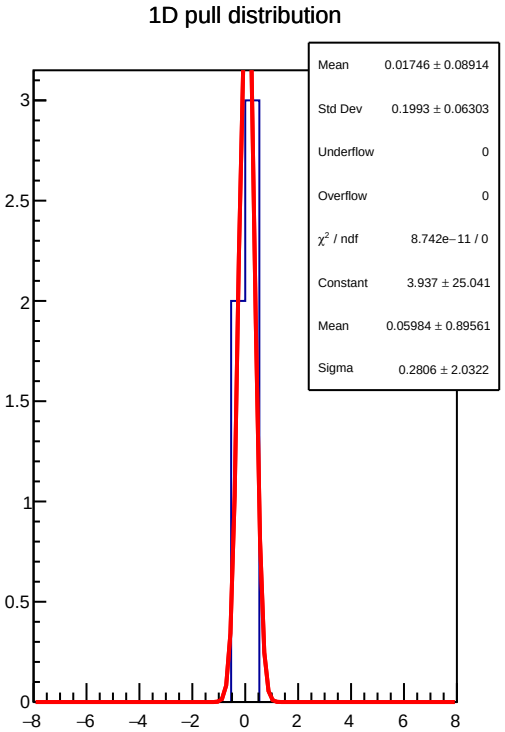
1D pull distribution
Mean 0.01746 ± 0.08914
Std Dev 0.1993 ± 0.06303
Underflow 0
Overflow 0
χ² / ndf 8.742e−11 / 0
Constant 3.937 ± 25.041
Mean 0.05984 ± 0.89561
Sigma 0.2806 ± 2.0322
3
2.5
2
1.5
1
0.5
0
−8
−6
−4
−2
0
2
4
6
8

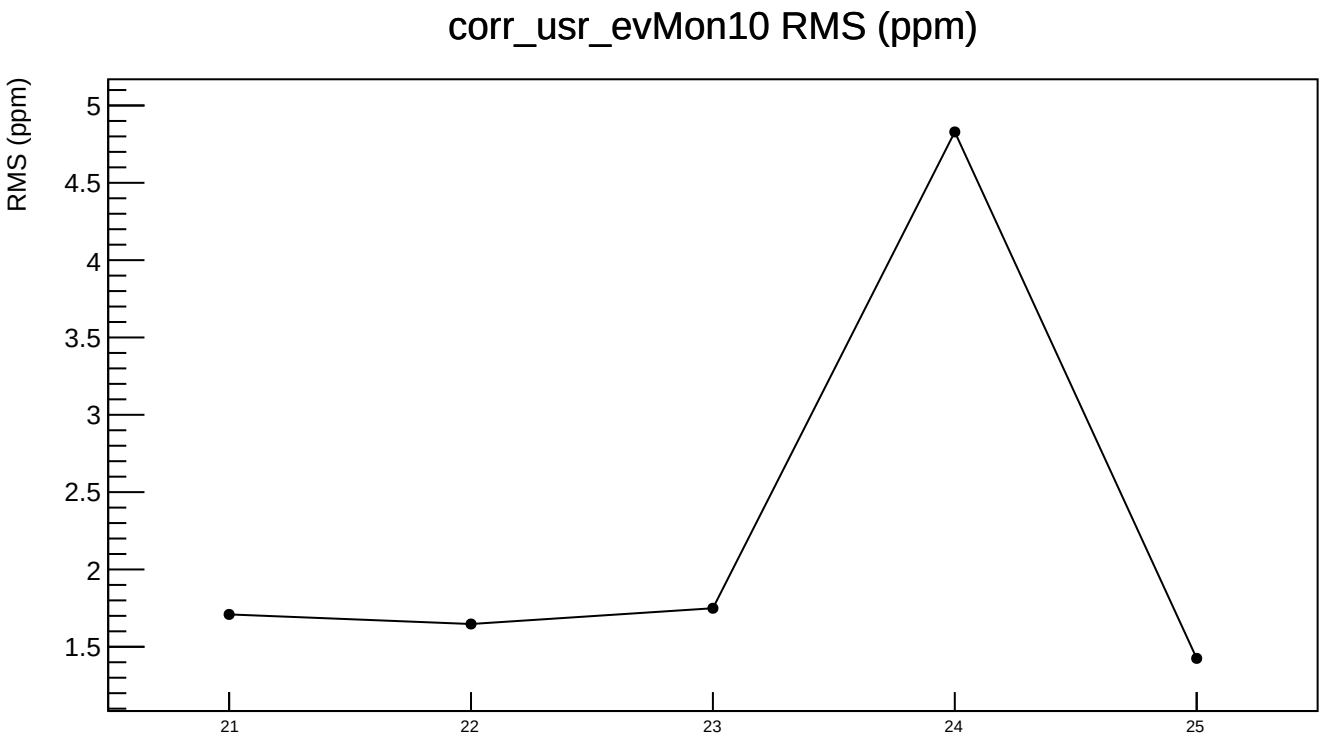
corr_usr_evMon10 RMS (ppm)
RMS (ppm)
5
4.5
4
3.5
3
2.5
2
1.5
21
22
23
24
25

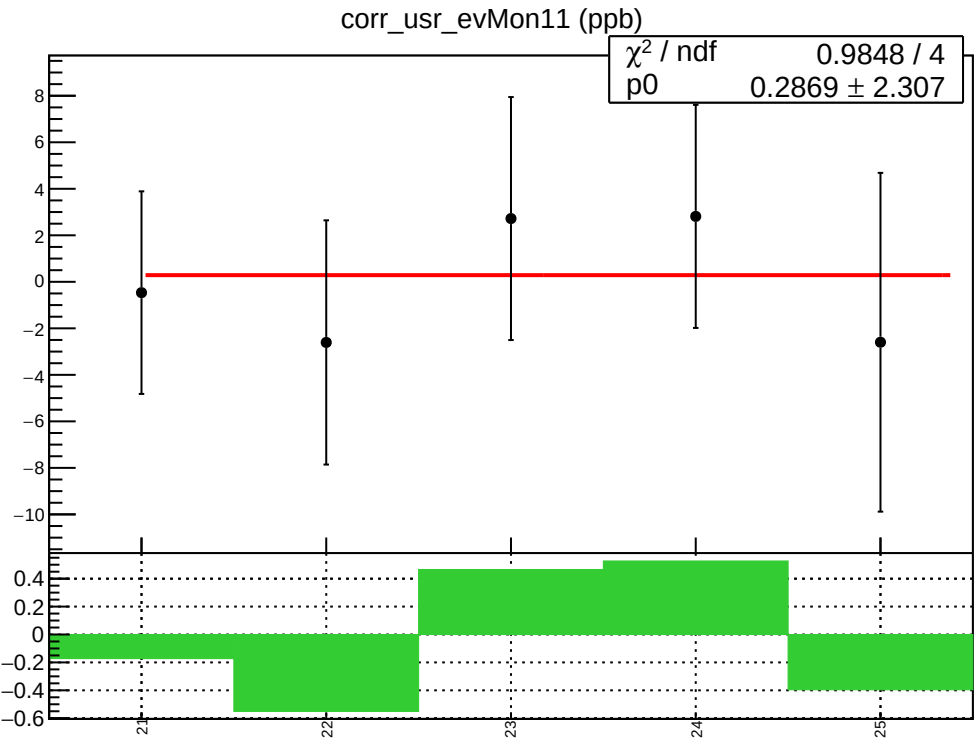
corr_usr_evMon11 (ppb)
χ² / ndf 0.9848 / 4
p0 0.2869 ± 2.307
21
22
23
24
25

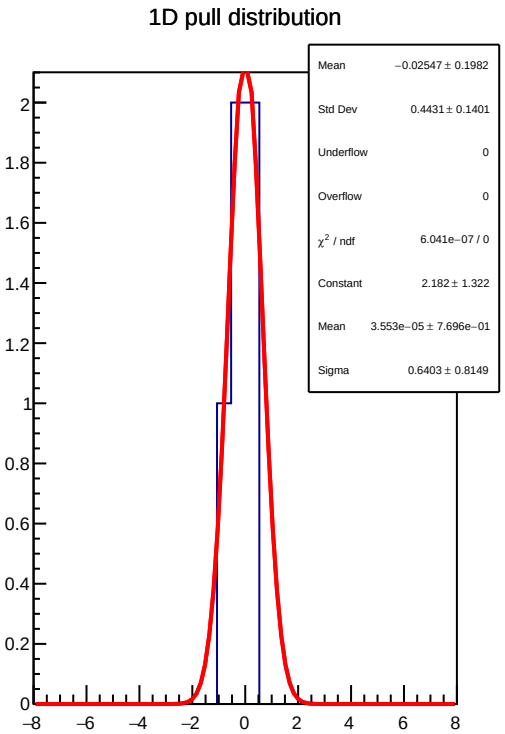
1D pull distribution
Mean −0.02547 ± 0.1982
Std Dev 0.4431 ± 0.1401
Underflow 0
Overflow 0
χ² / ndf 6.041e−07 / 0
Constant 2.182 ± 1.322
Mean 3.553e−05 ± 7.696e−01
Sigma 0.6403 ± 0.8149
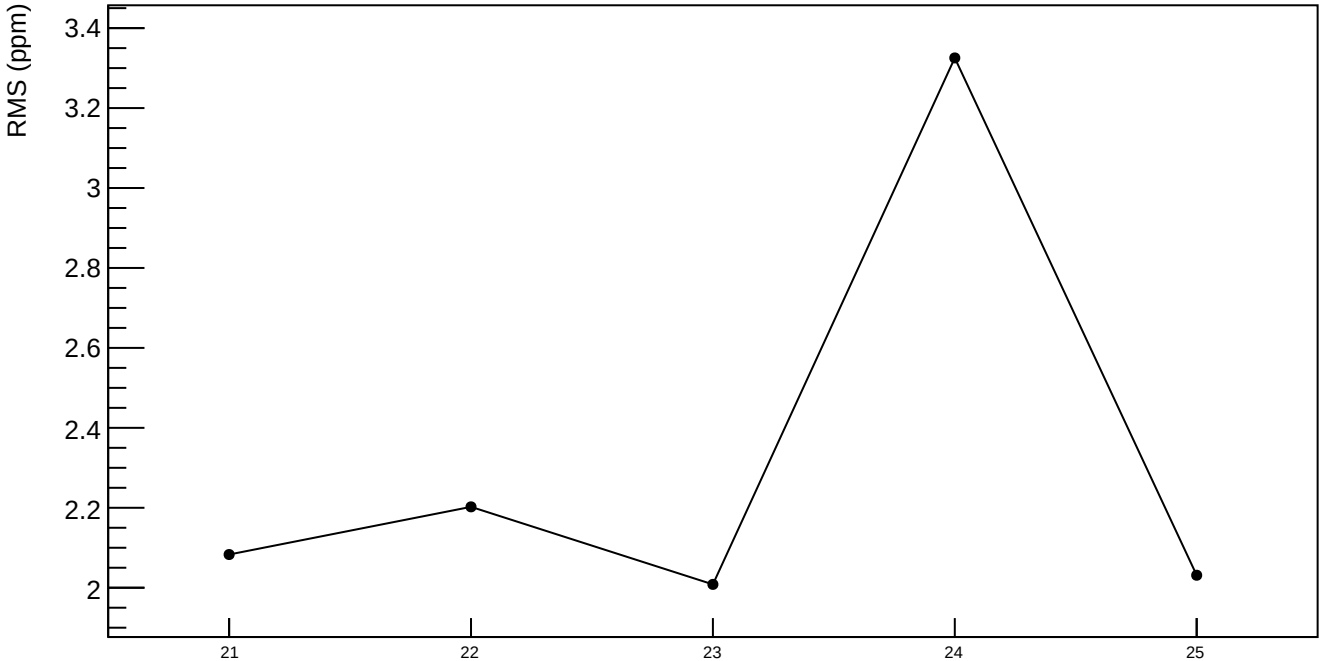
corr_usr_evMon11 RMS (ppm)