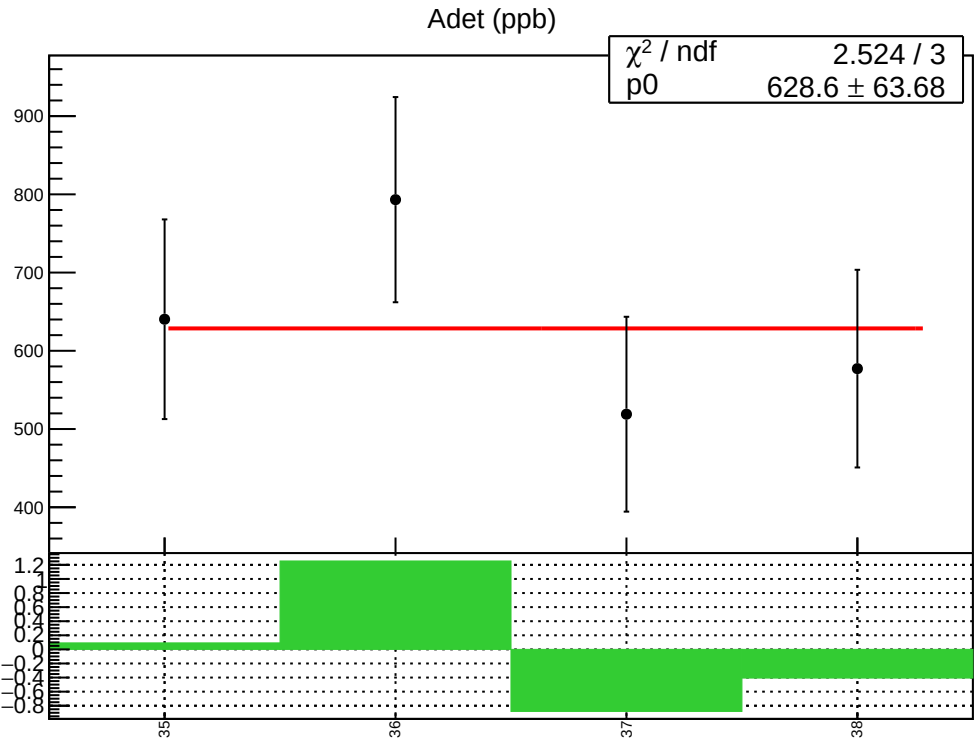
Adet (ppb)
χ² / ndf 2.524 / 3
p0 628.6 ± 63.68
900
800
700
600
500
400
1.2
1
0.8
0.6
0.4
0.2
0
−0.2
−0.4
−0.6
−0.8
35
36
37
38

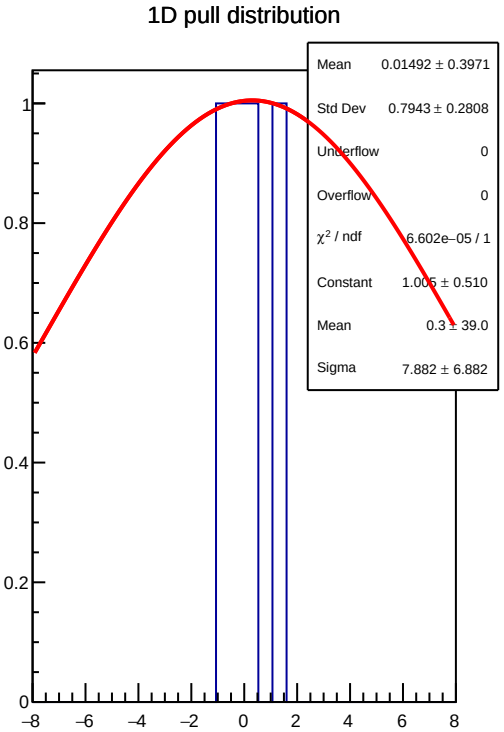
1D pull distribution
Mean 0.01492 ± 0.3971
Std Dev 0.7943 ± 0.2808
Underflow 0
Overflow 0
χ² / ndf 6.602e−05 / 1
Constant 1.005 ± 0.510
Mean 0.3 ± 39.0
Sigma 7.882 ± 6.882
1
0.8
0.6
0.4
0.2
0
−8
−6
−4
−2
0
2
4
6
8

Adet RMS (ppm)

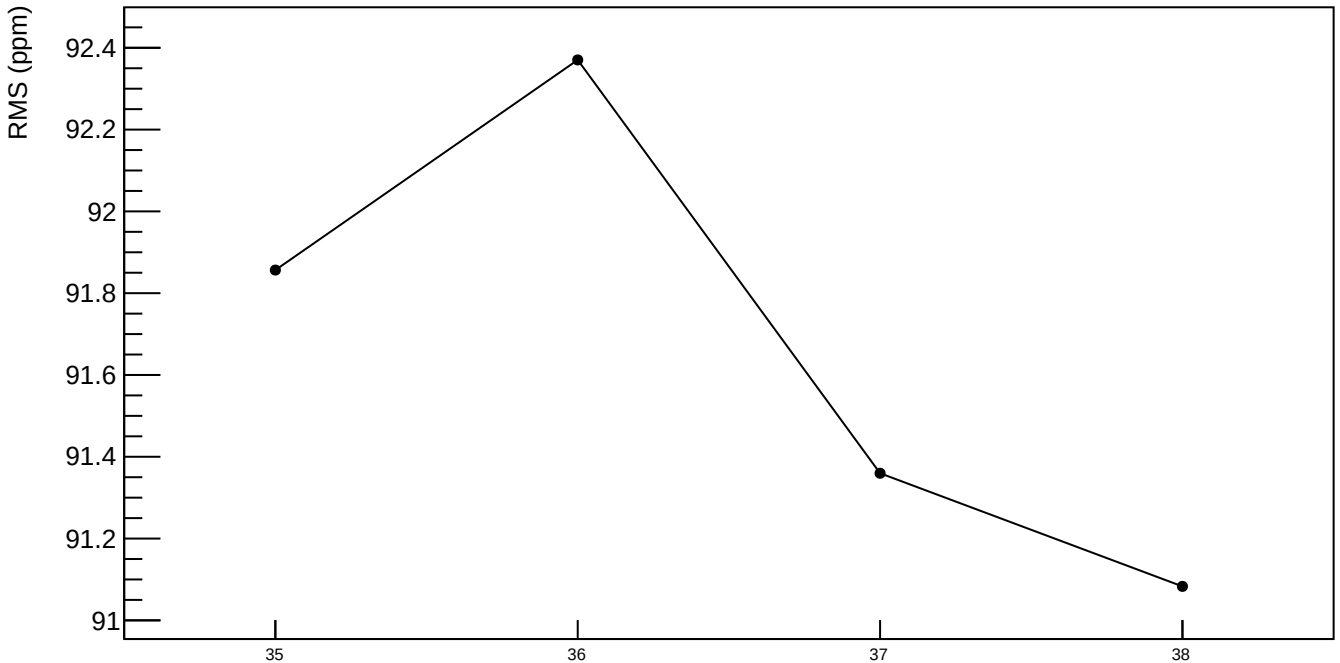

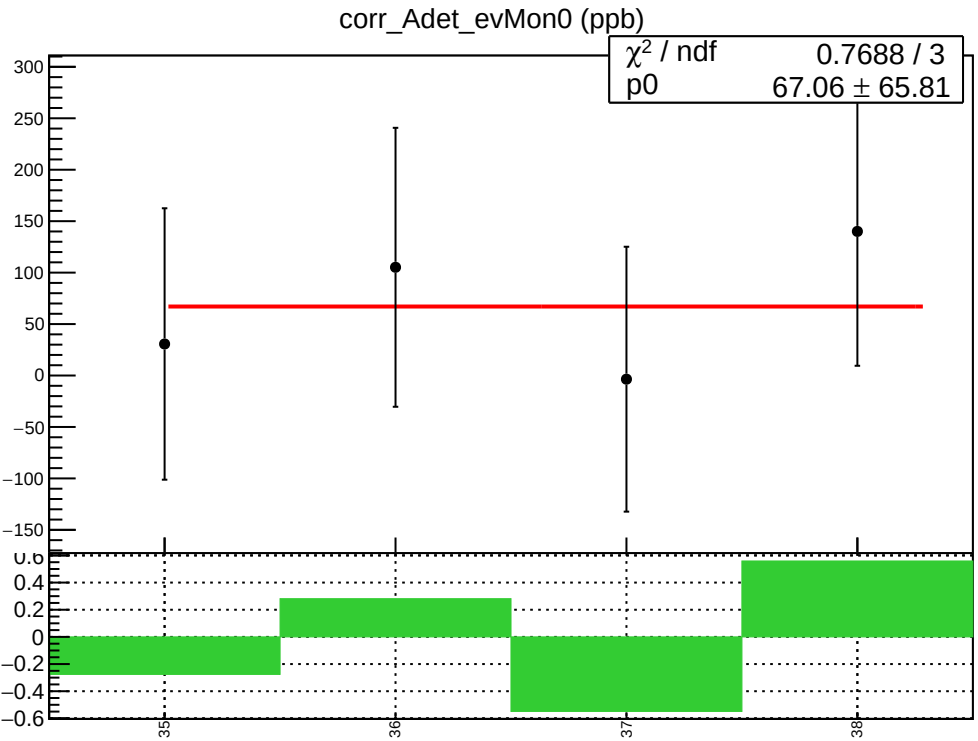
corr_Adet_evMon0 (ppb)
χ² / ndf 0.7688 / 3
p0 67.06 ± 65.81
300
250
200
150
100
50
0
−50
−100
−150
0.6
0.4
0.2
0
−0.2
−0.4
−0.6
35
36
37
38

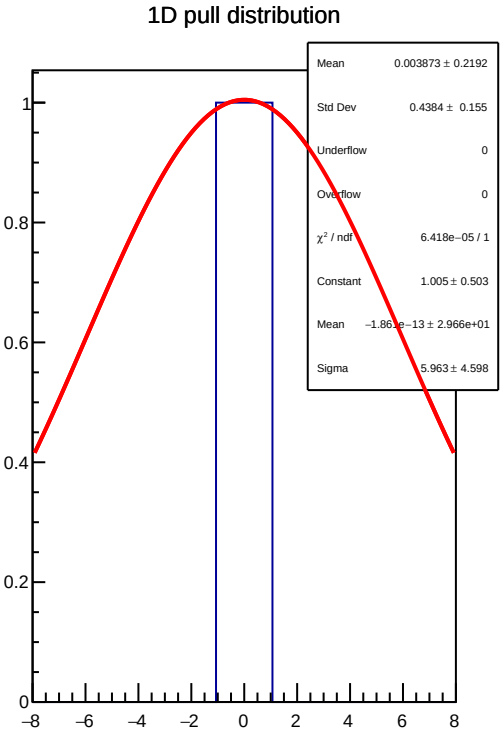
1D pull distribution
Mean 0.003873 ± 0.2192
Std Dev 0.4384 ± 0.155
Underflow 0
Overflow 0
χ² / ndf 6.418e−05 / 1
Constant 1.005 ± 0.503
Mean −1.861e−13 ± 2.966e+01
Sigma 5.963 ± 4.598
1
0.8
0.6
0.4
0.2
0
−8
−6
−4
−2
0
2
4
6
8

corr_Adet_evMon0 RMS (ppm)

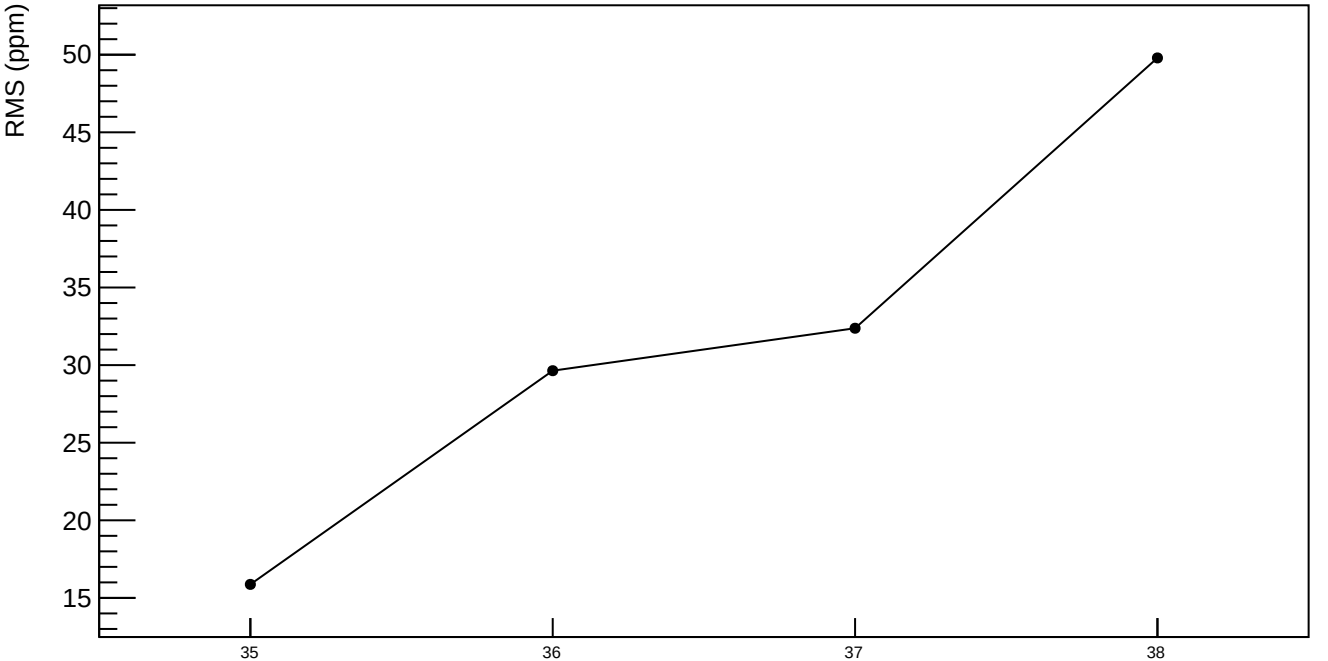

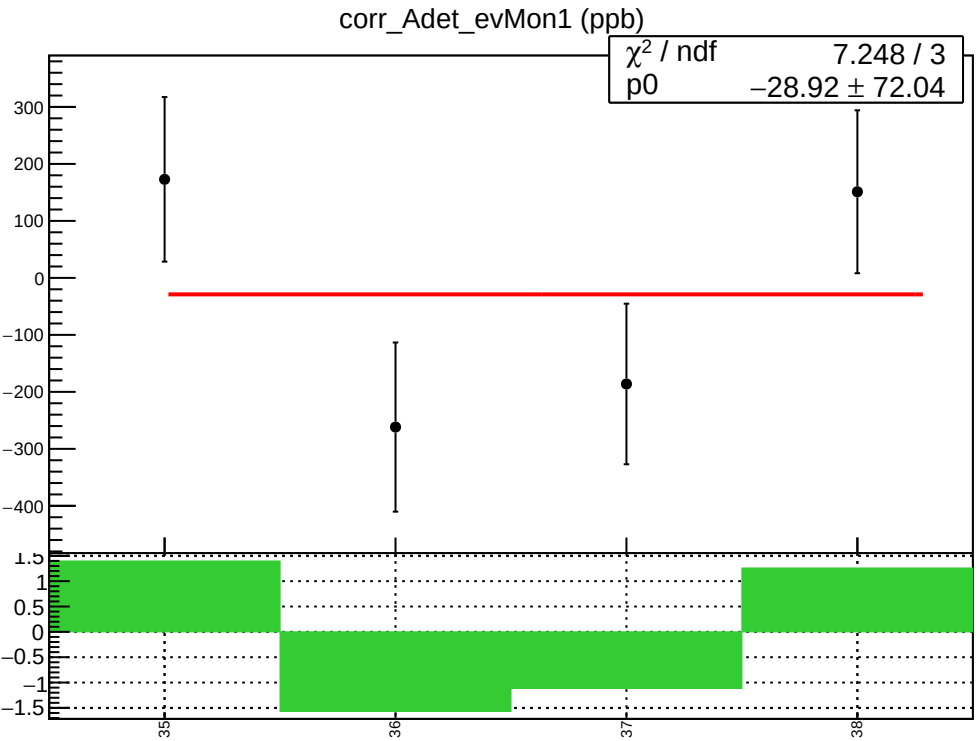
corr_Adet_evMon1 (ppb)
χ² / ndf 7.248 / 3
p0 −28.92 ± 72.04
300
200
100
0
−100
−200
−300
−400
1.5
1
0.5
0
−0.5
−1
−1.5
35
36
37
38

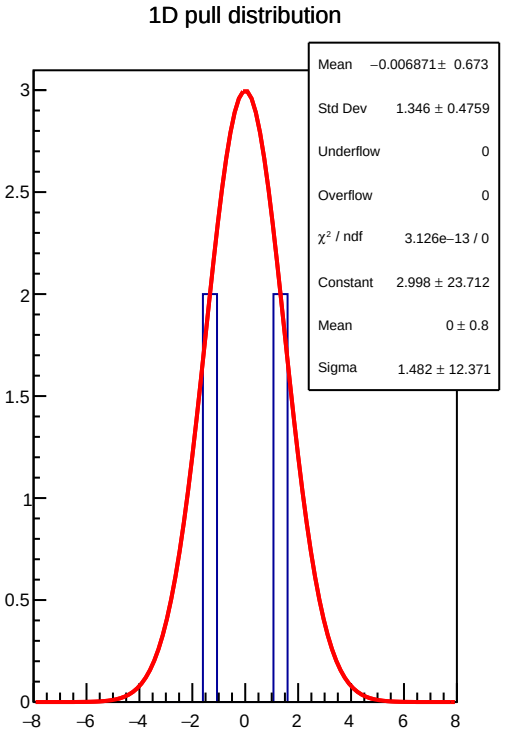
1D pull distribution
Mean −0.006871 ± 0.673
Std Dev 1.346 ± 0.4759
Underflow 0
Overflow 0
χ² / ndf 3.126e−13 / 0
Constant 2.998 ± 23.712
Mean 0 ± 0.8
Sigma 1.482 ± 12.371
3
2.5
2
1.5
1
0.5
0
−8
−6
−4
−2
0
2
4
6
8

corr_Adet_evMon1 RMS (ppm)

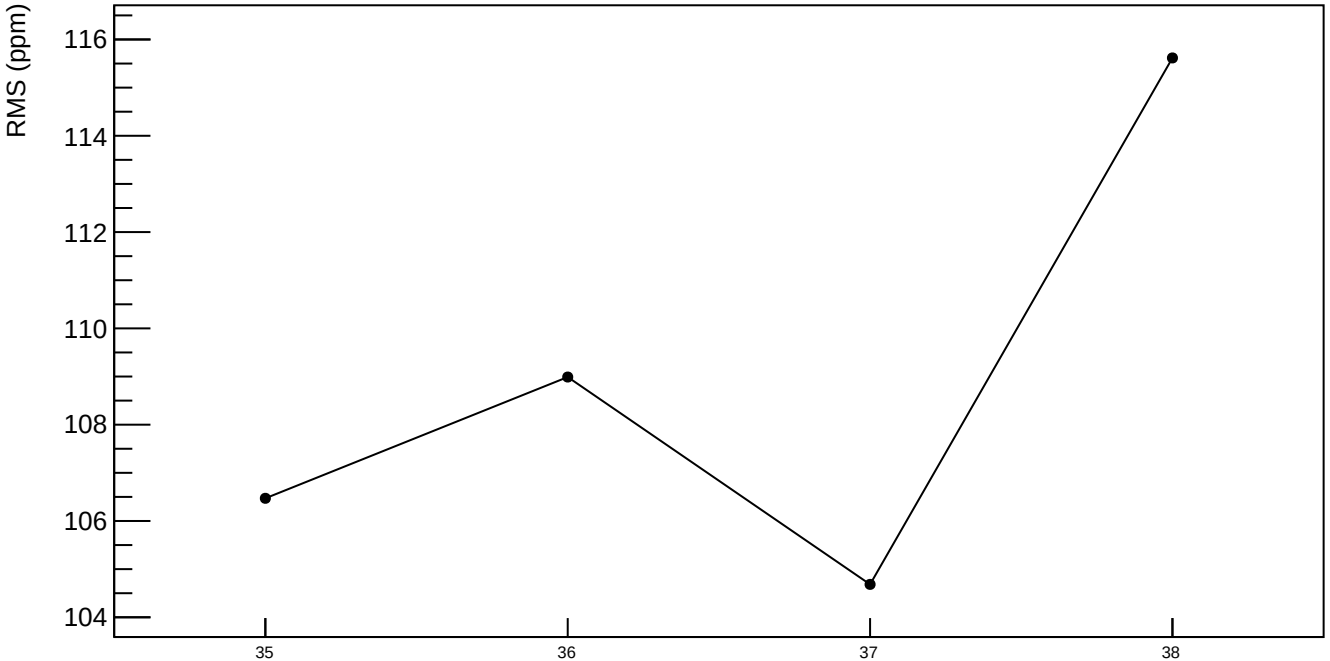

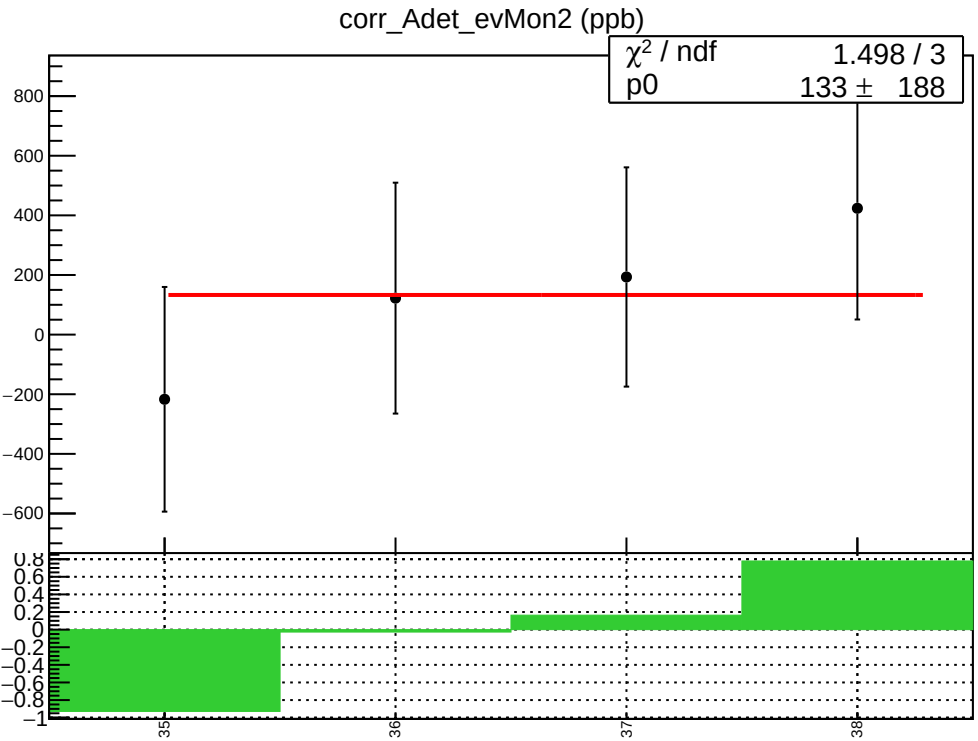
corr_Adet_evMon2 (ppb)
χ² / ndf 1.498 / 3
p0 133 ± 188
800
600
400
200
0
−200
−400
−600
0.8
0.6
0.4
0.2
0
−0.2
−0.4
−0.6
−0.8
−1
35
36
37
38

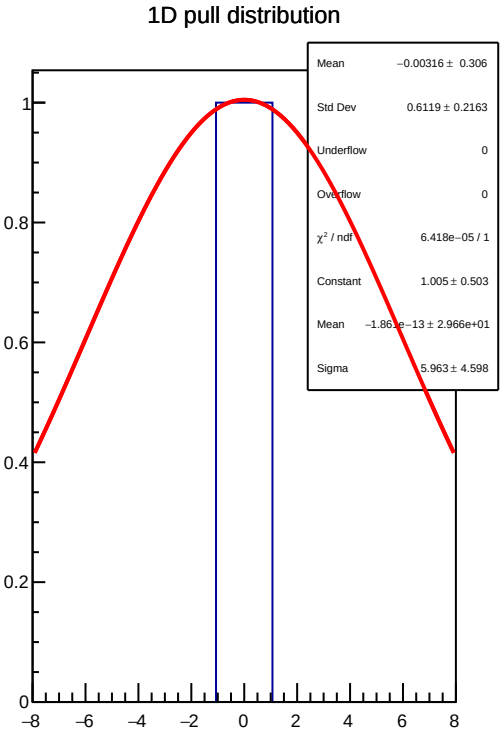
1D pull distribution
Mean −0.00316 ± 0.306
Std Dev 0.6119 ± 0.2163
Underflow 0
Overflow 0
χ² / ndf 6.418e−05 / 1
Constant 1.005 ± 0.503
Mean −1.861e−13 ± 2.966e+01
Sigma 5.963 ± 4.598
1
0.8
0.6
0.4
0.2
0
−8
−6
−4
−2
0
2
4
6
8

corr_Adet_evMon2 RMS (ppm)

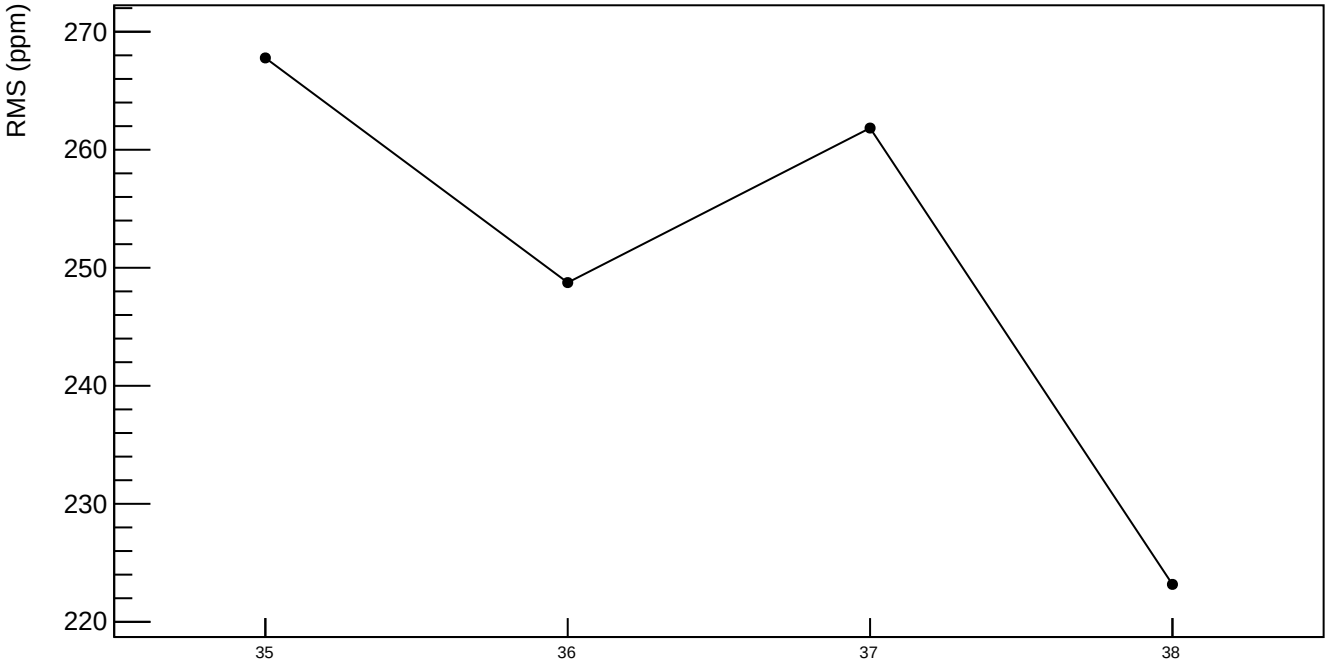

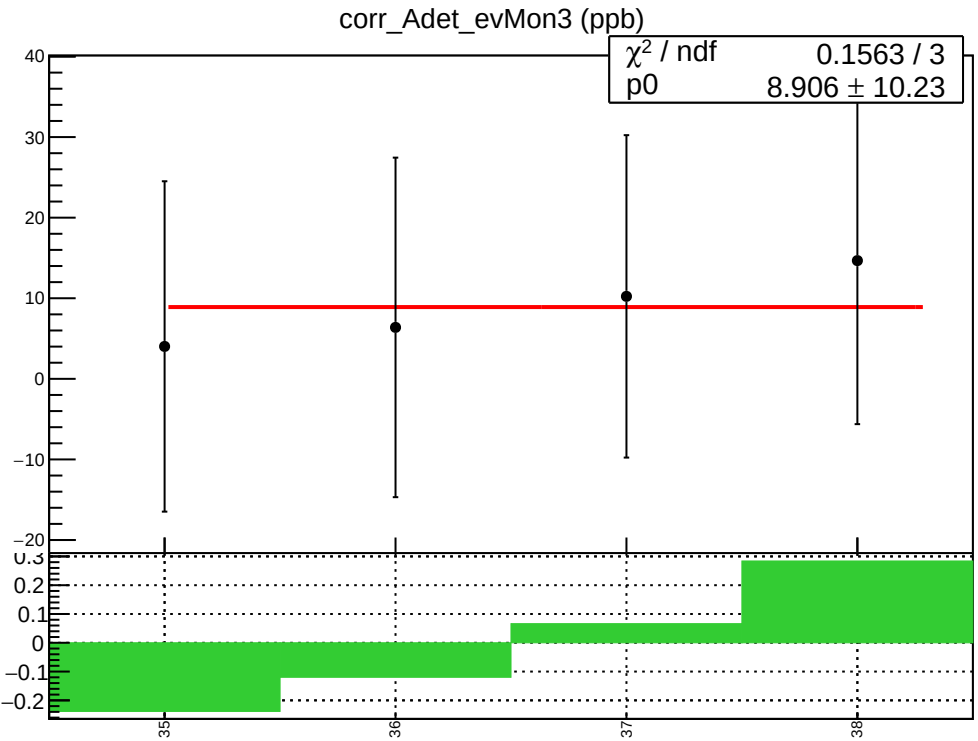
corr_Adet_evMon3 (ppb)
χ² / ndf 0.1563 / 3
p0 8.906 ± 10.23
40
30
20
10
0
−10
−20
0.3
0.2
0.1
0
−0.1
−0.2
35
36
37
38

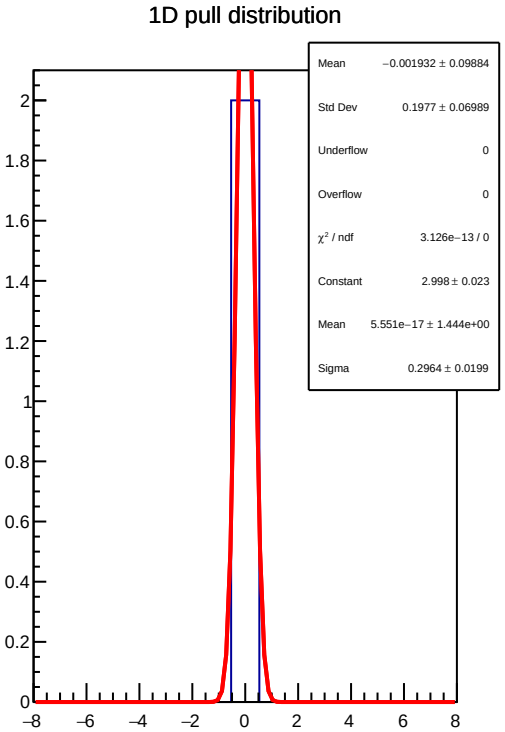
1D pull distribution
Mean −0.001932 ± 0.09884
Std Dev 0.1977 ± 0.06989
Underflow 0
Overflow 0
χ² / ndf 3.126e−13 / 0
Constant 2.998 ± 0.023
Mean 5.551e−17 ± 1.444e+00
Sigma 0.2964 ± 0.0199
2
1.8
1.6
1.4
1.2
1
0.8
0.6
0.4
0.2
0
−8
−6
−4
−2
0
2
4
6
8

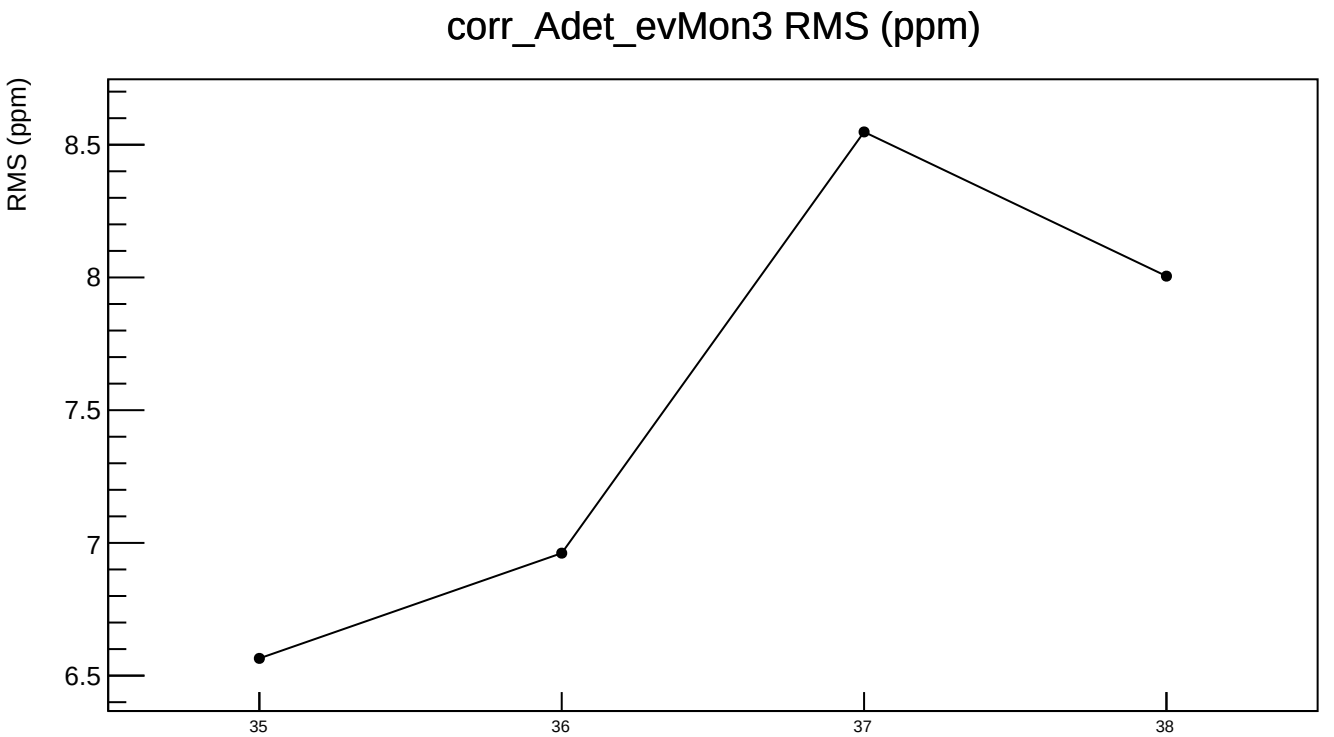
corr_Adet_evMon3 RMS (ppm)
RMS (ppm)
8.5
8
7.5
7
6.5
35
36
37
38

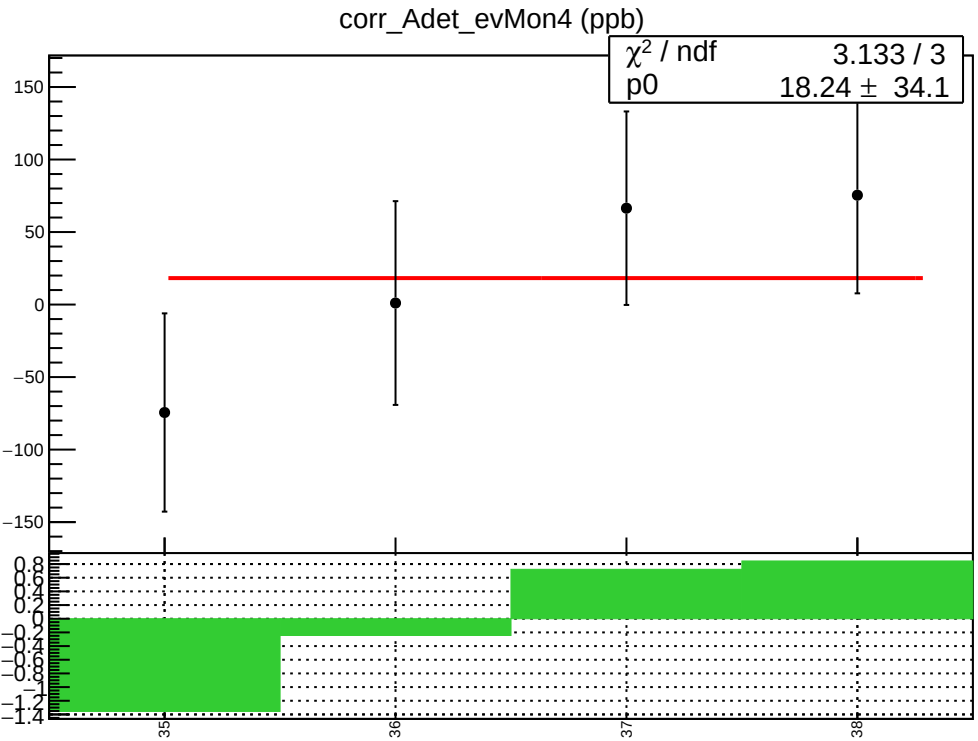
corr_Adet_evMon4 (ppb)
χ² / ndf 3.133 / 3
p0 18.24 ± 34.1
150
100
50
0
−50
−100
−150
0.8
0.6
0.4
0.2
0
−0.2
−0.4
−0.6
−0.8
−1
−1.2
−1.4
35
36
37
38

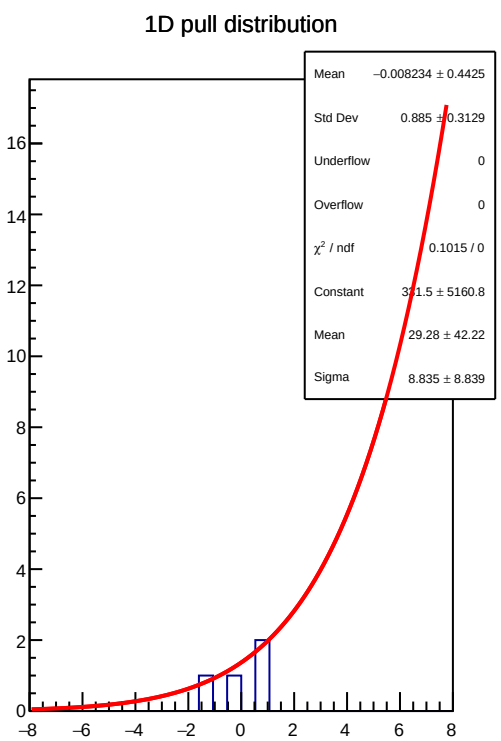
1D pull distribution
Mean −0.008234 ± 0.4425
Std Dev 0.885 ± 0.3129
Underflow 0
Overflow 0
χ² / ndf 0.1015 / 0
Constant 331.5 ± 5160.8
Mean 29.28 ± 42.22
Sigma 8.835 ± 8.839
16
14
12
10
8
6
4
2
0
−8
−6
−4
−2
0
2
4
6
8

corr_Adet_evMon4 RMS (ppm)

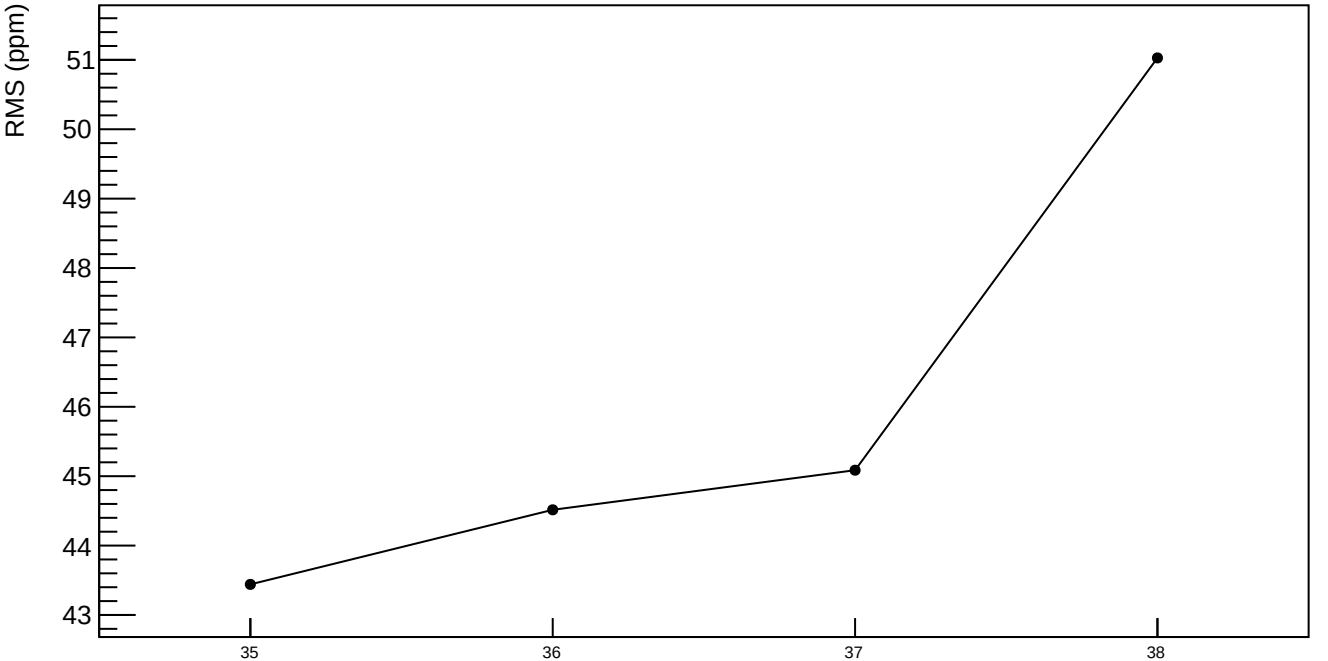

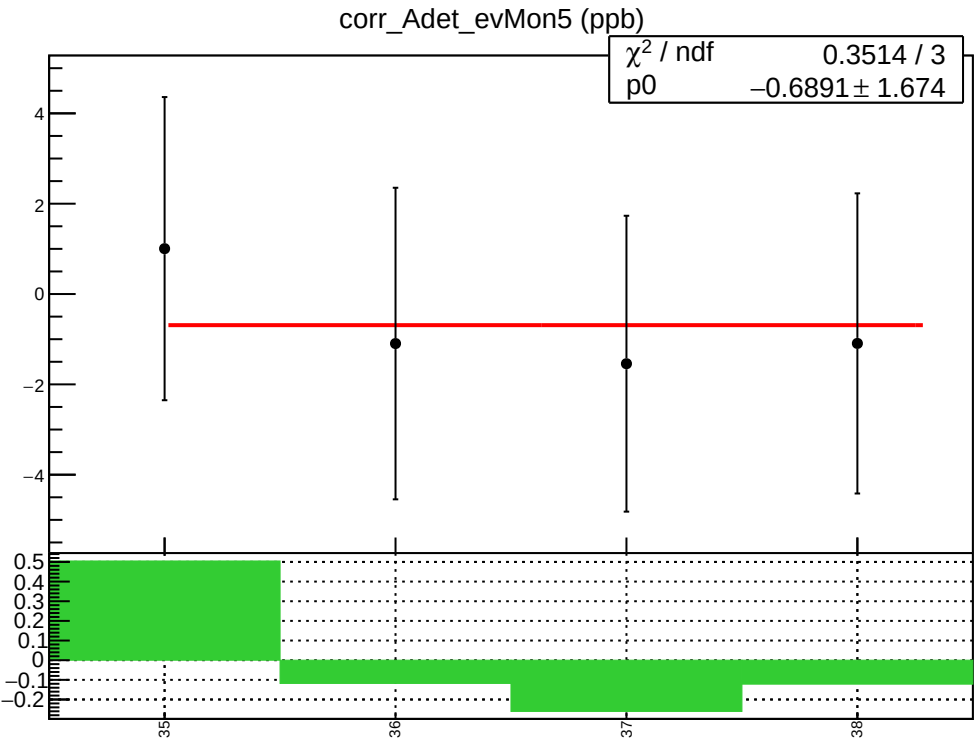
corr_Adet_evMon5 (ppb)
χ² / ndf 0.3514 / 3
p0 −0.6891 ± 1.674
4
2
0
−2
−4
0.5
0.4
0.3
0.2
0.1
0
−0.1
−0.2
35
36
37
38

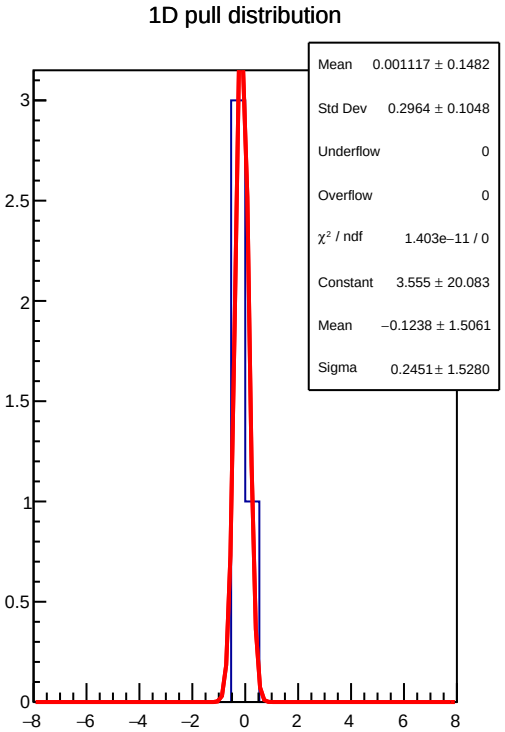
1D pull distribution
Mean 0.001117 ± 0.1482
Std Dev 0.2964 ± 0.1048
Underflow 0
Overflow 0
χ² / ndf 1.403e−11 / 0
Constant 3.555 ± 20.083
Mean −0.1238 ± 1.5061
Sigma 0.2451 ± 1.5280
3
2.5
2
1.5
1
0.5
0
−8
−6
−4
−2
0
2
4
6
8

corr_Adet_evMon5 RMS (ppm)

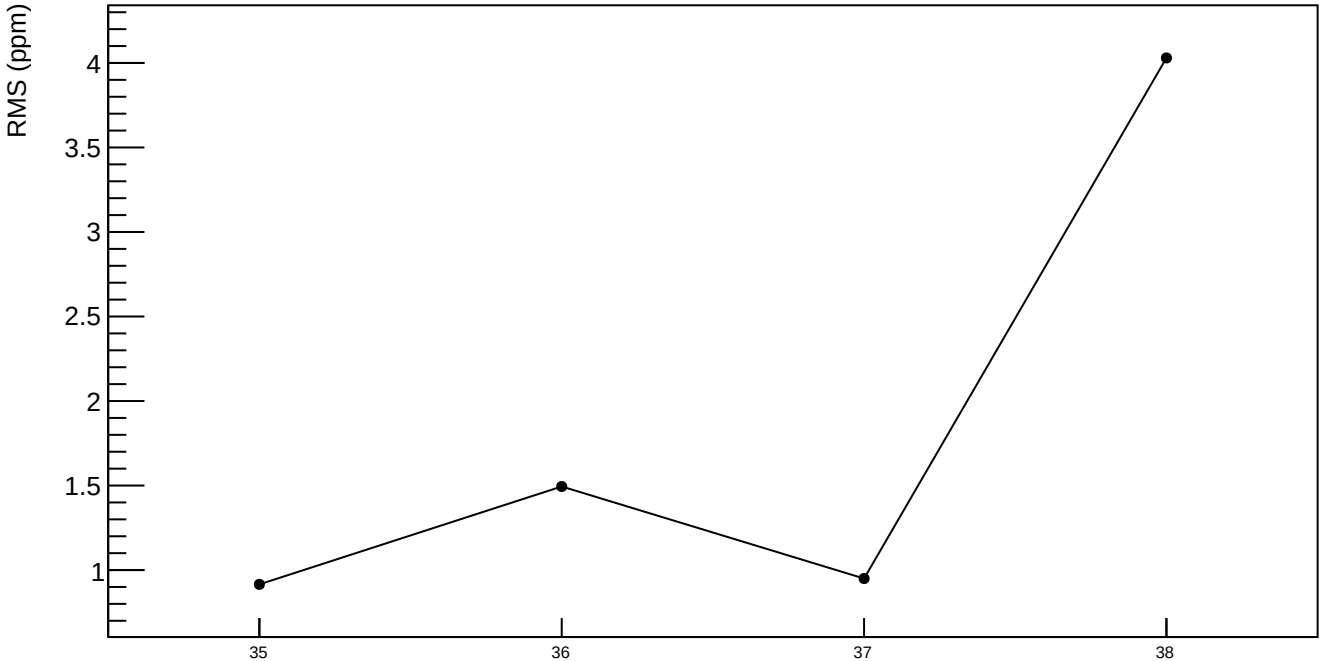

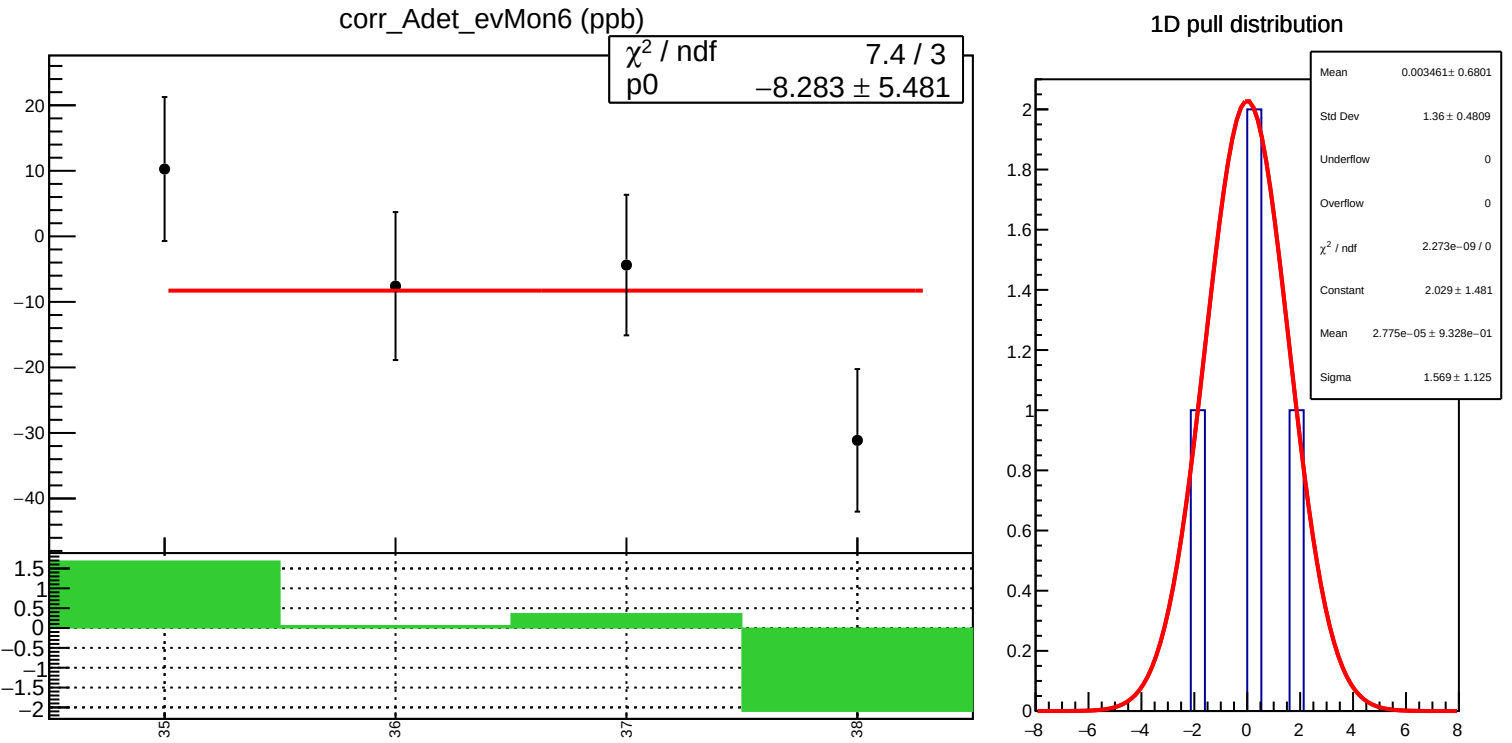
corr_Adet_evMon6 (ppb)
χ² / ndf 7.4 / 3
p0 −8.283 ± 5.481
1D pull distribution
Mean 0.003461 ± 0.6801
Std Dev 1.36 ± 0.4809
Underflow 0
Overflow 0
χ² / ndf 2.273e−09 / 0
Constant 2.029 ± 1.481
Mean 2.775e−05 ± 9.328e−01
Sigma 1.569 ± 1.125

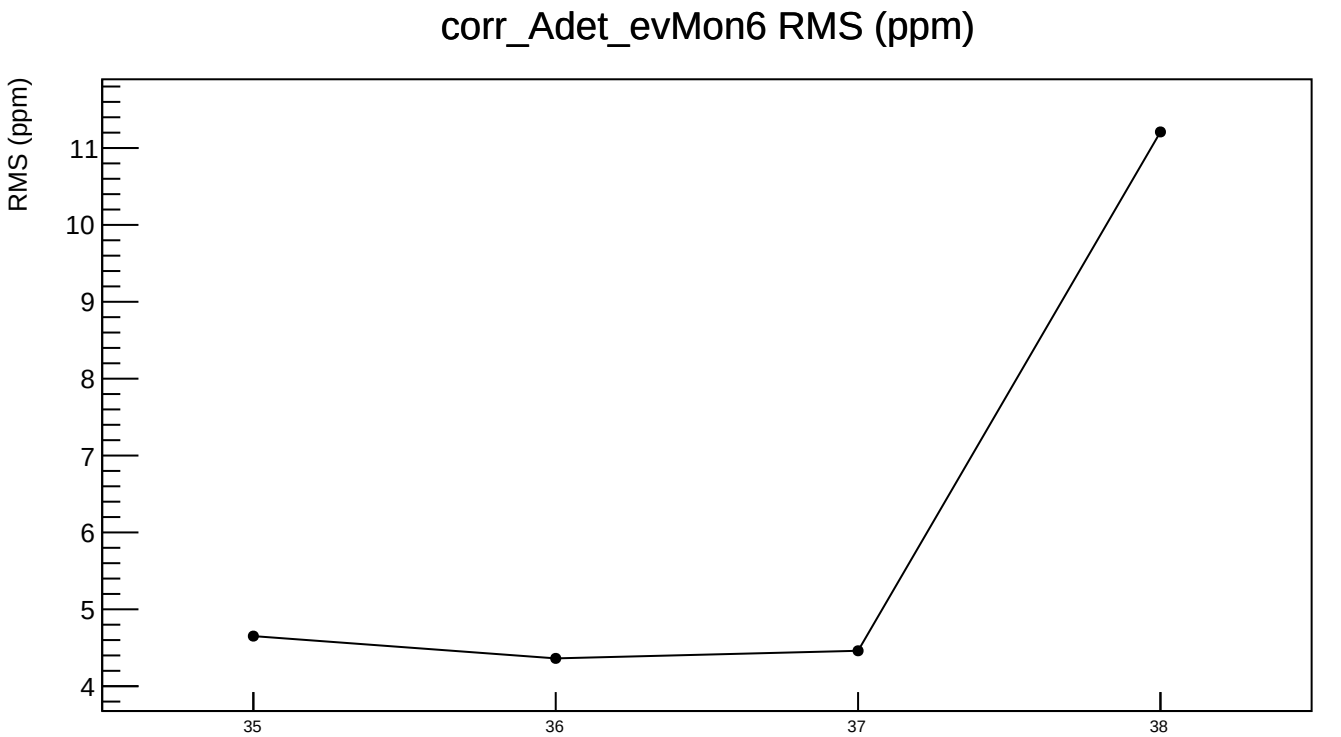
corr_Adet_evMon6 RMS (ppm)
RMS (ppm)
11
10
9
8
7
6
5
4
35
36
37
38

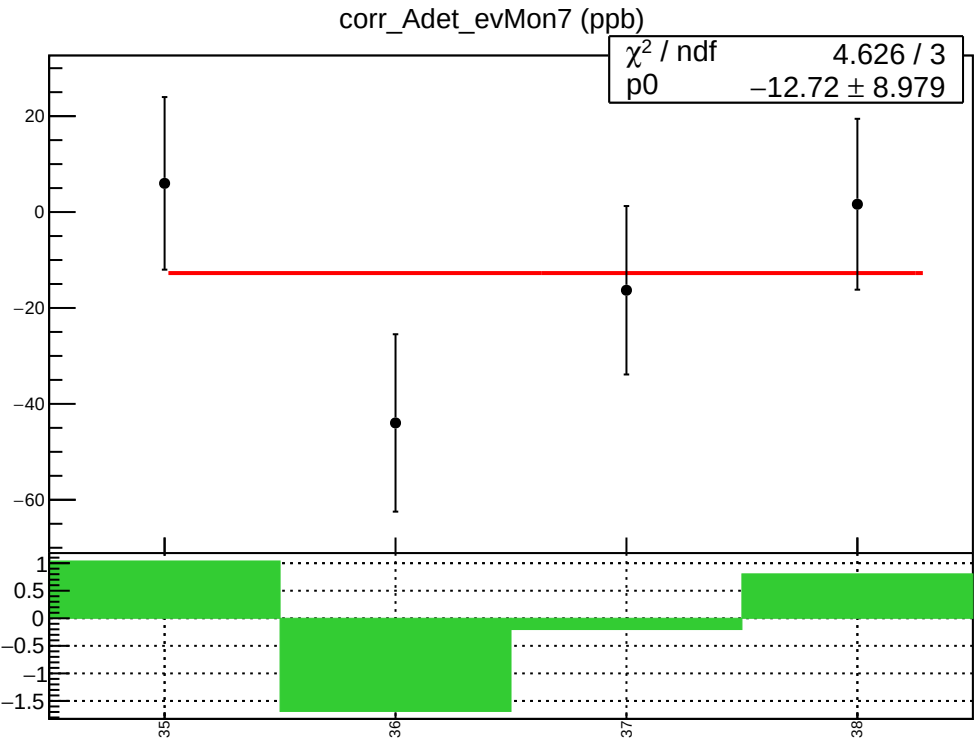
corr_Adet_evMon7 (ppb)
χ² / ndf 4.626 / 3
p0 −12.72 ± 8.979
20
0
−20
−40
−60
1
0.5
0
−0.5
−1
−1.5
35
36
37
38

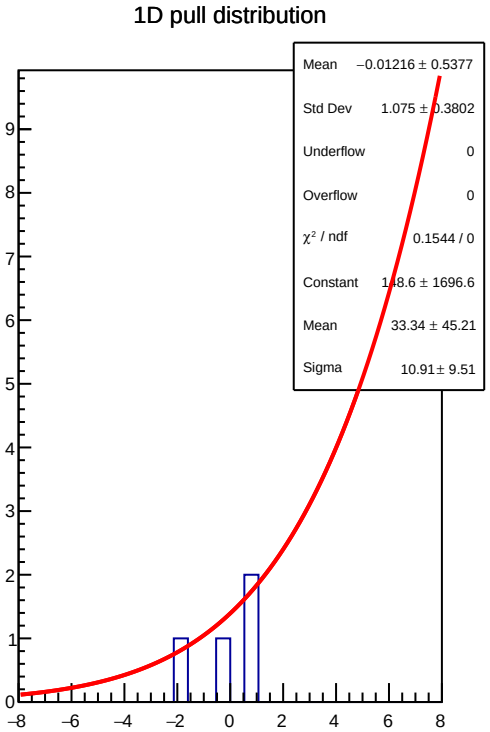
1D pull distribution
Mean −0.01216 ± 0.5377
Std Dev 1.075 ± 0.3802
Underflow 0
Overflow 0
χ² / ndf 0.1544 / 0
Constant 1.48.6 ± 1696.6
Mean 33.34 ± 45.21
Sigma 10.91± 9.51
9
8
7
6
5
4
3
2
1
0
−8
−6
−4
−2
0
2
4
6
8

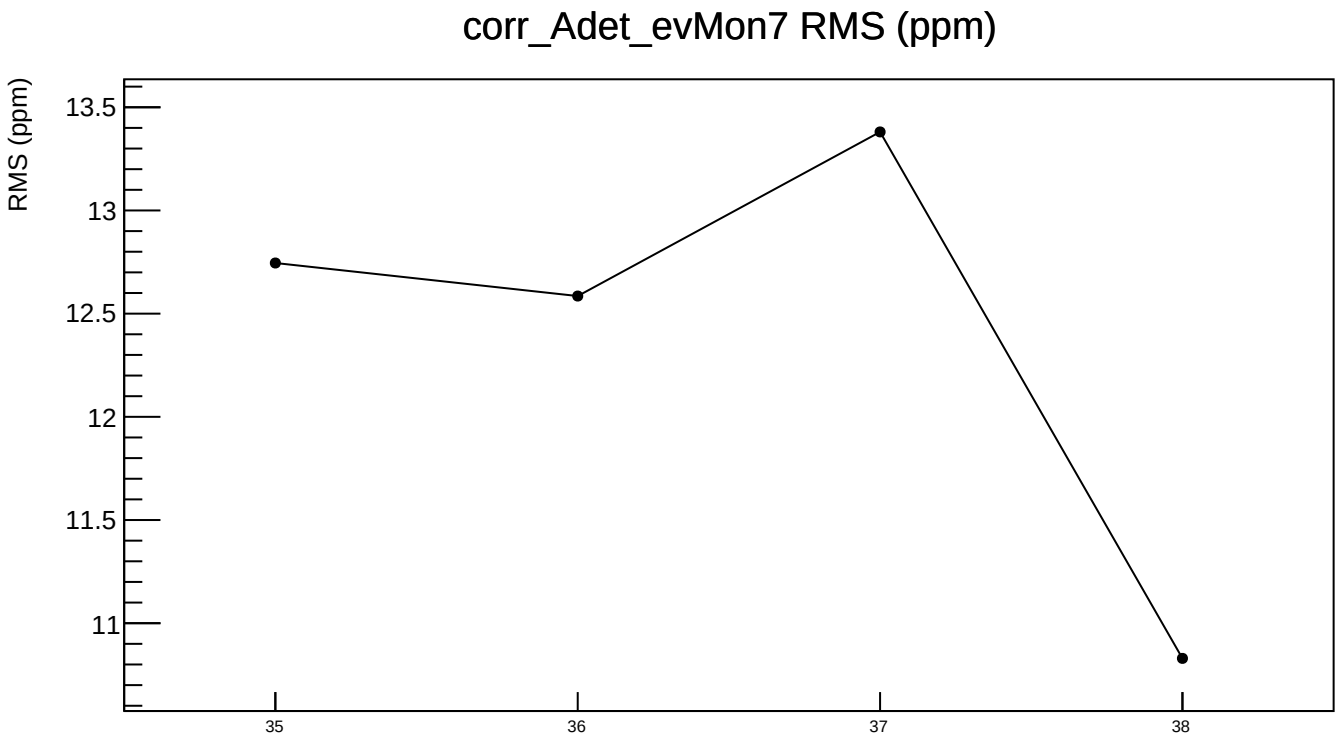
corr_Adet_evMon7 RMS (ppm)
RMS (ppm)
13.5
13
12.5
12
11.5
11
35
36
37
38

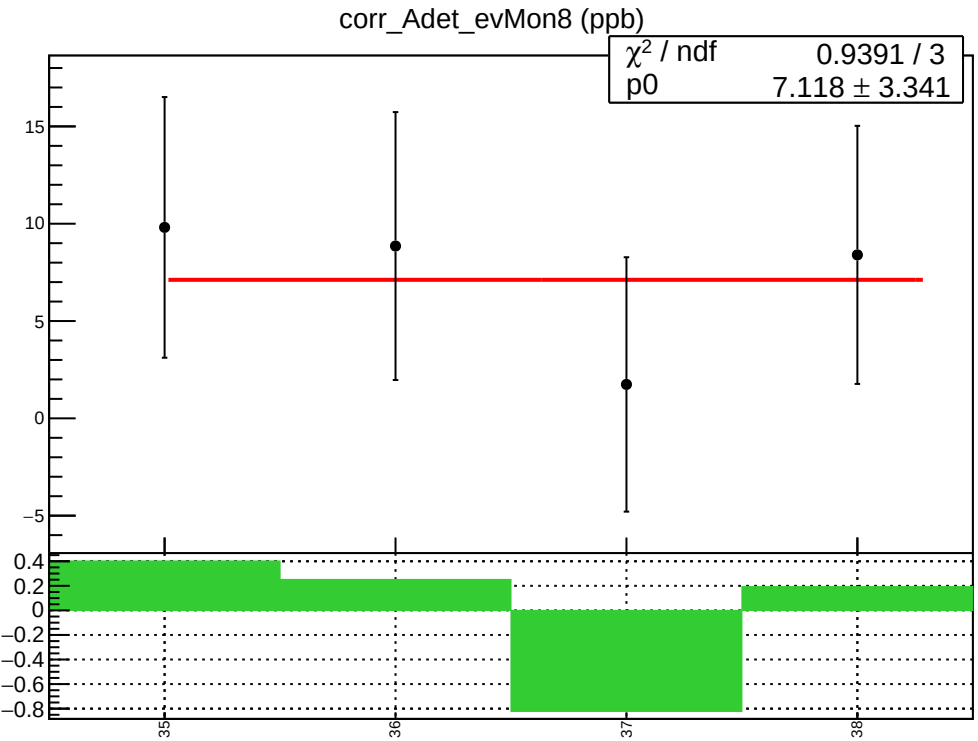
corr_Adet_evMon8 (ppb)
χ² / ndf 0.9391 / 3
p0 7.118 ± 3.341
15
10
5
0
−5
0.4
0.2
0
−0.2
−0.4
−0.6
−0.8
35
36
37
38

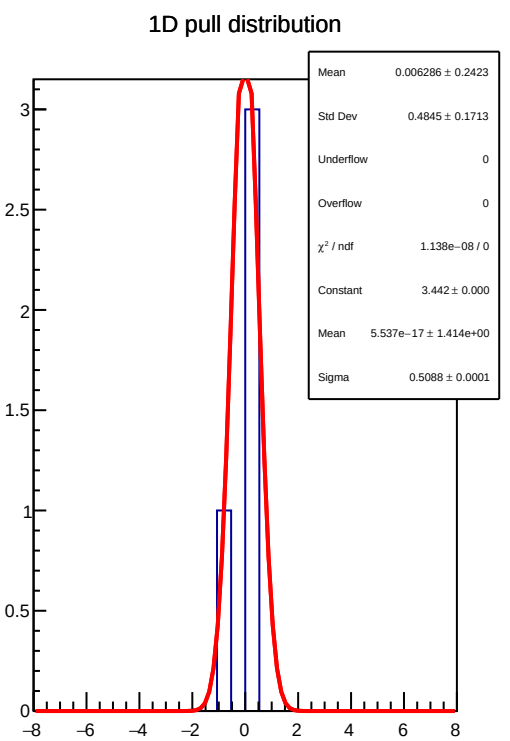
1D pull distribution
Mean 0.006286 ± 0.2423
Std Dev 0.4845 ± 0.1713
Underflow 0
Overflow 0
χ² / ndf 1.138e−08 / 0
Constant 3.442 ± 0.000
Mean 5.537e−17 ± 1.414e+00
Sigma 0.5088 ± 0.0001
3
2.5
2
1.5
1
0.5
0
−8
−6
−4
−2
0
2
4
6
8

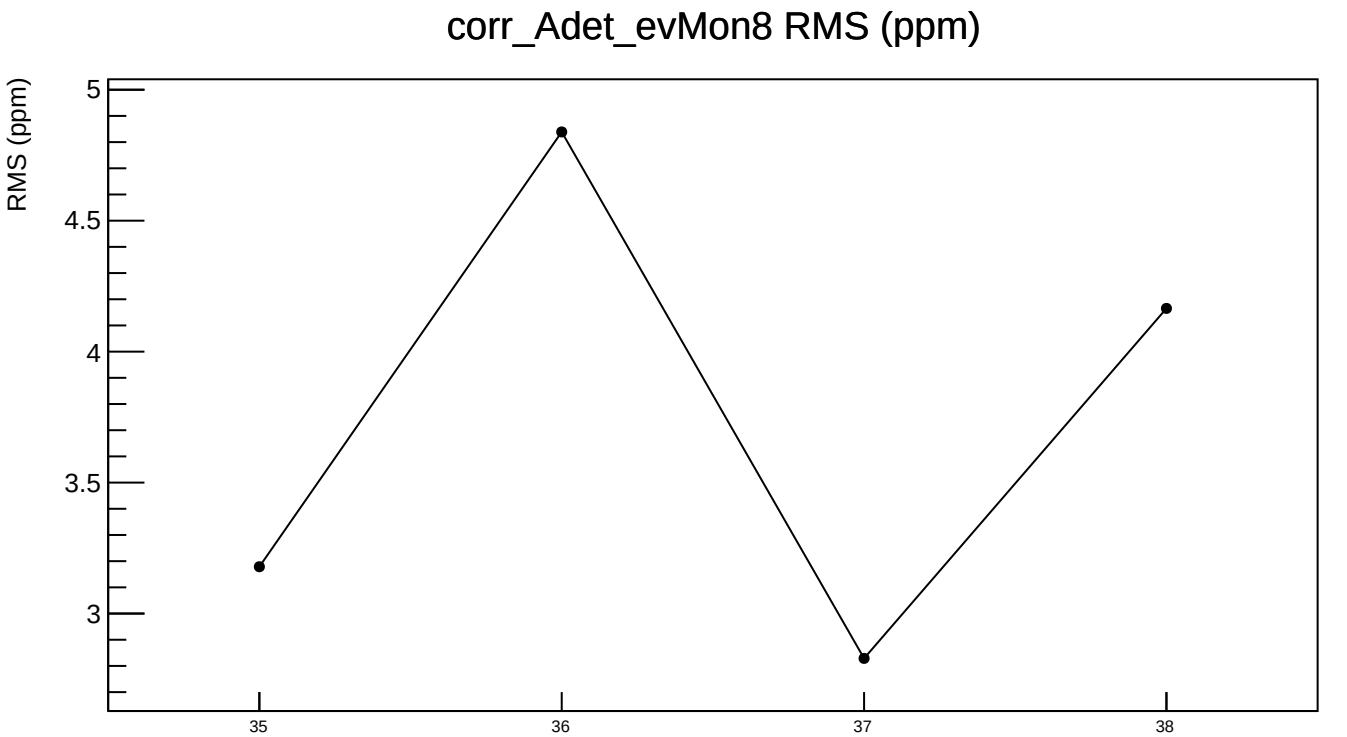
corr_Adet_evMon8 RMS (ppm)
RMS (ppm)
5
4.5
4
3.5
3
35
36
37
38

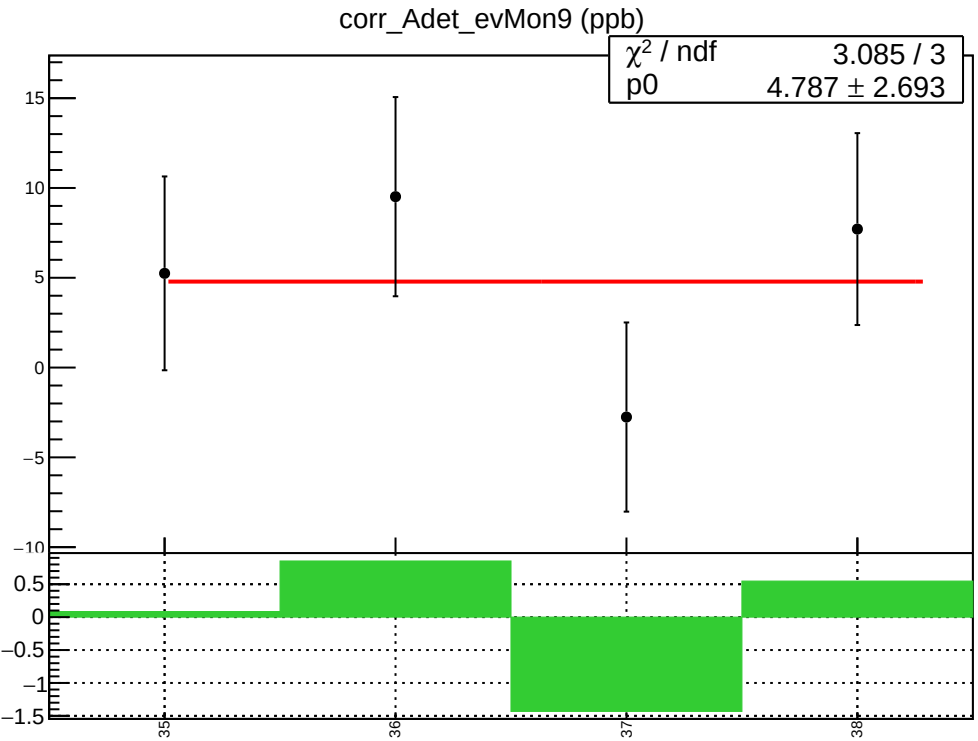
corr_Adet_evMon9 (ppb)
χ² / ndf 3.085 / 3
p0 4.787 ± 2.693
15
10
5
0
−5
−10
0.5
0
−0.5
−1
−1.5
35
36
37
38

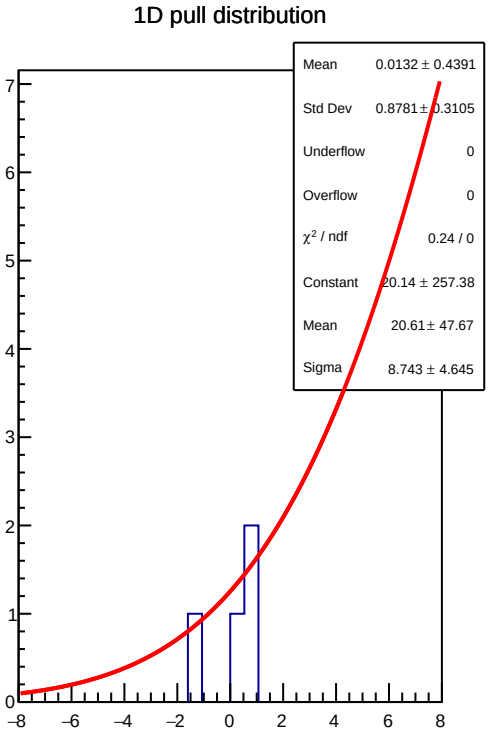
1D pull distribution
Mean 0.0132 ± 0.4391
Std Dev 0.8781 ± 0.3105
Underflow 0
Overflow 0
χ² / ndf 0.24 / 0
Constant 20.14 ± 257.38
Mean 20.61 ± 47.67
Sigma 8.743 ± 4.645
7
6
5
4
3
2
1
0
−8
−6
−4
−2
0
2
4
6
8

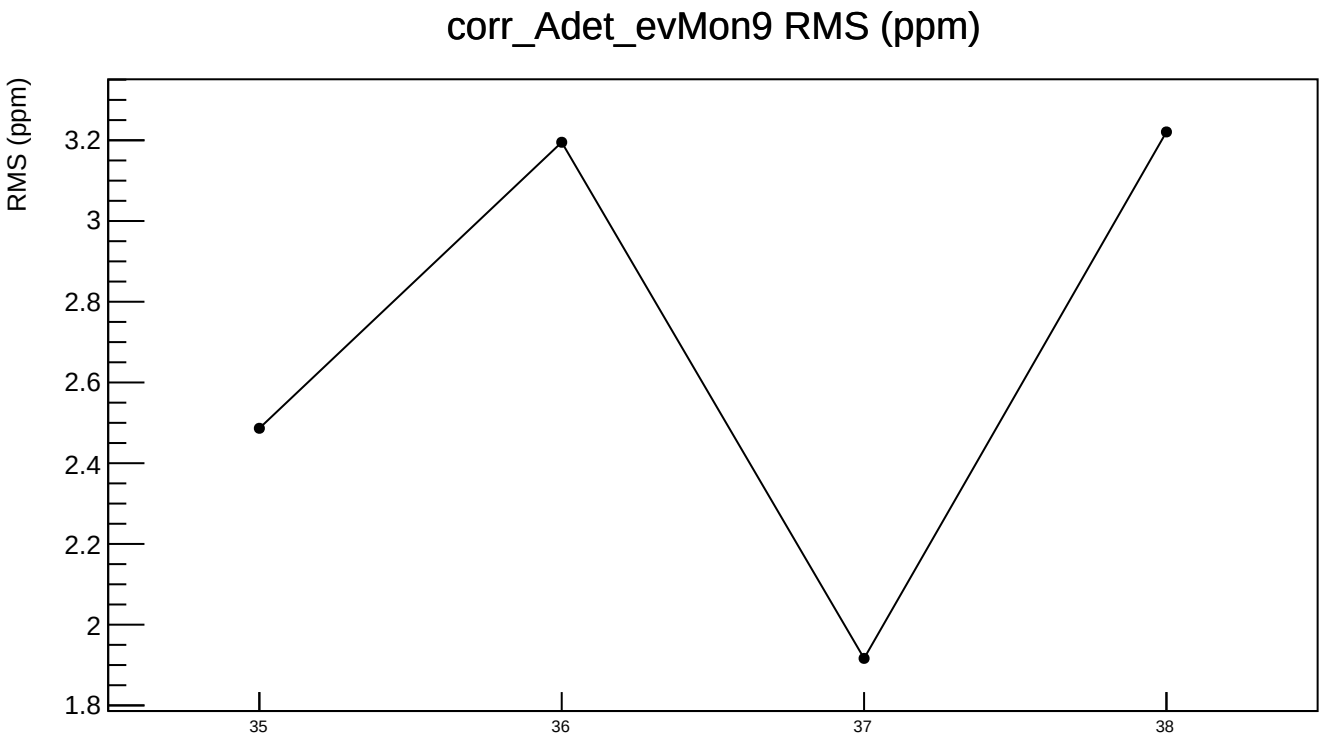
corr_Adet_evMon9 RMS (ppm)
RMS (ppm)
3.2
3
2.8
2.6
2.4
2.2
2
1.8
35
36
37
38

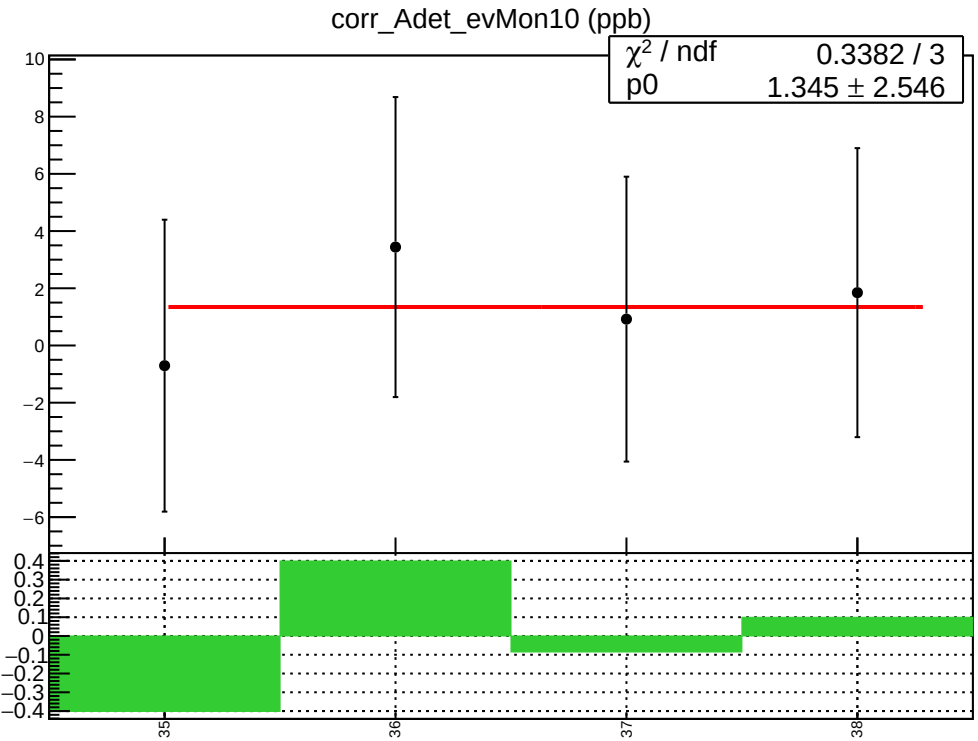
corr_Adet_evMon10 (ppb)
χ² / ndf 0.3382 / 3
p0 1.345 ± 2.546
35
36
37
38

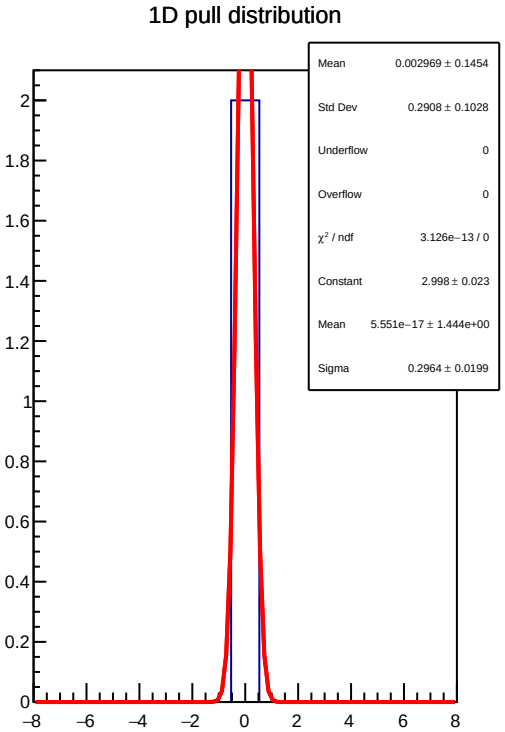
1D pull distribution
Mean 0.002969 ± 0.1454
Std Dev 0.2908 ± 0.1028
Underflow 0
Overflow 0
χ² / ndf 3.126e−13 / 0
Constant 2.998 ± 0.023
Mean 5.551e−17 ± 1.444e+00
Sigma 0.2964 ± 0.0199

corr_Adet_evMon10 RMS (ppm)

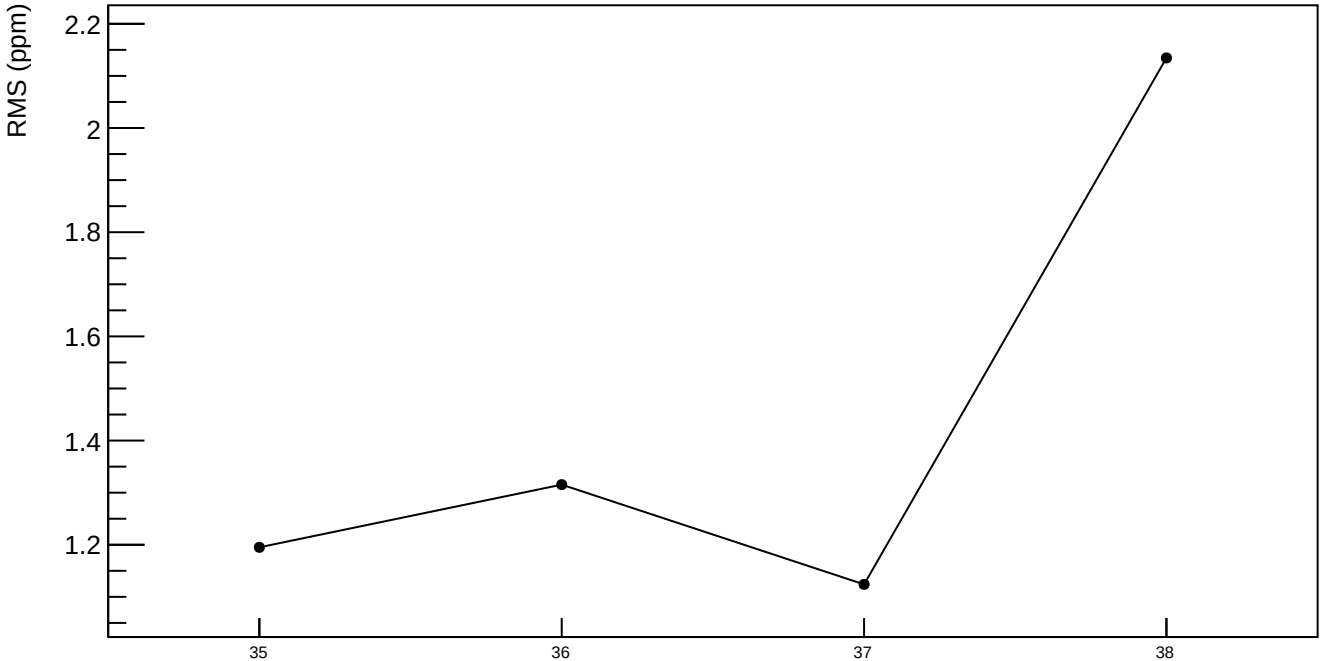

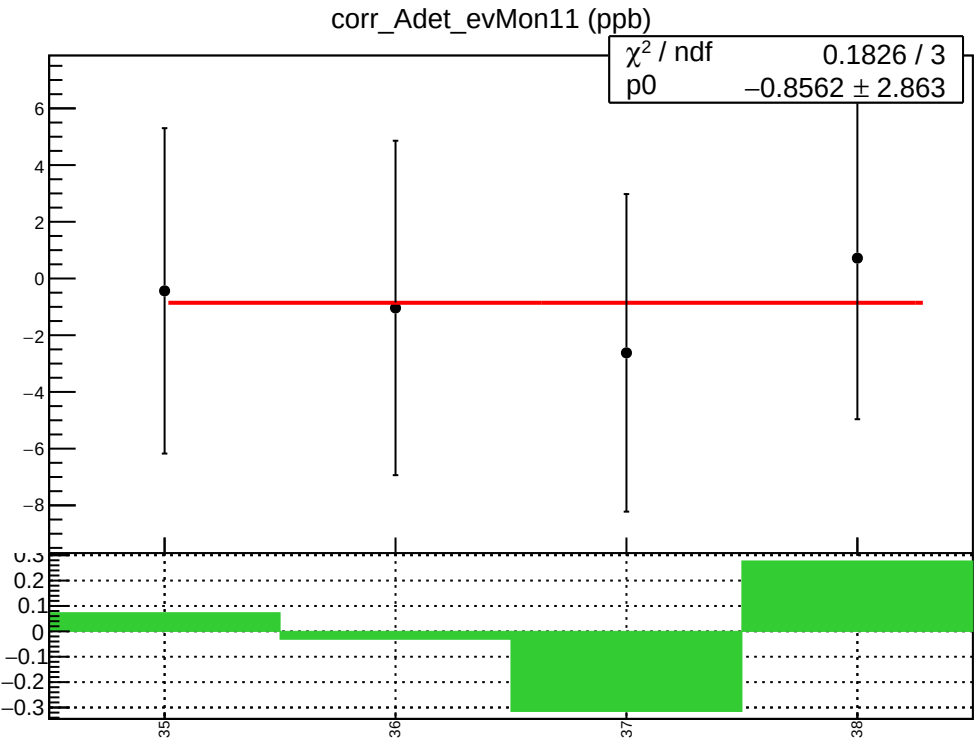
corr_Adet_evMon11 (ppb)
χ² / ndf 0.1826 / 3
p0 −0.8562 ± 2.863
6
4
2
0
−2
−4
−6
−8
0.3
0.2
0.1
0
−0.1
−0.2
−0.3
35
36
37
38

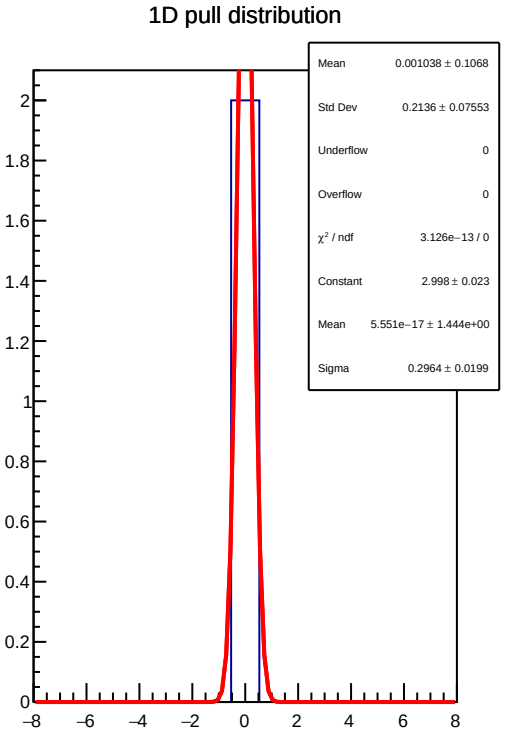
1D pull distribution
Mean 0.001038 ± 0.1068
Std Dev 0.2136 ± 0.07553
Underflow 0
Overflow 0
χ² / ndf 3.126e−13 / 0
Constant 2.998 ± 0.023
Mean 5.551e−17 ± 1.444e+00
Sigma 0.2964 ± 0.0199
2
1.8
1.6
1.4
1.2
1
0.8
0.6
0.4
0.2
0
−8
−6
−4
−2
0
2
4
6
8

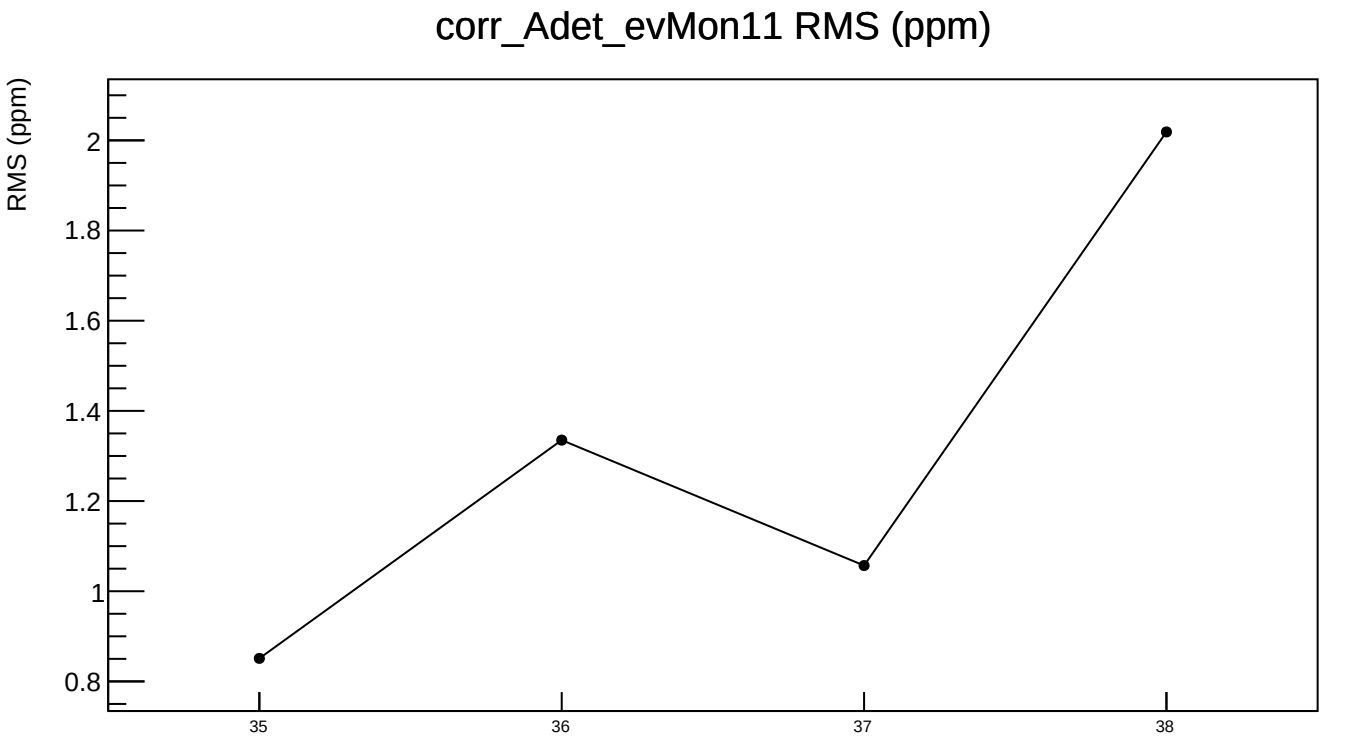
corr_Adet_evMon11 RMS (ppm)
RMS (ppm)
2
1.8
1.6
1.4
1.2
1
0.8
35
36
37
38

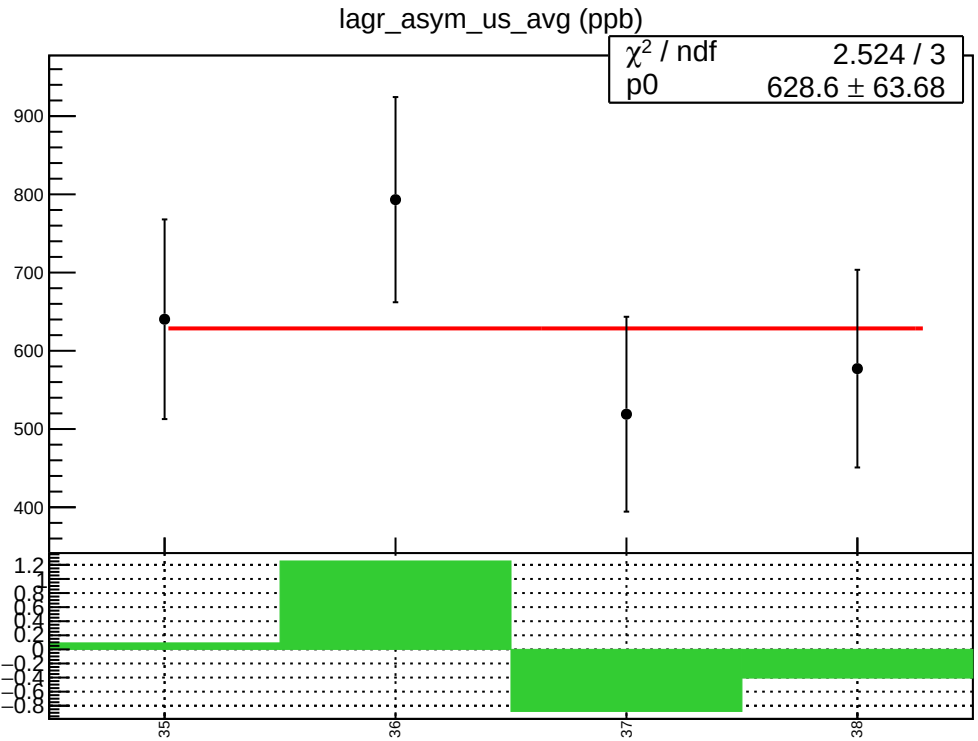
lagr_asym_us_avg (ppb)
χ² / ndf 2.524 / 3
p0 628.6 ± 63.68
900
800
700
600
500
400
1.2
1
0.8
0.6
0.4
0.2
0
−0.2
−0.4
−0.6
−0.8
35
36
37
38

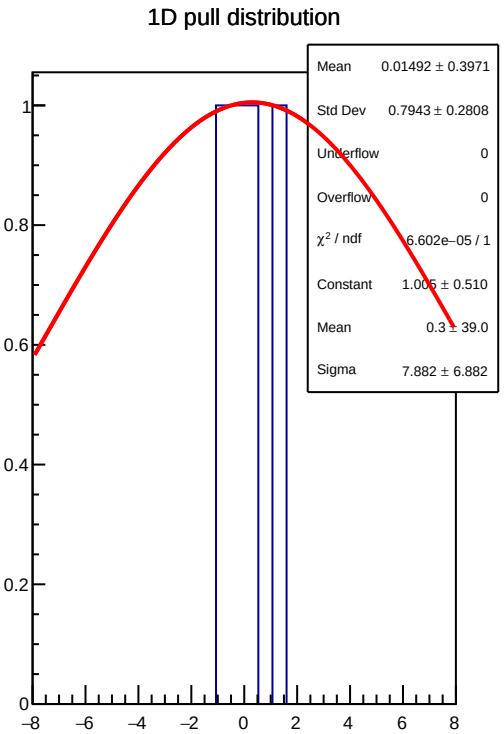
1D pull distribution
Mean 0.01492 ± 0.3971
Std Dev 0.7943 ± 0.2808
Underflow 0
Overflow 0
χ² / ndf 6.602e−05 / 1
Constant 1.005 ± 0.510
Mean 0.3 ± 39.0
Sigma 7.882 ± 6.882
1
0.8
0.6
0.4
0.2
0
−8
−6
−4
−2
0
2
4
6
8

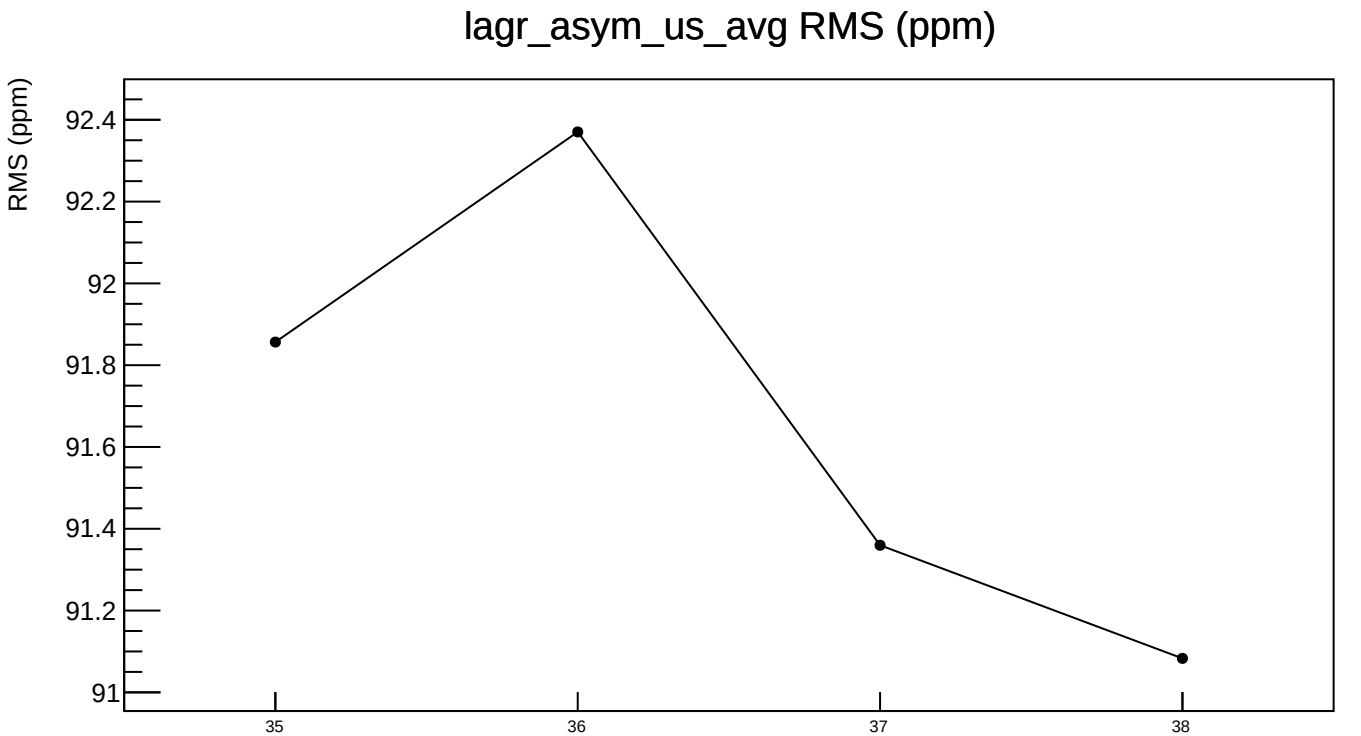
lagr_asym_us_avg RMS (ppm)
RMS (ppm)
92.4
92.2
92
91.8
91.6
91.4
91.2
91
35
36
37
38

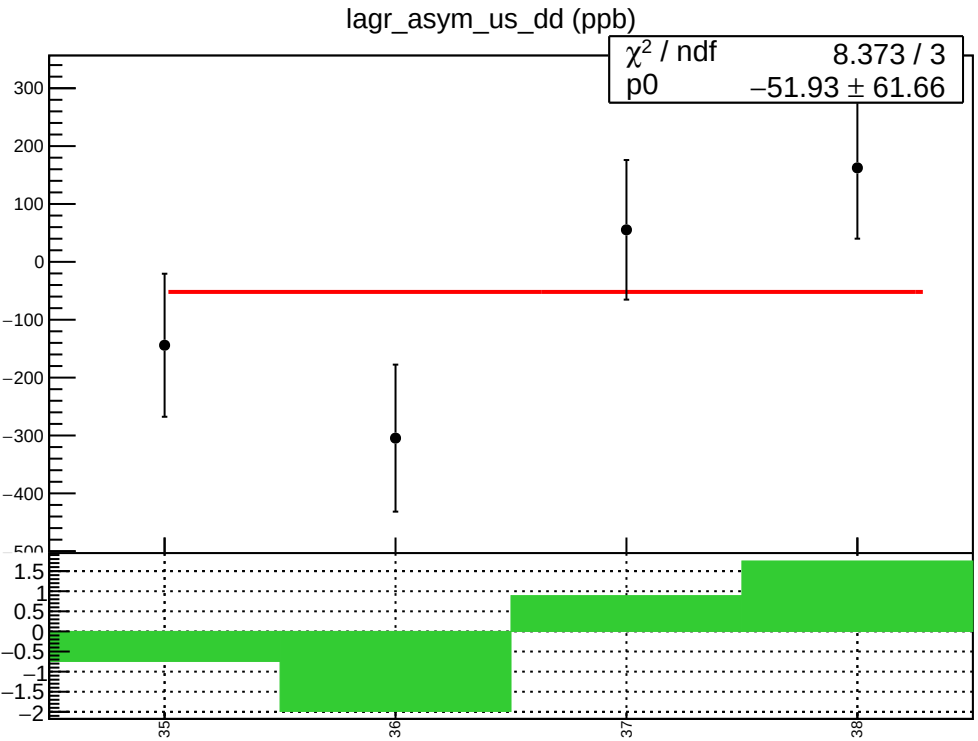
lagr_asym_us_dd (ppb)
χ² / ndf 8.373 / 3
p0 −51.93 ± 61.66
300
200
100
0
−100
−200
−300
−400
1.5
1
0.5
0
−0.5
−1
−1.5
−2
35
36
37
38

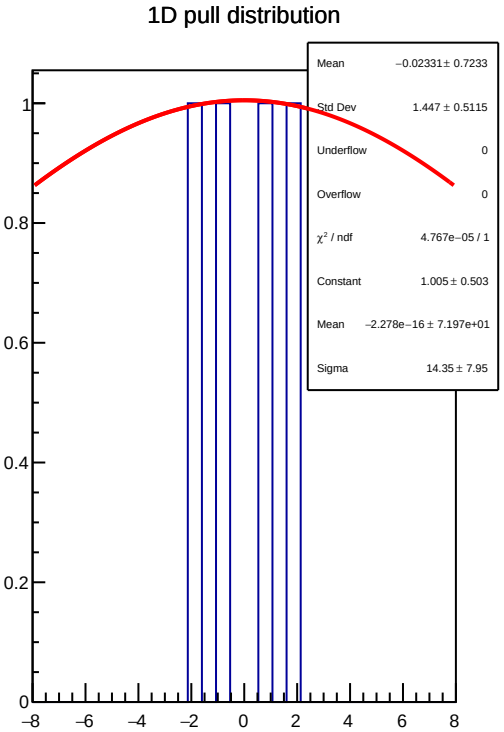
1D pull distribution
Mean −0.02331 ± 0.7233
Std Dev 1.447 ± 0.5115
Underflow 0
Overflow 0
χ² / ndf 4.767e−05 / 1
Constant 1.005 ± 0.503
Mean −2.278e−16 ± 7.197e+01
Sigma 14.35 ± 7.95
1
0.8
0.6
0.4
0.2
0
−8
−6
−4
−2
0
2
4
6
8

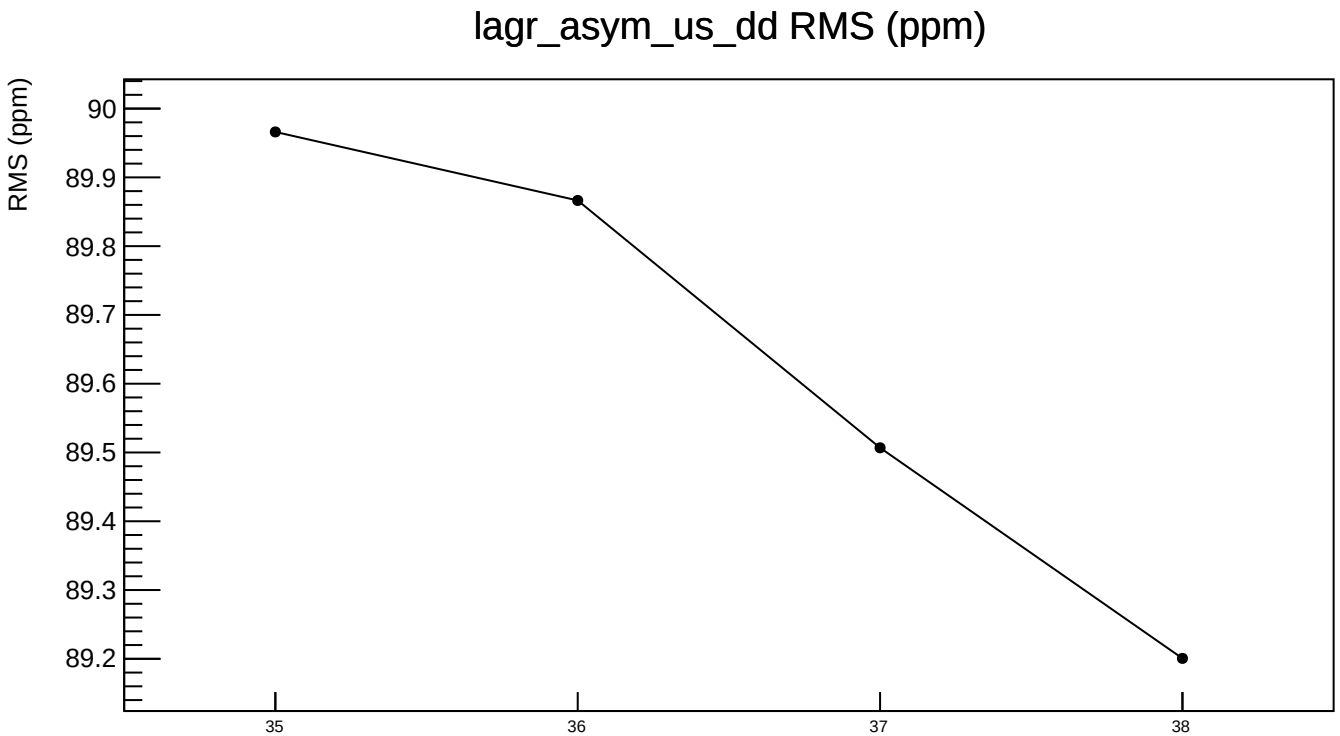
lagr_asym_us_dd RMS (ppm)
RMS (ppm)
90
89.9
89.8
89.7
89.6
89.5
89.4
89.3
89.2
35
36
37
38

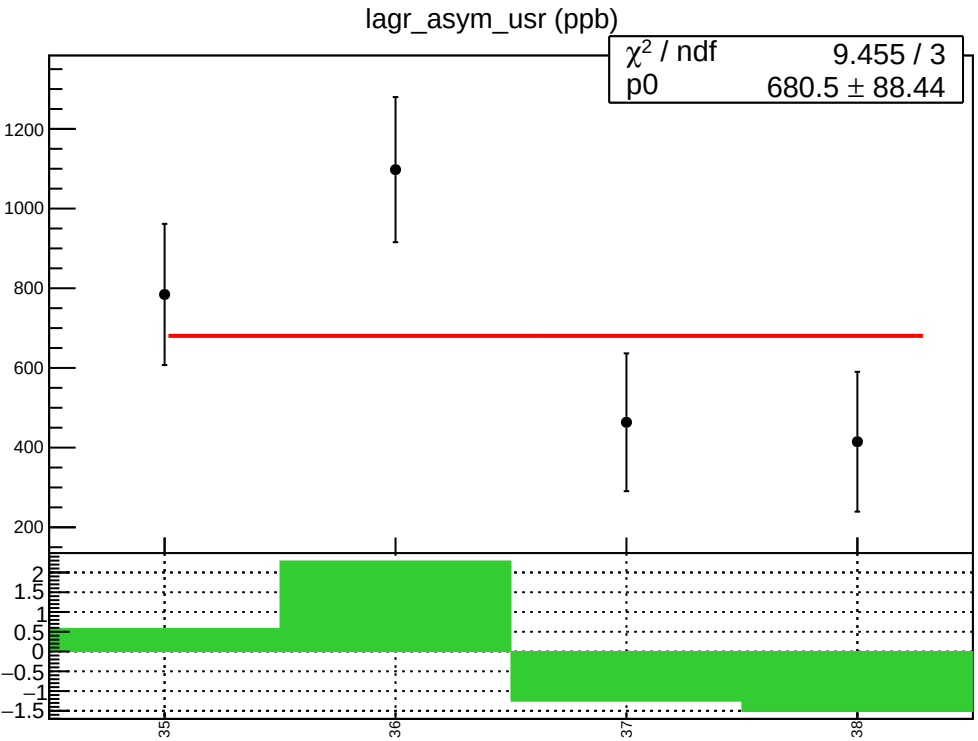
lagr_asym_usr (ppb)
χ² / ndf 9.455 / 3
p0 680.5 ± 88.44
1200
1000
800
600
400
200
2
1.5
1
0.5
0
−0.5
−1
−1.5
35
36
37
38

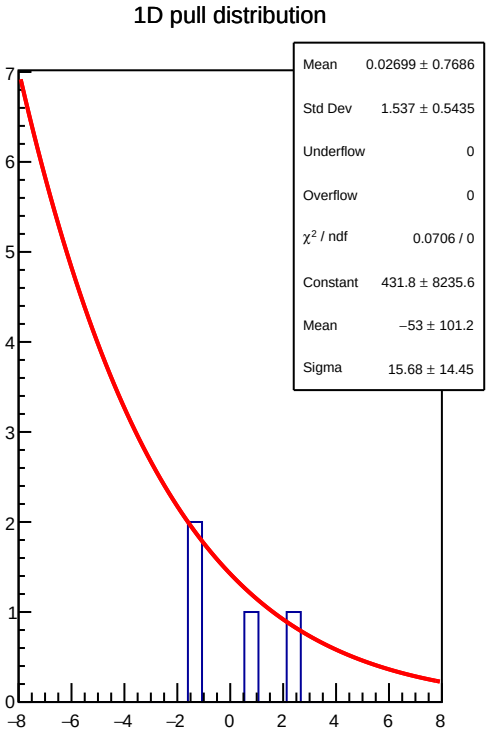
1D pull distribution
Mean 0.02699 ± 0.7686
Std Dev 1.537 ± 0.5435
Underflow 0
Overflow 0
χ² / ndf 0.0706 / 0
Constant 431.8 ± 8235.6
Mean −53 ± 101.2
Sigma 15.68 ± 14.45
7
6
5
4
3
2
1
0
−8
−6
−4
−2
0
2
4
6
8

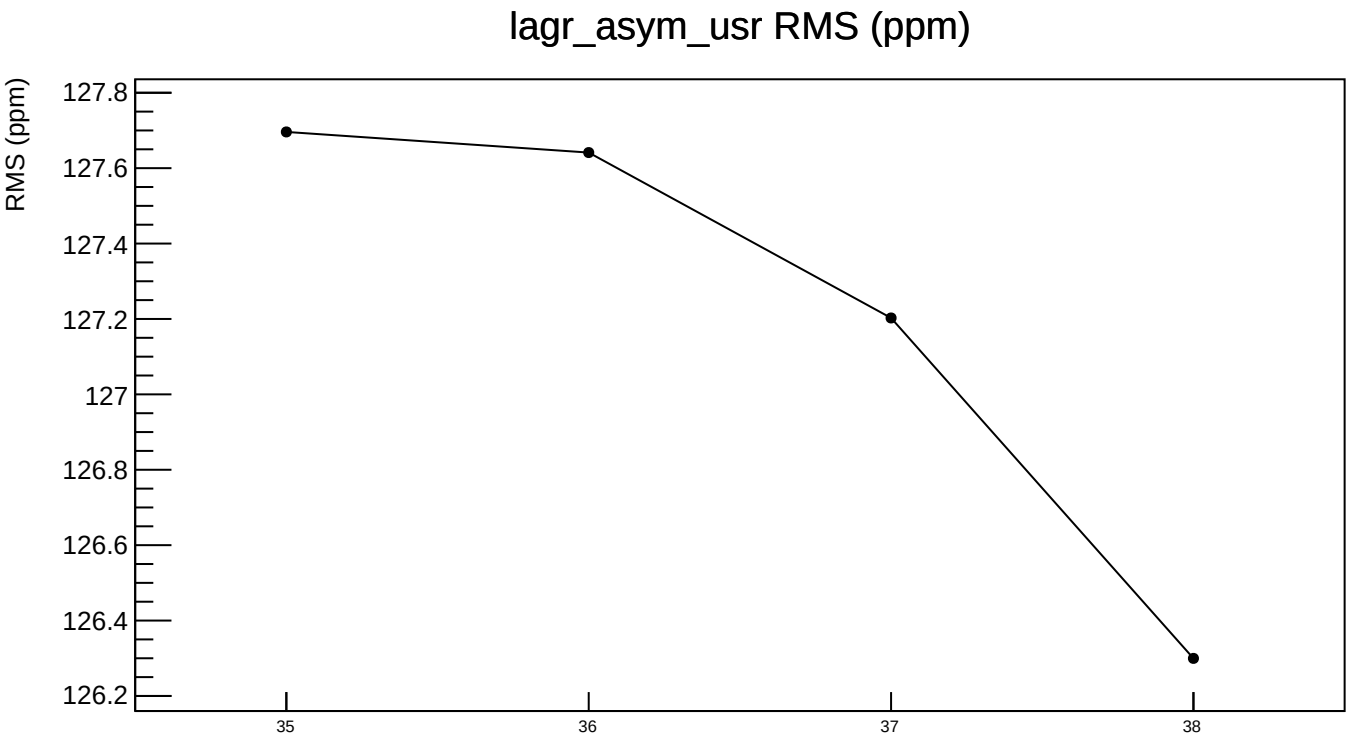
lagr_asym_usr RMS (ppm)
RMS (ppm)
127.8
127.6
127.4
127.2
127
126.8
126.6
126.4
126.2
35
36
37
38

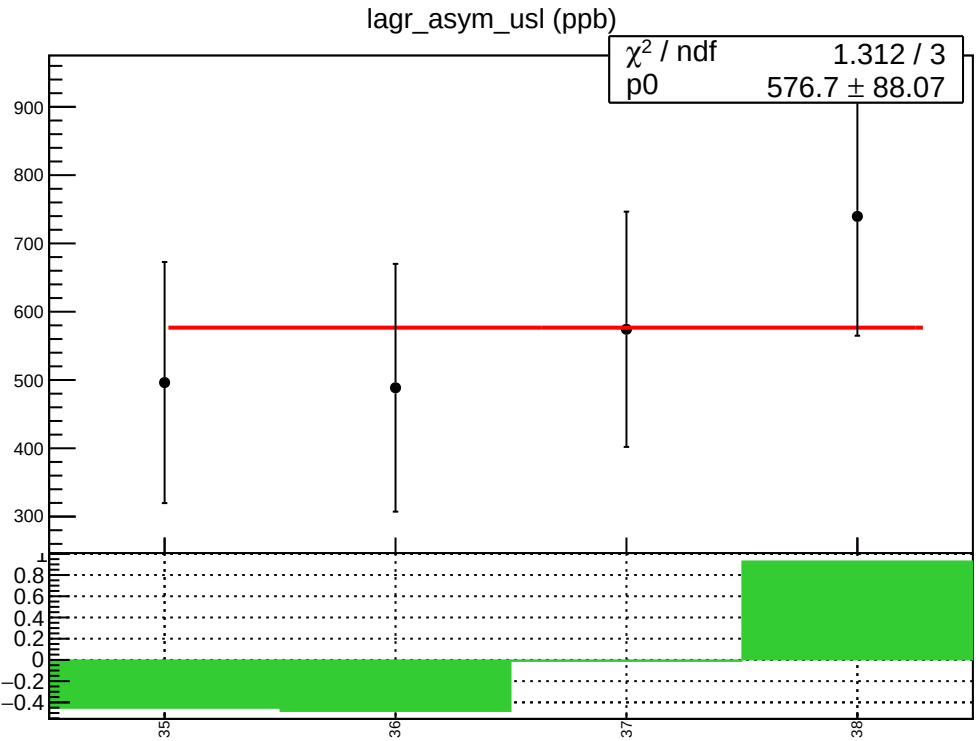
lagr_asym_usl (ppb)
χ² / ndf 1.312 / 3
p0 576.7 ± 88.07
900
800
700
600
500
400
300
0.8
0.6
0.4
0.2
0
−0.2
−0.4
35
36
37
38

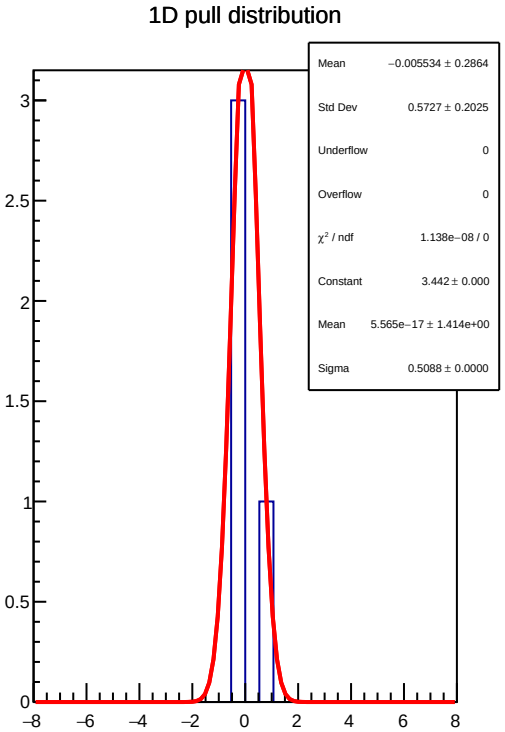
1D pull distribution
Mean −0.005534 ± 0.2864
Std Dev 0.5727 ± 0.2025
Underflow 0
Overflow 0
χ² / ndf 1.138e−08 / 0
Constant 3.442 ± 0.000
Mean 5.565e−17 ± 1.414e+00
Sigma 0.5088 ± 0.0000
3
2.5
2
1.5
1
0.5
0
−8
−6
−4
−2
0
2
4
6
8

lagr_asym_usl RMS (ppm)

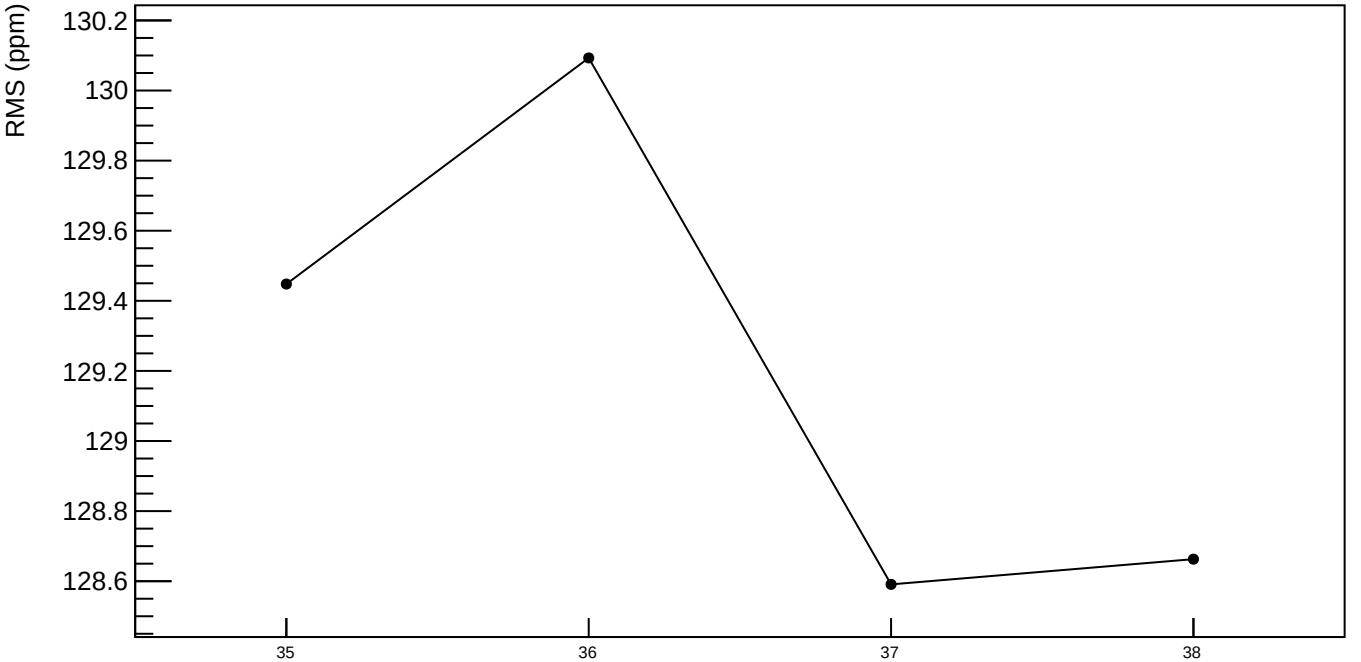

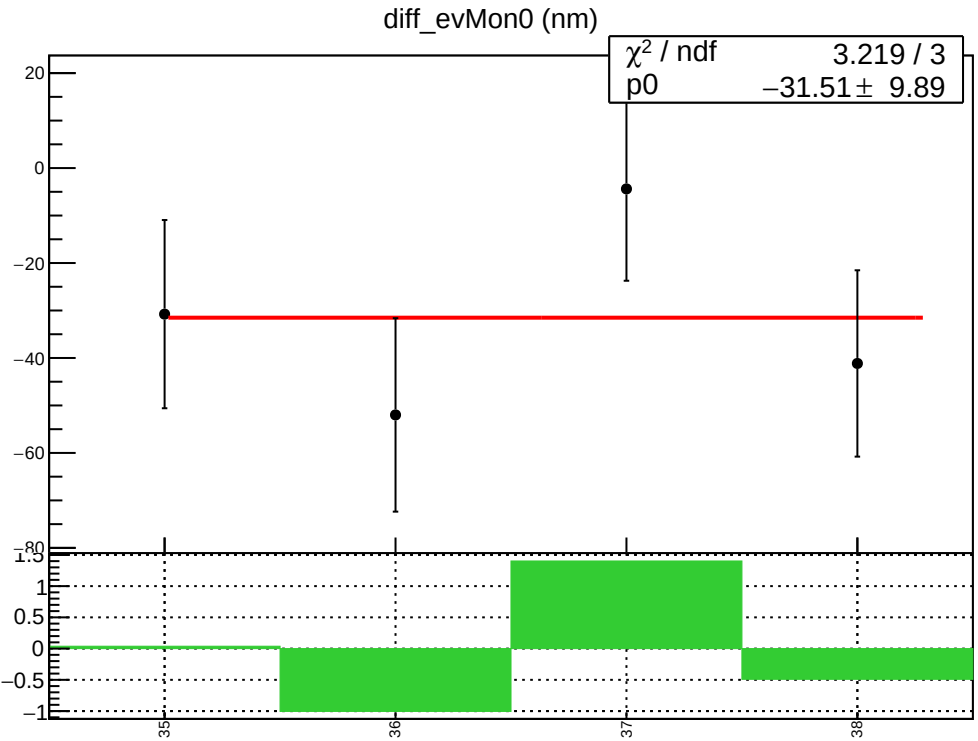
diff_evMon0 (nm)
χ² / ndf 3.219 / 3
p0 −31.51 ± 9.89
20
0
−20
−40
−60
−80
1.5
1
0.5
0
−0.5
−1
35
36
37
38

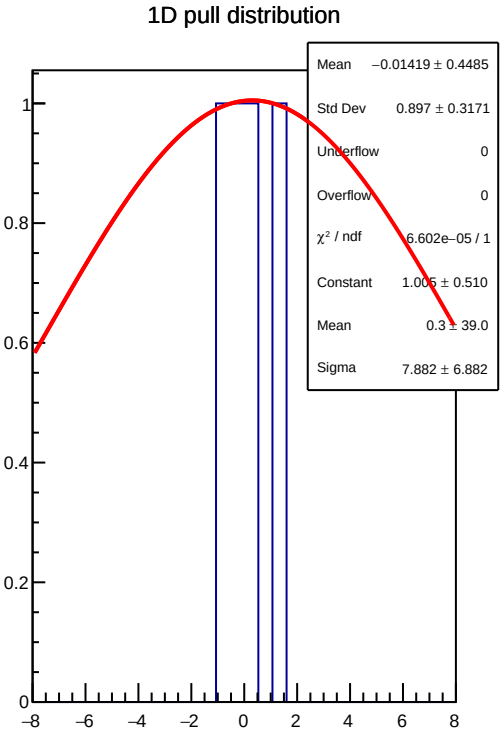
1D pull distribution
Mean −0.01419 ± 0.4485
Std Dev 0.897 ± 0.3171
Underflow 0
Overflow 0
χ² / ndf 6.602e−05 / 1
Constant 1.005 ± 0.510
Mean 0.3 ± 39.0
Sigma 7.882 ± 6.882
1
0.8
0.6
0.4
0.2
0
−8
−6
−4
−2
0
2
4
6
8

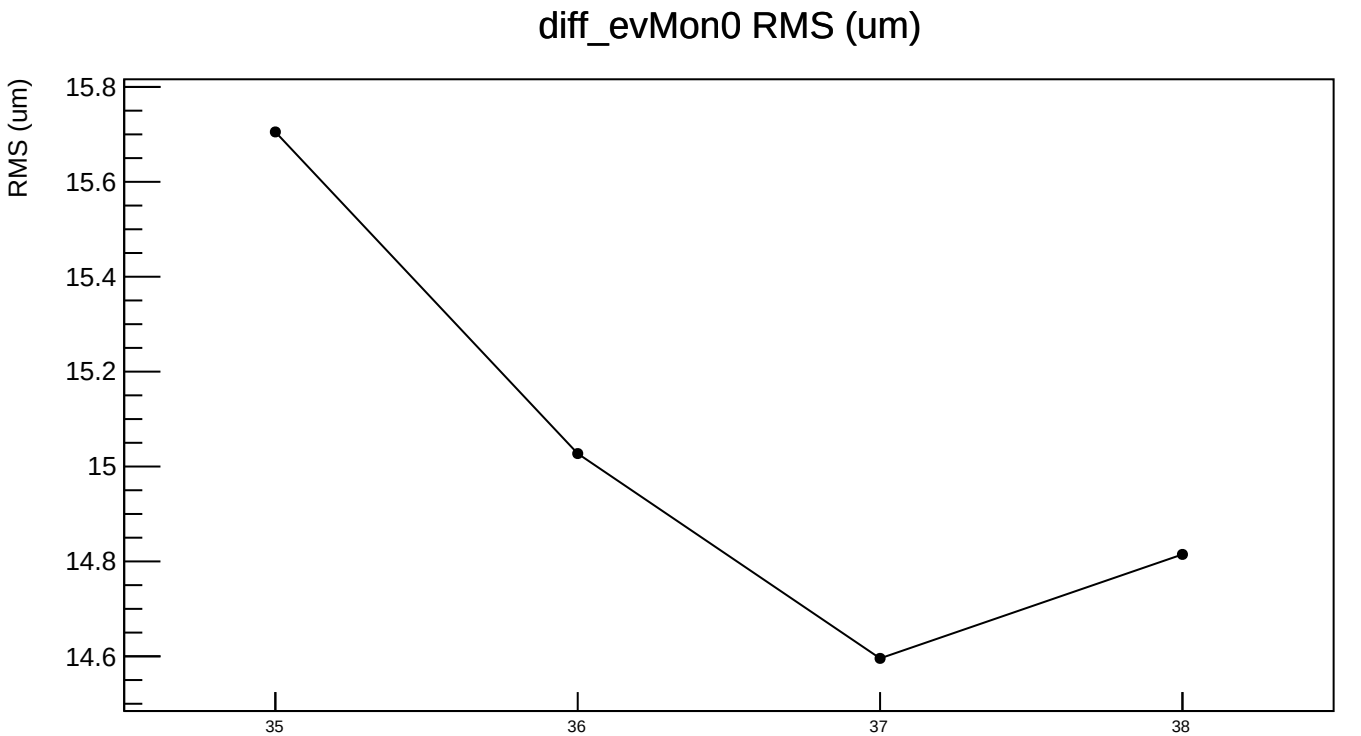
diff_evMon0 RMS (um)
RMS (um)
15.8
15.6
15.4
15.2
15
14.8
14.6
35
36
37
38

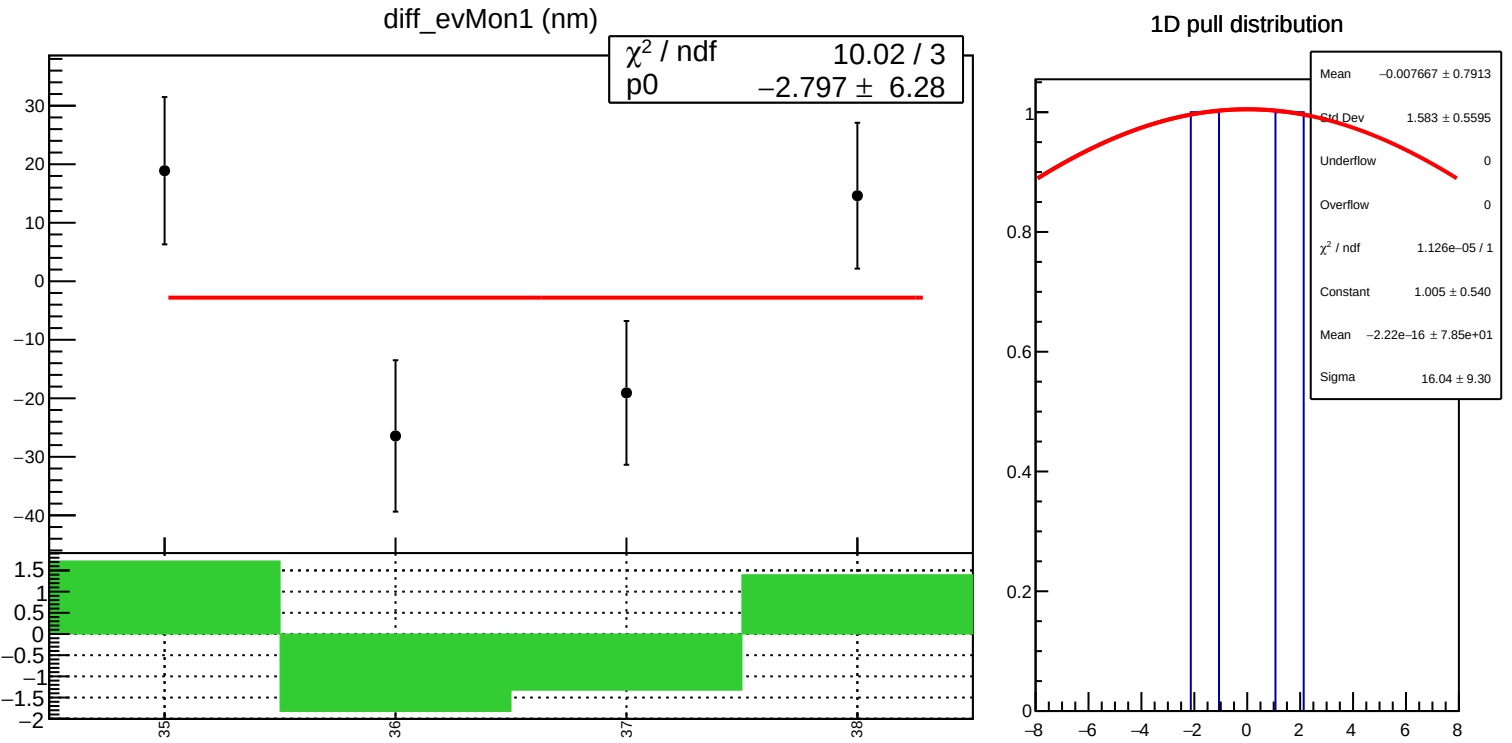
diff_evMon1 (nm)
χ² / ndf 10.02 / 3
p0 −2.797 ± 6.28
30
20
10
0
−10
−20
−30
−40
1.5
1
0.5
0
−0.5
−1
−1.5
−2
35
36
37
38
1D pull distribution
Mean −0.007667 ± 0.7913
Std Dev 1.583 ± 0.5595
Underflow 0
Overflow 0
χ² / ndf 1.126e−05 / 1
Constant 1.005 ± 0.540
Mean −2.22e−16 ± 7.85e+01
Sigma 16.04 ± 9.30
1
0.8
0.6
0.4
0.2
0
−8
−6
−4
−2
0
2
4
6
8

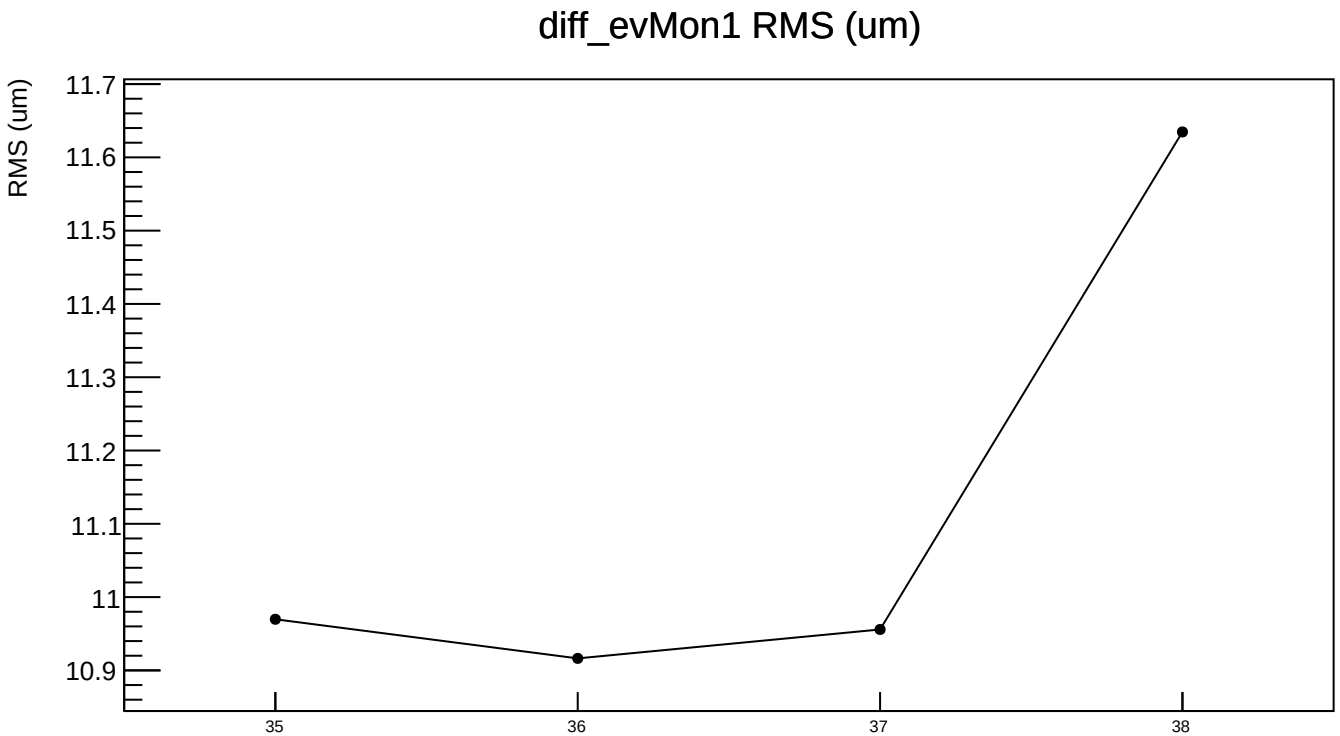
diff_evMon1 RMS (um)
RMS (um)
11.7
11.6
11.5
11.4
11.3
11.2
11.1
11
10.9
35
36
37
38

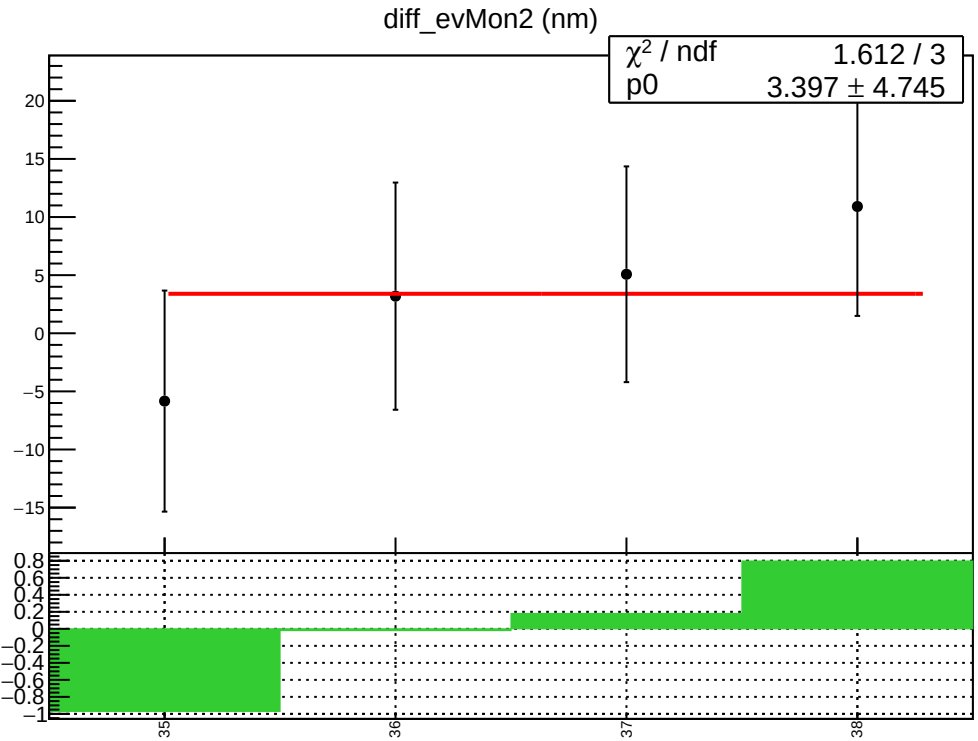
diff_evMon2 (nm)
χ² / ndf 1.612 / 3
p0 3.397 ± 4.745
20
15
10
5
0
−5
−10
−15
0.8
0.6
0.4
0.2
0
−0.2
−0.4
−0.6
−0.8
−1
35
36
37
38

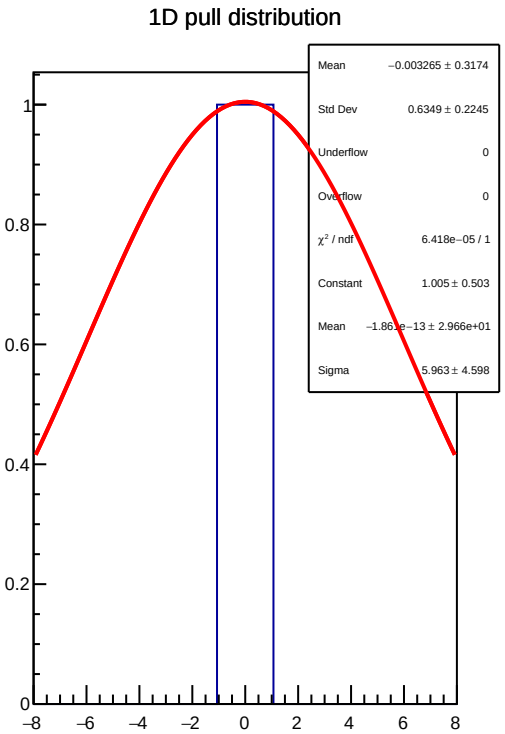
1D pull distribution
Mean −0.003265 ± 0.3174
Std Dev 0.6349 ± 0.2245
Underflow 0
Overflow 0
χ² / ndf 6.418e−05 / 1
Constant 1.005 ± 0.503
Mean −1.861e−13 ± 2.966e+01
Sigma 5.963 ± 4.598
1
0.8
0.6
0.4
0.2
0
−8
−6
−4
−2
0
2
4
6
8

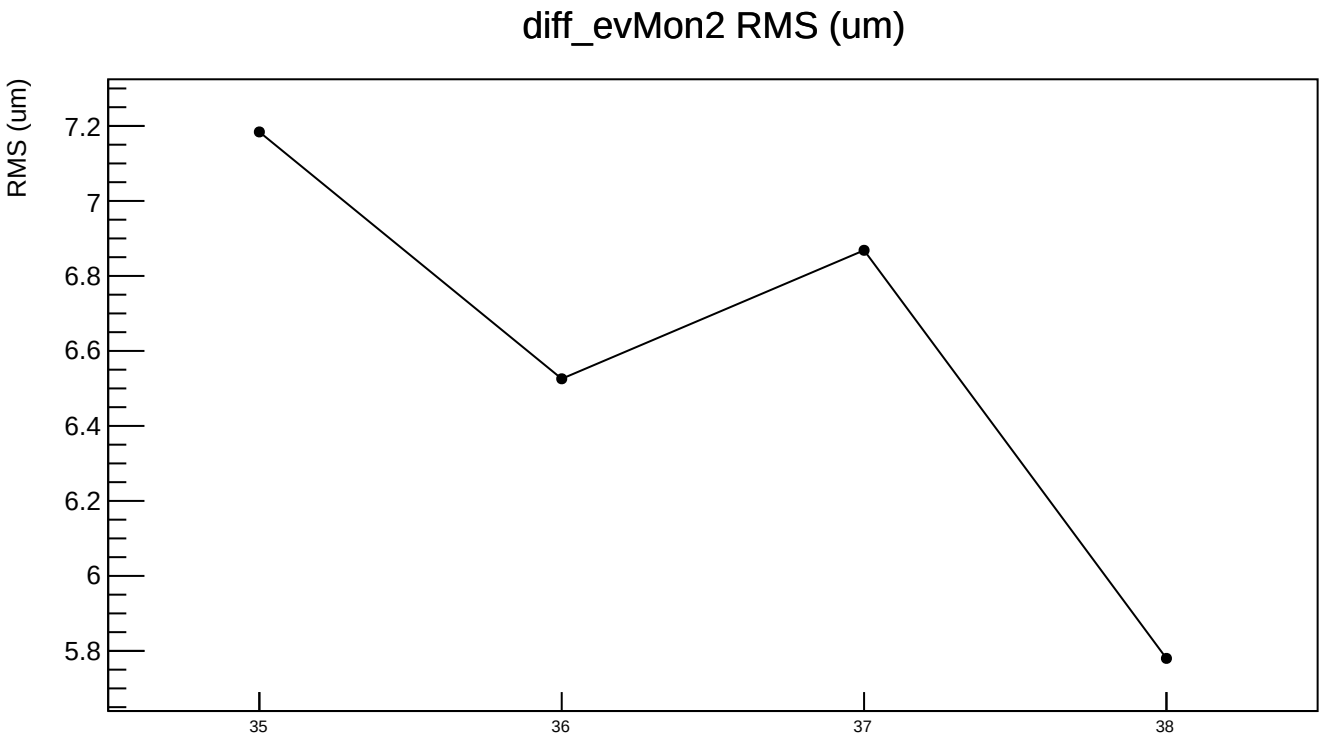
diff_evMon2 RMS (um)
RMS (um)
7.2
7
6.8
6.6
6.4
6.2
6
5.8
35
36
37
38

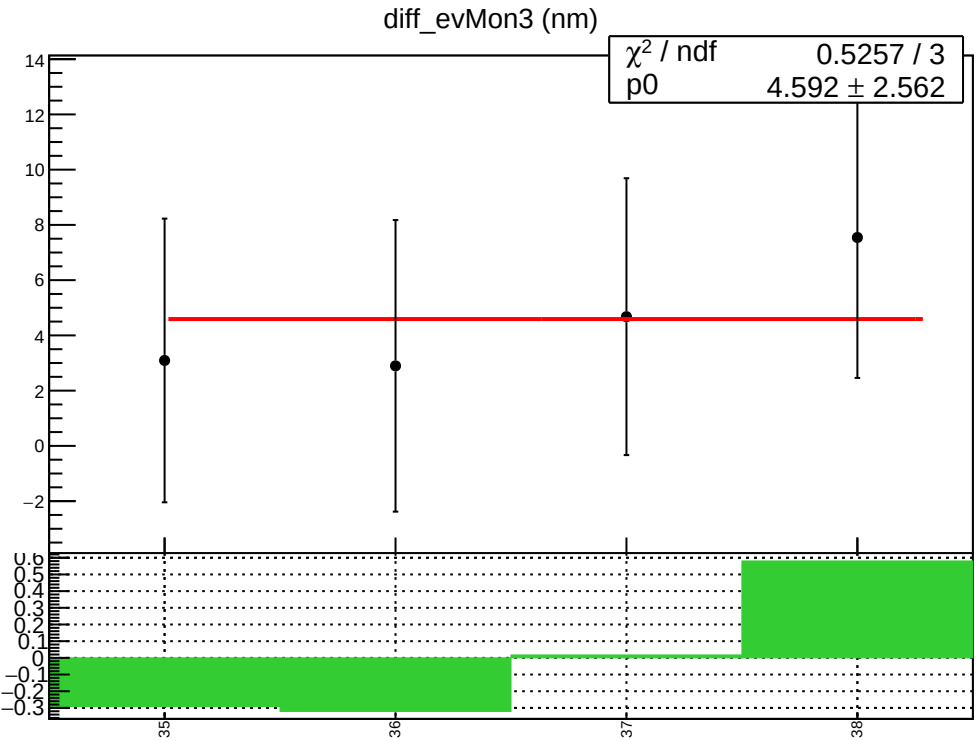
diff_evMon3 (nm)
χ² / ndf 0.5257 / 3
p0 4.592 ± 2.562
14
12
10
8
6
4
2
0
−2
0.6
0.5
0.4
0.3
0.2
0.1
0
−0.1
−0.2
−0.3
35
36
37
38

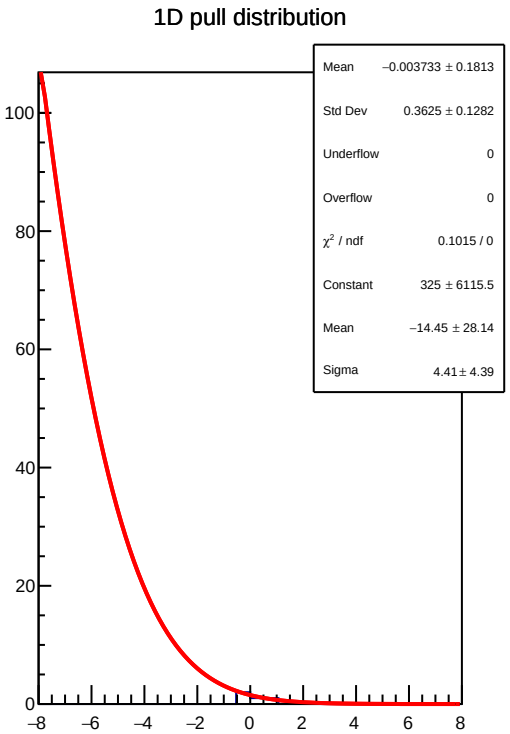
1D pull distribution
Mean −0.003733 ± 0.1813
Std Dev 0.3625 ± 0.1282
Underflow 0
Overflow 0
χ² / ndf 0.1015 / 0
Constant 325 ± 6115.5
Mean −14.45 ± 28.14
Sigma 4.41 ± 4.39
100
80
60
40
20
0
−8
−6
−4
−2
0
2
4
6
8

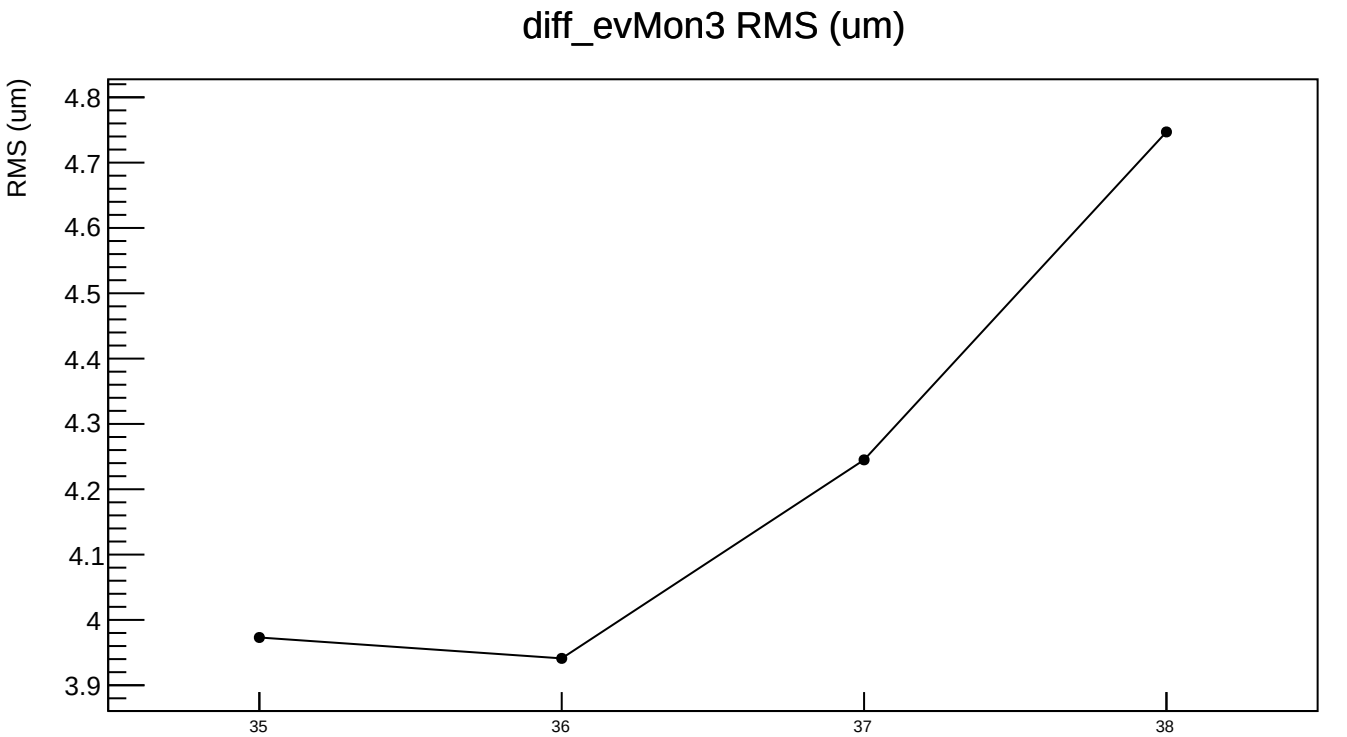
diff_evMon3 RMS (um)
RMS (um)
4.8
4.7
4.6
4.5
4.4
4.3
4.2
4.1
4
3.9
35
36
37
38

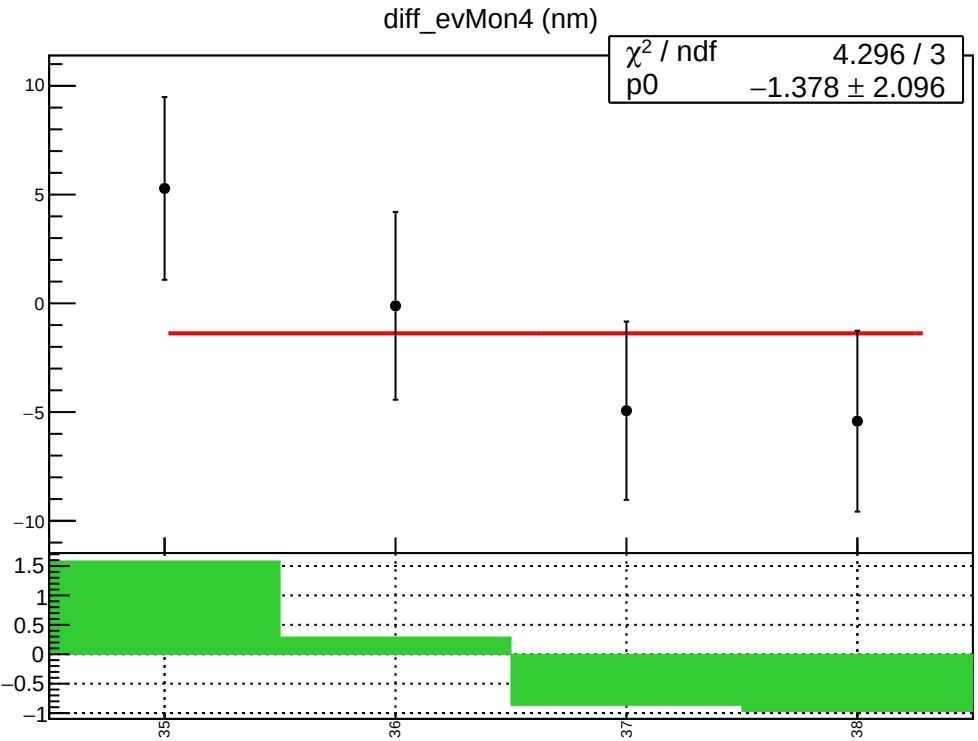
diff_evMon4 (nm)
χ² / ndf 4.296 / 3
p0 −1.378 ± 2.096
10
5
0
−5
−10
1.5
1
0.5
0
−0.5
−1
35
36
37
38

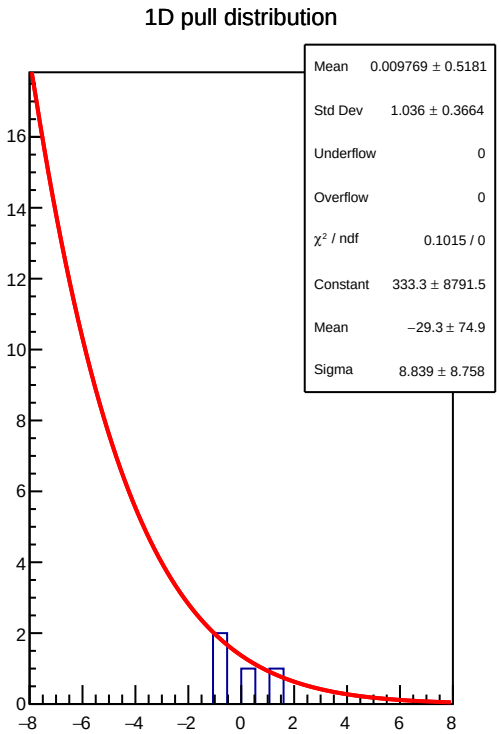
1D pull distribution
Mean 0.009769 ± 0.5181
Std Dev 1.036 ± 0.3664
Underflow 0
Overflow 0
χ² / ndf 0.1015 / 0
Constant 333.3 ± 8791.5
Mean −29.3 ± 74.9
Sigma 8.839 ± 8.758
16
14
12
10
8
6
4
2
0
−8
−6
−4
−2
0
2
4
6
8

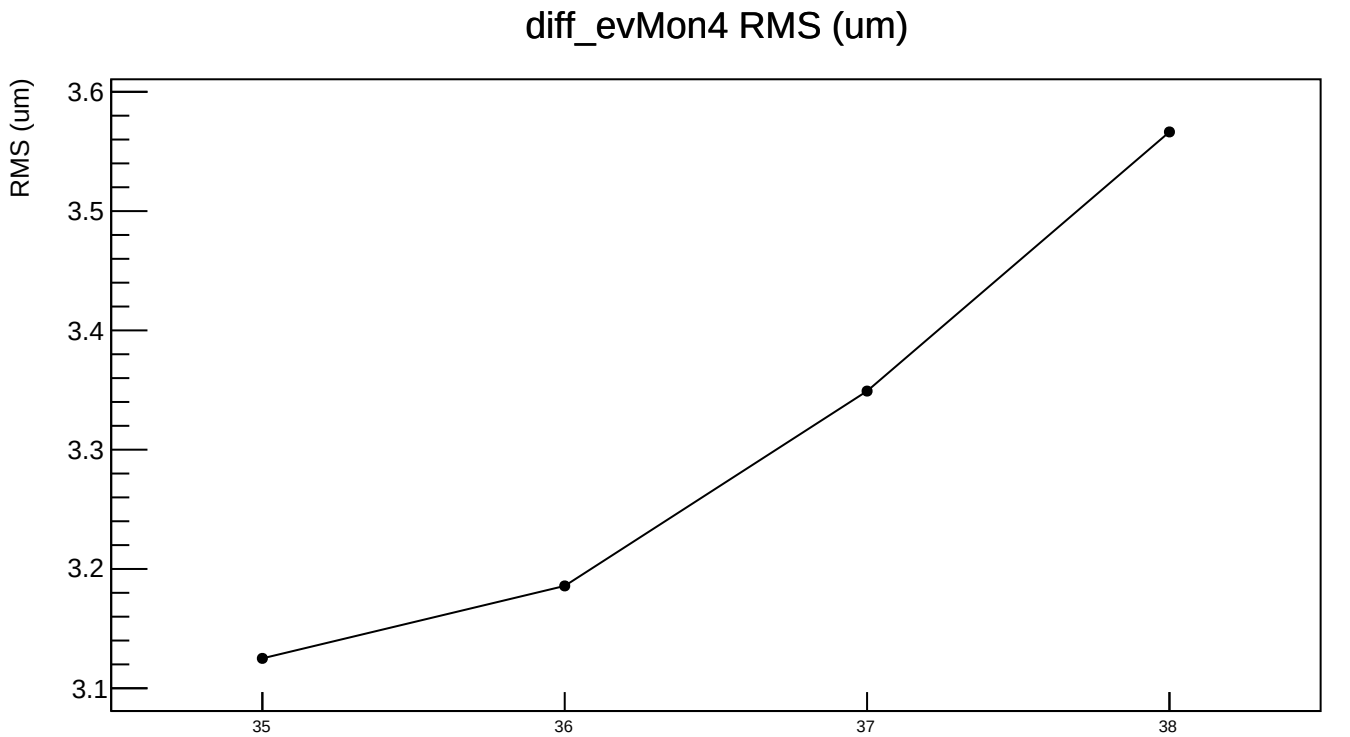
diff_evMon4 RMS (um)
RMS (um)
3.6
3.5
3.4
3.3
3.2
3.1
35
36
37
38

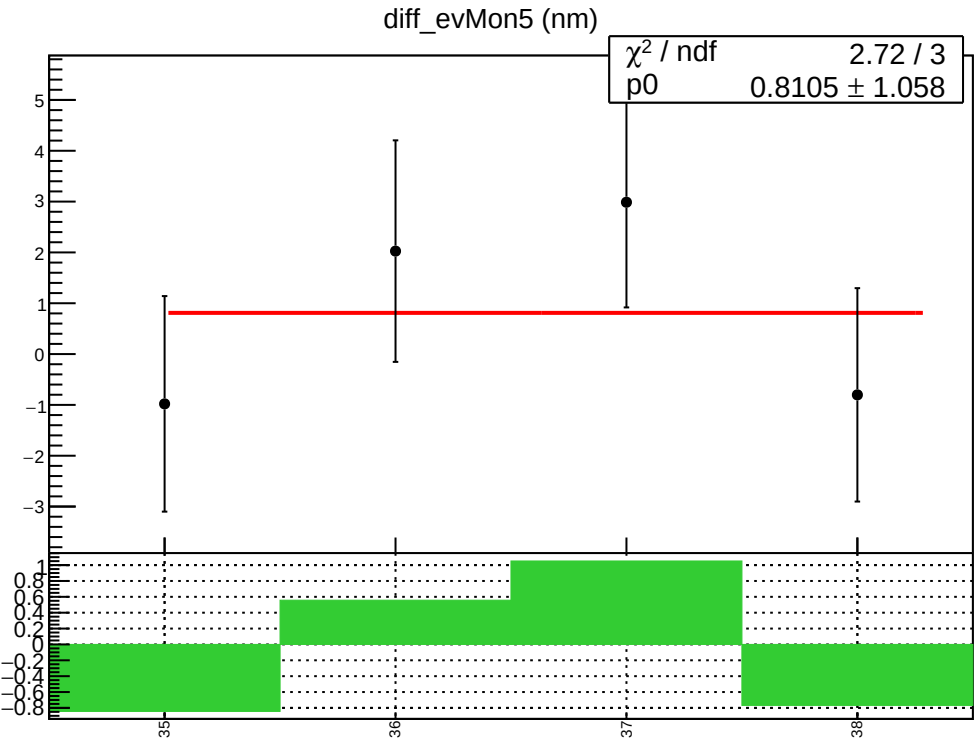
diff_evMon5 (nm)
χ² / ndf 2.72 / 3
p0 0.8105 ± 1.058
5
4
3
2
1
0
−1
−2
−3
1
0.8
0.6
0.4
0.2
0
−0.2
−0.4
−0.6
−0.8
35
36
37
38

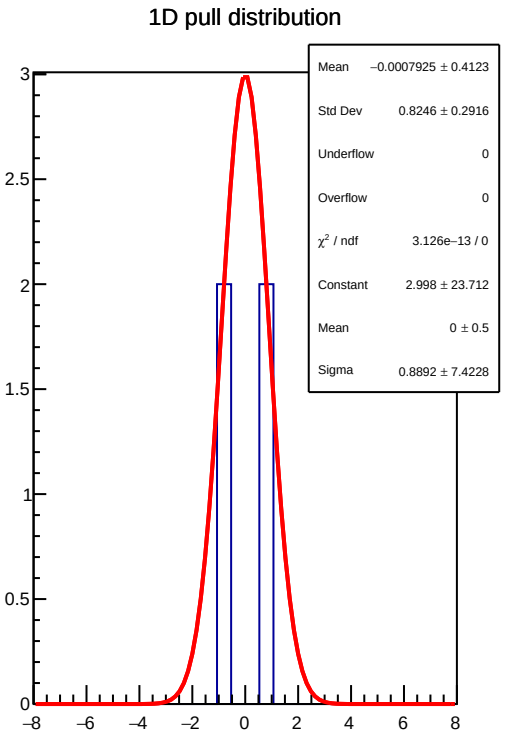
1D pull distribution
Mean −0.0007925 ± 0.4123
Std Dev 0.8246 ± 0.2916
Underflow 0
Overflow 0
χ² / ndf 3.126e−13 / 0
Constant 2.998 ± 23.712
Mean 0 ± 0.5
Sigma 0.8892 ± 7.4228
3
2.5
2
1.5
1
0.5
0
−8
−6
−4
−2
0
2
4
6
8

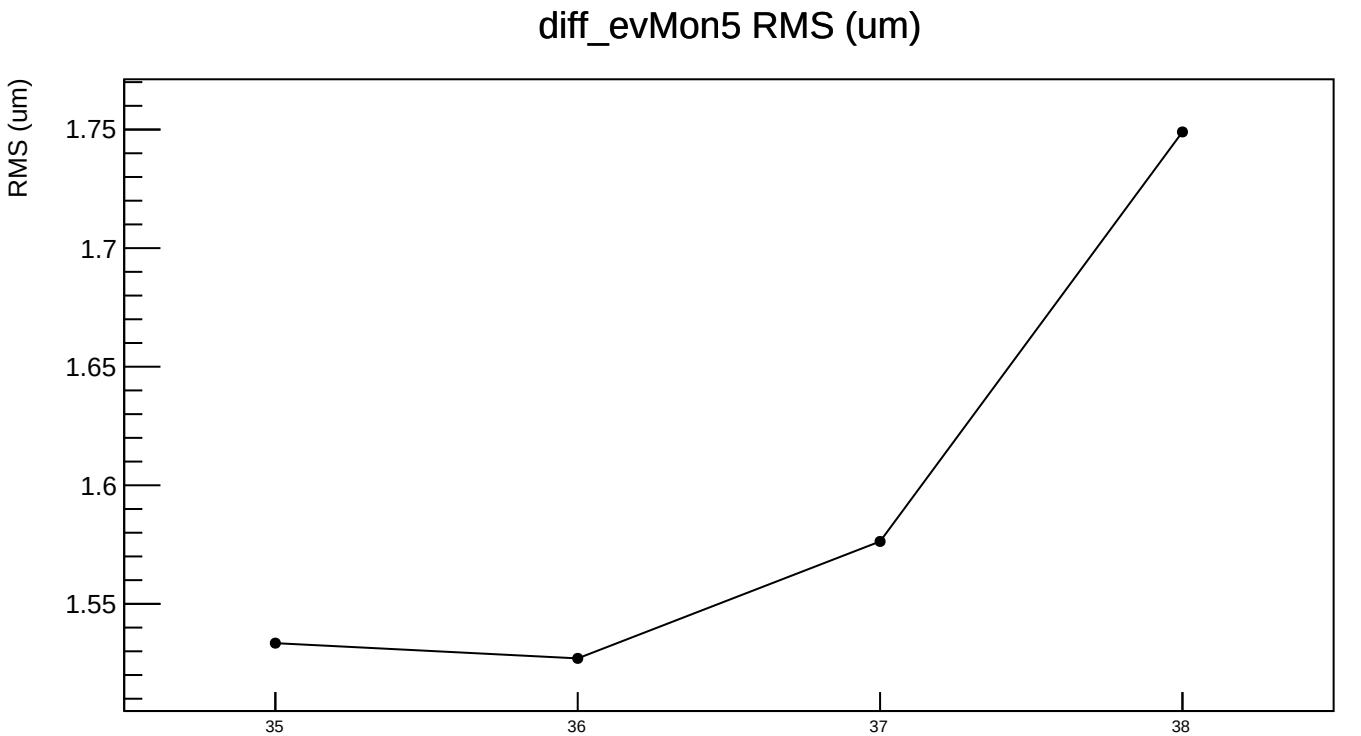
diff_evMon5 RMS (um)
RMS (um)
1.75
1.7
1.65
1.6
1.55
35
36
37
38

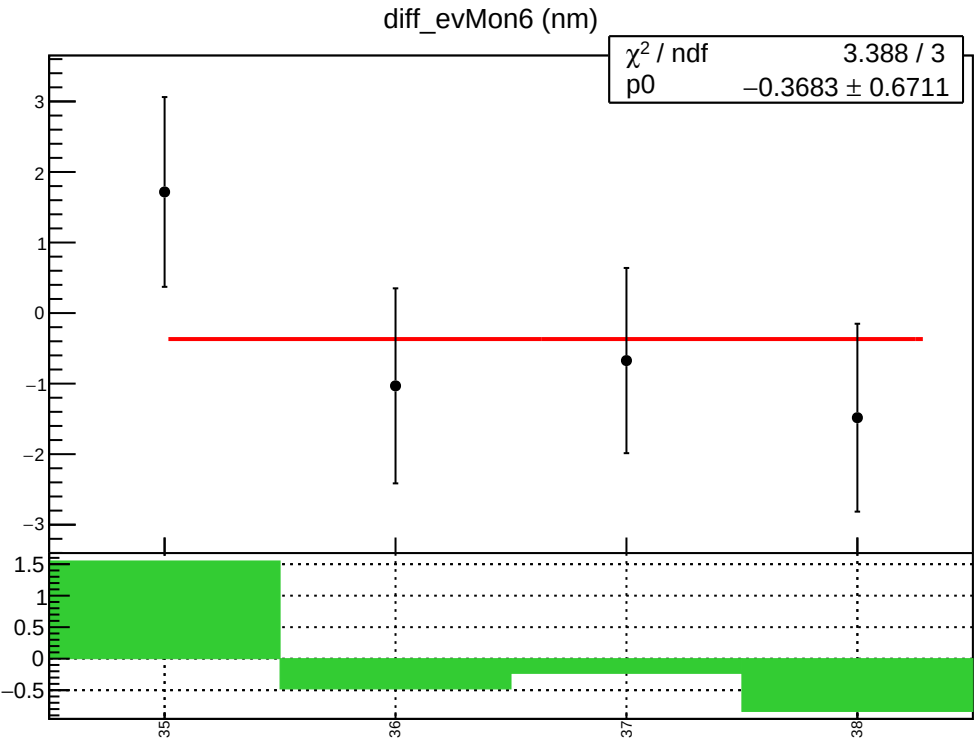
diff_evMon6 (nm)
χ^2 / ndf 3.388 / 3
p0 −0.3683 ± 0.6711
3
2
1
0
−1
−2
−3
1.5
1
0.5
0
−0.5
35
36
37
38

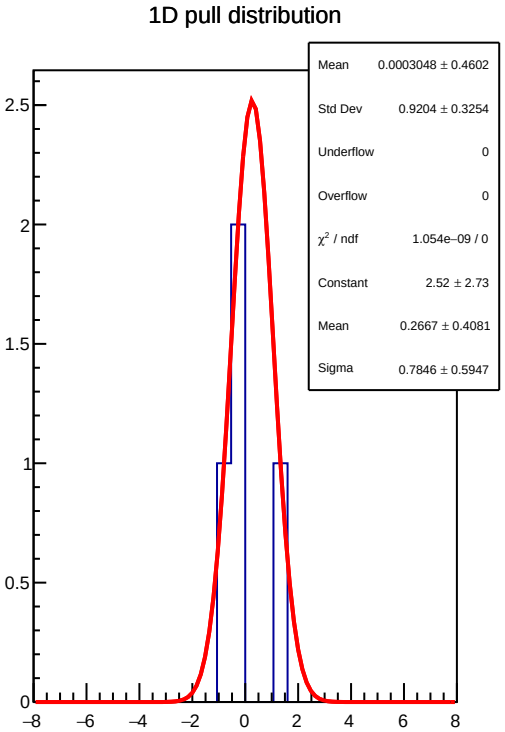
1D pull distribution
Mean 0.0003048 ± 0.4602
Std Dev 0.9204 ± 0.3254
Underflow 0
Overflow 0
χ^2 / ndf 1.054e−09 / 0
Constant 2.52 ± 2.73
Mean 0.2667 ± 0.4081
Sigma 0.7846 ± 0.5947
2.5
2
1.5
1
0.5
0
−8
−6
−4
−2
0
2
4
6
8

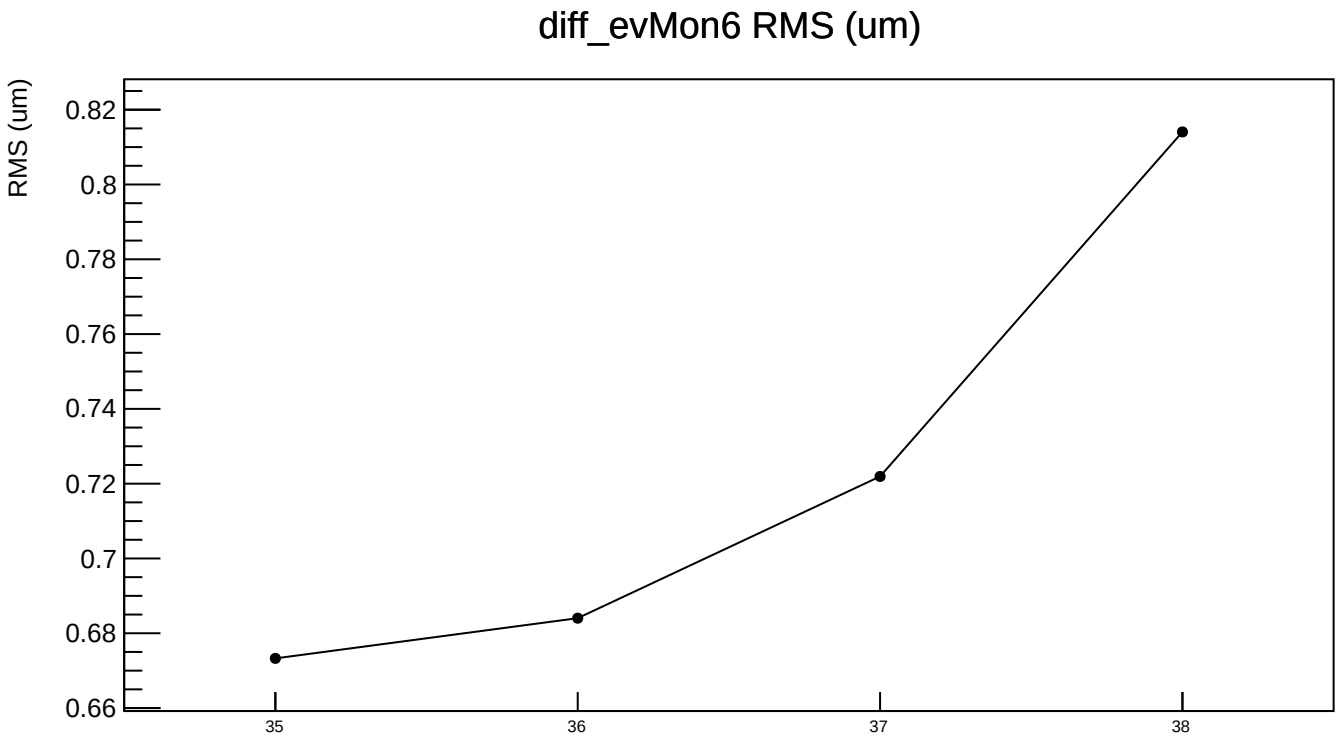
diff_evMon6 RMS (um)
RMS (um)
0.82
0.8
0.78
0.76
0.74
0.72
0.7
0.68
0.66
35
36
37
38

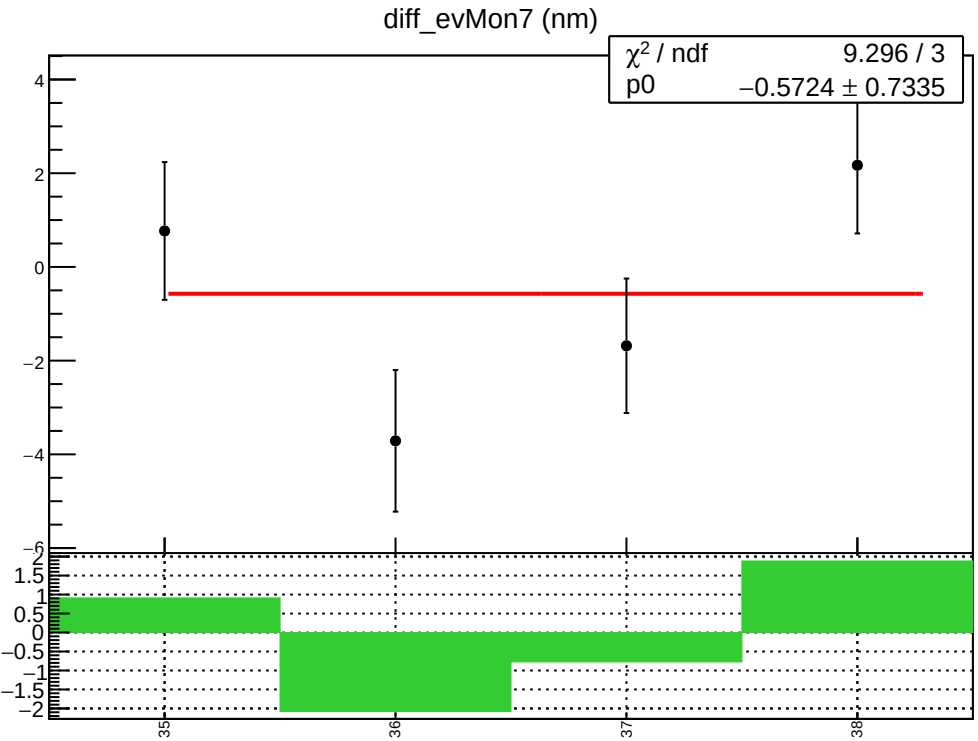
diff_evMon7 (nm)
χ² / ndf 9.296 / 3
p0 −0.5724 ± 0.7335
4
2
0
−2
−4
−6
2
1.5
1
0.5
0
−0.5
−1
−1.5
−2
35
36
37
38

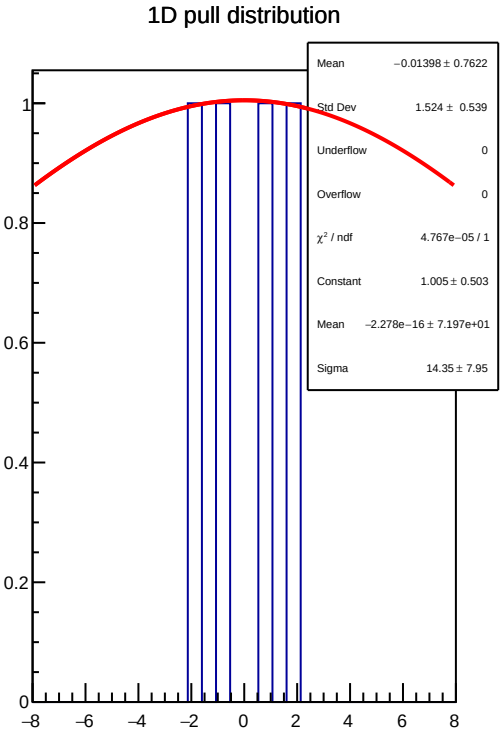
1D pull distribution
Mean −0.01398 ± 0.7622
Std Dev 1.524 ± 0.539
Underflow 0
Overflow 0
χ² / ndf 4.767e−05 / 1
Constant 1.005 ± 0.503
Mean −2.278e−16 ± 7.197e+01
Sigma 14.35 ± 7.95
1
0.8
0.6
0.4
0.2
0
−8
−6
−4
−2
0
2
4
6
8

diff_evMon7 RMS (um)

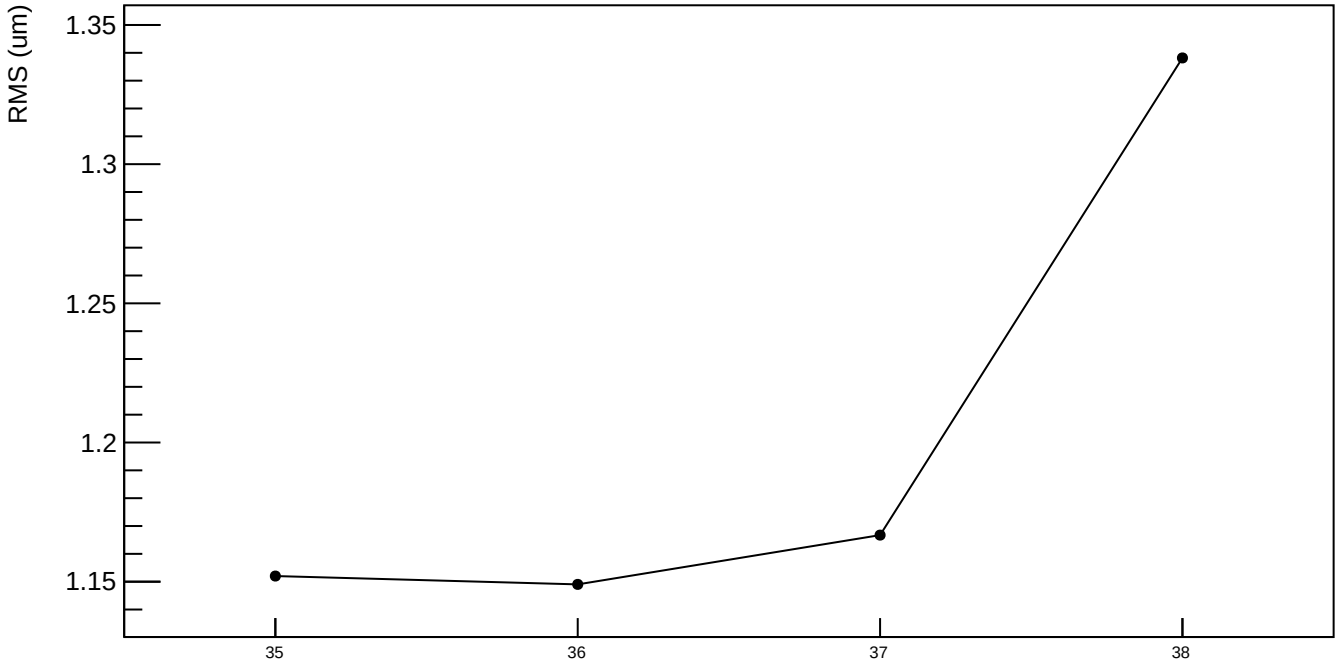

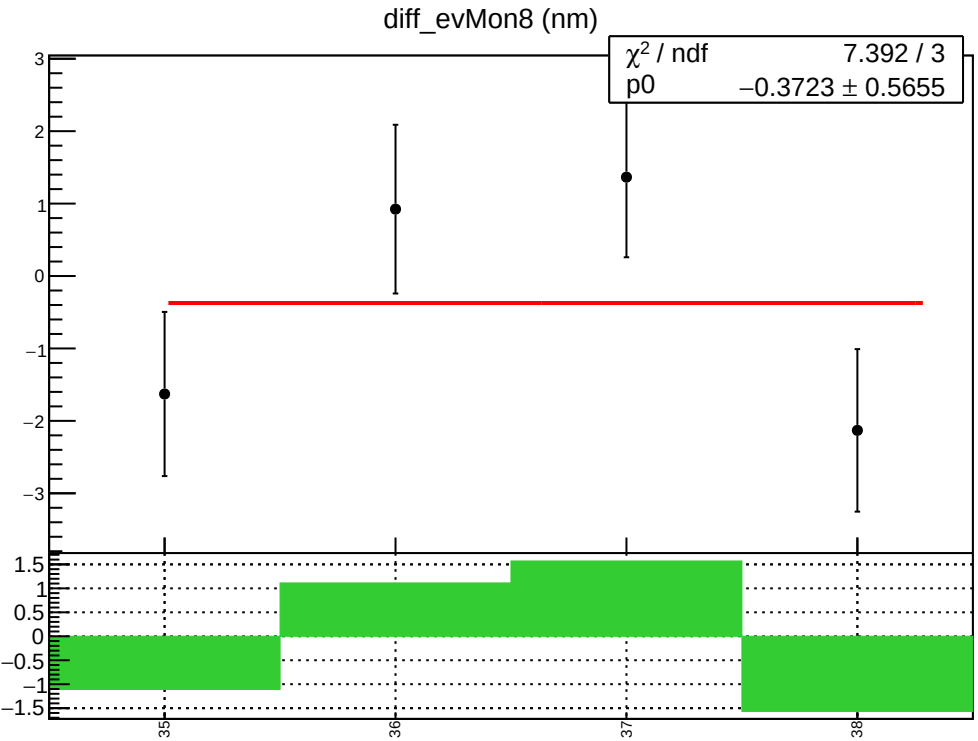
diff_evMon8 (nm)
χ^2 / ndf 7.392 / 3
p0 −0.3723 ± 0.5655
3
2
1
0
−1
−2
−3
1.5
1
0.5
0
−0.5
−1
−1.5
35
36
37
38

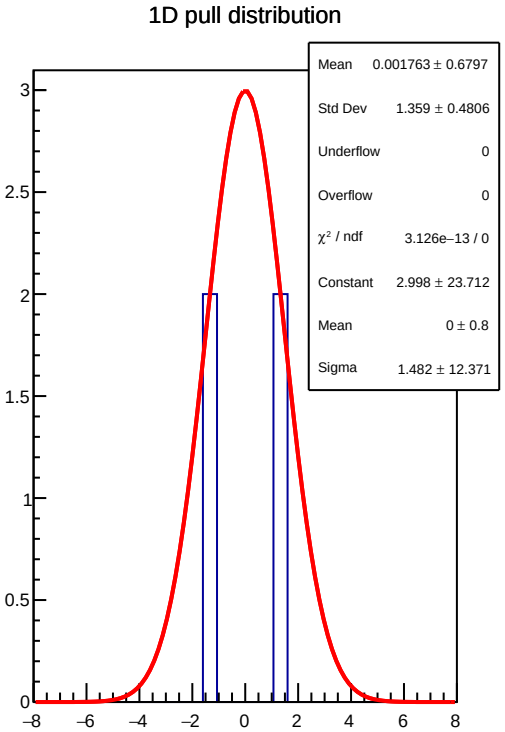
1D pull distribution
Mean 0.001763 ± 0.6797
Std Dev 1.359 ± 0.4806
Underflow 0
Overflow 0
χ^2 / ndf 3.126e−13 / 0
Constant 2.998 ± 23.712
Mean 0 ± 0.8
Sigma 1.482 ± 12.371
3
2.5
2
1.5
1
0.5
0
−8
−6
−4
−2
0
2
4
6
8

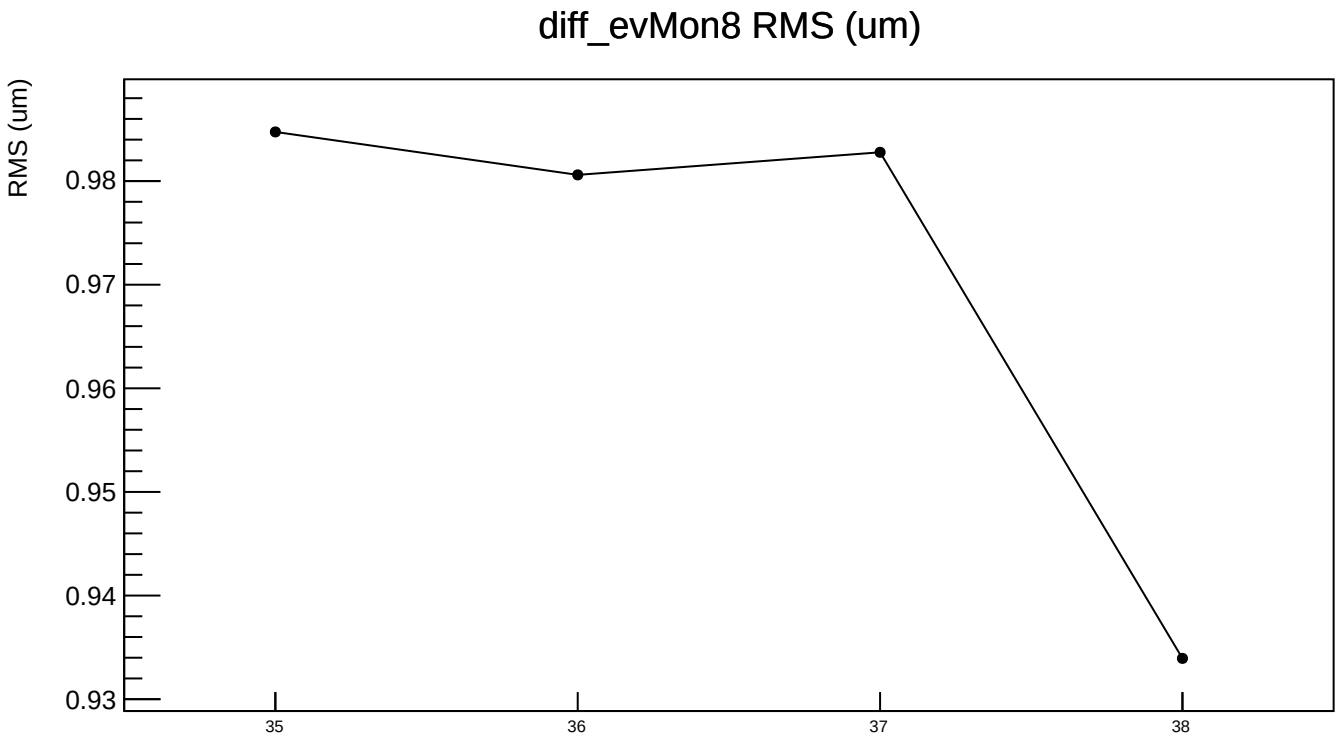
diff_evMon8 RMS (um)
RMS (um)
0.98
0.97
0.96
0.95
0.94
0.93
35
36
37
38

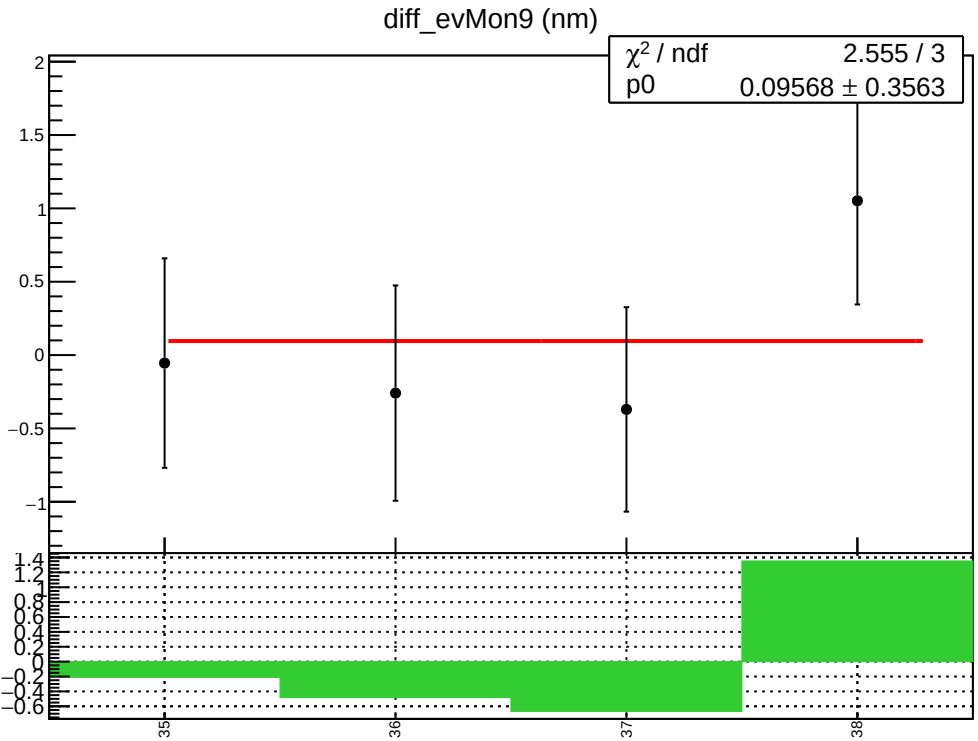
diff_evMon9 (nm)
χ^2 / ndf 2.555 / 3
p0 0.09568 ± 0.3563
2
1.5
1
0.5
0
−0.5
−1
1.4
1.2
1
0.8
0.6
0.4
0.2
0
−0.2
−0.4
−0.6
35
36
37
38

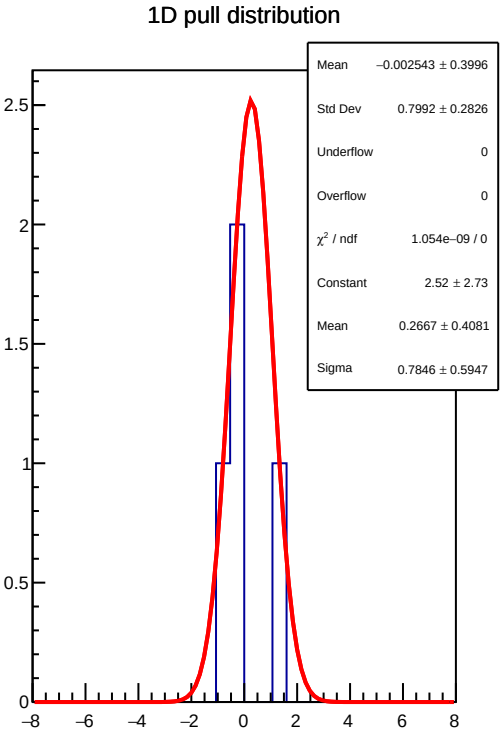
1D pull distribution
Mean −0.002543 ± 0.3996
Std Dev 0.7992 ± 0.2826
Underflow 0
Overflow 0
χ^2 / ndf 1.054e−09 / 0
Constant 2.52 ± 2.73
Mean 0.2667 ± 0.4081
Sigma 0.7846 ± 0.5947
2.5
2
1.5
1
0.5
0
−8
−6
−4
−2
0
2
4
6
8

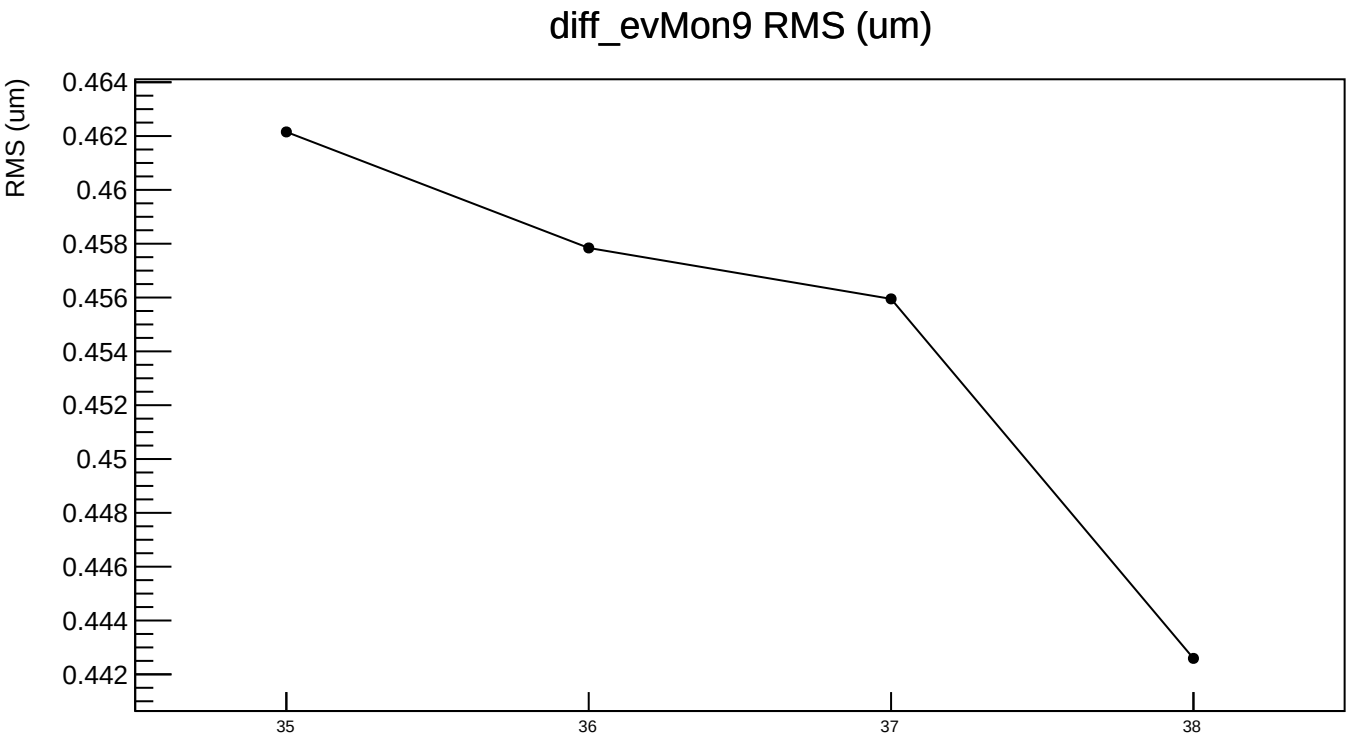
diff_evMon9 RMS (um)
RMS (um)
0.464
0.462
0.46
0.458
0.456
0.454
0.452
0.45
0.448
0.446
0.444
0.442
35
36
37
38

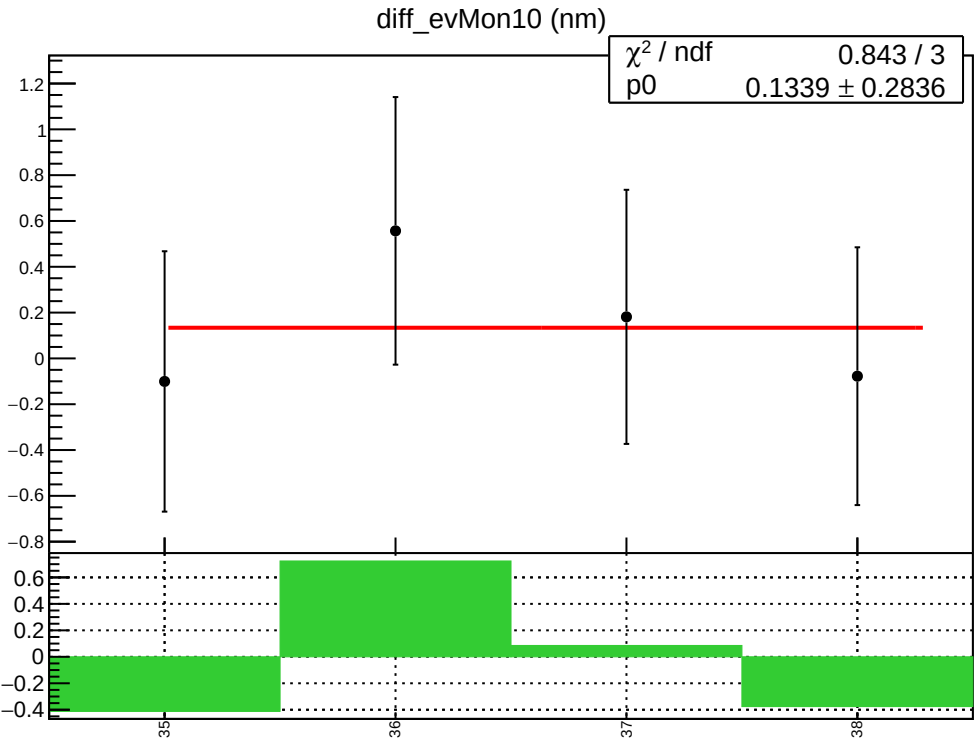
diff_evMon10 (nm)
χ² / ndf 0.843 / 3
p0 0.1339 ± 0.2836
1.2
1
0.8
0.6
0.4
0.2
0
−0.2
−0.4
−0.6
−0.8
0.6
0.4
0.2
0
−0.2
−0.4
35
36
37
38

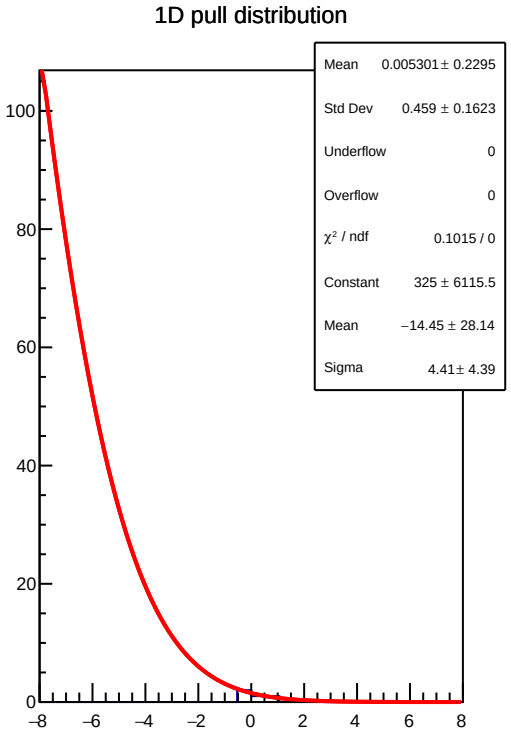
1D pull distribution
Mean 0.005301 ± 0.2295
Std Dev 0.459 ± 0.1623
Underflow 0
Overflow 0
χ² / ndf 0.1015 / 0
Constant 325 ± 6115.5
Mean −14.45 ± 28.14
Sigma 4.41 ± 4.39
100
80
60
40
20
0
−8
−6
−4
−2
0
2
4
6
8

diff_evMon10 RMS (um)

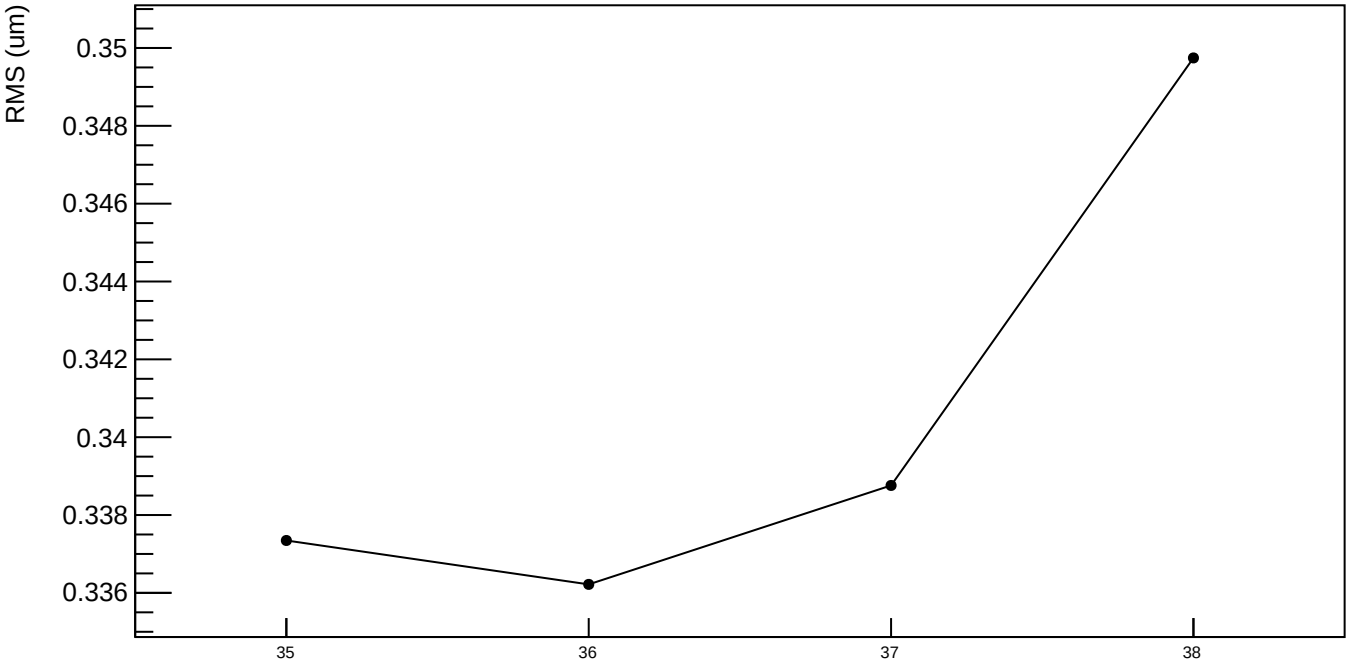

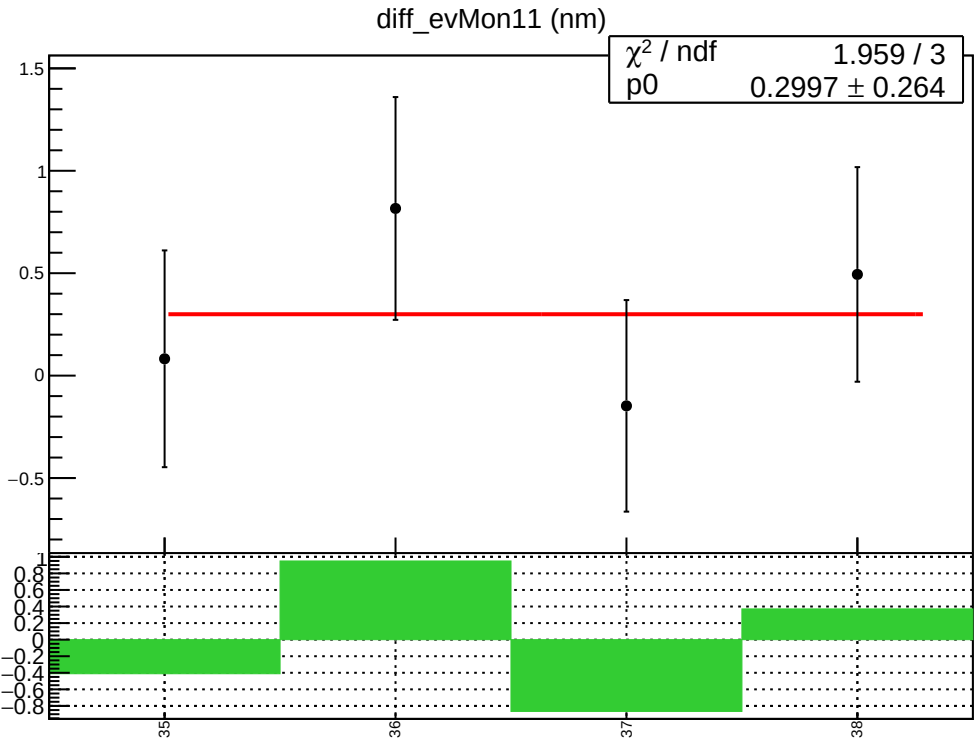
diff_evMon11 (nm)
χ² / ndf 1.959 / 3
p0 0.2997 ± 0.264
1.5
1
0.5
0
−0.5
35
36
37
38

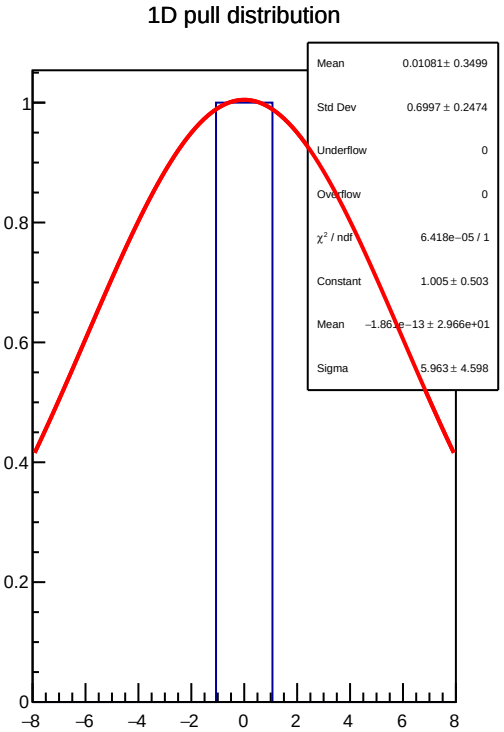
1D pull distribution
Mean 0.01081 ± 0.3499
Std Dev 0.6997 ± 0.2474
Underflow 0
Overflow 0
χ² / ndf 6.418e−05 / 1
Constant 1.005 ± 0.503
Mean −1.861e−13 ± 2.966e+01
Sigma 5.963 ± 4.598

diff_evMon11 RMS (um)

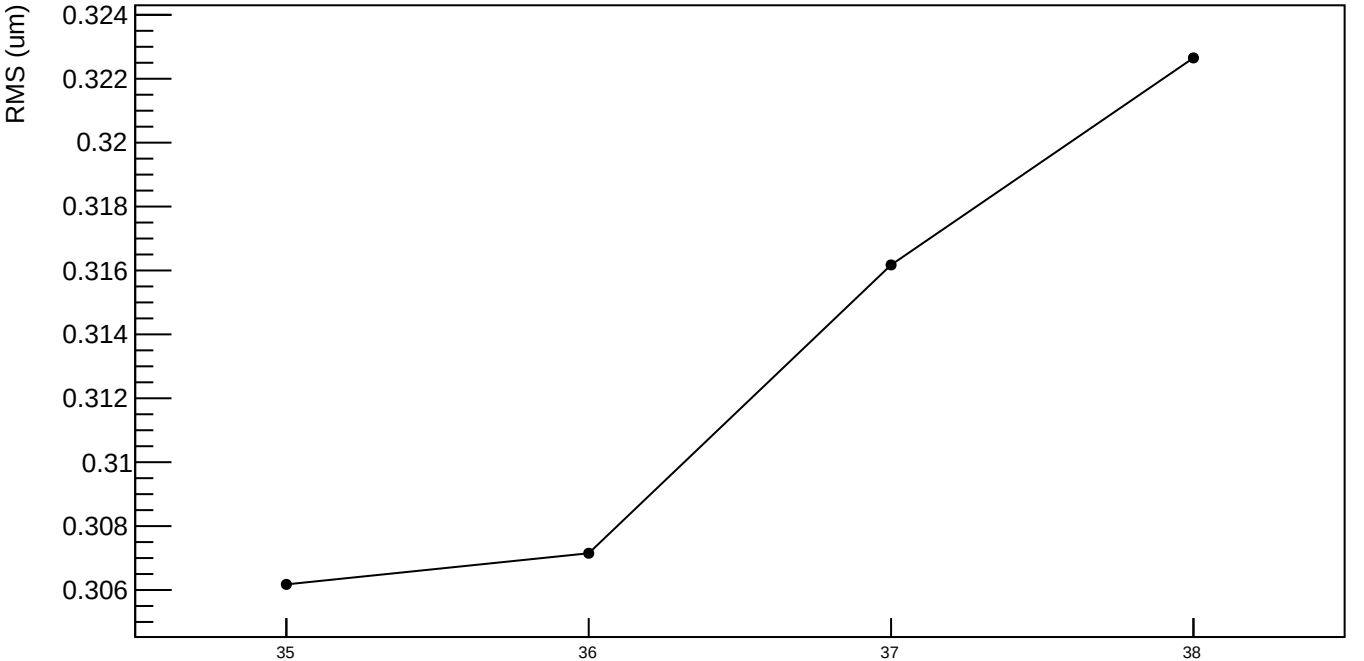

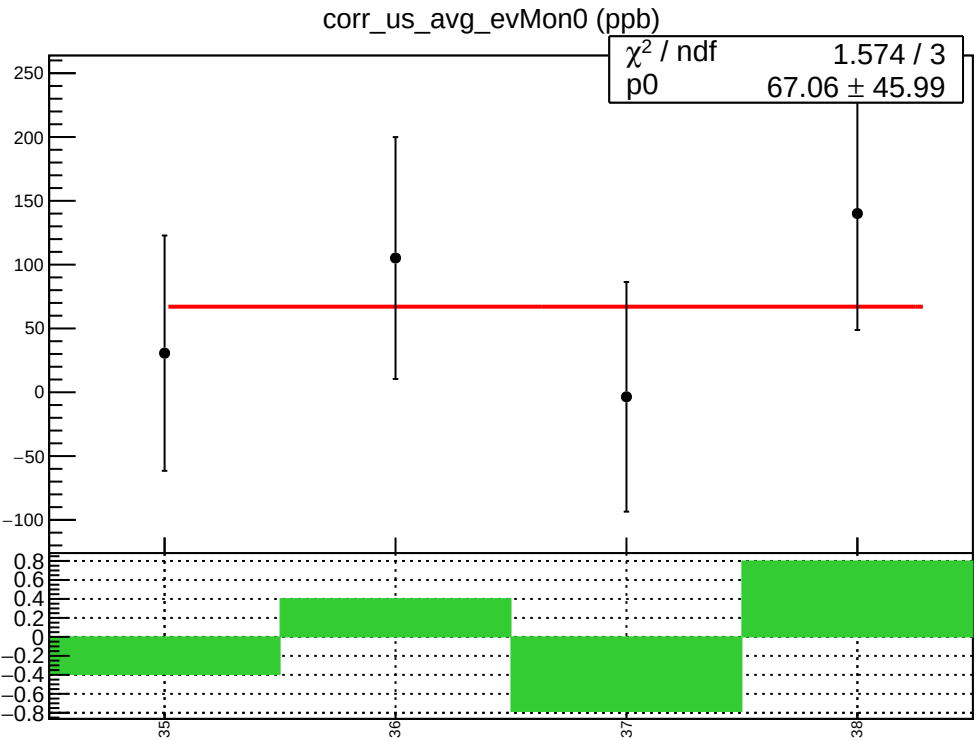
corr_us_avg_evMon0 (ppb)
χ² / ndf 1.574 / 3
p0 67.06 ± 45.99
250
200
150
100
50
0
−50
−100
0.8
0.6
0.4
0.2
0
−0.2
−0.4
−0.6
−0.8
35
36
37
38

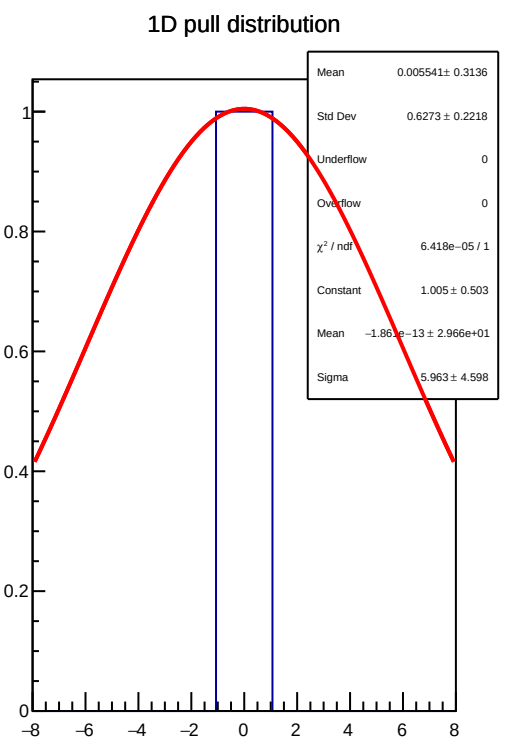
1D pull distribution
Mean 0.005541 ± 0.3136
Std Dev 0.6273 ± 0.2218
Underflow 0
Overflow 0
χ² / ndf 6.418e−05 / 1
Constant 1.005 ± 0.503
Mean −1.861e−13 ± 2.966e+01
Sigma 5.963 ± 4.598
1
0.8
0.6
0.4
0.2
0
−8
−6
−4
−2
0
2
4
6
8

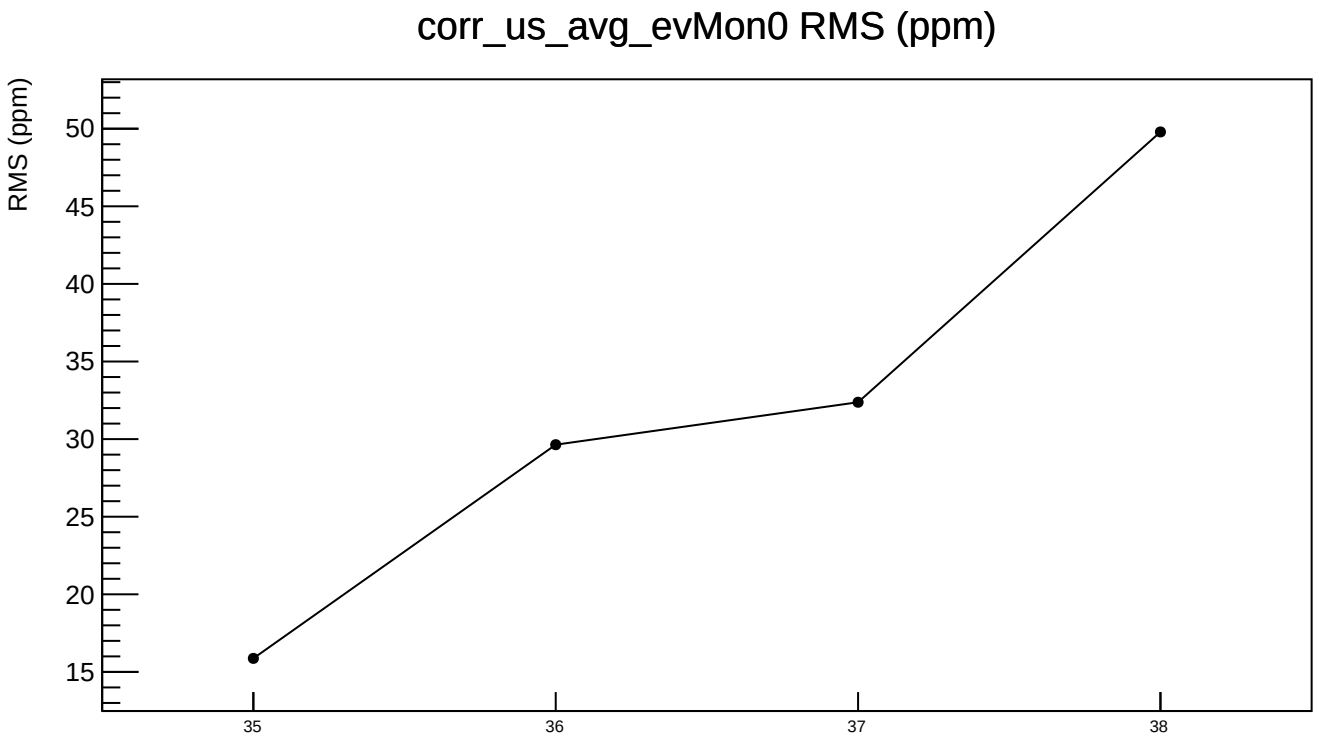
corr_us_avg_evMon0 RMS (ppm)
RMS (ppm)
50
45
40
35
30
25
20
15
35
36
37
38

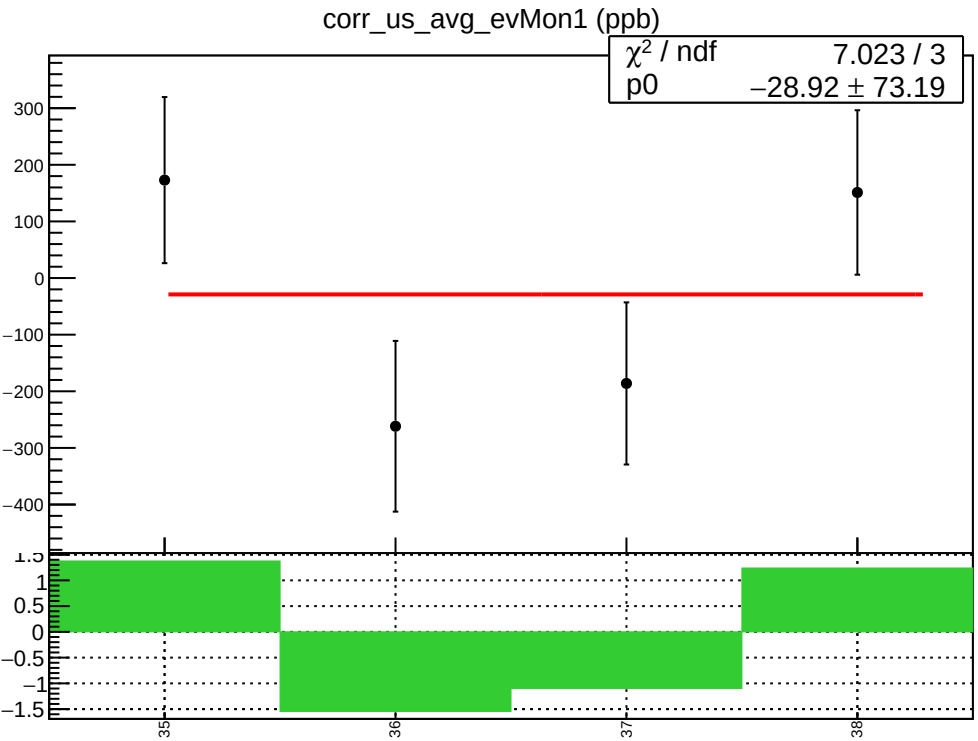
corr_us_avg_evMon1 (ppb)
χ² / ndf 7.023 / 3
p0 −28.92 ± 73.19
300
200
100
0
−100
−200
−300
−400
1.5
1
0.5
0
−0.5
−1
−1.5
35
36
37
38

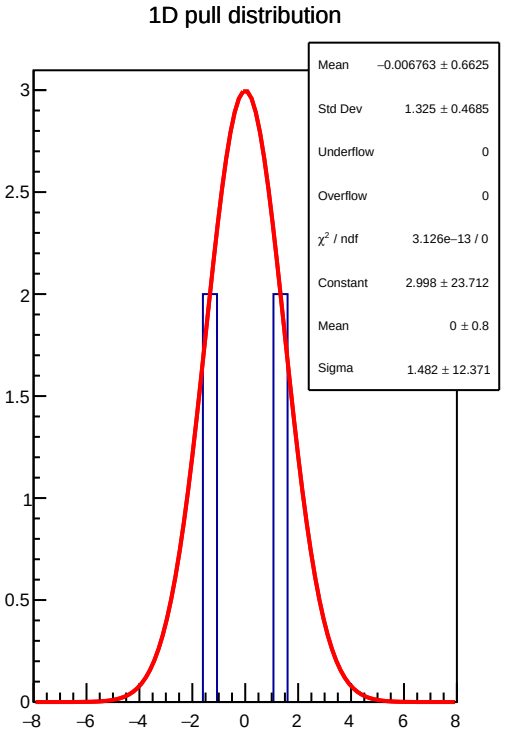
1D pull distribution
Mean −0.006763 ± 0.6625
Std Dev 1.325 ± 0.4685
Underflow 0
Overflow 0
χ² / ndf 3.126e−13 / 0
Constant 2.998 ± 23.712
Mean 0 ± 0.8
Sigma 1.482 ± 12.371
3
2.5
2
1.5
1
0.5
0
−8
−6
−4
−2
0
2
4
6
8

corr_us_avg_evMon1 RMS (ppm)

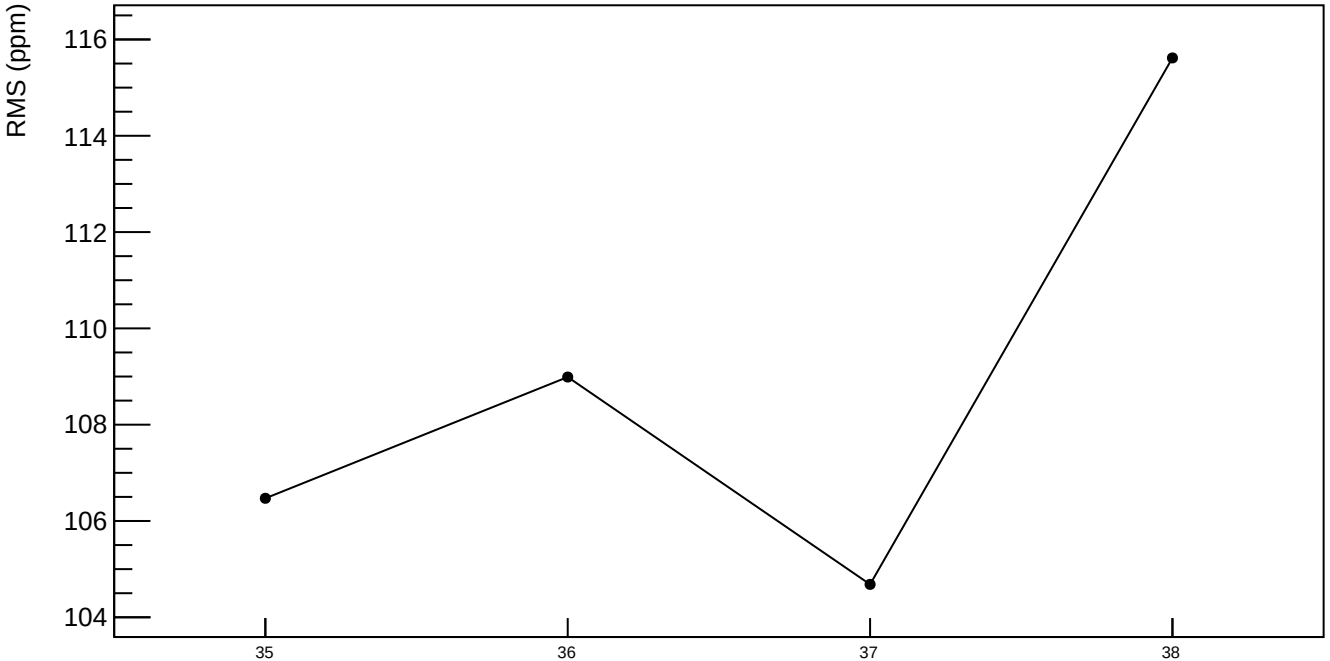

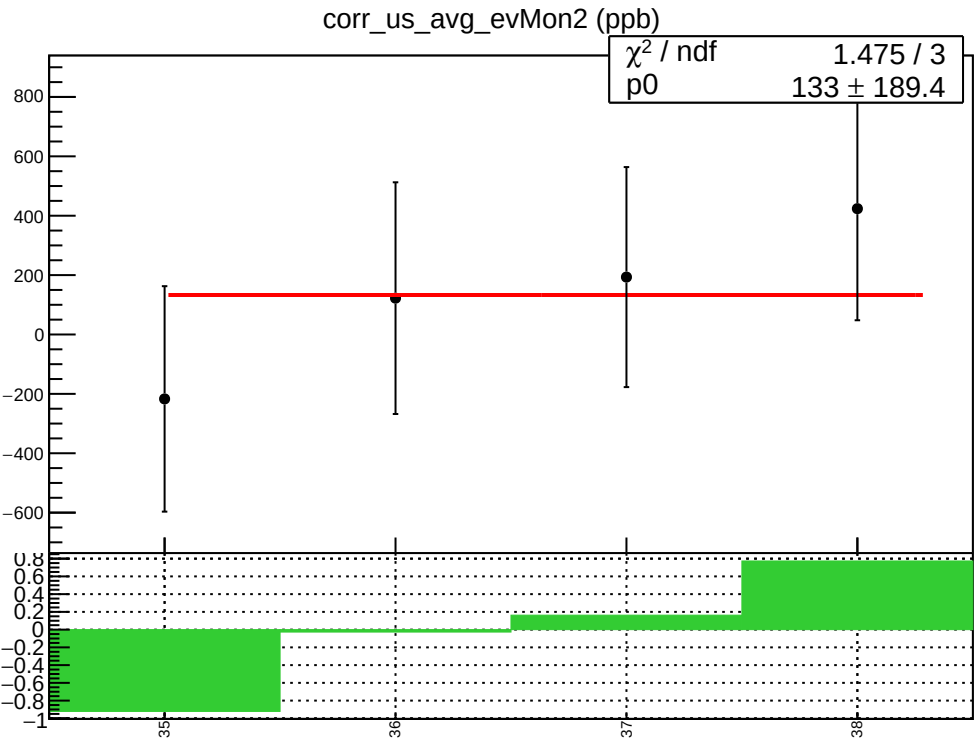
corr_us_avg_evMon2 (ppb)
χ² / ndf 1.475 / 3
p0 133 ± 189.4
800
600
400
200
0
−200
−400
−600
0.8
0.6
0.4
0.2
0
−0.2
−0.4
−0.6
−0.8
−1
35
36
37
38

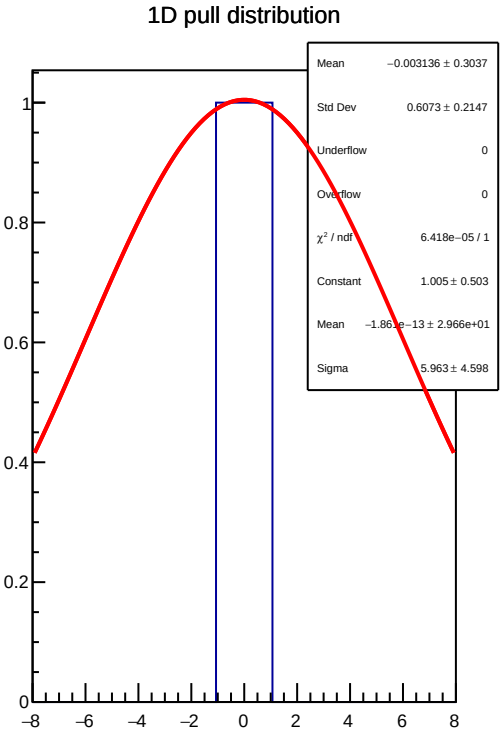
1D pull distribution
Mean −0.003136 ± 0.3037
Std Dev 0.6073 ± 0.2147
Underflow 0
Overflow 0
χ² / ndf 6.418e−05 / 1
Constant 1.005 ± 0.503
Mean −1.861e−13 ± 2.966e+01
Sigma 5.963 ± 4.598
1
0.8
0.6
0.4
0.2
0
−8
−6
−4
−2
0
2
4
6
8

corr_us_avg_evMon2 RMS (ppm)

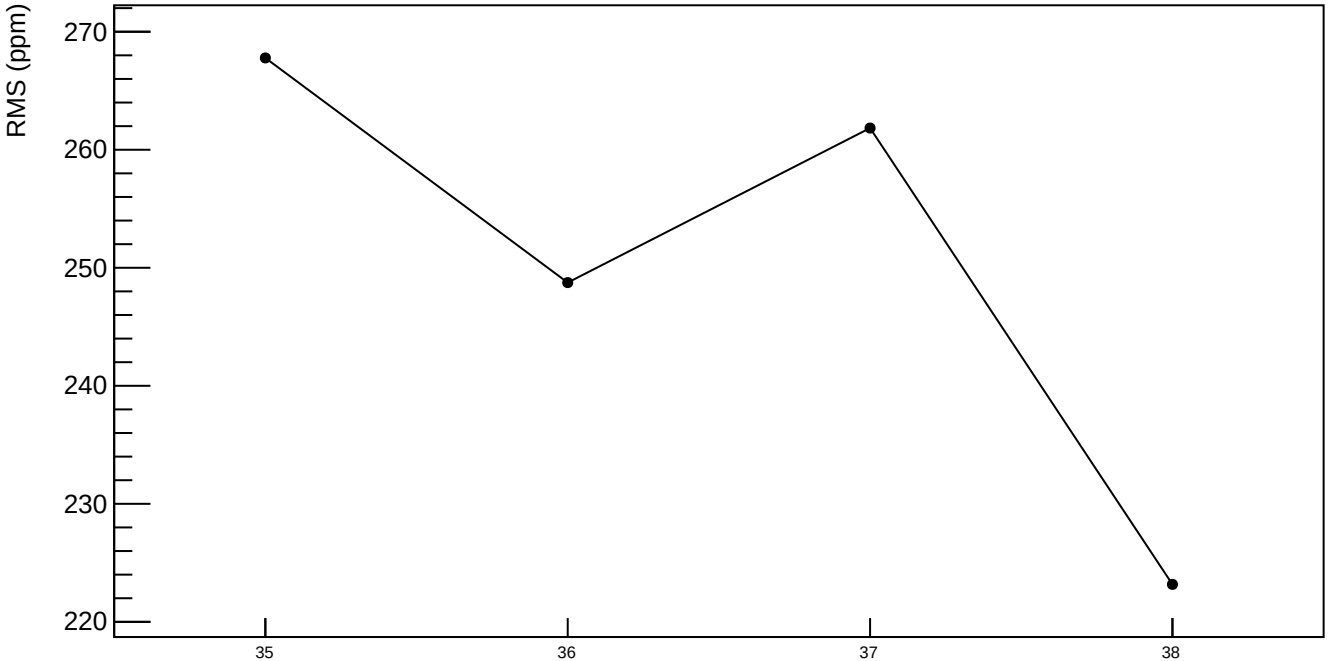

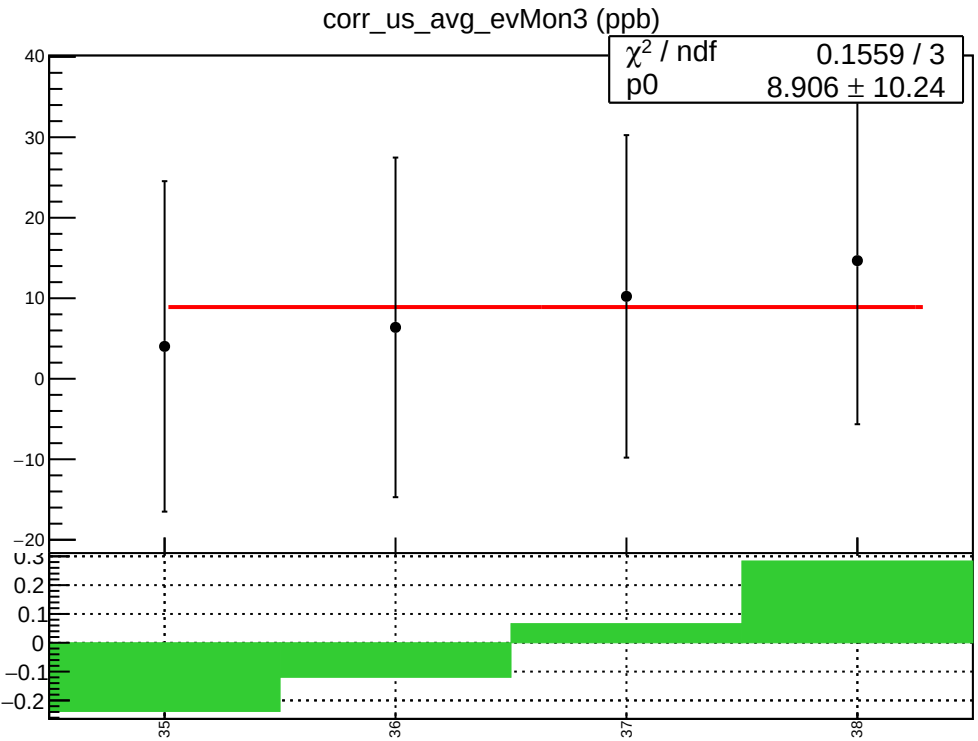
corr_us_avg_evMon3 (ppb)
χ² / ndf 0.1559 / 3
p0 8.906 ± 10.24
40
30
20
10
0
−10
−20
0.3
0.2
0.1
0
−0.1
−0.2
35
36
37
38

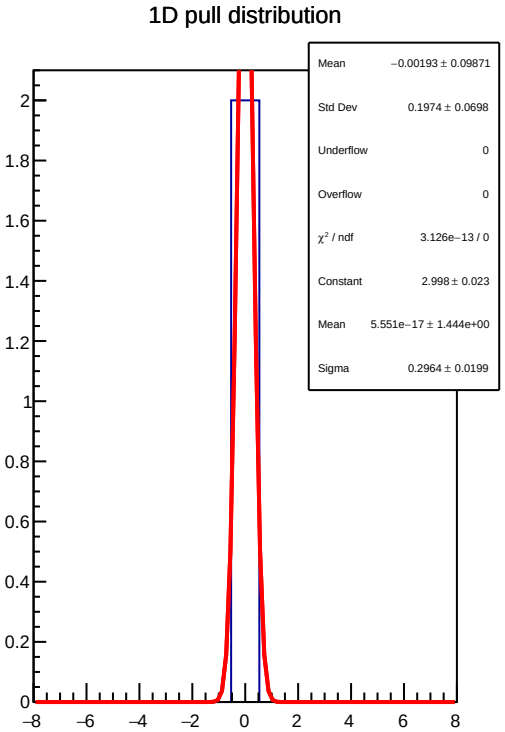
1D pull distribution
Mean −0.00193 ± 0.09871
Std Dev 0.1974 ± 0.0698
Underflow 0
Overflow 0
χ² / ndf 3.126e−13 / 0
Constant 2.998 ± 0.023
Mean 5.551e−17 ± 1.444e+00
Sigma 0.2964 ± 0.0199
2
1.8
1.6
1.4
1.2
1
0.8
0.6
0.4
0.2
0
−8
−6
−4
−2
0
2
4
6
8

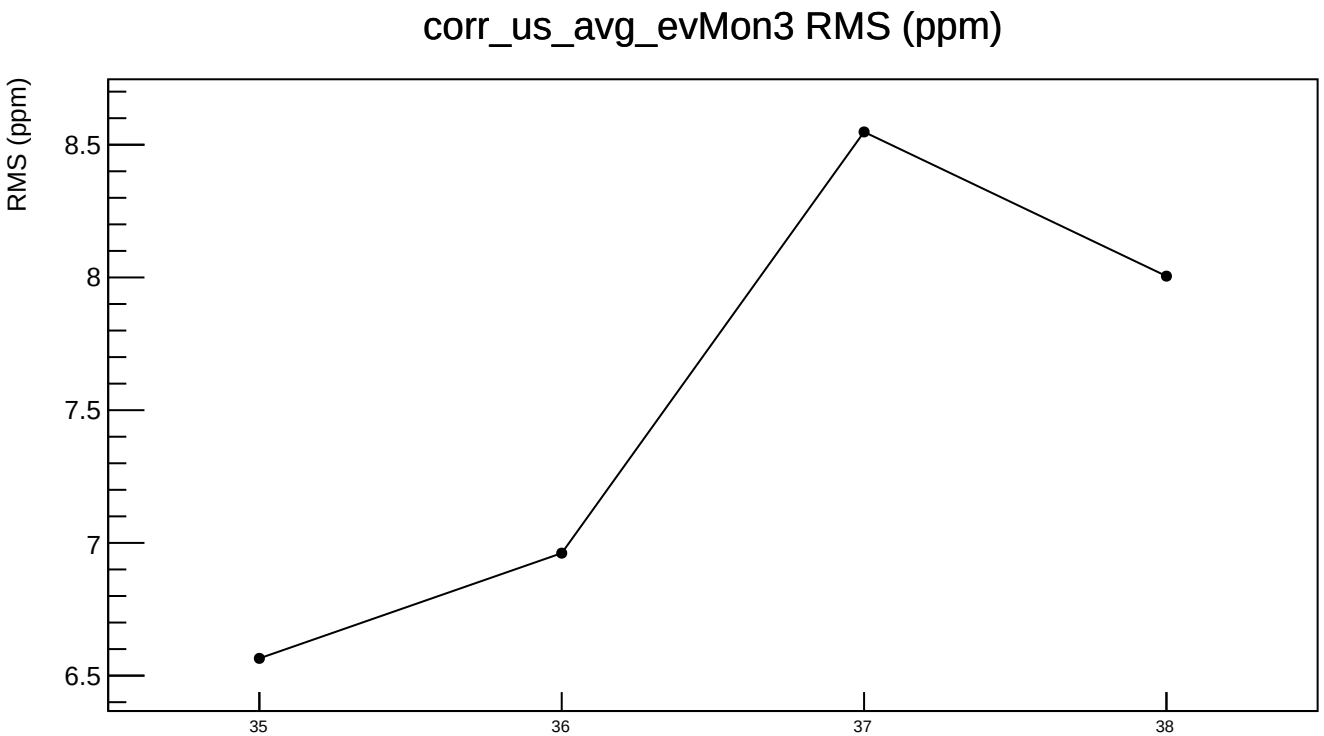
corr_us_avg_evMon3 RMS (ppm)
RMS (ppm)
8.5
8
7.5
7
6.5
35
36
37
38

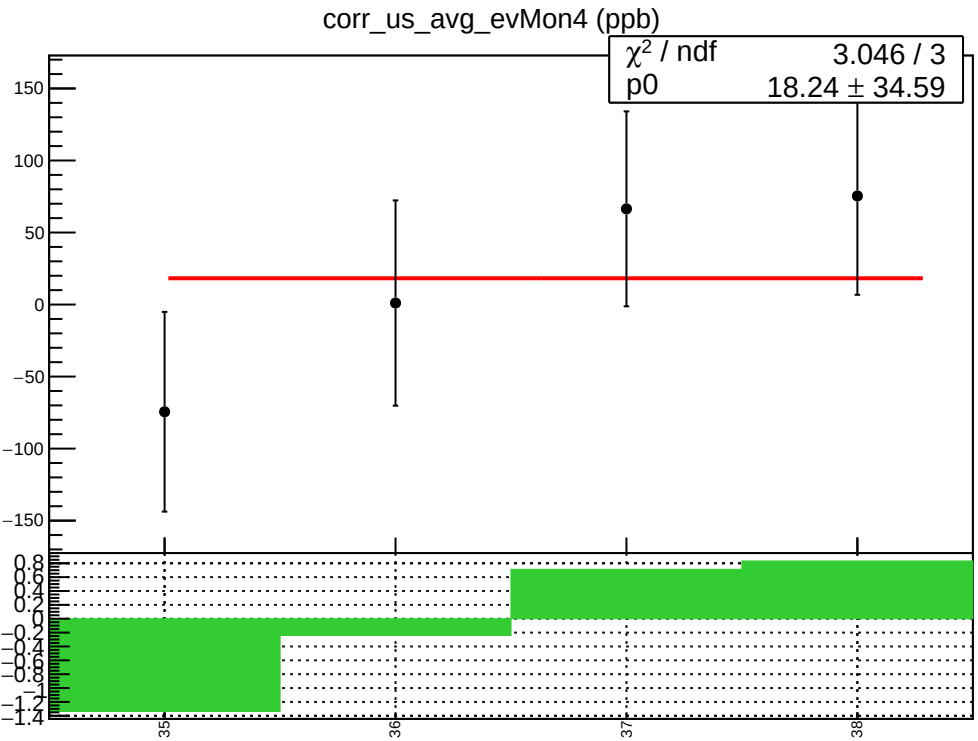
corr_us_avg_evMon4 (ppb)
χ² / ndf 3.046 / 3
p0 18.24 ± 34.59
150
100
50
0
−50
−100
−150
0.8
0.6
0.4
0.2
0
−0.2
−0.4
−0.6
−0.8
−1
−1.2
−1.4
35
36
37
38

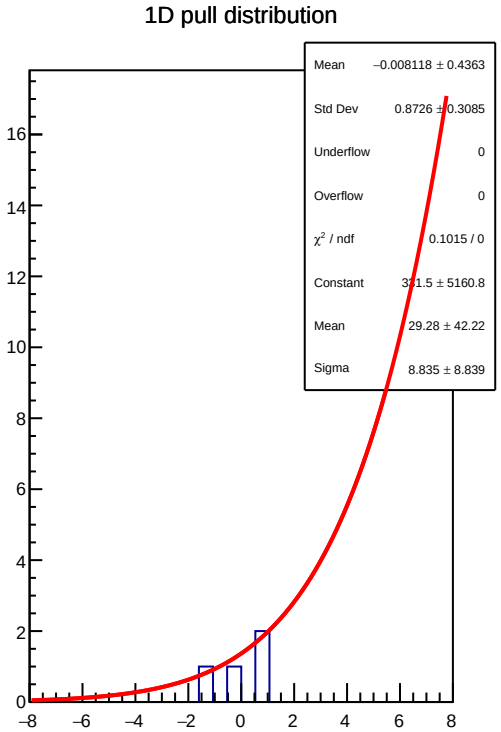
1D pull distribution
Mean −0.008118 ± 0.4363
Std Dev 0.8726 ± 0.3085
Underflow 0
Overflow 0
χ² / ndf 0.1015 / 0
Constant 331.5 ± 5160.8
Mean 29.28 ± 42.22
Sigma 8.835 ± 8.839
16
14
12
10
8
6
4
2
0
−8
−6
−4
−2
0
2
4
6
8

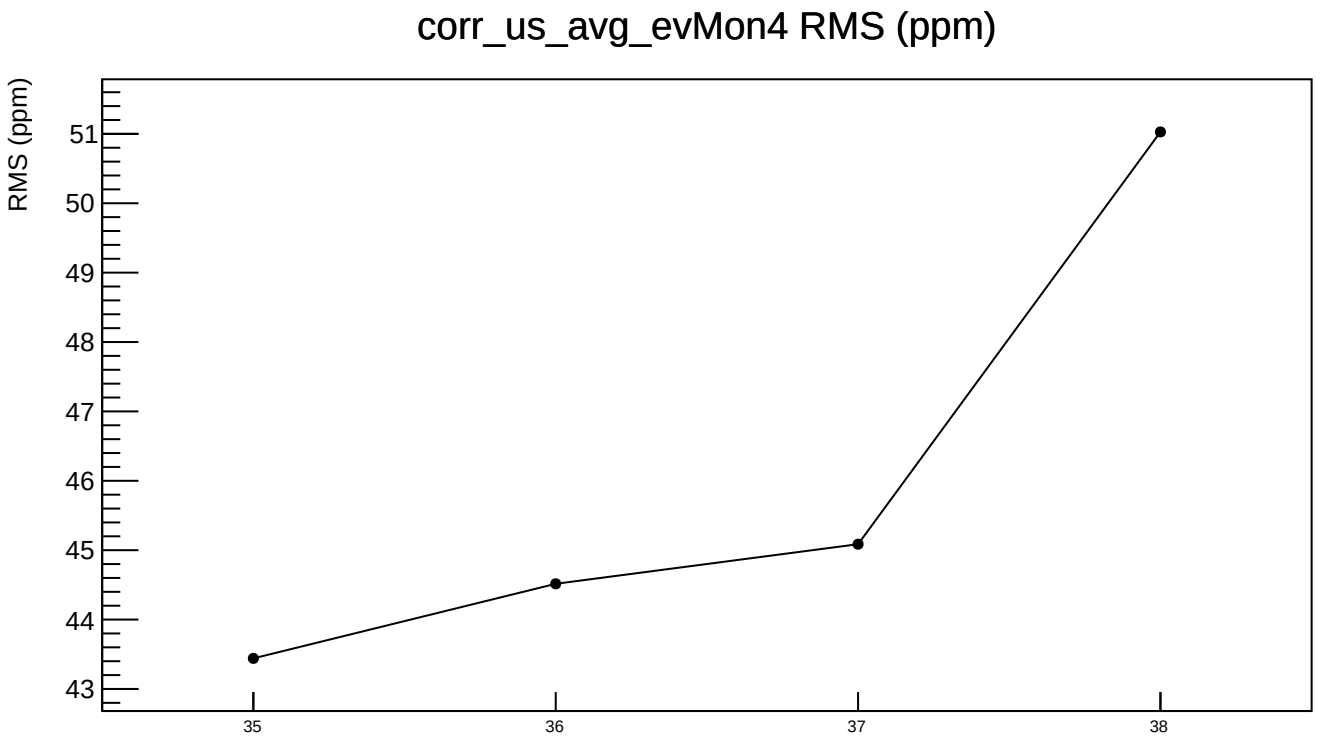
corr_us_avg_evMon4 RMS (ppm)
RMS (ppm)
51
50
49
48
47
46
45
44
43
35
36
37
38

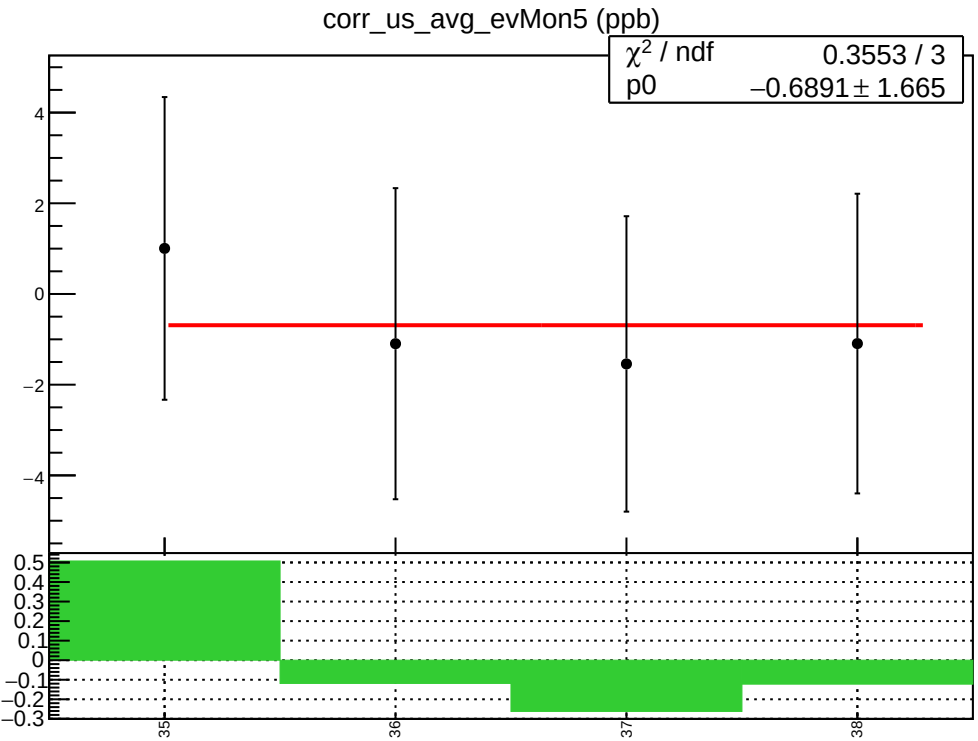
corr_us_avg_evMon5 (ppb)
χ^2 / ndf 0.3553 / 3
p0 −0.6891 ± 1.665
4
2
0
−2
−4
0.5
0.4
0.3
0.2
0.1
0
−0.1
−0.2
−0.3
35
36
37
38

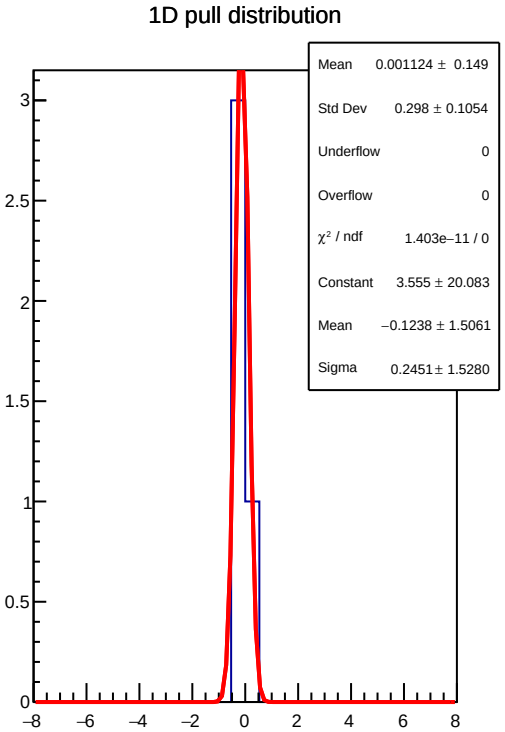
1D pull distribution
Mean 0.001124 ± 0.149
Std Dev 0.298 ± 0.1054
Underflow 0
Overflow 0
χ^2 / ndf 1.403e−11 / 0
Constant 3.555 ± 20.083
Mean −0.1238 ± 1.5061
Sigma 0.2451 ± 1.5280
3
2.5
2
1.5
1
0.5
0
−8
−6
−4
−2
0
2
4
6
8

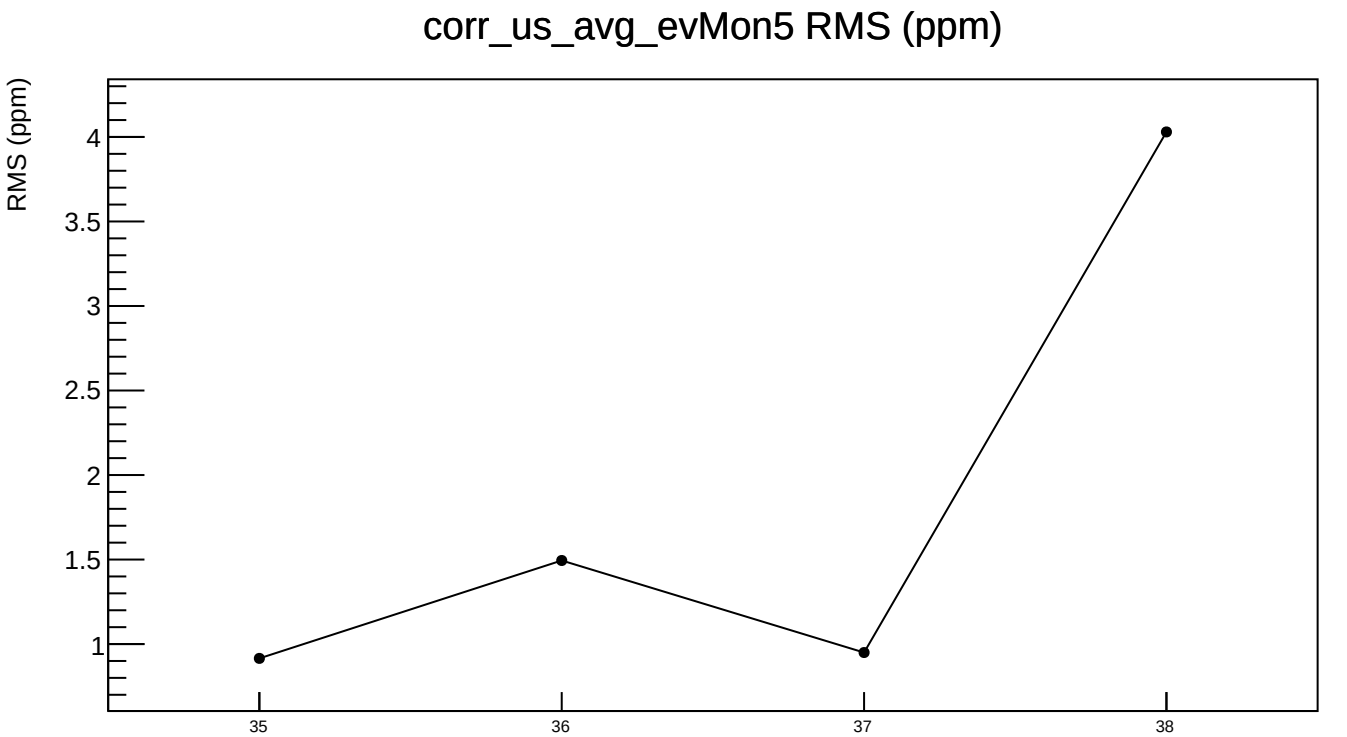
corr_us_avg_evMon5 RMS (ppm)
RMS (ppm)
4
3.5
3
2.5
2
1.5
1
35
36
37
38

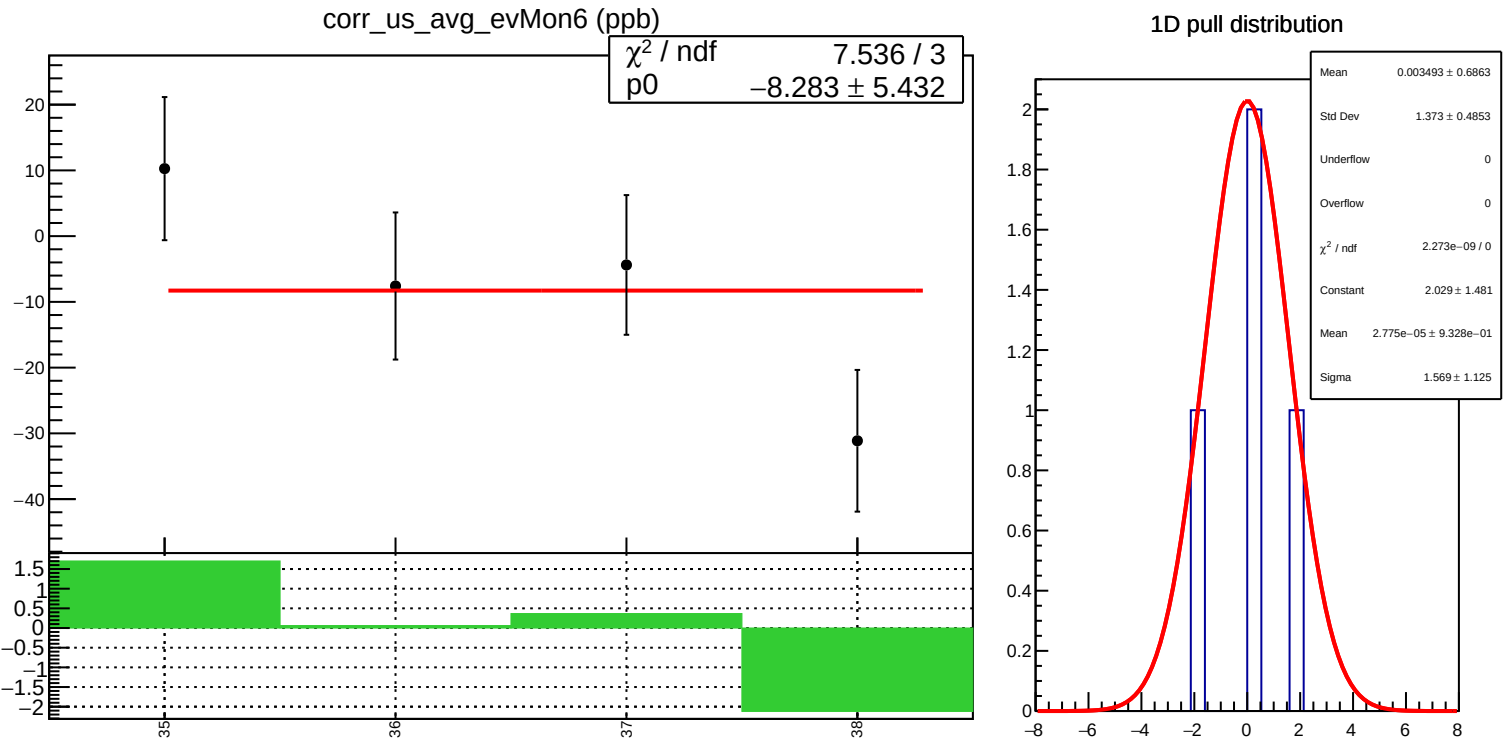
corr_us_avg_evMon6 (ppb)
χ² / ndf 7.536 / 3
p0 −8.283 ± 5.432
1D pull distribution
Mean 0.003493 ± 0.6863
Std Dev 1.373 ± 0.4853
Underflow 0
Overflow 0
χ² / ndf 2.273e−09 / 0
Constant 2.029 ± 1.481
Mean 2.775e−05 ± 9.328e−01
Sigma 1.569 ± 1.125

corr_us_avg_evMon6 RMS (ppm)

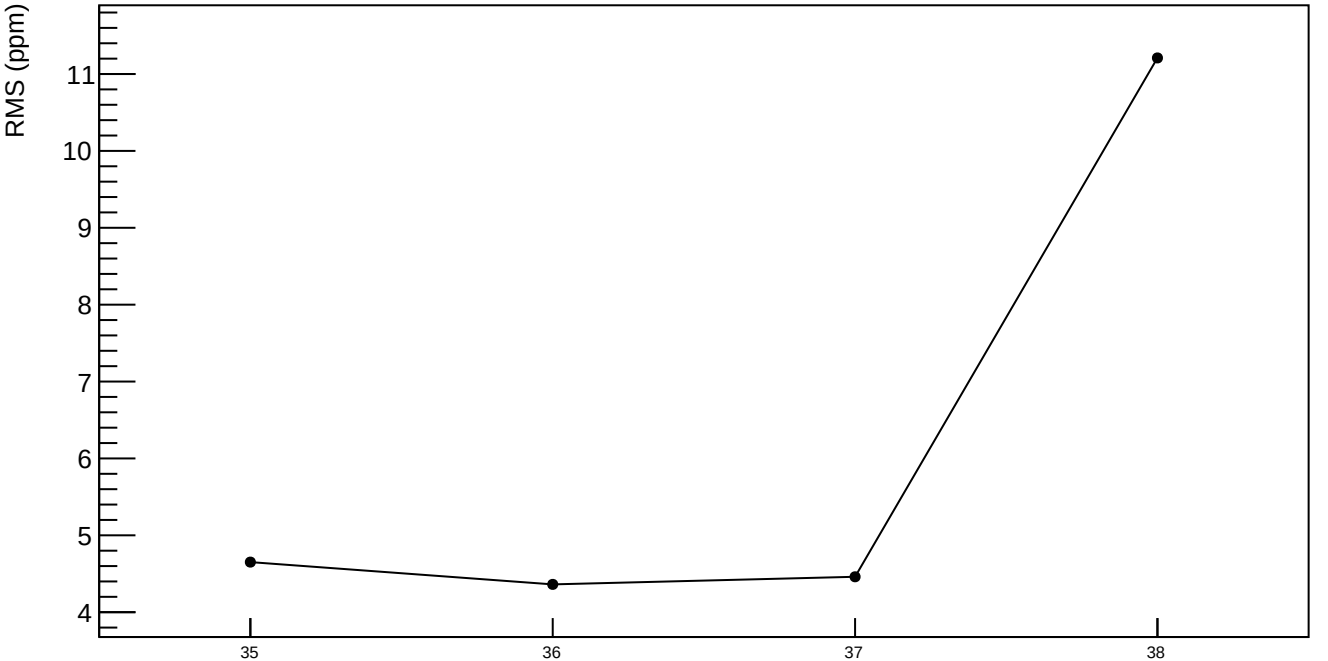

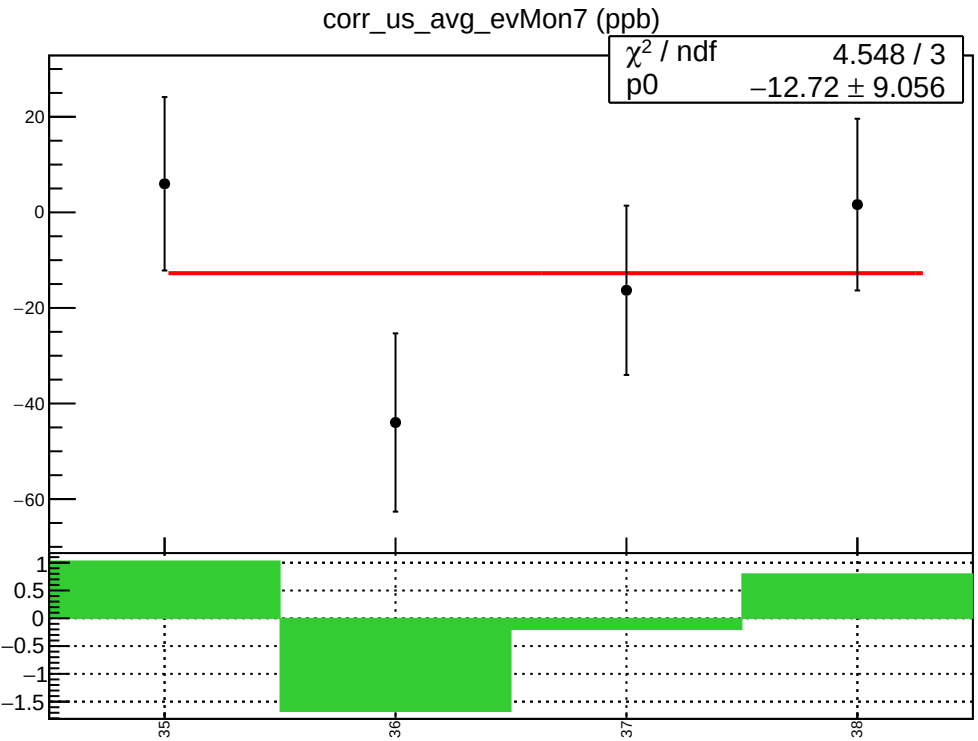
corr_us_avg_evMon7 (ppb)
χ² / ndf 4.548 / 3
p0 −12.72 ± 9.056
20
0
−20
−40
−60
1
0.5
0
−0.5
−1
−1.5
35
36
37
38

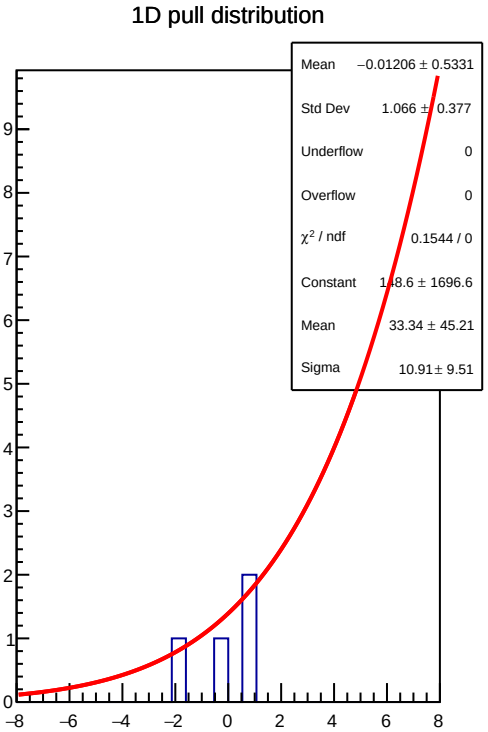
1D pull distribution
Mean −0.01206 ± 0.5331
Std Dev 1.066 ± 0.377
Underflow 0
Overflow 0
χ² / ndf 0.1544 / 0
Constant 148.6 ± 1696.6
Mean 33.34 ± 45.21
Sigma 10.91± 9.51
9
8
7
6
5
4
3
2
1
0
−8
−6
−4
−2
0
2
4
6
8

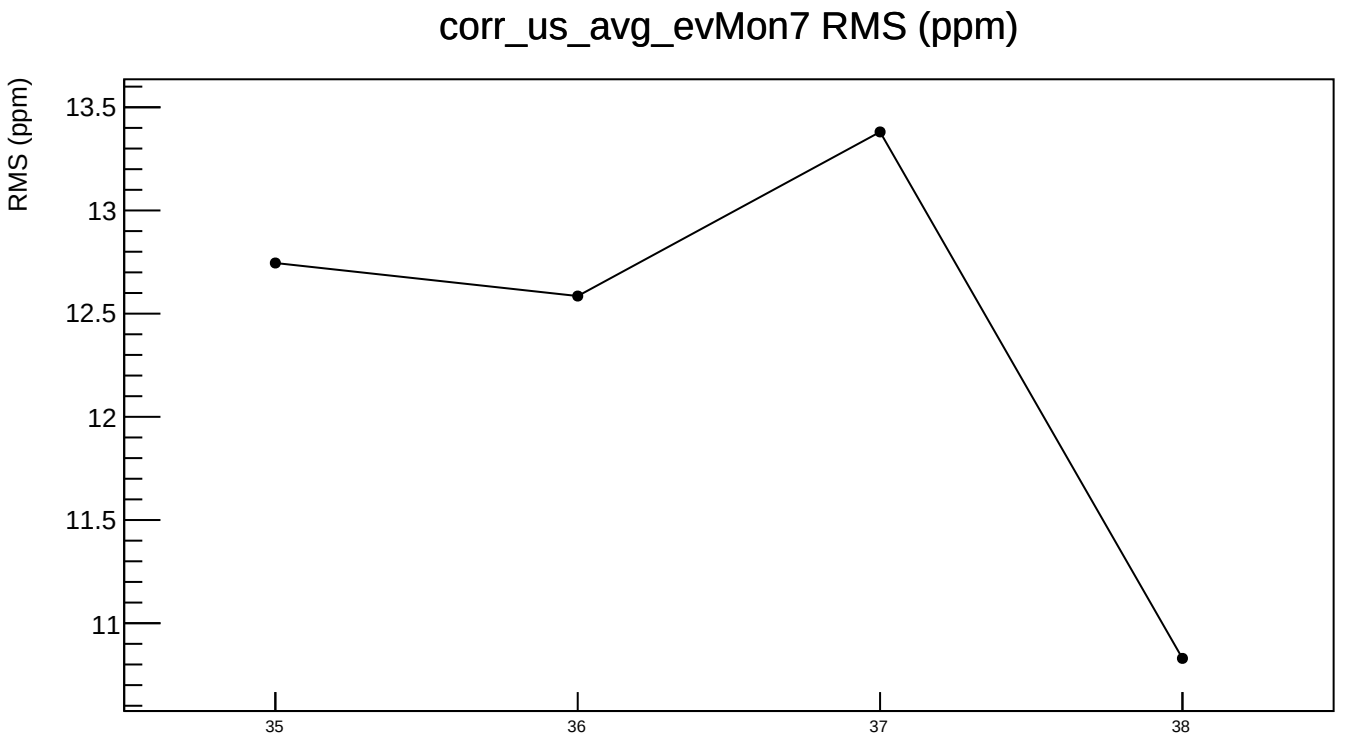
corr_us_avg_evMon7 RMS (ppm)
RMS (ppm)
13.5
13
12.5
12
11.5
11
35
36
37
38

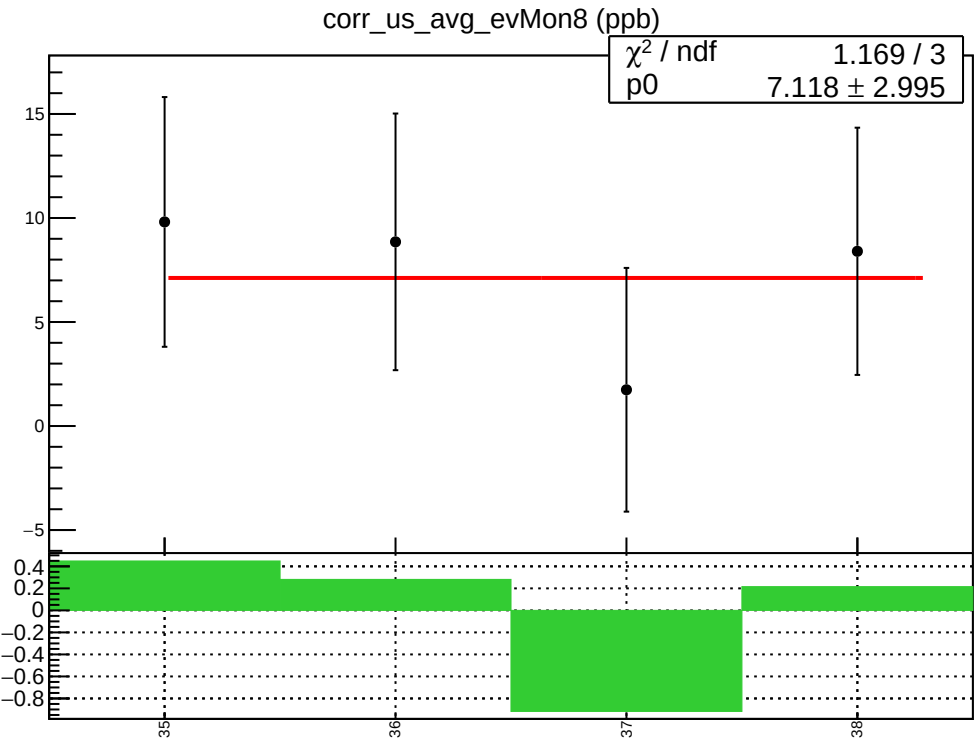
corr_us_avg_evMon8 (ppb)
χ² / ndf 1.169 / 3
p0 7.118 ± 2.995
15
10
5
0
−5
0.4
0.2
0
−0.2
−0.4
−0.6
−0.8
35
36
37
38

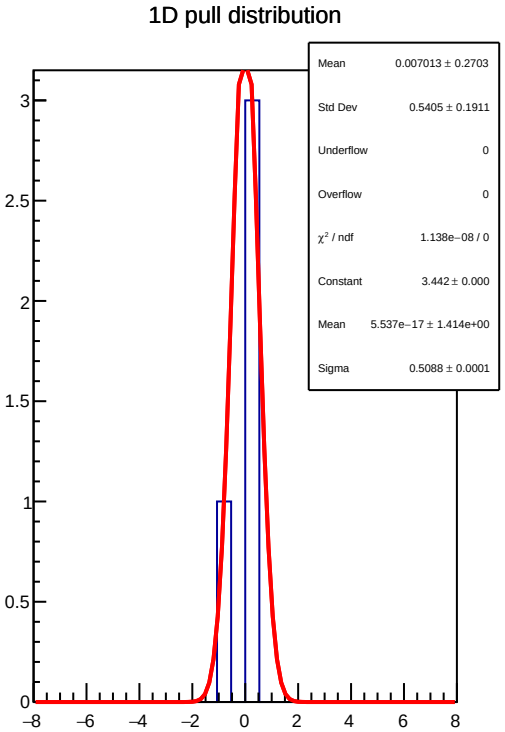
1D pull distribution
Mean 0.007013 ± 0.2703
Std Dev 0.5405 ± 0.1911
Underflow 0
Overflow 0
χ² / ndf 1.138e−08 / 0
Constant 3.442 ± 0.000
Mean 5.537e−17 ± 1.414e+00
Sigma 0.5088 ± 0.0001
3
2.5
2
1.5
1
0.5
0
−8
−6
−4
−2
0
2
4
6
8

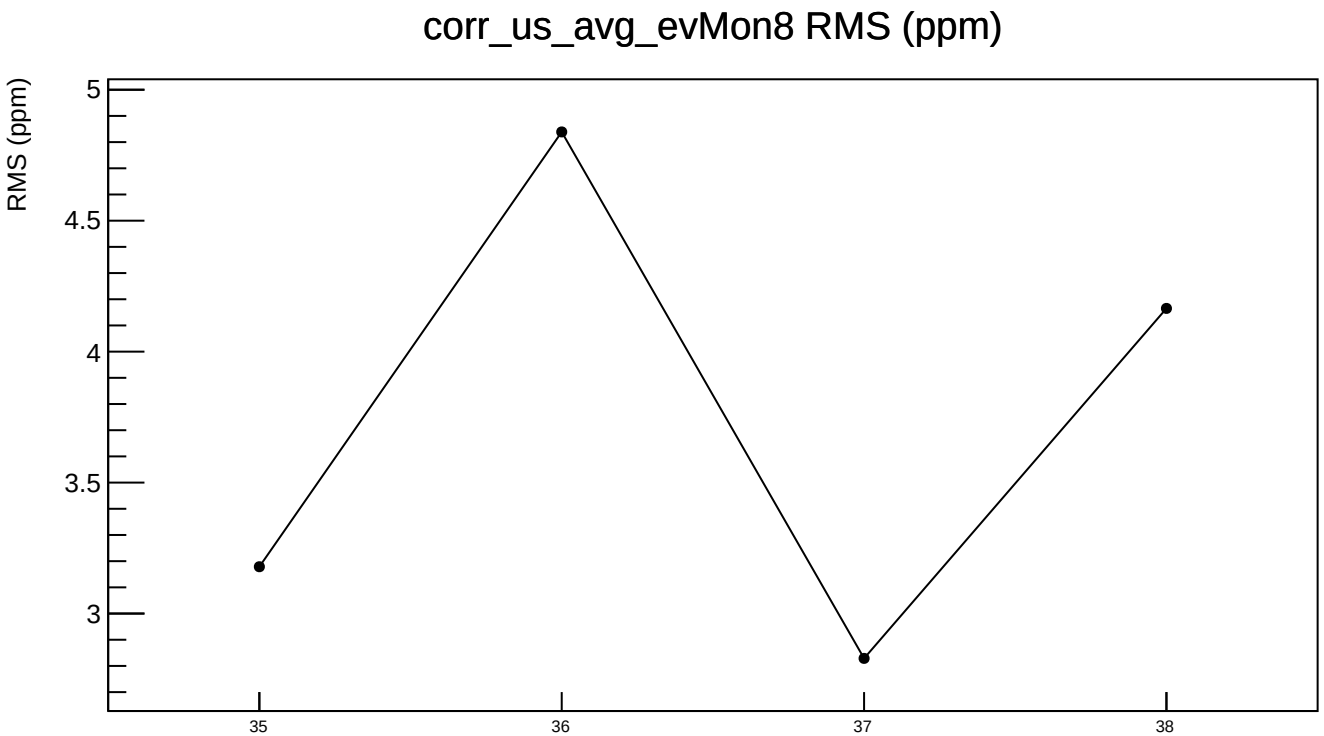
corr_us_avg_evMon8 RMS (ppm)
RMS (ppm)
5
4.5
4
3.5
3
35
36
37
38

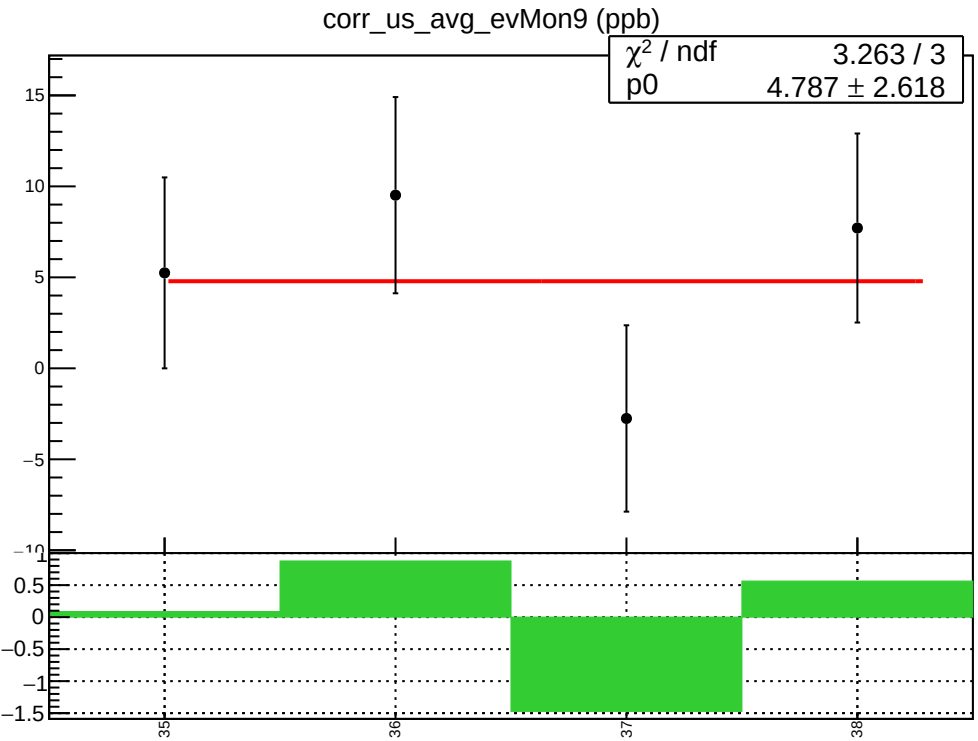
corr_us_avg_evMon9 (ppb)
χ² / ndf 3.263 / 3
p0 4.787 ± 2.618
15
10
5
0
−5
−10
1
0.5
0
−0.5
−1
−1.5
35
36
37
38

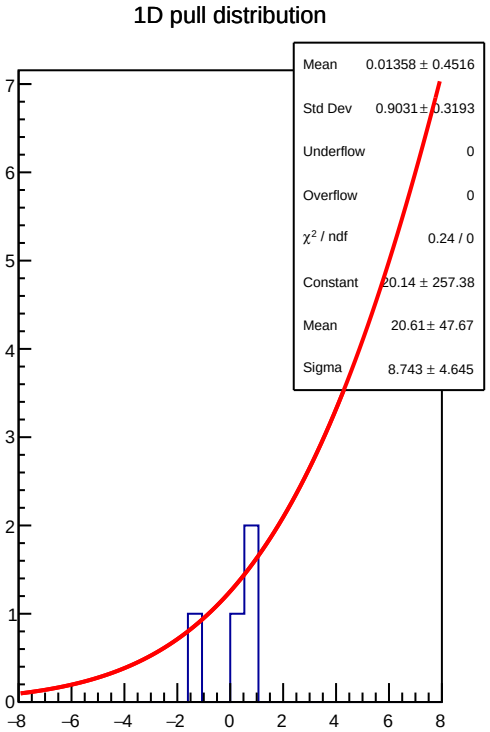
1D pull distribution
Mean 0.01358 ± 0.4516
Std Dev 0.9031 ± 0.3193
Underflow 0
Overflow 0
χ² / ndf 0.24 / 0
Constant 20.14 ± 257.38
Mean 20.61 ± 47.67
Sigma 8.743 ± 4.645
7
6
5
4
3
2
1
0
−8
−6
−4
−2
0
2
4
6
8

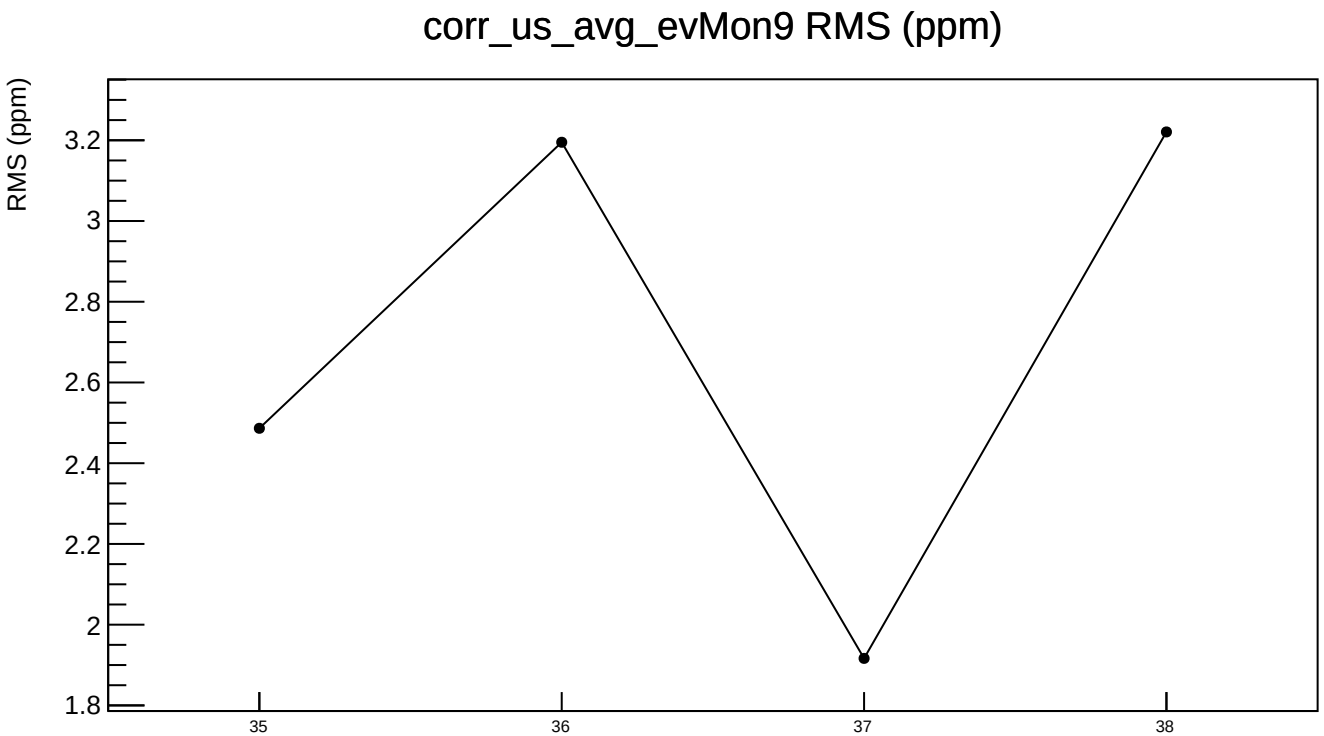
corr_us_avg_evMon9 RMS (ppm)
RMS (ppm)
3.2
3
2.8
2.6
2.4
2.2
2
1.8
35
36
37
38

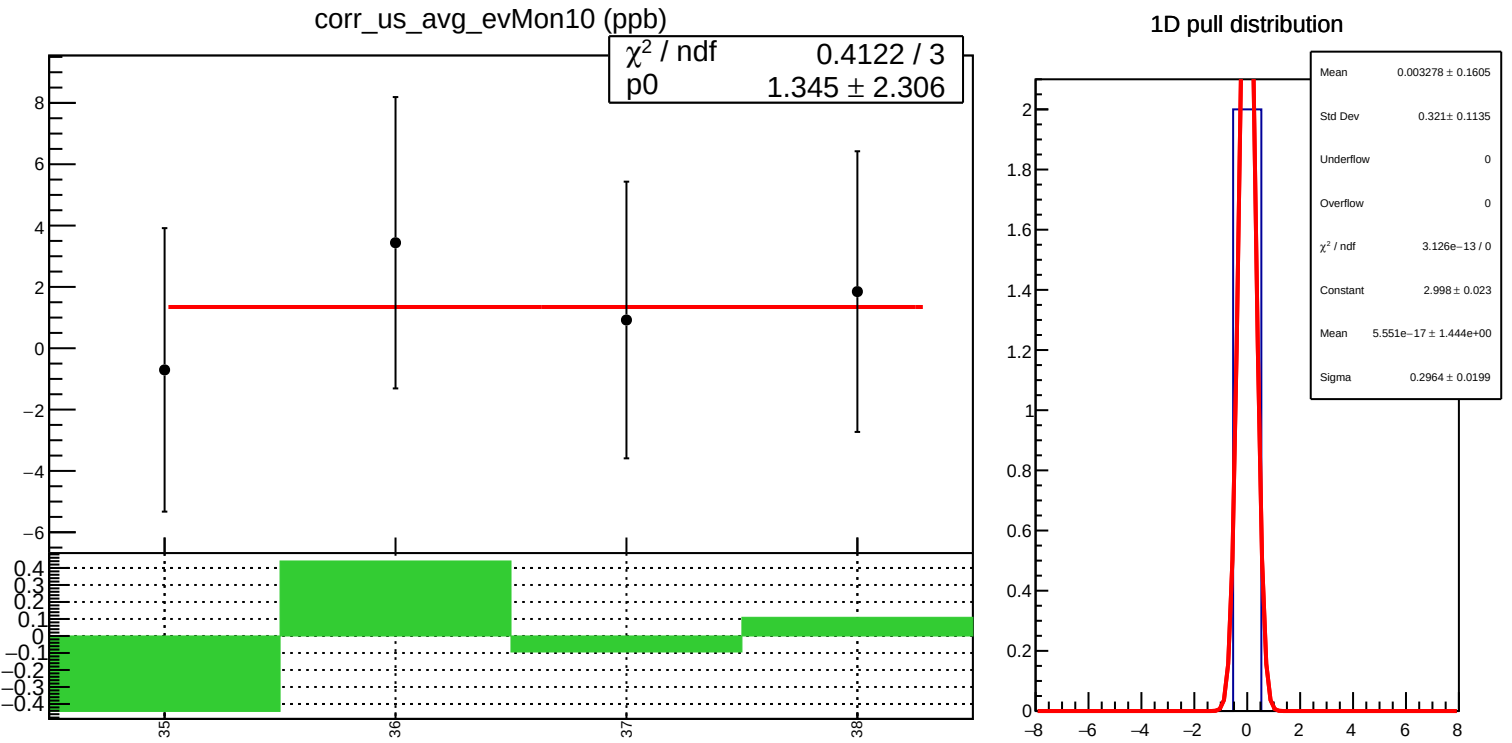
corr_us_avg_evMon10 (ppb)
χ² / ndf 0.4122 / 3
p0 1.345 ± 2.306
35
36
37
38
1D pull distribution
Mean 0.003278 ± 0.1605
Std Dev 0.321± 0.1135
Underflow 0
Overflow 0
χ² / ndf 3.126e−13 / 0
Constant 2.998 ± 0.023
Mean 5.551e−17 ± 1.444e+00
Sigma 0.2964 ± 0.0199

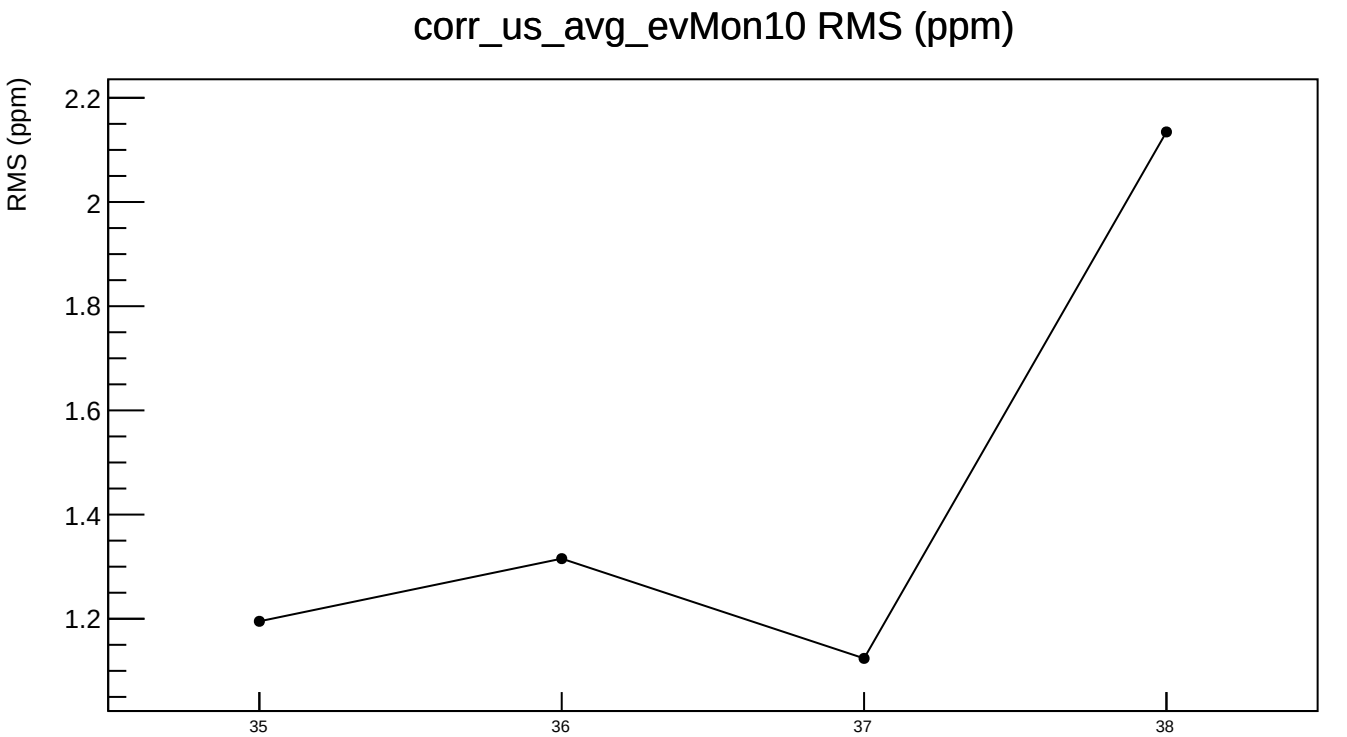
corr_us_avg_evMon10 RMS (ppm)
RMS (ppm)
2.2
2
1.8
1.6
1.4
1.2
35
36
37
38

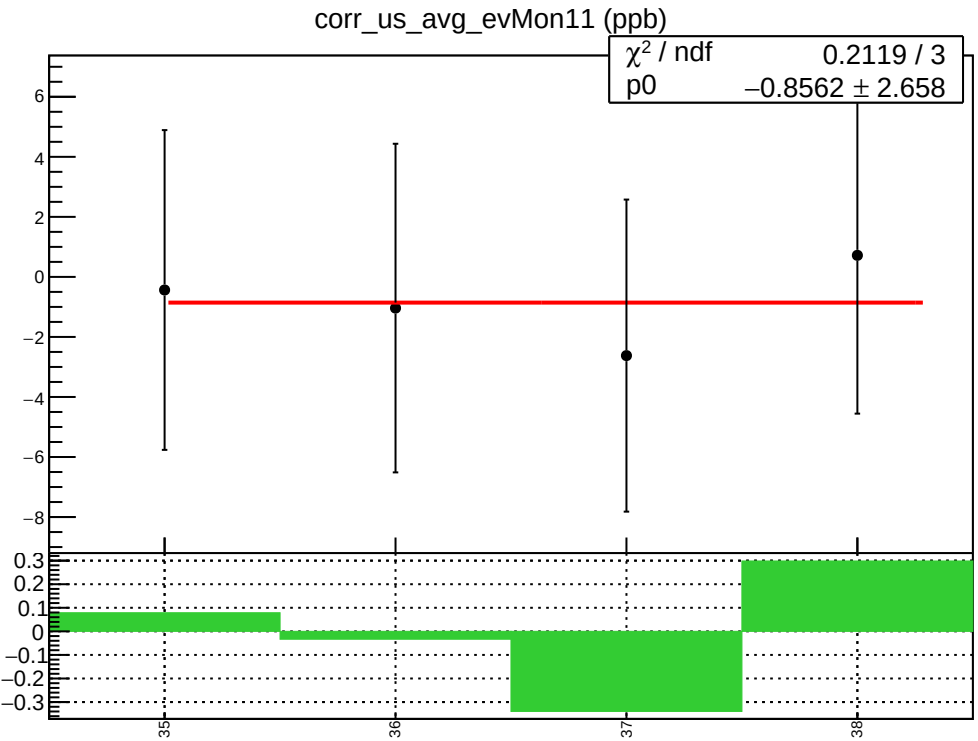
corr_us_avg_evMon11 (ppb)
χ² / ndf 0.2119 / 3
p0 −0.8562 ± 2.658
6
4
2
0
−2
−4
−6
−8
0.3
0.2
0.1
0
−0.1
−0.2
−0.3
35
36
37
38

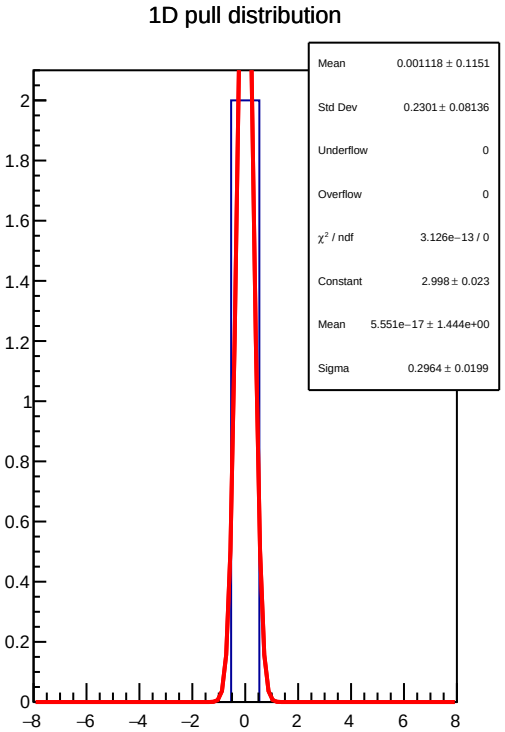
1D pull distribution
Mean 0.001118 ± 0.1151
Std Dev 0.2301 ± 0.08136
Underflow 0
Overflow 0
χ² / ndf 3.126e−13 / 0
Constant 2.998 ± 0.023
Mean 5.551e−17 ± 1.444e+00
Sigma 0.2964 ± 0.0199
2
1.8
1.6
1.4
1.2
1
0.8
0.6
0.4
0.2
0
−8
−6
−4
−2
0
2
4
6
8

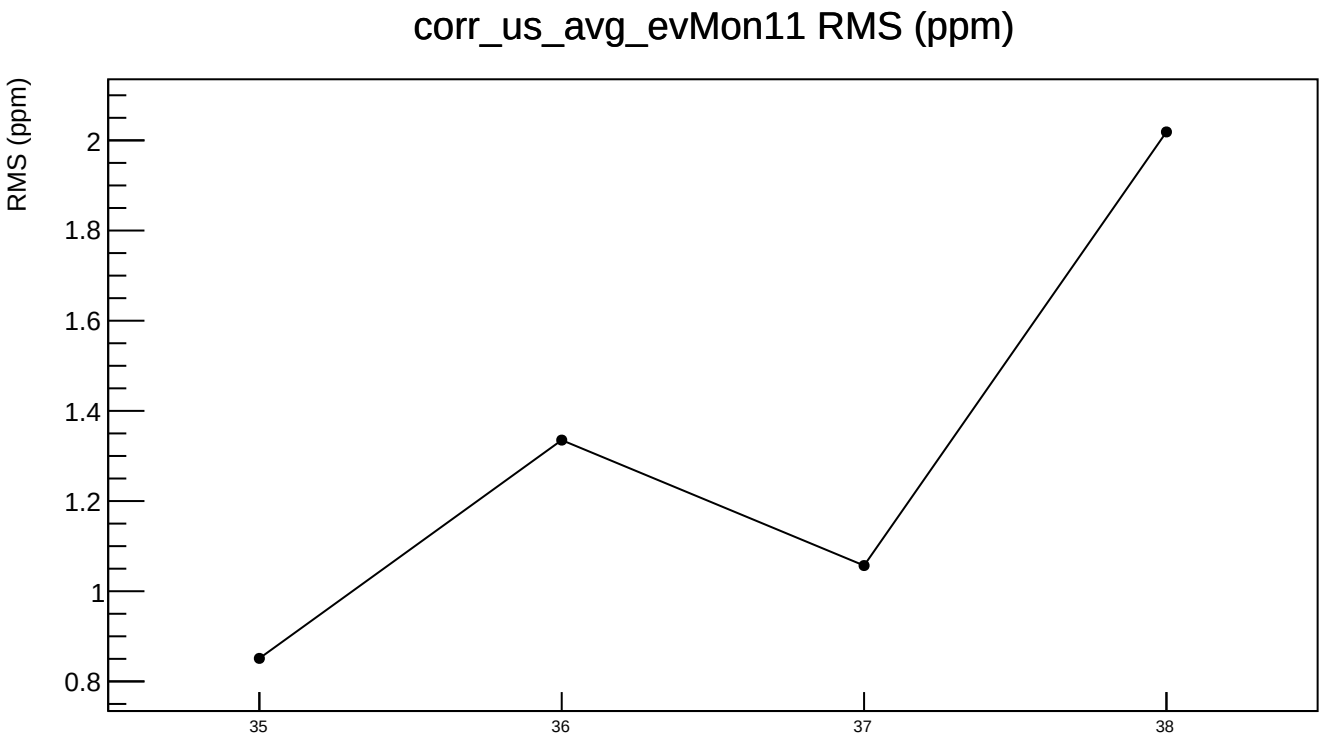
corr_us_avg_evMon11 RMS (ppm)
RMS (ppm)
2
1.8
1.6
1.4
1.2
1
0.8
35
36
37
38

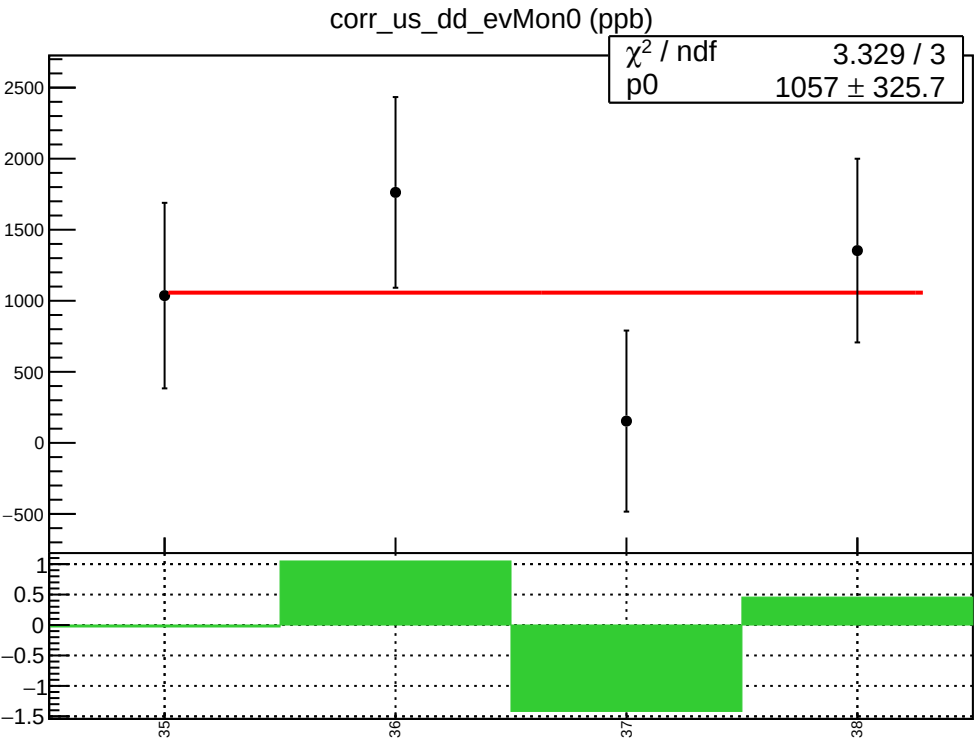
corr_us_dd_evMon0 (ppb)
χ² / ndf 3.329 / 3
p0 1057 ± 325.7
2500
2000
1500
1000
500
0
−500
1
0.5
0
−0.5
−1
−1.5
35
36
37
38

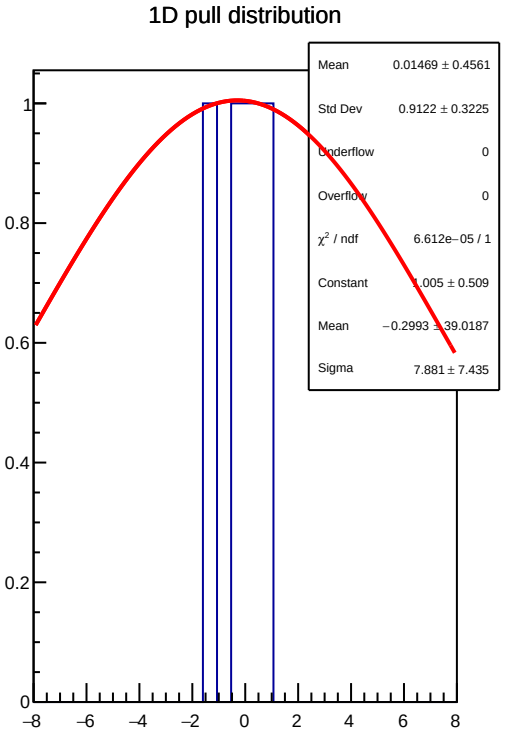
1D pull distribution
Mean 0.01469 ± 0.4561
Std Dev 0.9122 ± 0.3225
Underflow 0
Overflow 0
χ² / ndf 6.612e−05 / 1
Constant 1.005 ± 0.509
Mean −0.2993 ± 39.0187
Sigma 7.881 ± 7.435
1
0.8
0.6
0.4
0.2
0
−8
−6
−4
−2
0
2
4
6
8

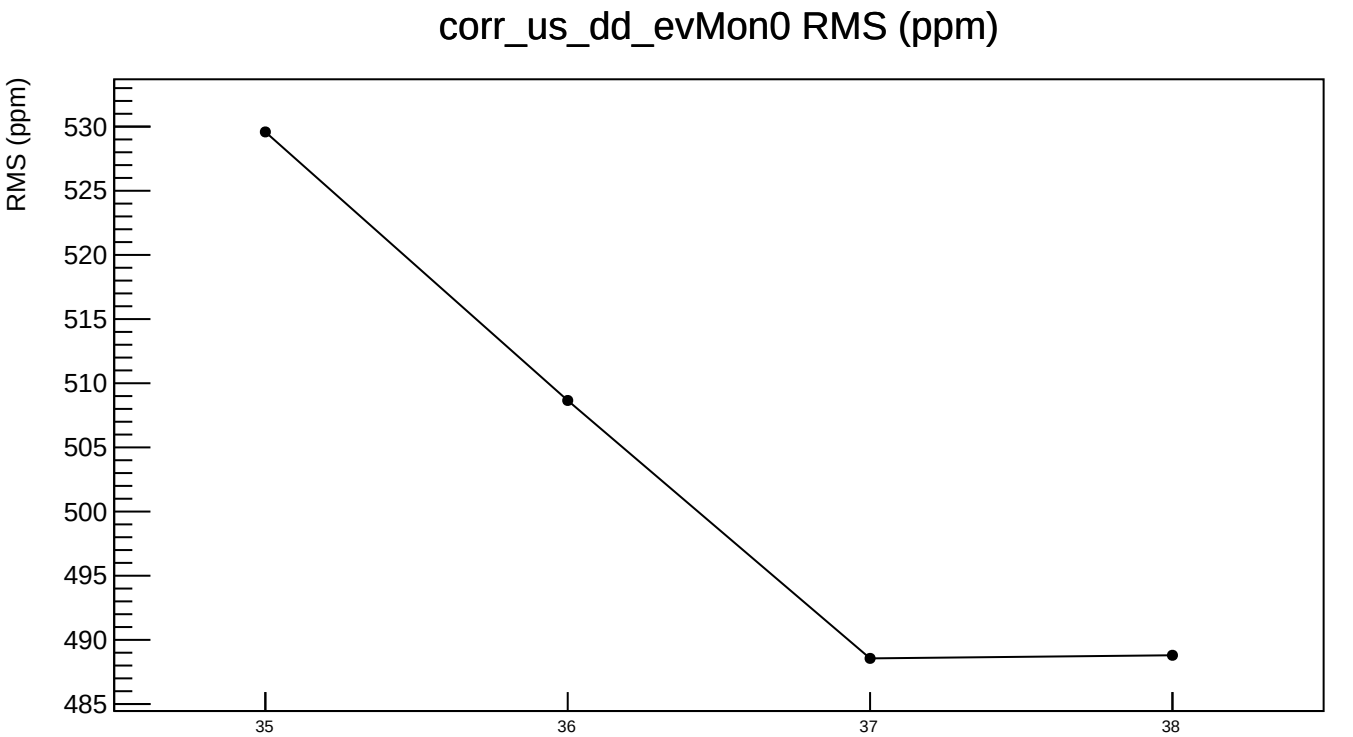
corr_us_dd_evMon0 RMS (ppm)
RMS (ppm)
530
525
520
515
510
505
500
495
490
485
35
36
37
38

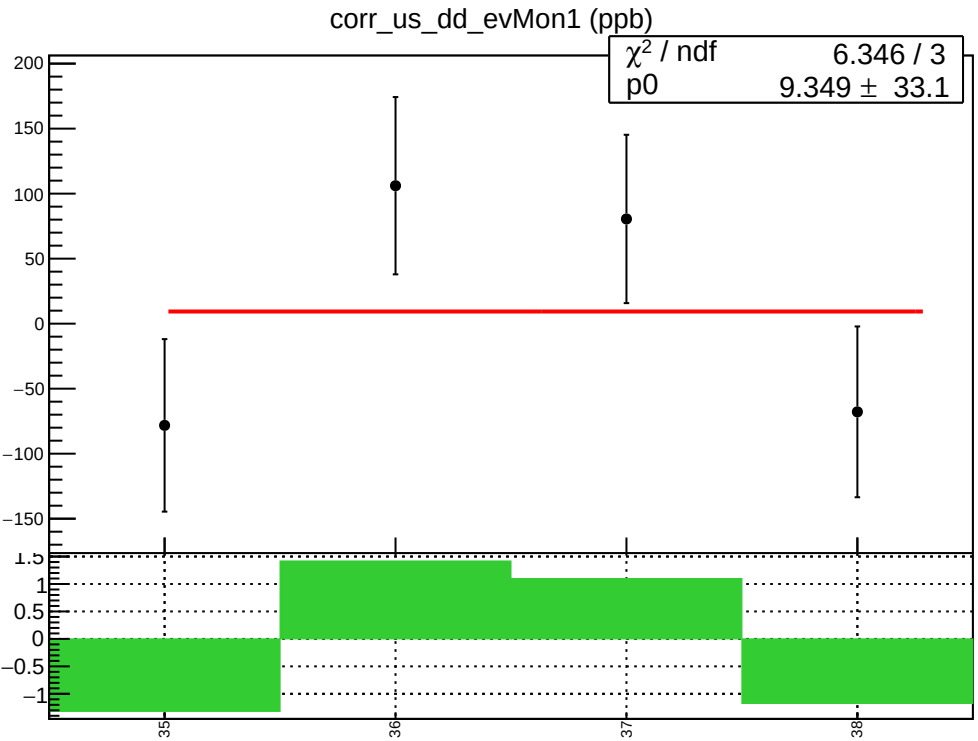
corr_us_dd_evMon1 (ppb)
χ² / ndf 6.346 / 3
p0 9.349 ± 33.1
200
150
100
50
0
−50
−100
−150
1.5
1
0.5
0
−0.5
−1
35
36
37
38

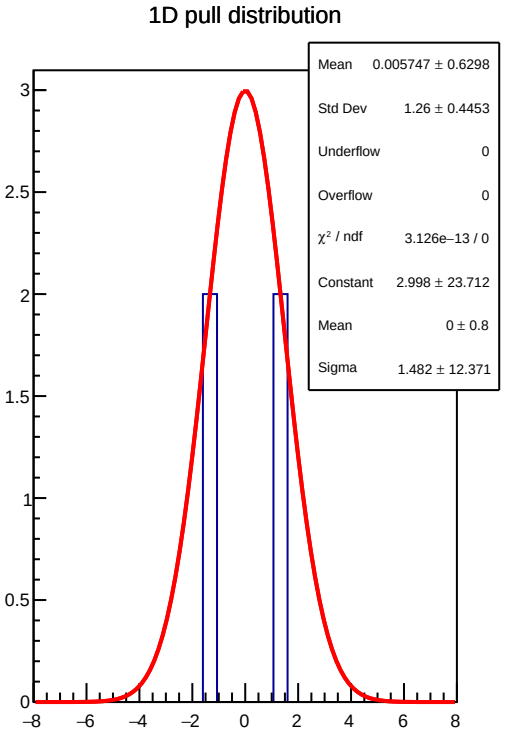
1D pull distribution
Mean 0.005747 ± 0.6298
Std Dev 1.26 ± 0.4453
Underflow 0
Overflow 0
χ² / ndf 3.126e−13 / 0
Constant 2.998 ± 23.712
Mean 0 ± 0.8
Sigma 1.482 ± 12.371
3
2.5
2
1.5
1
0.5
0
−8
−6
−4
−2
0
2
4
6
8

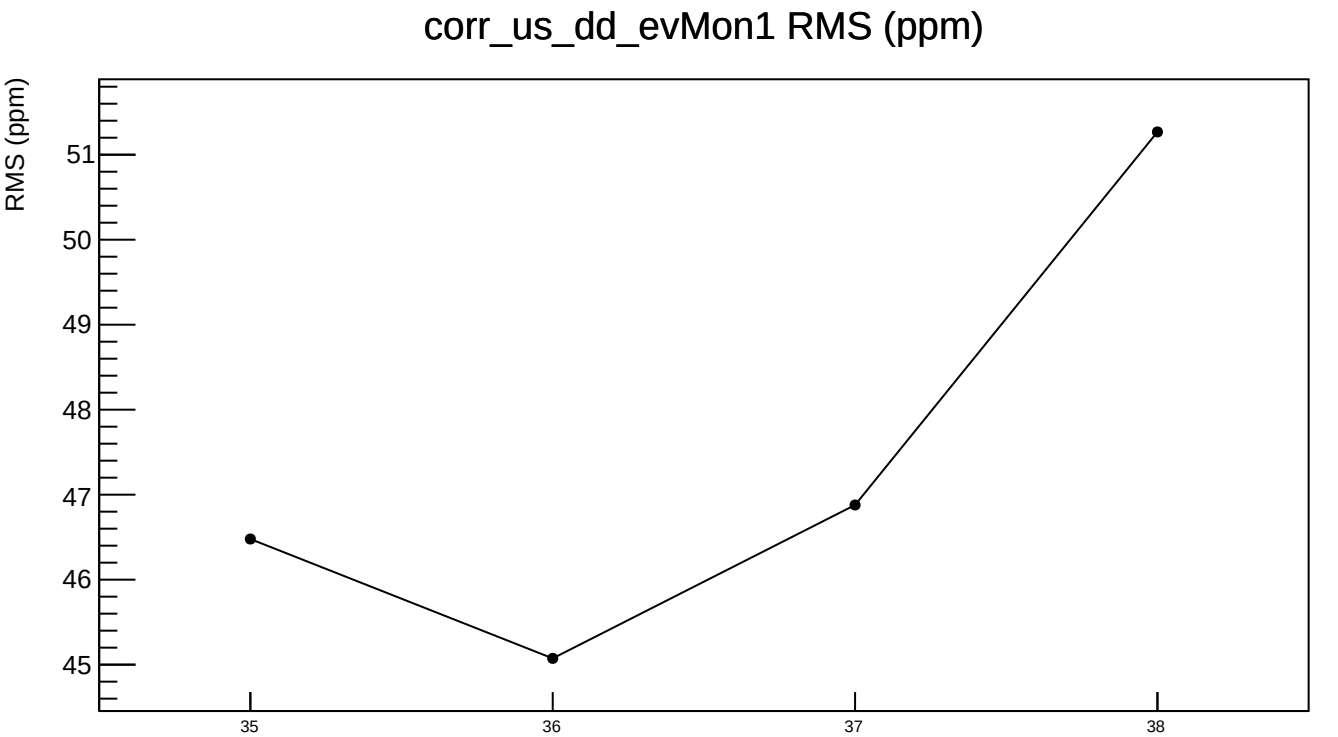
corr_us_dd_evMon1 RMS (ppm)
RMS (ppm)
51
50
49
48
47
46
45
35
36
37
38

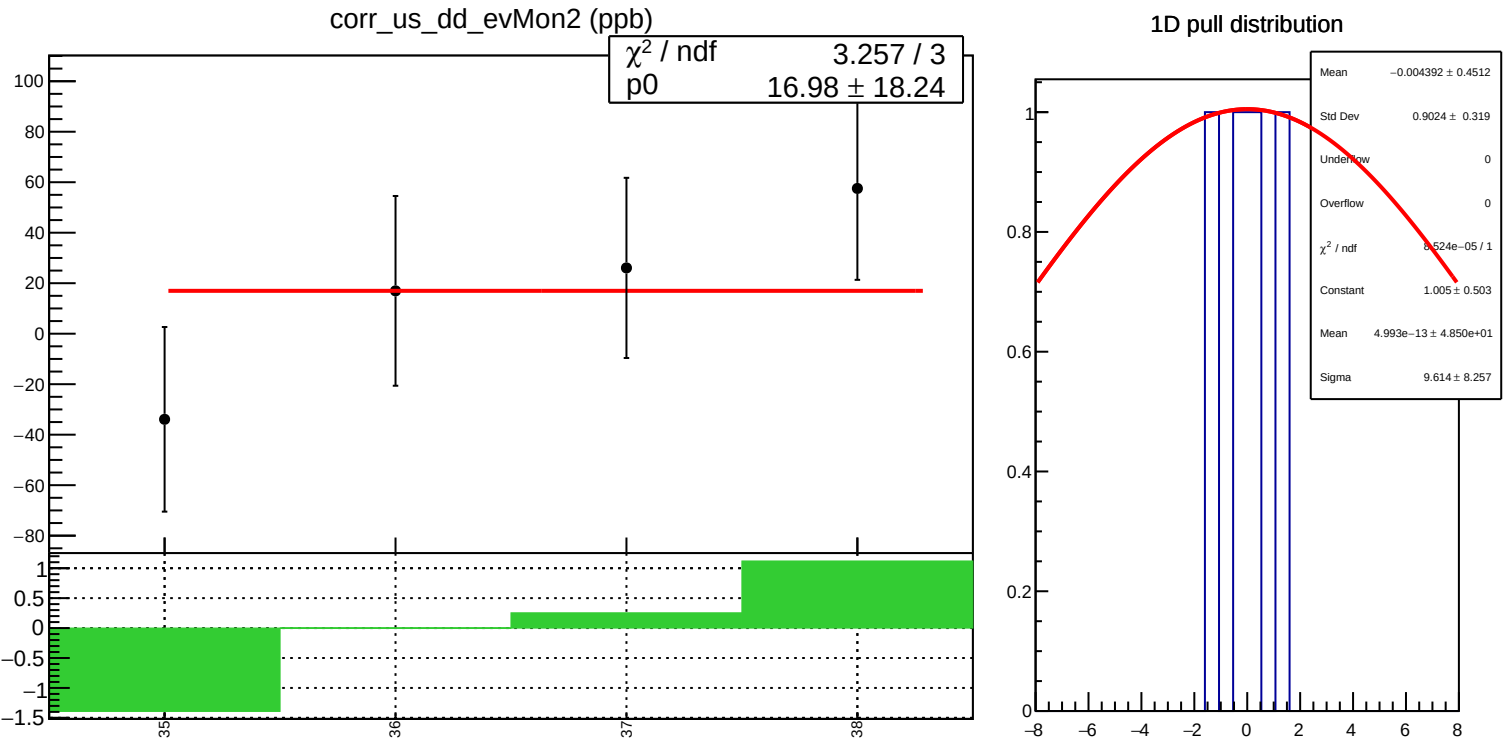
corr_us_dd_evMon2 (ppb)
χ² / ndf 3.257 / 3
p0 16.98 ± 18.24
1D pull distribution
Mean −0.004392 ± 0.4512
Std Dev 0.9024 ± 0.319
Underflow 0
Overflow 0
χ² / ndf 8.524e−05 / 1
Constant 1.005 ± 0.503
Mean 4.993e−13 ± 4.850e+01
Sigma 9.614 ± 8.257

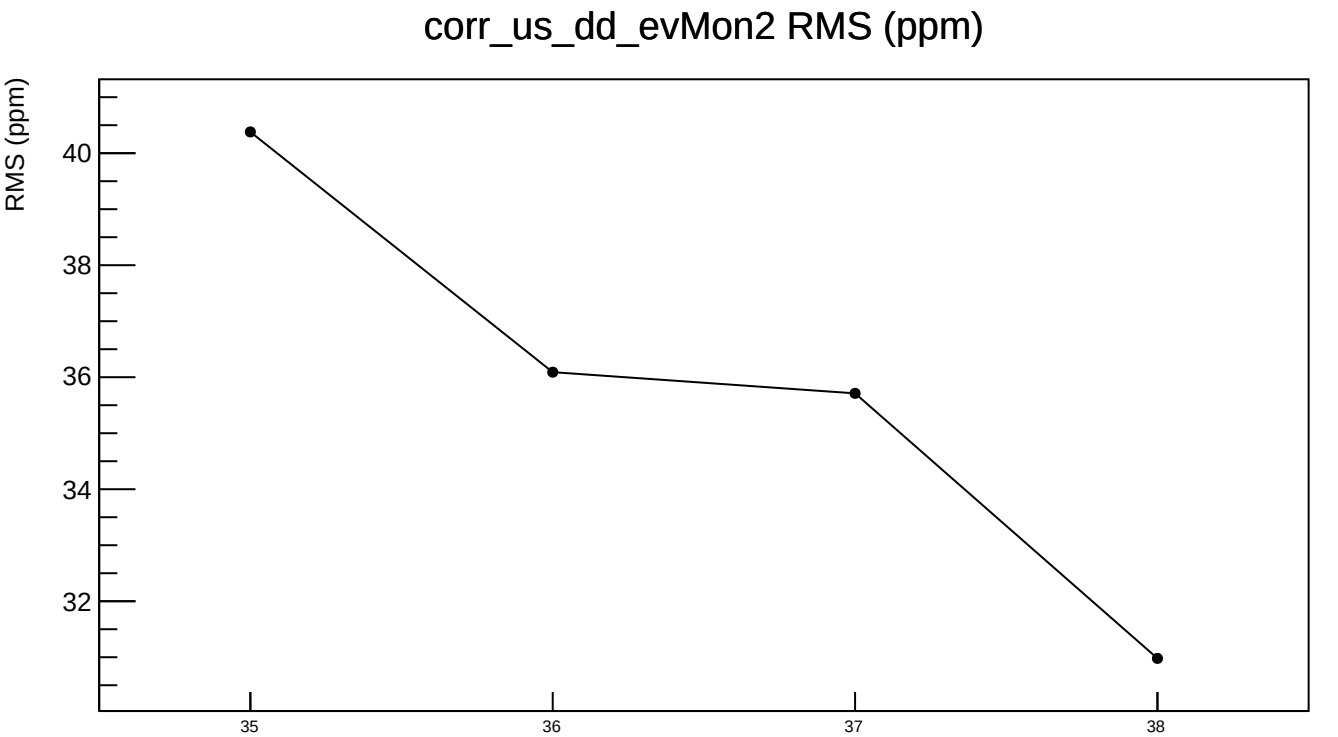
corr_us_dd_evMon2 RMS (ppm)
RMS (ppm)
40
38
36
34
32
35
36
37
38

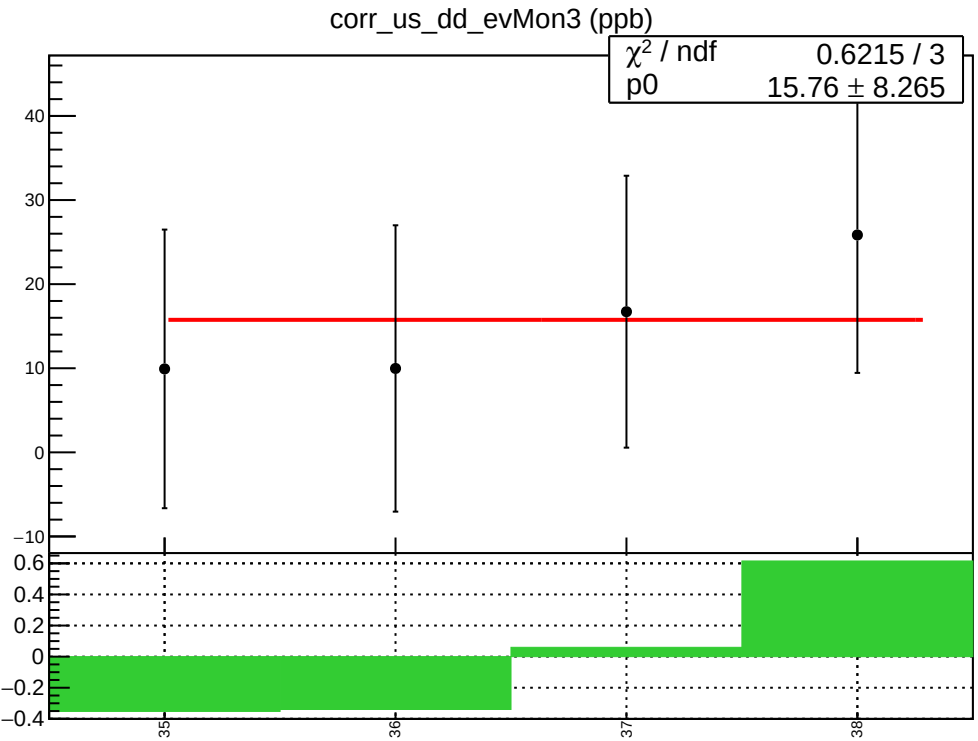
corr_us_dd_evMon3 (ppb)
χ² / ndf 0.6215 / 3
p0 15.76 ± 8.265
40
30
20
10
0
−10
0.6
0.4
0.2
0
−0.2
−0.4
35
36
37
38

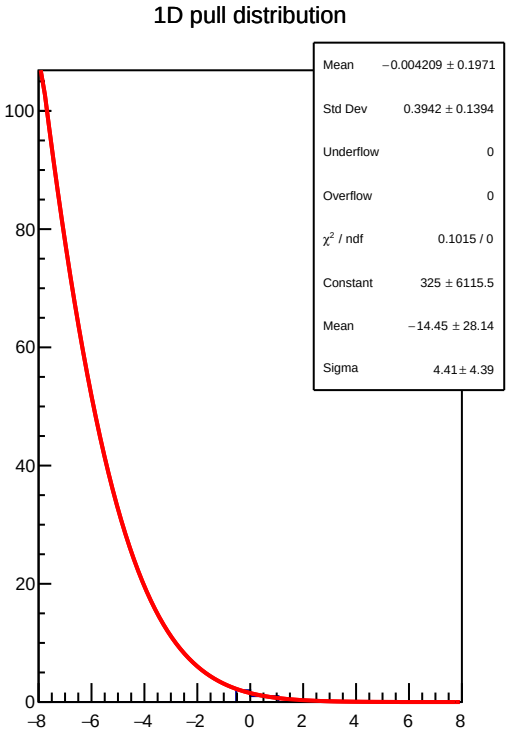
1D pull distribution
Mean −0.004209 ± 0.1971
Std Dev 0.3942 ± 0.1394
Underflow 0
Overflow 0
χ² / ndf 0.1015 / 0
Constant 325 ± 6115.5
Mean −14.45 ± 28.14
Sigma 4.41 ± 4.39
100
80
60
40
20
0
−8
−6
−4
−2
0
2
4
6
8

corr_us_dd_evMon3 RMS (ppm)

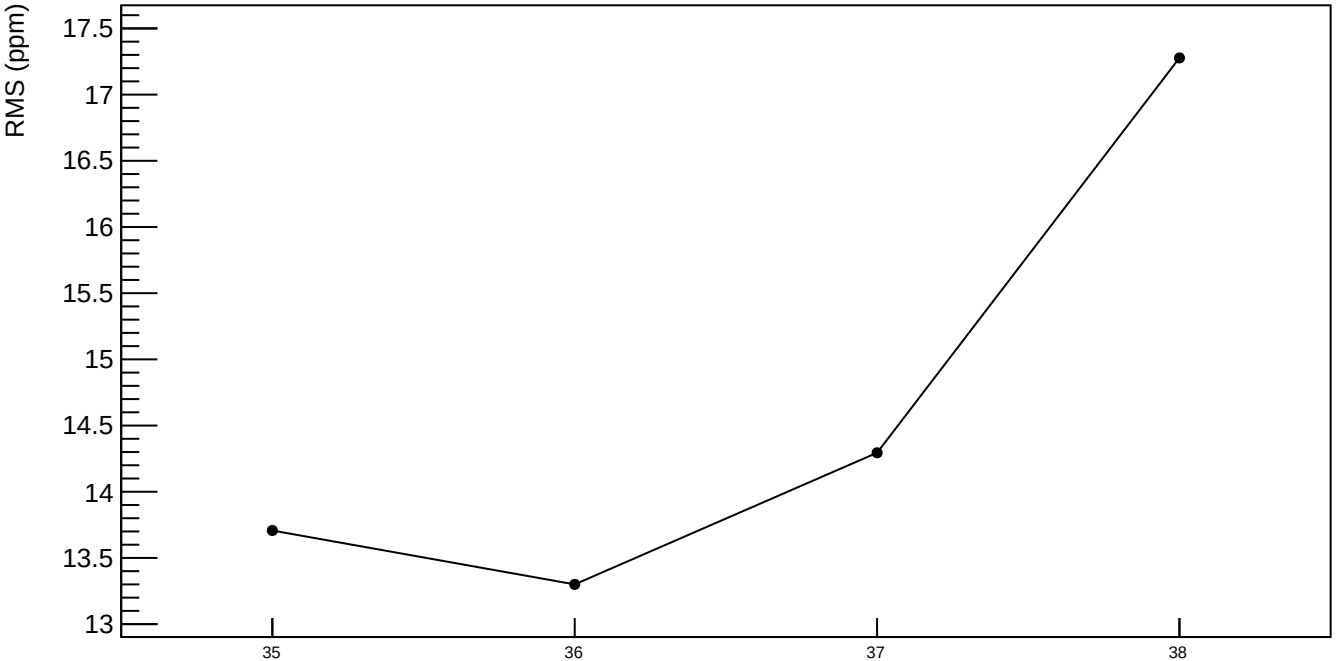

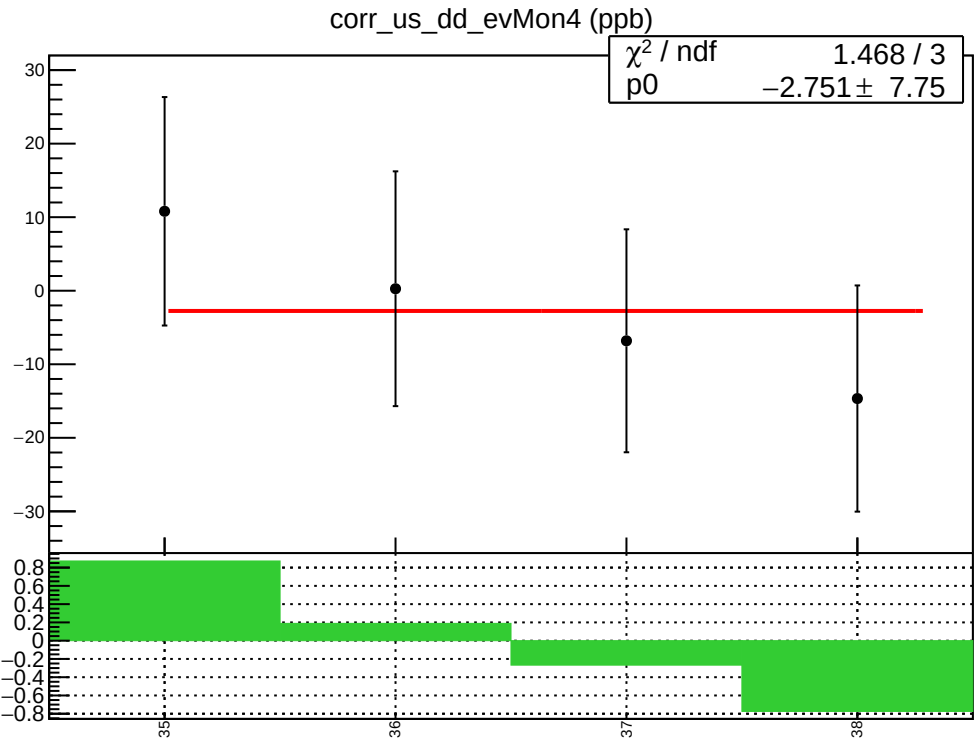
corr_us_dd_evMon4 (ppb)
χ² / ndf 1.468 / 3
p0 −2.751 ± 7.75
30
20
10
0
−10
−20
−30
0.8
0.6
0.4
0.2
0
−0.2
−0.4
−0.6
−0.8
35
36
37
38

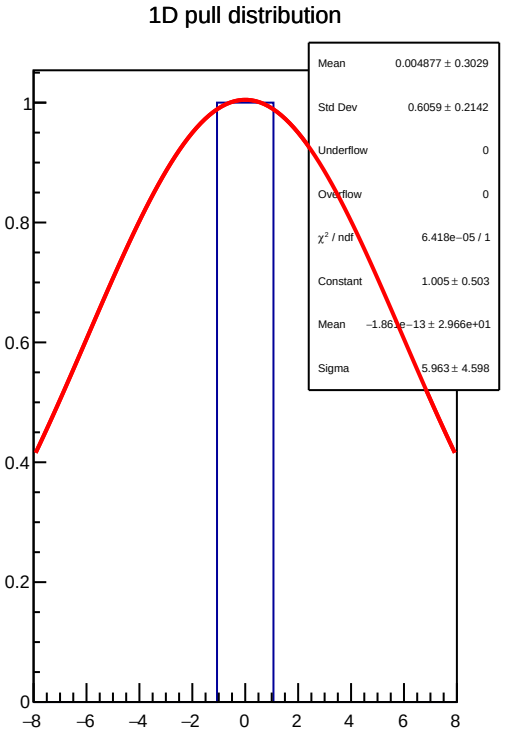
1D pull distribution
Mean 0.004877 ± 0.3029
Std Dev 0.6059 ± 0.2142
Underflow 0
Overflow 0
χ² / ndf 6.418e−05 / 1
Constant 1.005 ± 0.503
Mean −1.861e−13 ± 2.966e+01
Sigma 5.963 ± 4.598
1
0.8
0.6
0.4
0.2
0
−8
−6
−4
−2
0
2
4
6
8

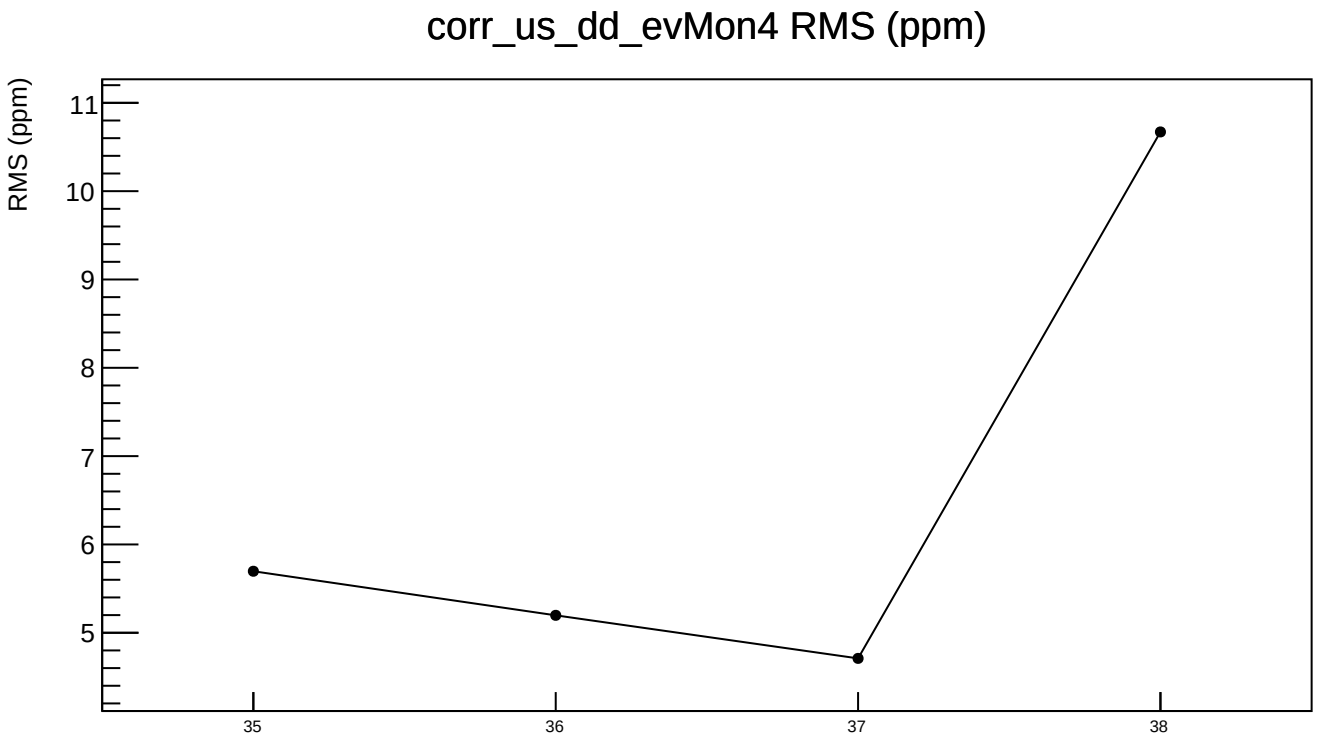
corr_us_dd_evMon4 RMS (ppm)
RMS (ppm)
11
10
9
8
7
6
5
35
36
37
38

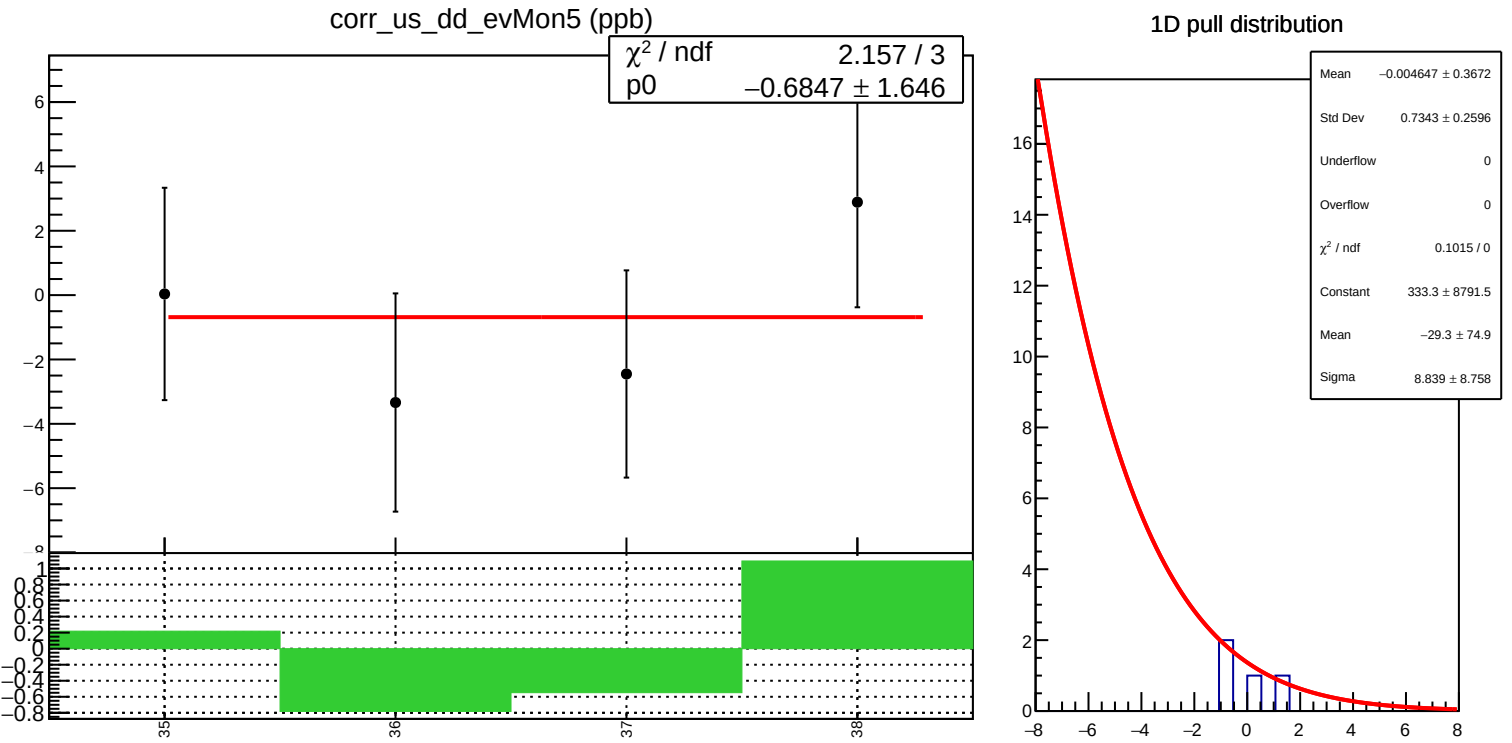
corr_us_dd_evMon5 (ppb)
χ² / ndf 2.157 / 3
p0 −0.6847 ± 1.646
1D pull distribution
Mean −0.004647 ± 0.3672
Std Dev 0.7343 ± 0.2596
Underflow 0
Overflow 0
χ² / ndf 0.1015 / 0
Constant 333.3 ± 8791.5
Mean −29.3 ± 74.9
Sigma 8.839 ± 8.758

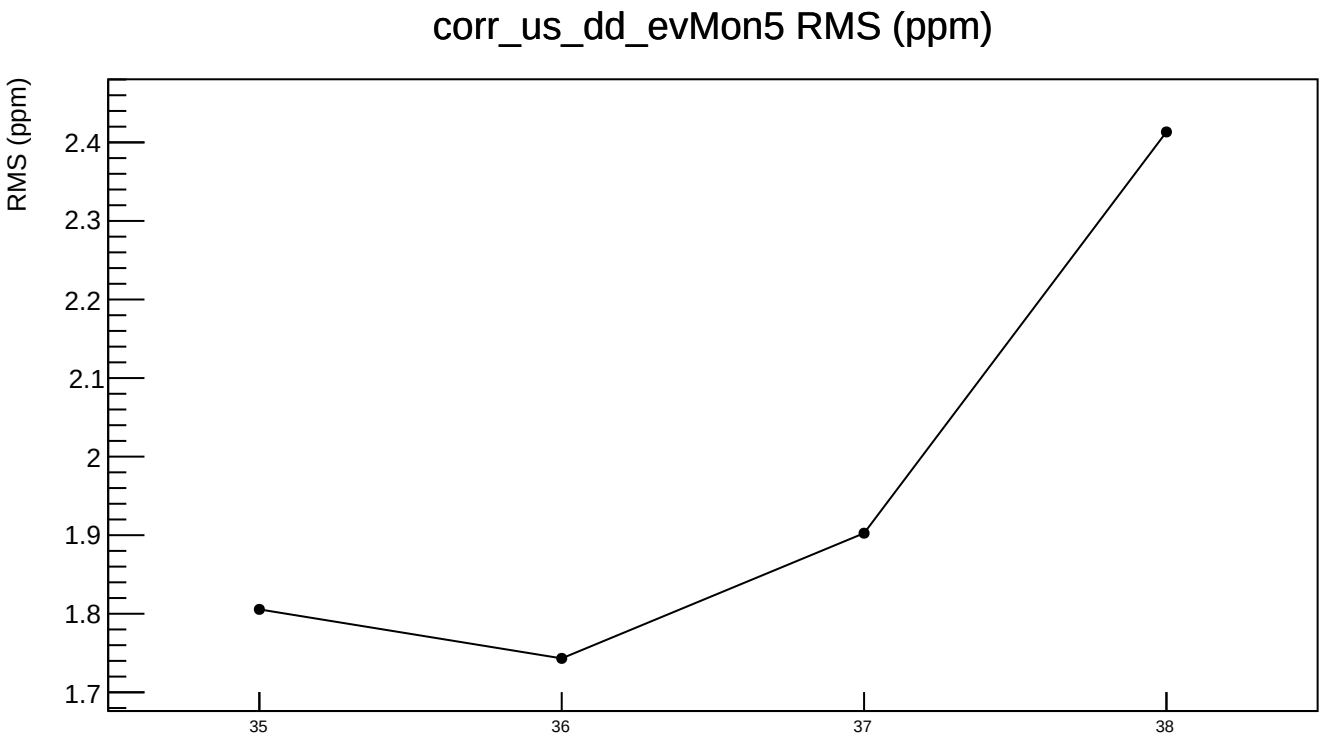
corr_us_dd_evMon5 RMS (ppm)
RMS (ppm)
2.4
2.3
2.2
2.1
2
1.9
1.8
1.7
35
36
37
38

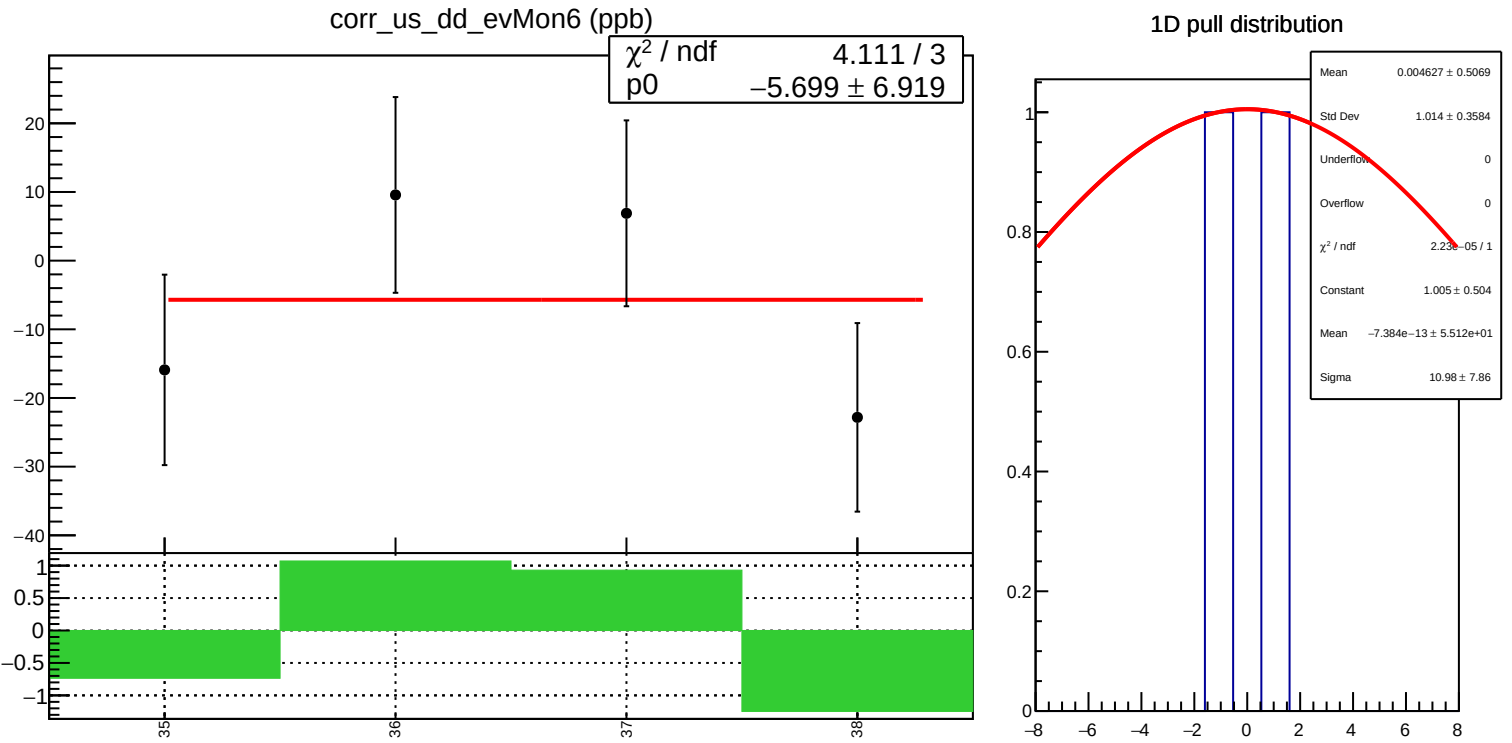
corr_us_dd_evMon6 (ppb)
χ² / ndf 4.111 / 3
p0 −5.699 ± 6.919
20
10
0
−10
−20
−30
−40
1
0.5
0
−0.5
−1
35
36
37
38
1D pull distribution
Mean 0.004627 ± 0.5069
Std Dev 1.014 ± 0.3584
Underflow 0
Overflow 0
χ² / ndf 2.23e−05 / 1
Constant 1.005 ± 0.504
Mean −7.384e−13 ± 5.512e+01
Sigma 10.98 ± 7.86
1
0.8
0.6
0.4
0.2
0
−8
−6
−4
−2
0
2
4
6
8

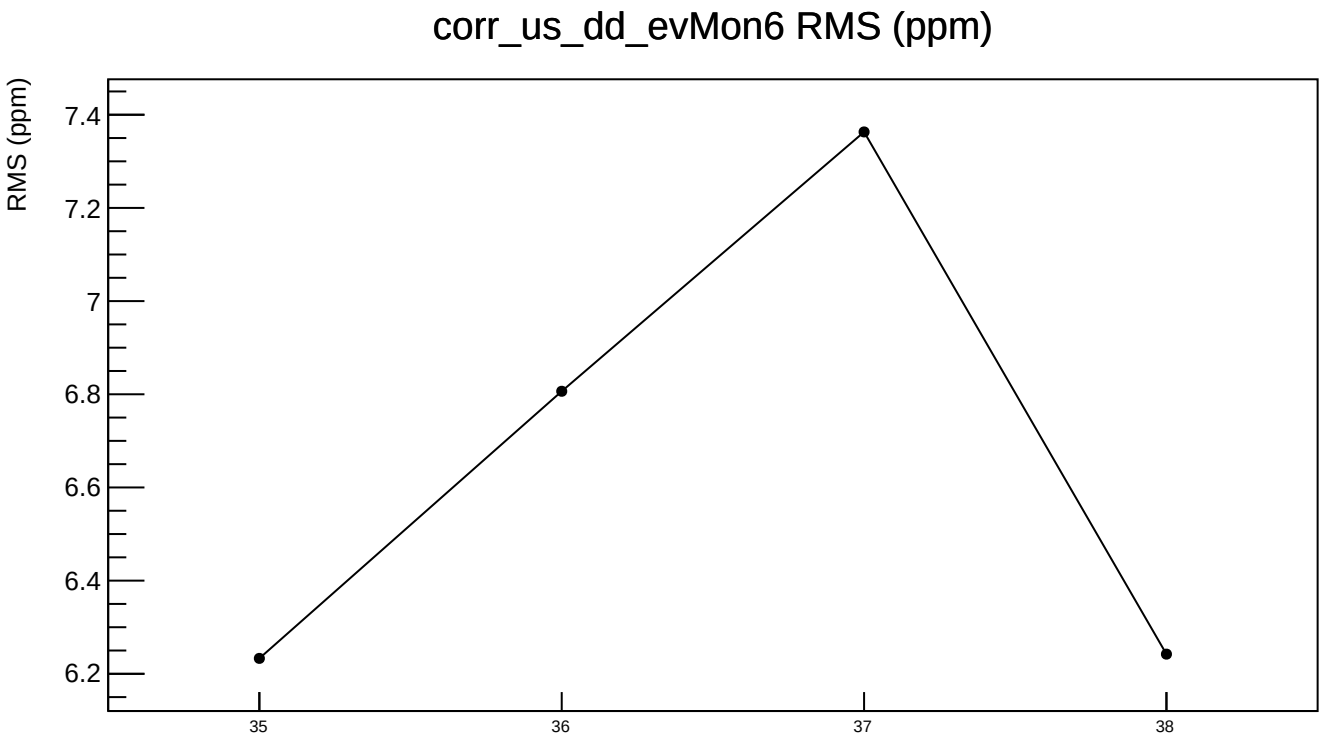
corr_us_dd_evMon6 RMS (ppm)
RMS (ppm)
7.4
7.2
7
6.8
6.6
6.4
6.2
35
36
37
38

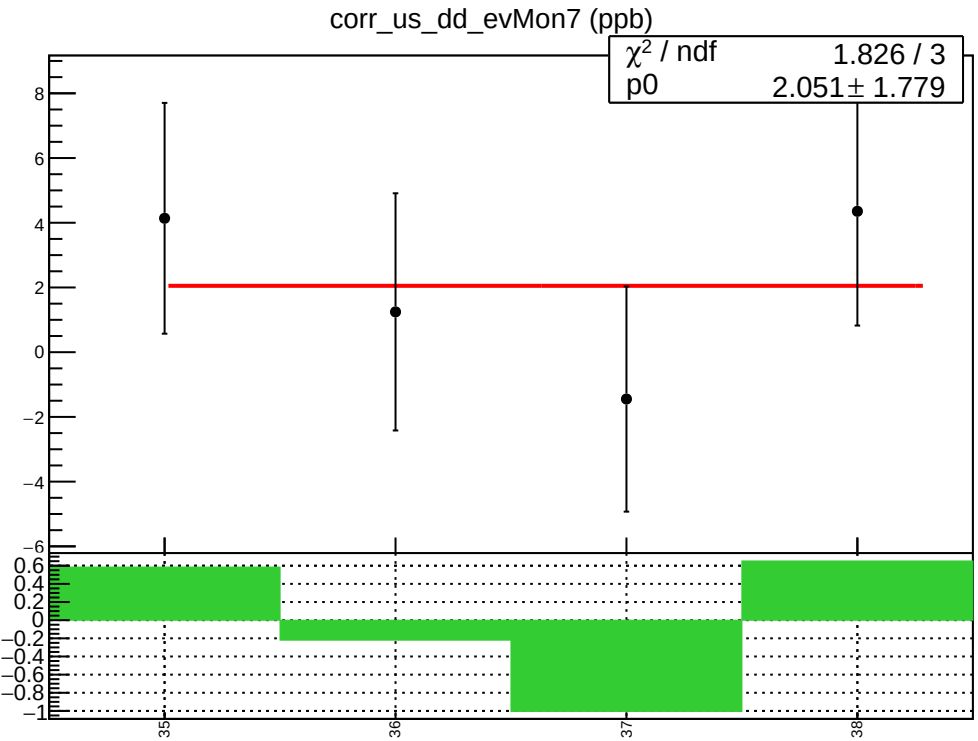
corr_us_dd_evMon7 (ppb)
χ² / ndf 1.826 / 3
p0 2.051 ± 1.779
8
6
4
2
0
−2
−4
−6
0.6
0.4
0.2
0
−0.2
−0.4
−0.6
−0.8
−1
35
36
37
38

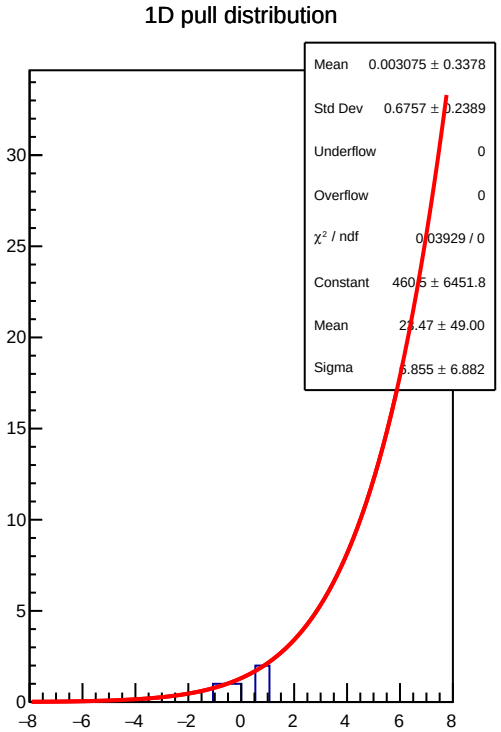
1D pull distribution
Mean 0.003075 ± 0.3378
Std Dev 0.6757 ± 0.2389
Underflow 0
Overflow 0
χ² / ndf 0.03929 / 0
Constant 460.5 ± 6451.8
Mean 23.47 ± 49.00
Sigma 5.855 ± 6.882
30
25
20
15
10
5
0
−8
−6
−4
−2
0
2
4
6
8

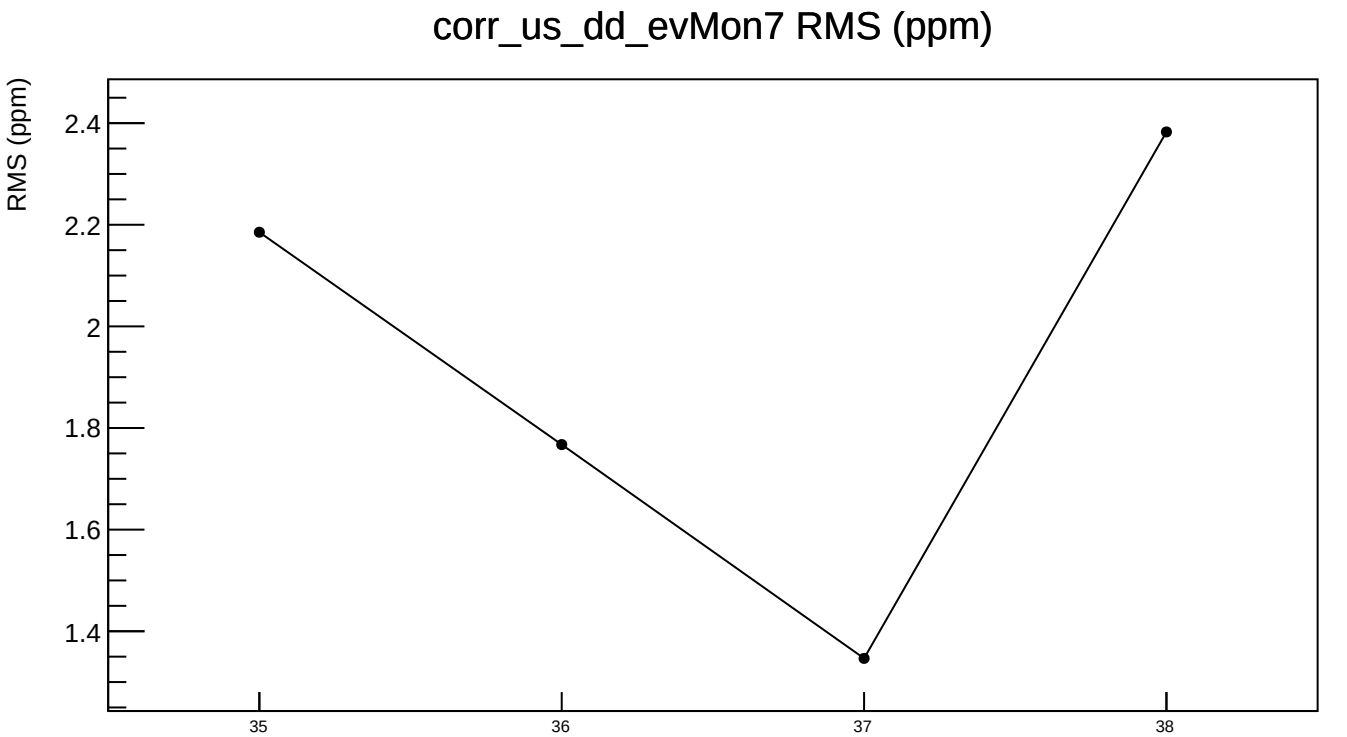
corr_us_dd_evMon7 RMS (ppm)
RMS (ppm)
2.4
2.2
2
1.8
1.6
1.4
35
36
37
38

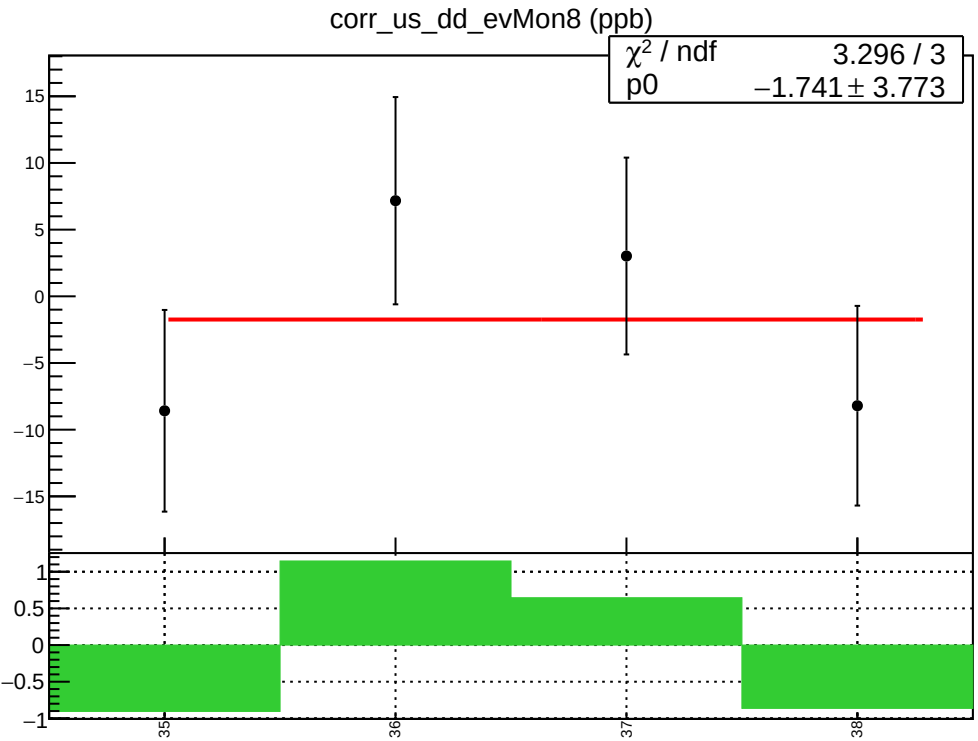
corr_us_dd_evMon8 (ppb)
χ² / ndf 3.296 / 3
p0 −1.741 ± 3.773
15
10
5
0
−5
−10
−15
1
0.5
0
−0.5
−1
35
36
37
38

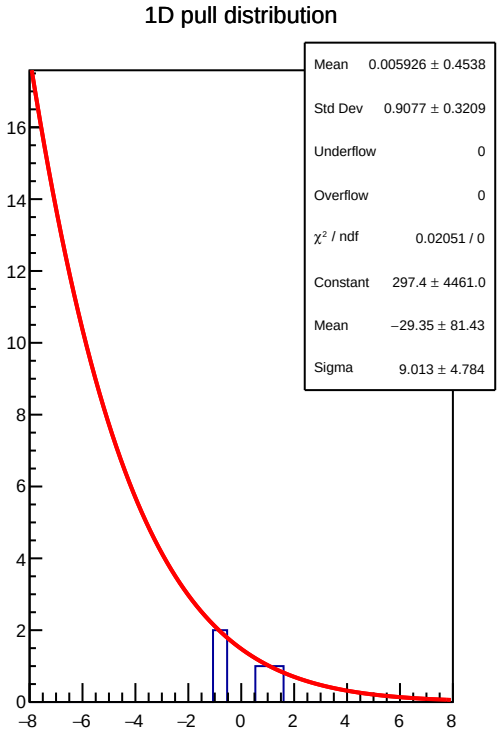
1D pull distribution
Mean 0.005926 ± 0.4538
Std Dev 0.9077 ± 0.3209
Underflow 0
Overflow 0
χ² / ndf 0.02051 / 0
Constant 297.4 ± 4461.0
Mean −29.35 ± 81.43
Sigma 9.013 ± 4.784
16
14
12
10
8
6
4
2
0
−8
−6
−4
−2
0
2
4
6
8

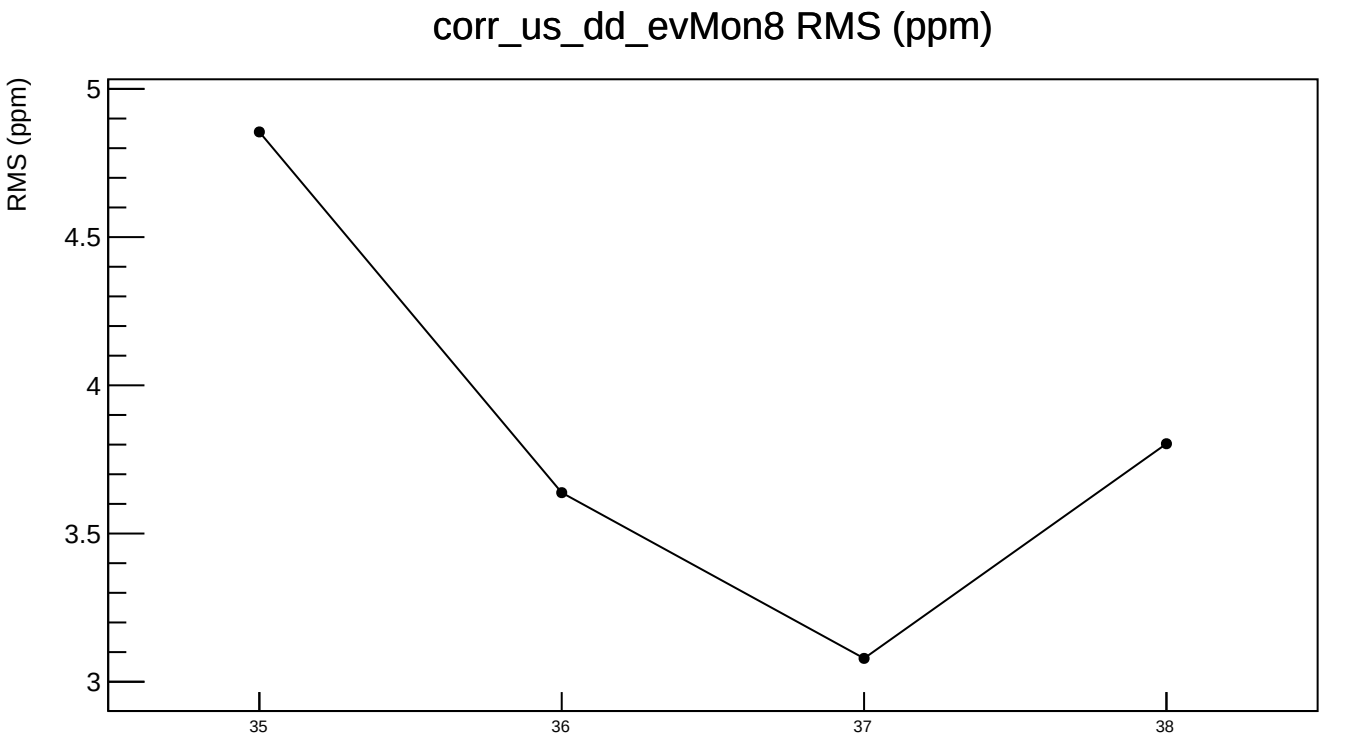
corr_us_dd_evMon8 RMS (ppm)
RMS (ppm)
5
4.5
4
3.5
3
35
36
37
38

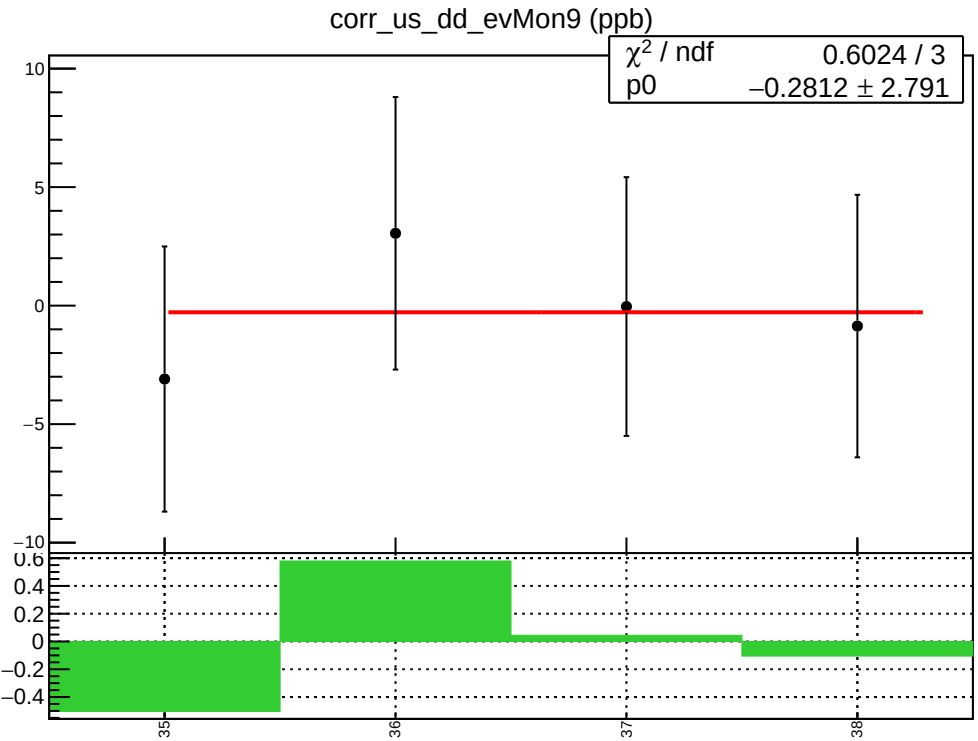
corr_us_dd_evMon9 (ppb)
χ² / ndf 0.6024 / 3
p0 −0.2812 ± 2.791
10
5
0
−5
−10
0.6
0.4
0.2
0
−0.2
−0.4
35
36
37
38

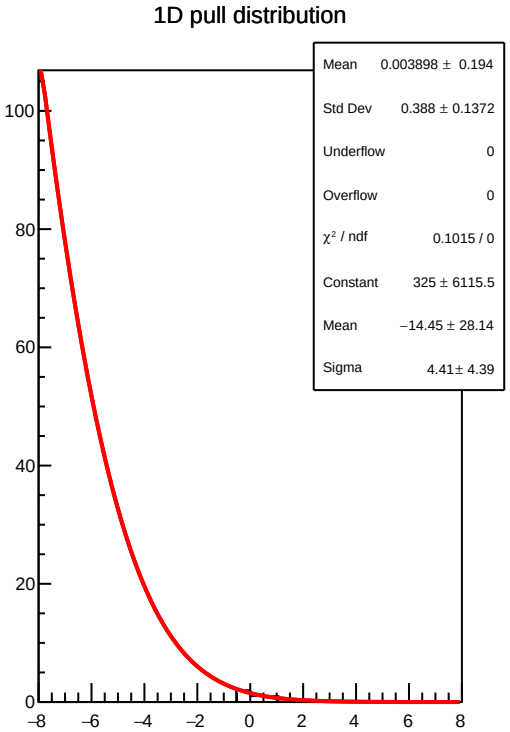
1D pull distribution
Mean 0.003898 ± 0.194
Std Dev 0.388 ± 0.1372
Underflow 0
Overflow 0
χ² / ndf 0.1015 / 0
Constant 325 ± 6115.5
Mean −14.45 ± 28.14
Sigma 4.41± 4.39
100
80
60
40
20
0
−8
−6
−4
−2
0
2
4
6
8

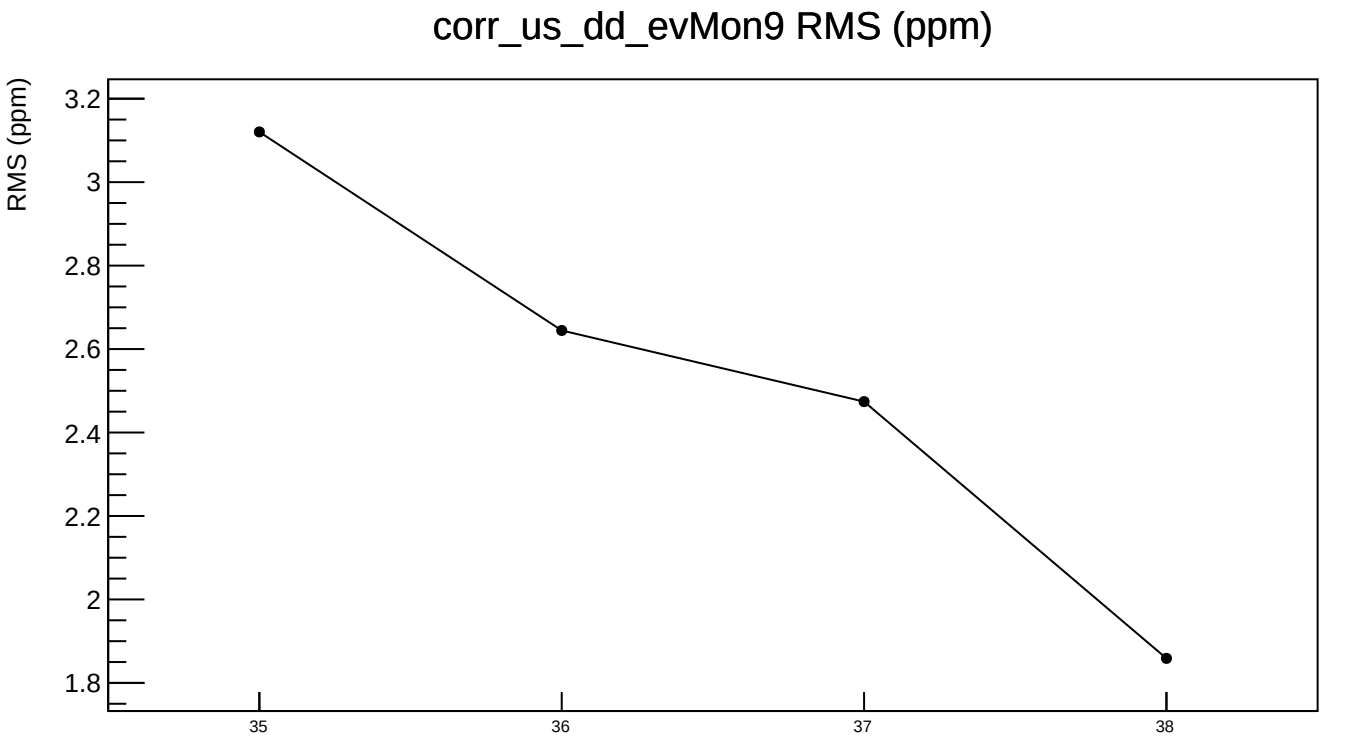
corr_us_dd_evMon9 RMS (ppm)
RMS (ppm)
3.2
3
2.8
2.6
2.4
2.2
2
1.8
35
36
37
38

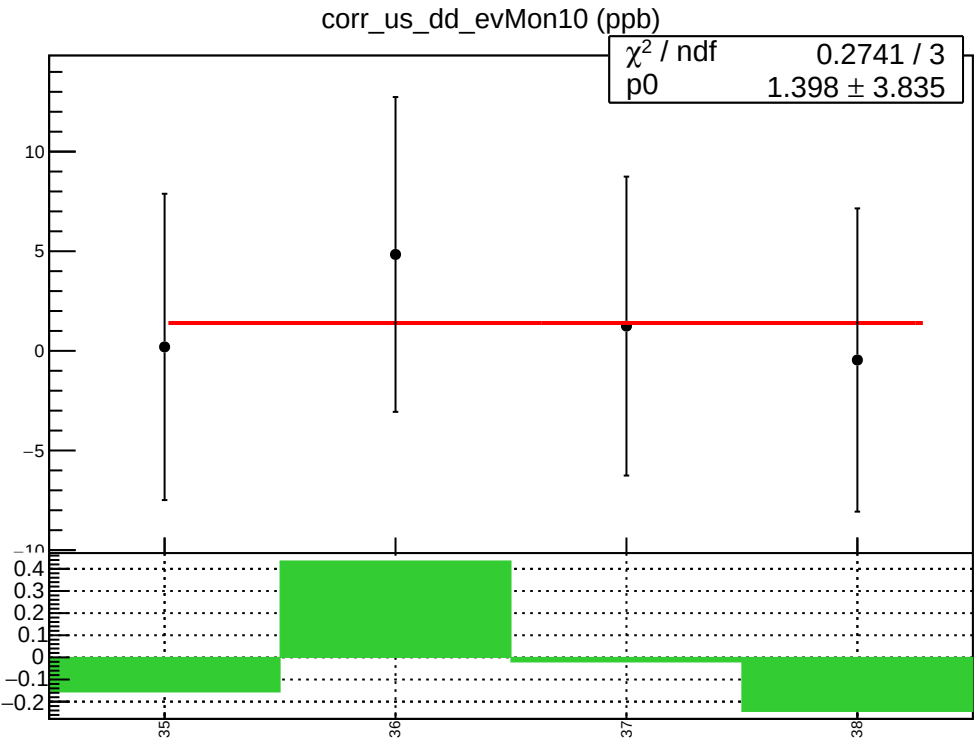
corr_us_dd_evMon10 (ppb)
χ² / ndf 0.2741 / 3
p0 1.398 ± 3.835
10
5
0
−5
−10
0.4
0.3
0.2
0.1
0
−0.1
−0.2
35
36
37
38

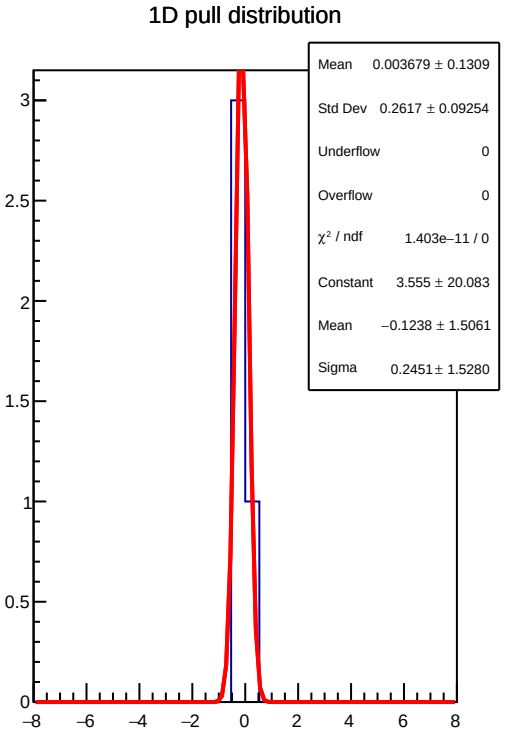
1D pull distribution
Mean 0.003679 ± 0.1309
Std Dev 0.2617 ± 0.09254
Underflow 0
Overflow 0
χ² / ndf 1.403e−11 / 0
Constant 3.555 ± 20.083
Mean −0.1238 ± 1.5061
Sigma 0.2451 ± 1.5280
3
2.5
2
1.5
1
0.5
0
−8
−6
−4
−2
0
2
4
6
8

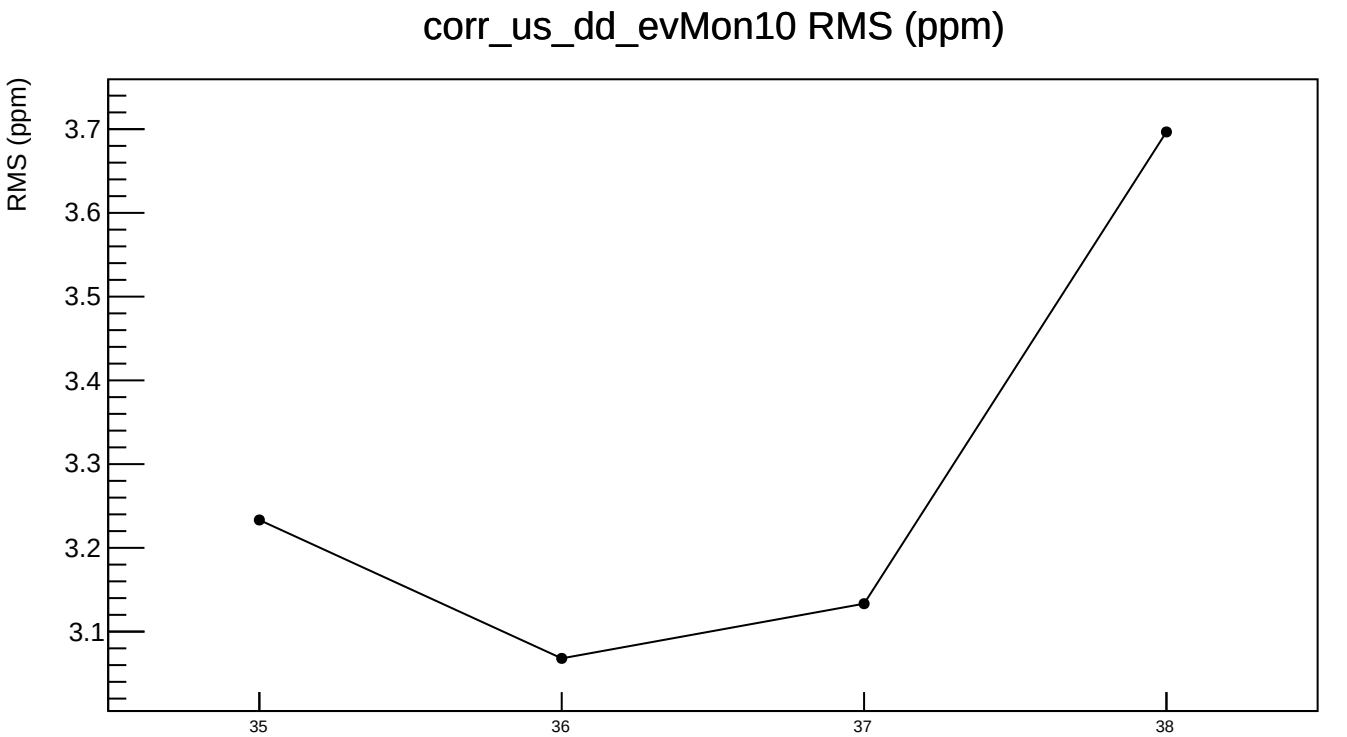
corr_us_dd_evMon10 RMS (ppm)
RMS (ppm)
3.7
3.6
3.5
3.4
3.3
3.2
3.1
35
36
37
38

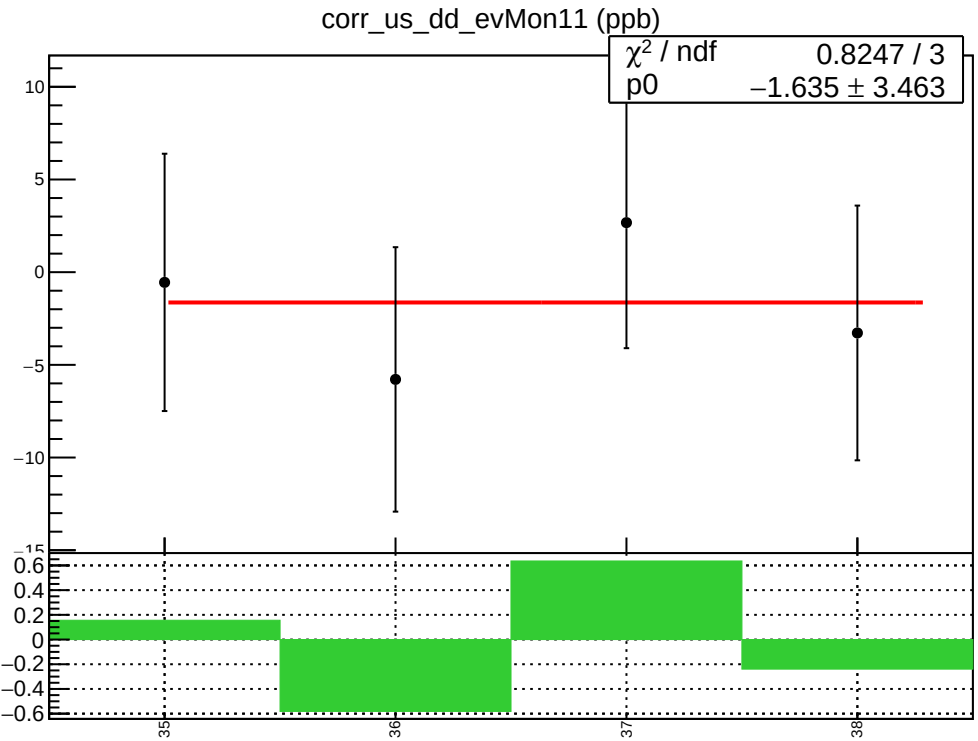
corr_us_dd_evMon11 (ppb)
χ² / ndf 0.8247 / 3
p0 −1.635 ± 3.463
10
5
0
−5
−10
−15
0.6
0.4
0.2
0
−0.2
−0.4
−0.6
35
36
37
38

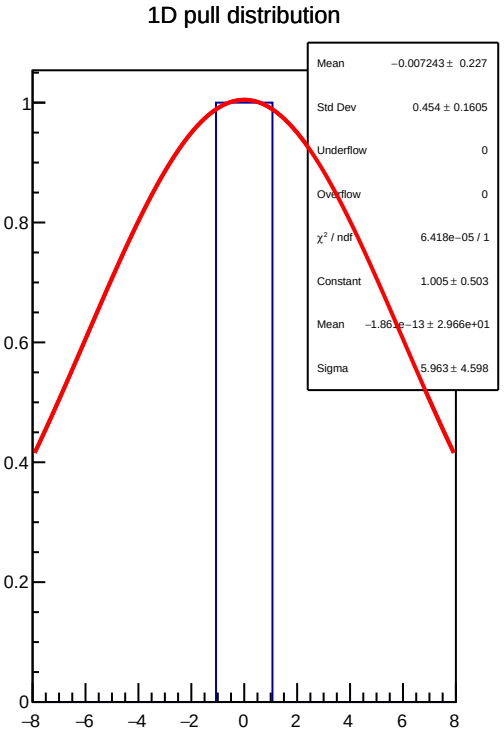
1D pull distribution
Mean −0.007243 ± 0.227
Std Dev 0.454 ± 0.1605
Underflow 0
Overflow 0
χ² / ndf 6.418e−05 / 1
Constant 1.005 ± 0.503
Mean −1.861e−13 ± 2.966e+01
Sigma 5.963 ± 4.598
1
0.8
0.6
0.4
0.2
0
−8
−6
−4
−2
0
2
4
6
8

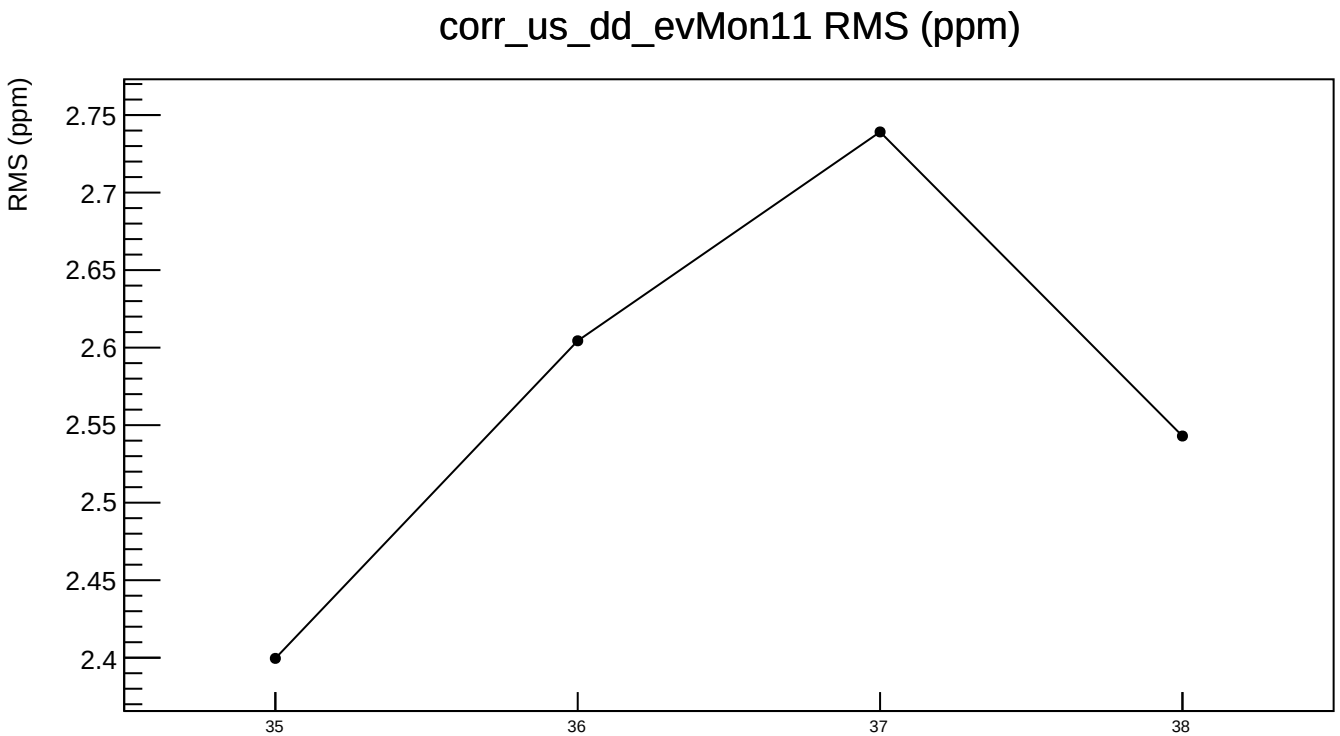
corr_us_dd_evMon11 RMS (ppm)
RMS (ppm)
2.75
2.7
2.65
2.6
2.55
2.5
2.45
2.4
35
36
37
38

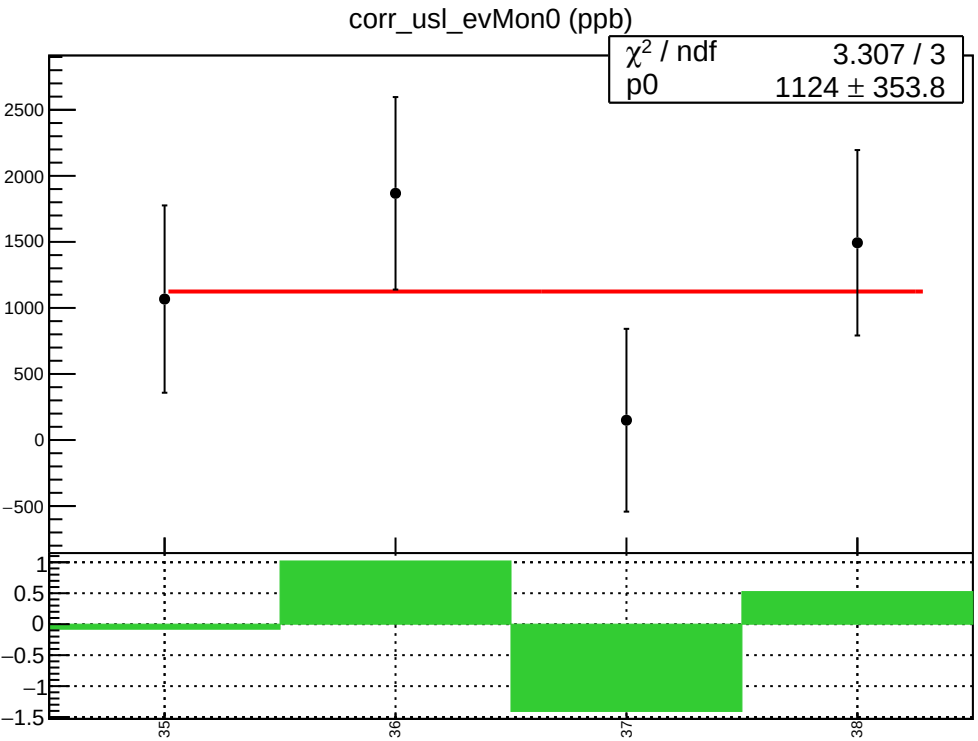
corr_usl_evMon0 (ppb)
χ² / ndf 3.307 / 3
p0 1124 ± 353.8
2500
2000
1500
1000
500
0
−500
1
0.5
0
−0.5
−1
−1.5
35
36
37
38

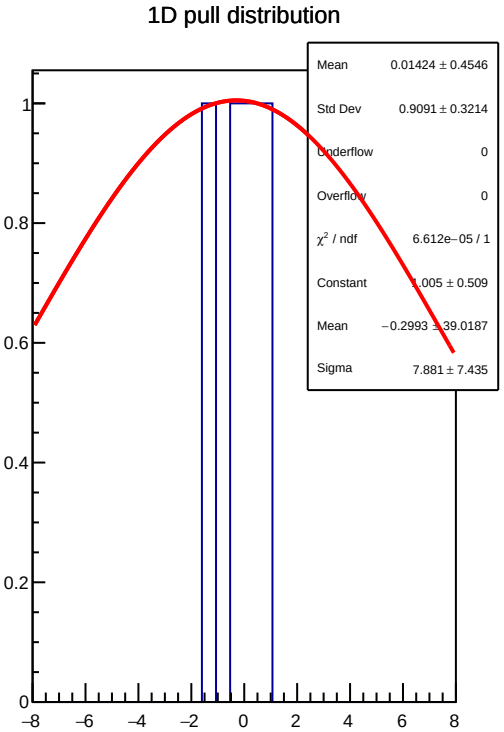
1D pull distribution
Mean 0.01424 ± 0.4546
Std Dev 0.9091 ± 0.3214
Underflow 0
Overflow 0
χ² / ndf 6.612e−05 / 1
Constant 1.005 ± 0.509
Mean −0.2993 ± 39.0187
Sigma 7.881 ± 7.435
1
0.8
0.6
0.4
0.2
0
−8
−6
−4
−2
0
2
4
6
8

corr_usl_evMon0 RMS (ppm)

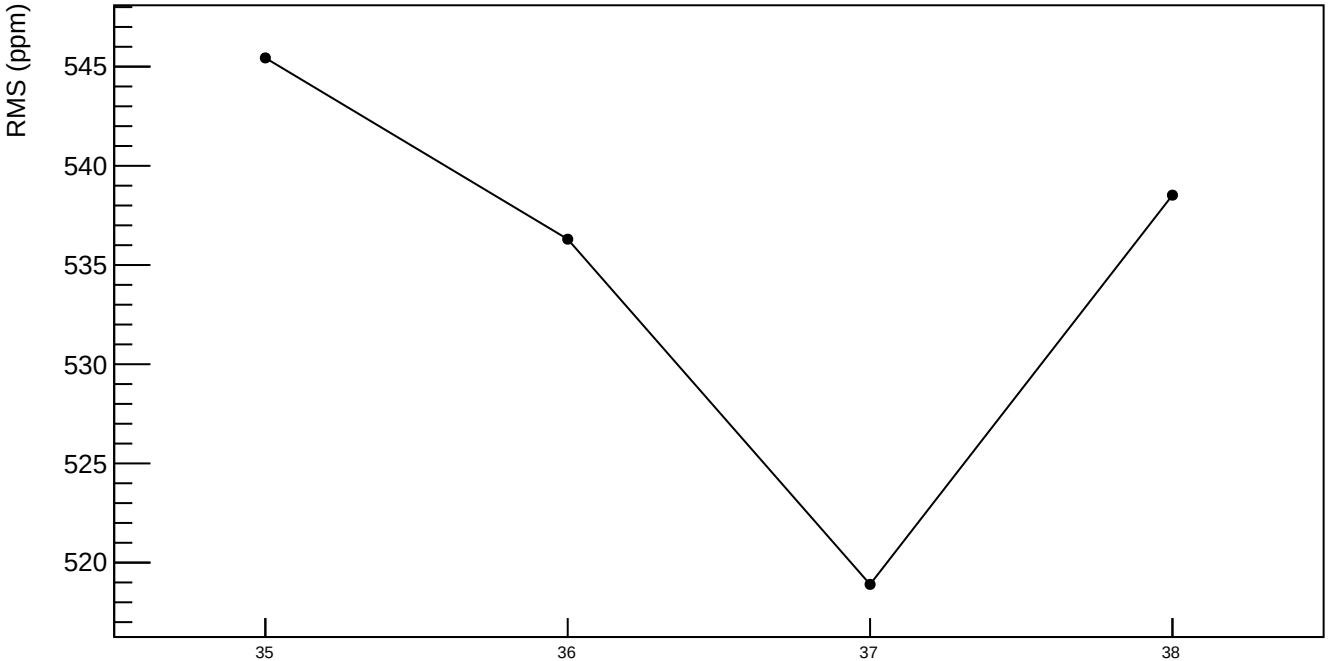

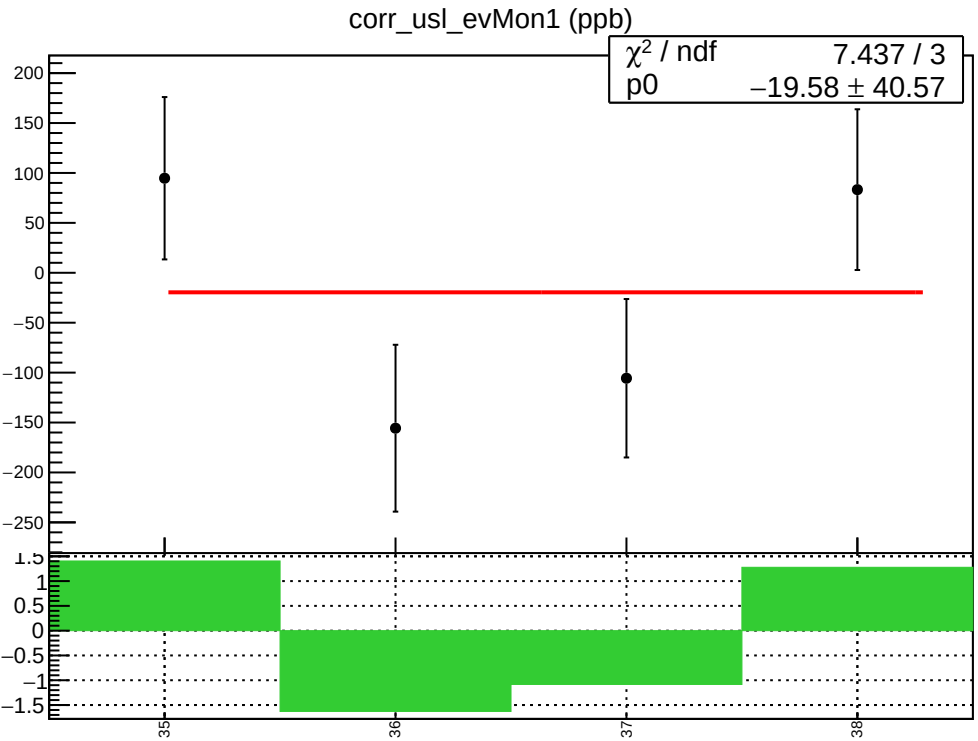
corr_usl_evMon1 (ppb)
χ² / ndf 7.437 / 3
p0 −19.58 ± 40.57
200
150
100
50
0
−50
−100
−150
−200
−250
1.5
1
0.5
0
−0.5
−1
−1.5
35
36
37
38

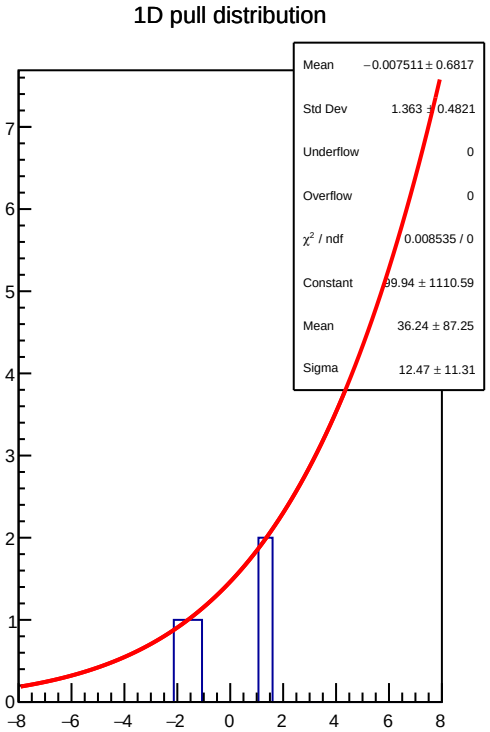
1D pull distribution
Mean −0.007511 ± 0.6817
Std Dev 1.363 ± 0.4821
Underflow 0
Overflow 0
χ² / ndf 0.008535 / 0
Constant 99.94 ± 1110.59
Mean 36.24 ± 87.25
Sigma 12.47 ± 11.31
7
6
5
4
3
2
1
0
−8
−6
−4
−2
0
2
4
6
8

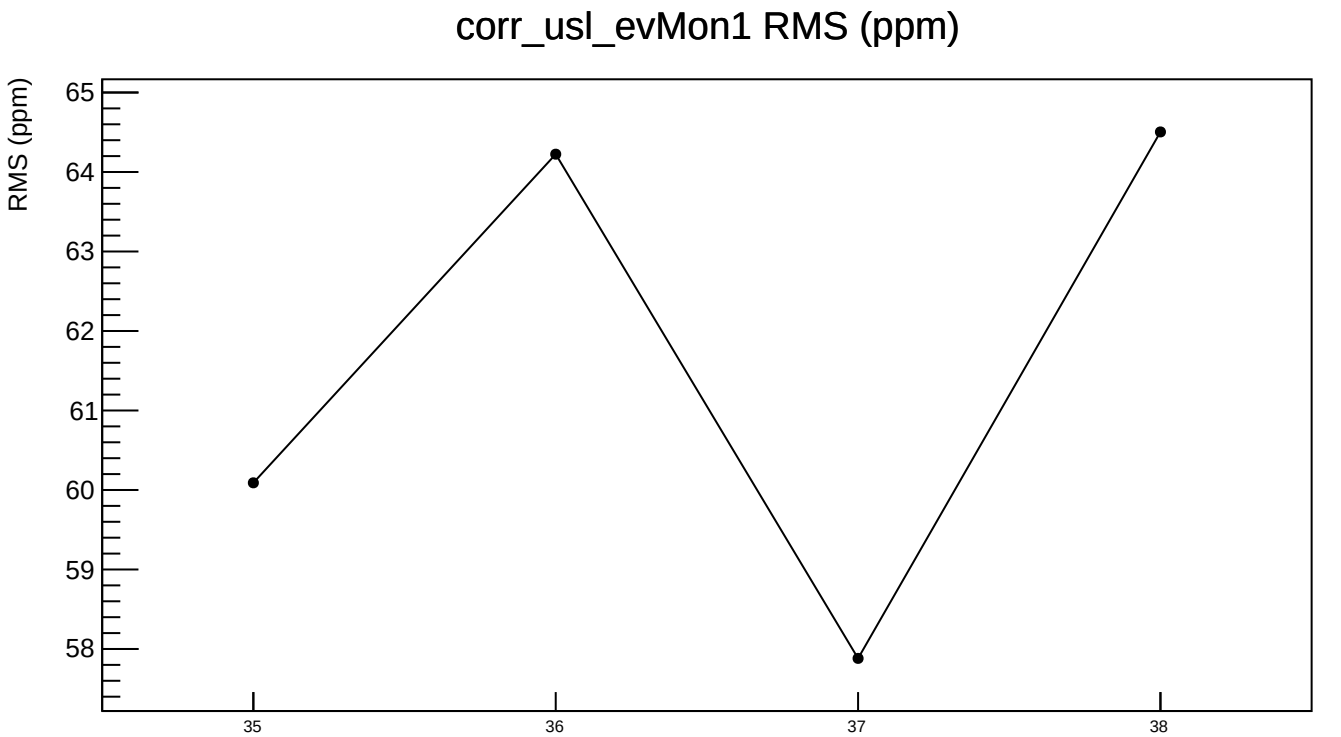
corr_usl_evMon1 RMS (ppm)
RMS (ppm)
65
64
63
62
61
60
59
58
35
36
37
38

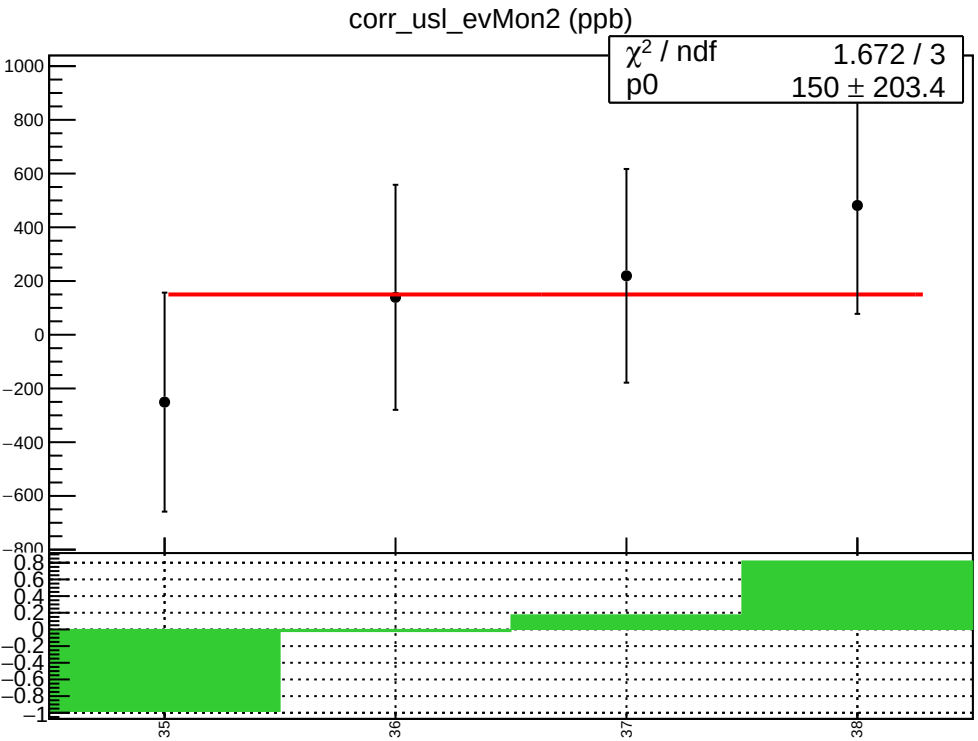
corr_usl_evMon2 (ppb)
χ² / ndf 1.672 / 3
p0 150 ± 203.4
1000
800
600
400
200
0
−200
−400
−600
−800
0.8
0.6
0.4
0.2
0
−0.2
−0.4
−0.6
−0.8
−1
35
36
37
38

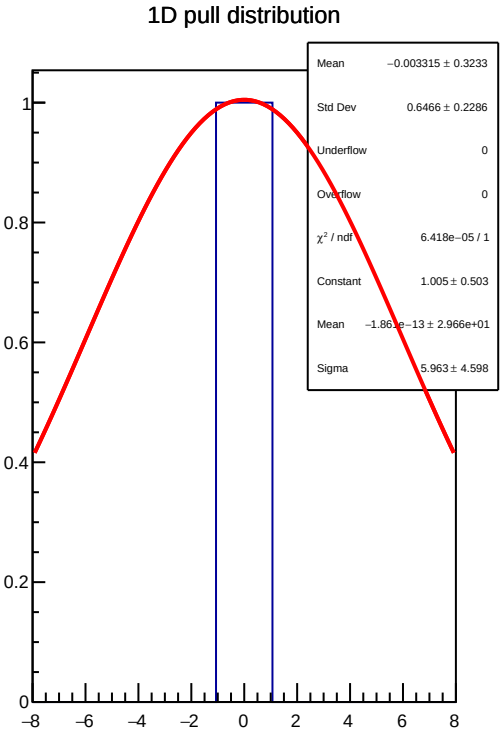
1D pull distribution
Mean −0.003315 ± 0.3233
Std Dev 0.6466 ± 0.2286
Underflow 0
Overflow 0
χ² / ndf 6.418e−05 / 1
Constant 1.005 ± 0.503
Mean −1.861e−13 ± 2.966e+01
Sigma 5.963 ± 4.598
1
0.8
0.6
0.4
0.2
0
−8
−6
−4
−2
0
2
4
6
8

corr_usl_evMon2 RMS (ppm)

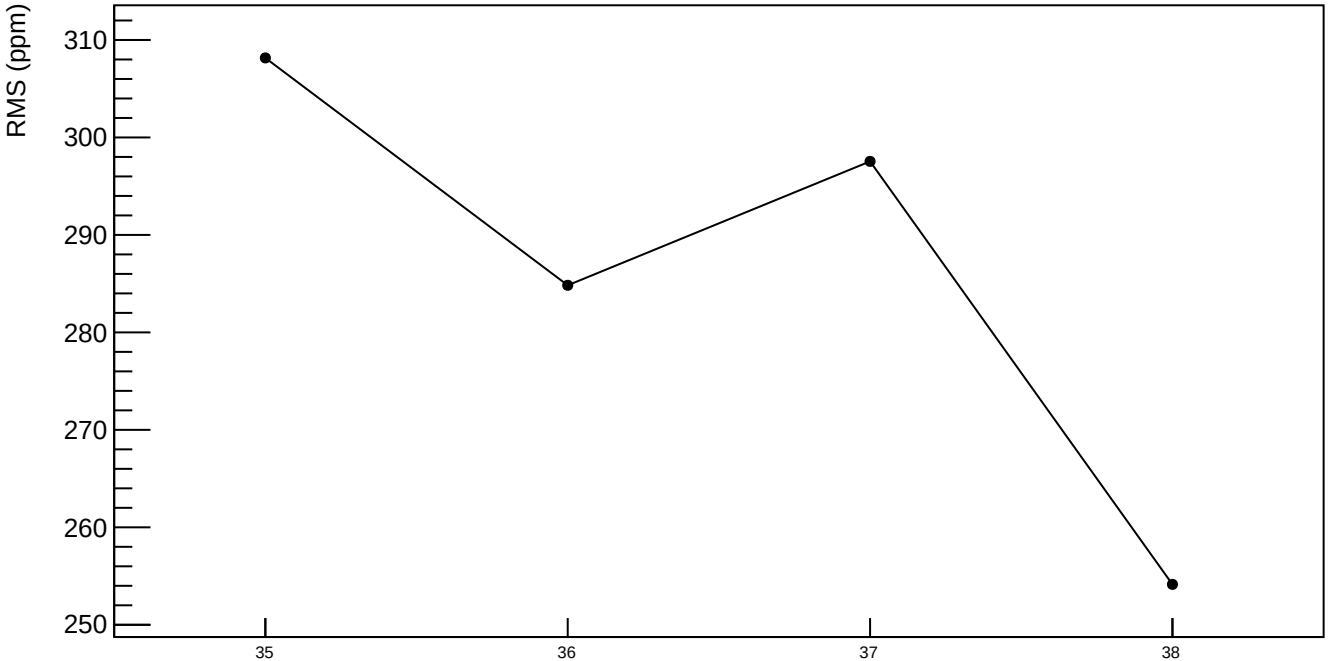

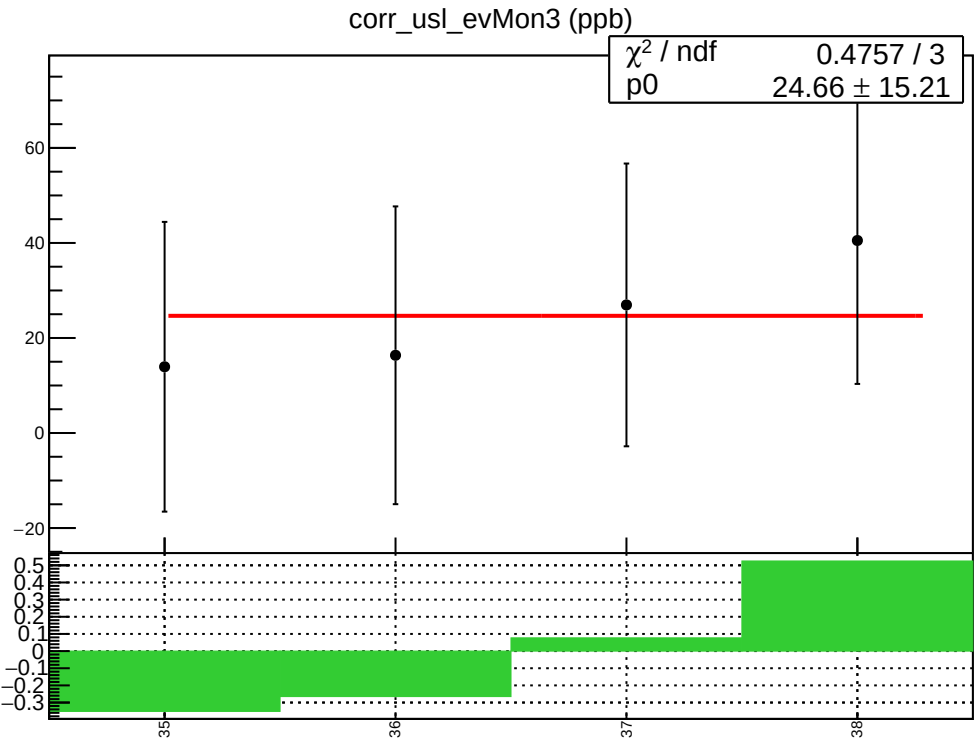
corr_usl_evMon3 (ppb)
χ² / ndf 0.4757 / 3
p0 24.66 ± 15.21
60
40
20
0
−20
0.5
0.4
0.3
0.2
0.1
0
−0.1
−0.2
−0.3
35
36
37
38

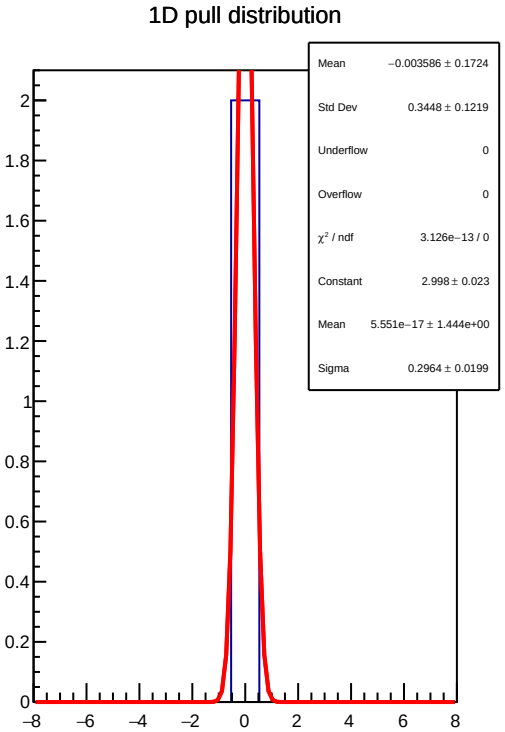
1D pull distribution
Mean −0.003586 ± 0.1724
Std Dev 0.3448 ± 0.1219
Underflow 0
Overflow 0
χ² / ndf 3.126e−13 / 0
Constant 2.998 ± 0.023
Mean 5.551e−17 ± 1.444e+00
Sigma 0.2964 ± 0.0199
2
1.8
1.6
1.4
1.2
1
0.8
0.6
0.4
0.2
0
−8
−6
−4
−2
0
2
4
6
8

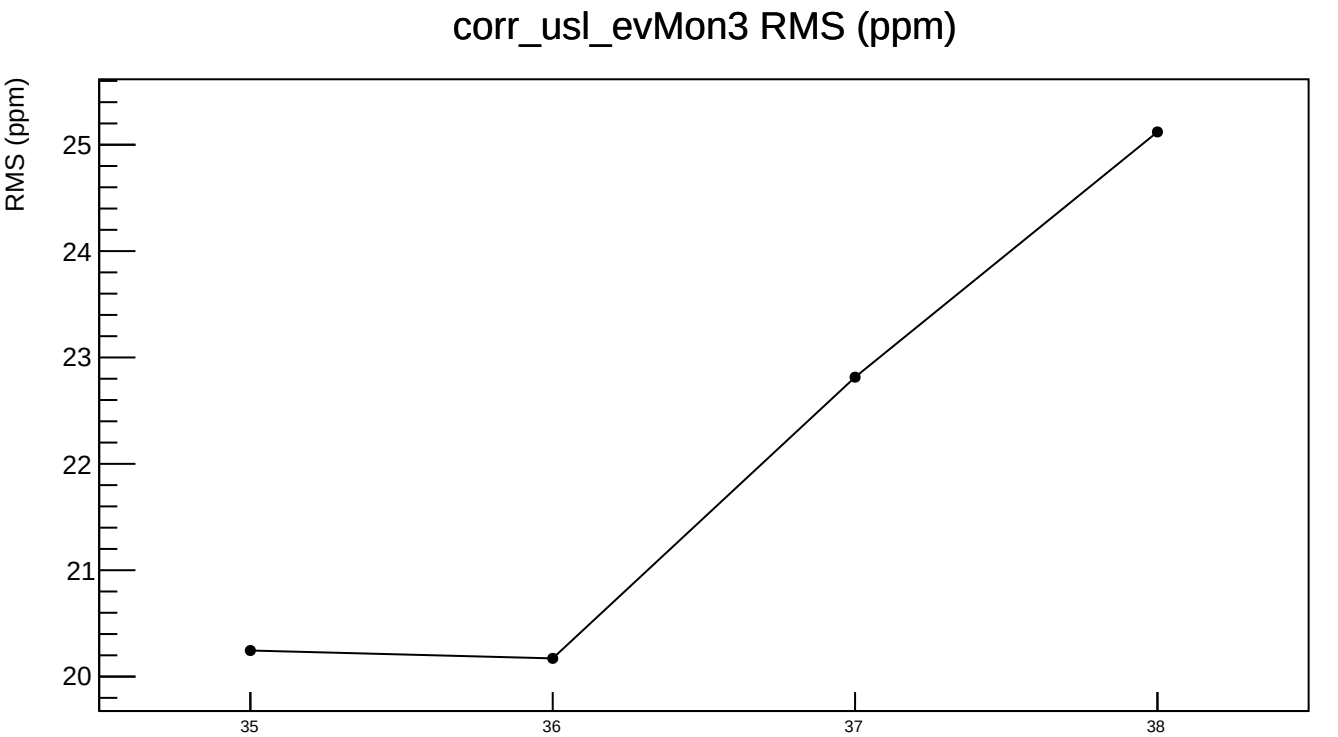
corr_usl_evMon3 RMS (ppm)
RMS (ppm)
25
24
23
22
21
20
35
36
37
38

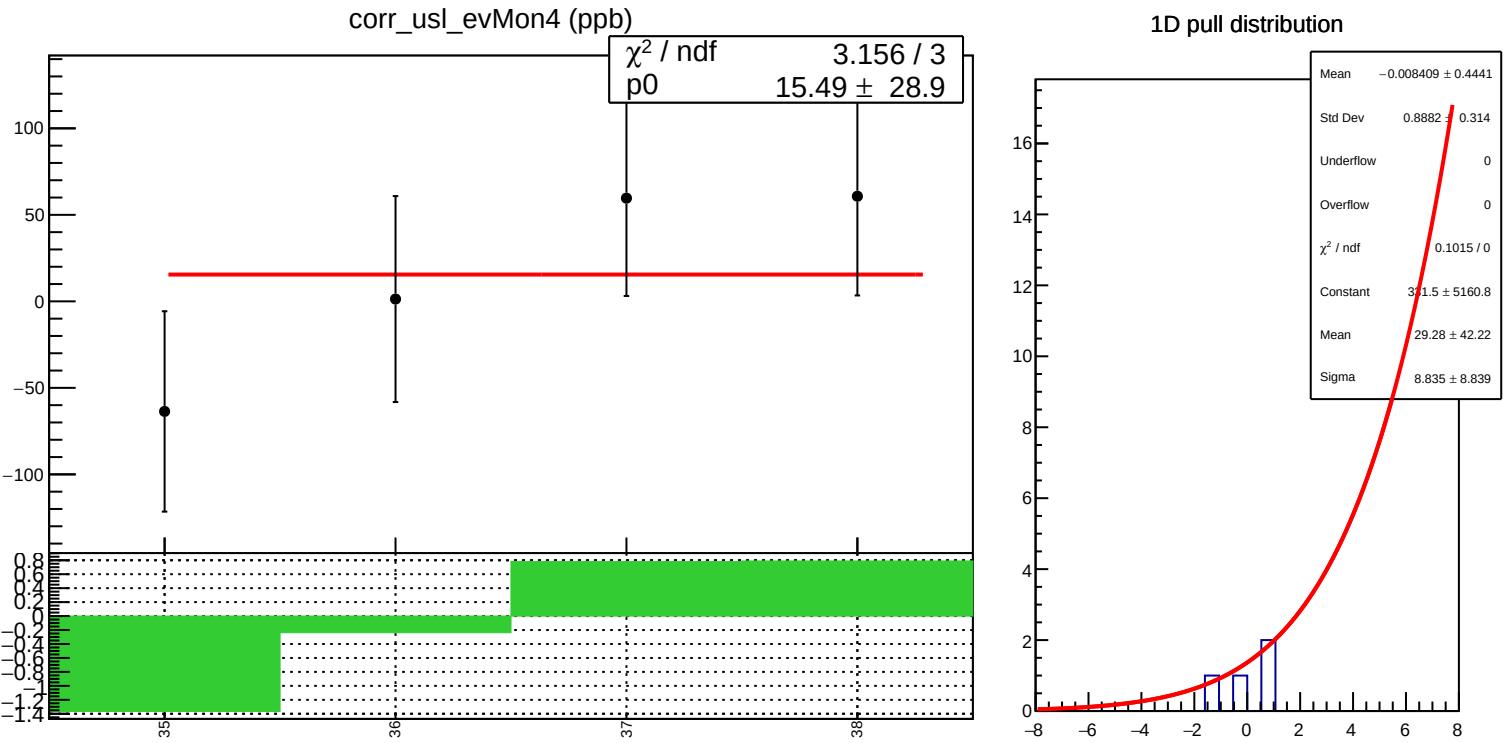
corr_usl_evMon4 (ppb)
χ² / ndf 3.156 / 3
p0 15.49 ± 28.9
100
50
0
−50
−100
0.8
0.6
0.4
0.2
0
−0.2
−0.4
−0.6
−0.8
−1
−1.2
−1.4
35
36
37
38
1D pull distribution
Mean −0.008409 ± 0.4441
Std Dev 0.8882 ± 0.314
Underflow 0
Overflow 0
χ² / ndf 0.1015 / 0
Constant 3[illegible]1.5 ± 5160.8
Mean 29.28 ± 42.22
Sigma 8.835 ± 8.839
16
14
12
10
8
6
4
2
0
−8
−6
−4
−2
0
2
4
6
8

corr_usl_evMon4 RMS (ppm)

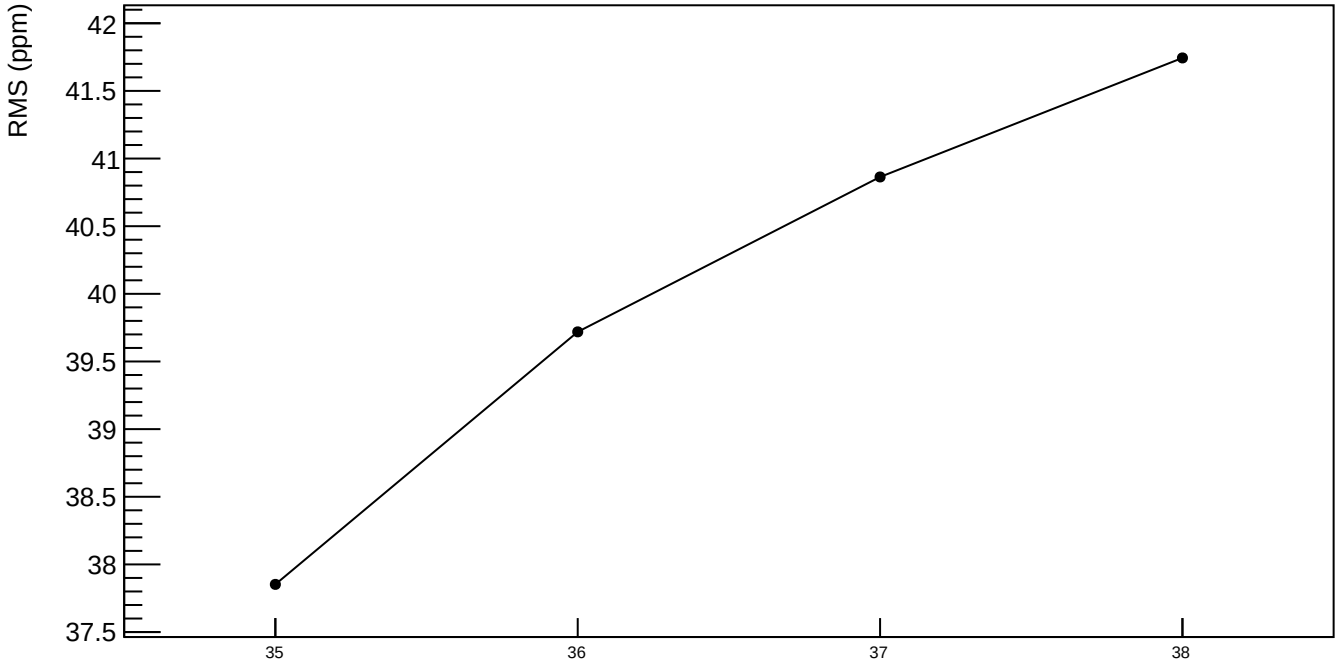

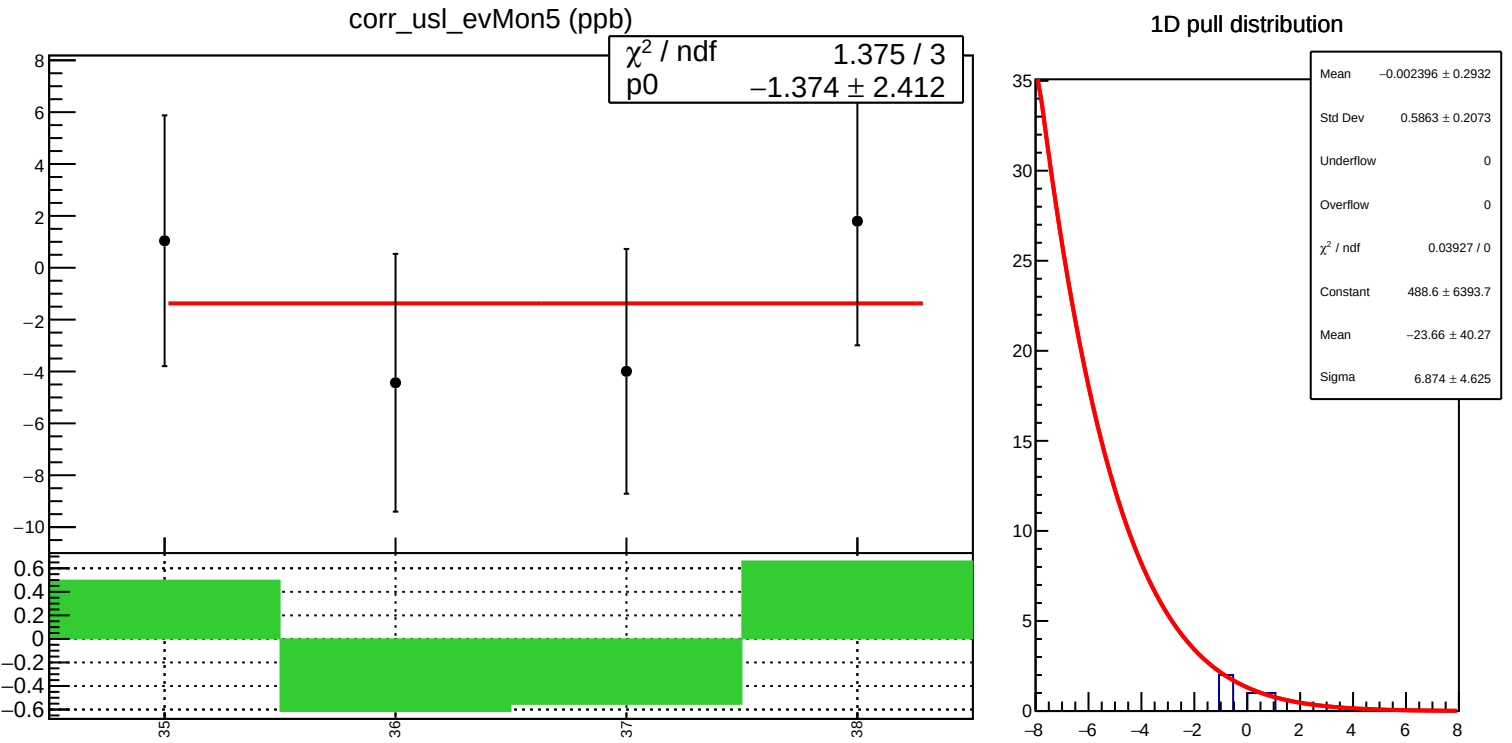
corr_usl_evMon5 (ppb)
χ² / ndf 1.375 / 3
p0 −1.374 ± 2.412
1D pull distribution
Mean −0.002396 ± 0.2932
Std Dev 0.5863 ± 0.2073
Underflow 0
Overflow 0
χ² / ndf 0.03927 / 0
Constant 488.6 ± 6393.7
Mean −23.66 ± 40.27
Sigma 6.874 ± 4.625

corr_usl_evMon5 RMS (ppm)

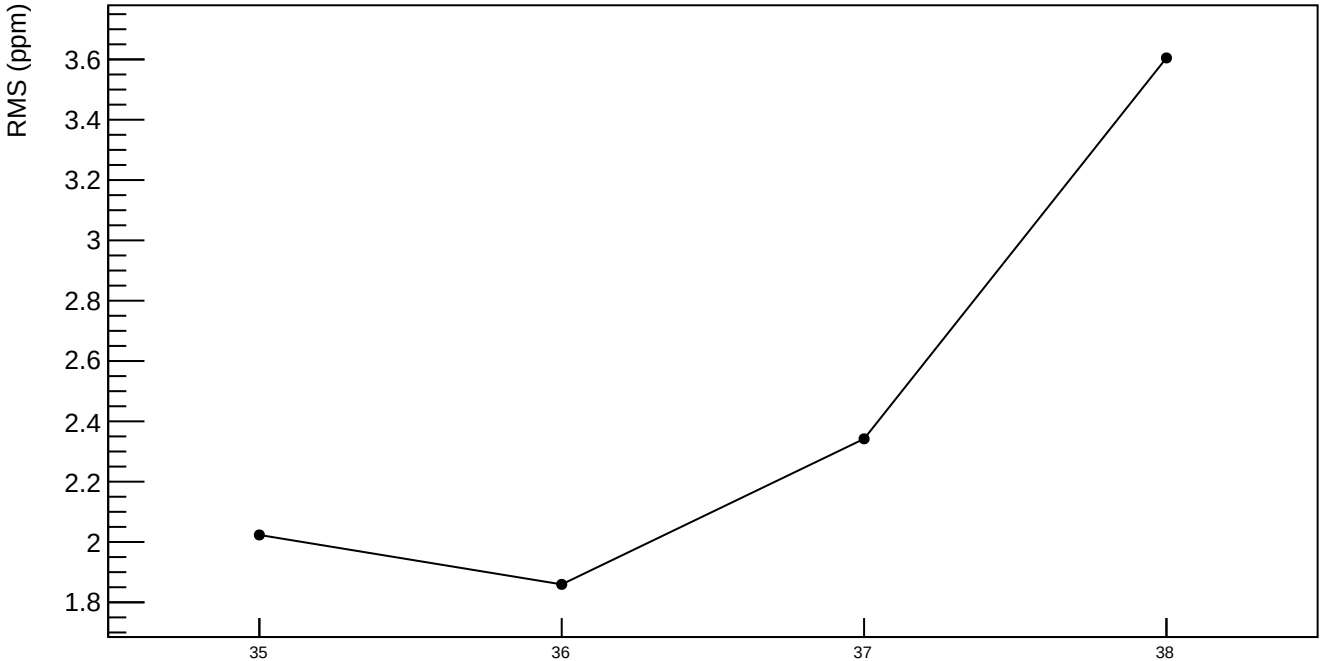

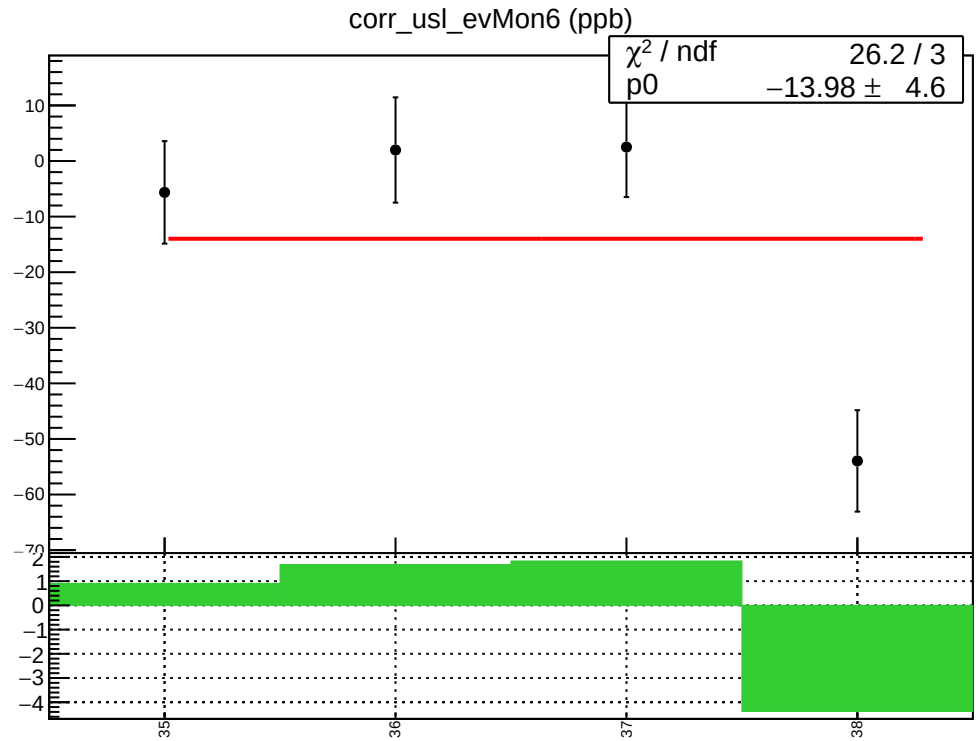
corr_usl_evMon6 (ppb)
χ² / ndf 26.2 / 3
p0 −13.98 ± 4.6
10
0
−10
−20
−30
−40
−50
−60
−70
2
1
0
−1
−2
−3
−4
35
36
37
38

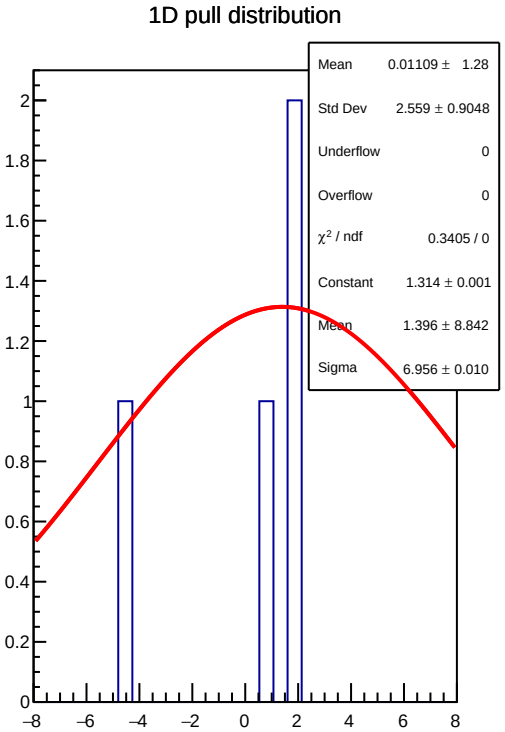
1D pull distribution
Mean 0.01109 ± 1.28
Std Dev 2.559 ± 0.9048
Underflow 0
Overflow 0
χ² / ndf 0.3405 / 0
Constant 1.314 ± 0.001
Mean 1.396 ± 8.842
Sigma 6.956 ± 0.010
2
1.8
1.6
1.4
1.2
1
0.8
0.6
0.4
0.2
0
−8
−6
−4
−2
0
2
4
6
8

corr_usl_evMon6 RMS (ppm)

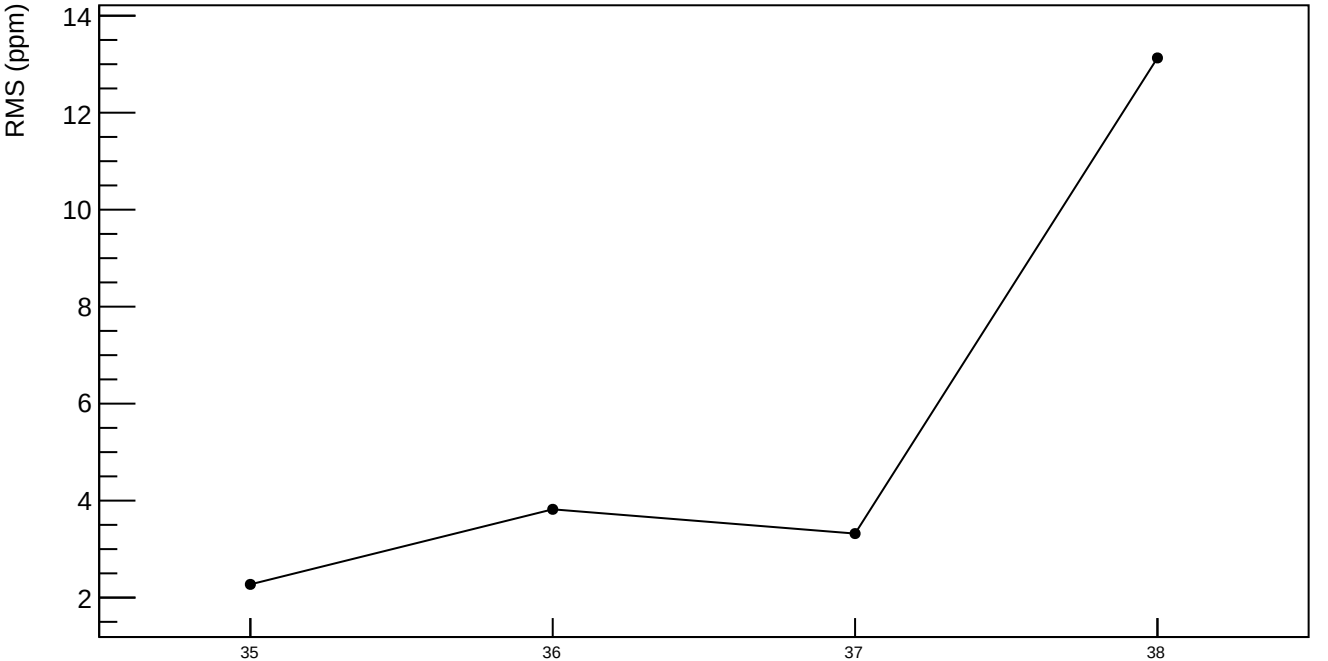

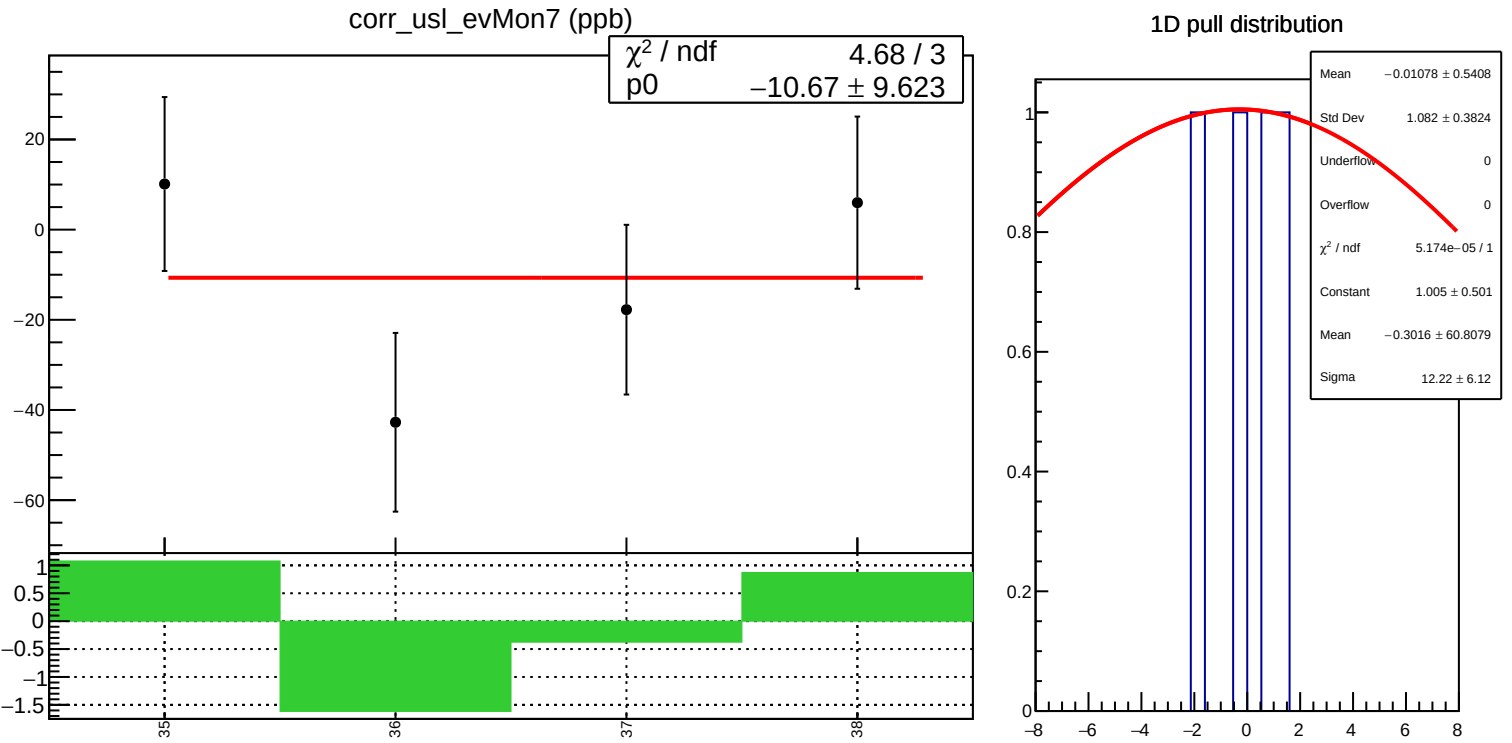
corr_usl_evMon7 (ppb)
χ² / ndf 4.68 / 3
p0 −10.67 ± 9.623
1D pull distribution
Mean −0.01078 ± 0.5408
Std Dev 1.082 ± 0.3824
Underflow 0
Overflow 0
χ² / ndf 5.174e−05 / 1
Constant 1.005 ± 0.501
Mean −0.3016 ± 60.8079
Sigma 12.22 ± 6.12

corr_usl_evMon7 RMS (ppm)

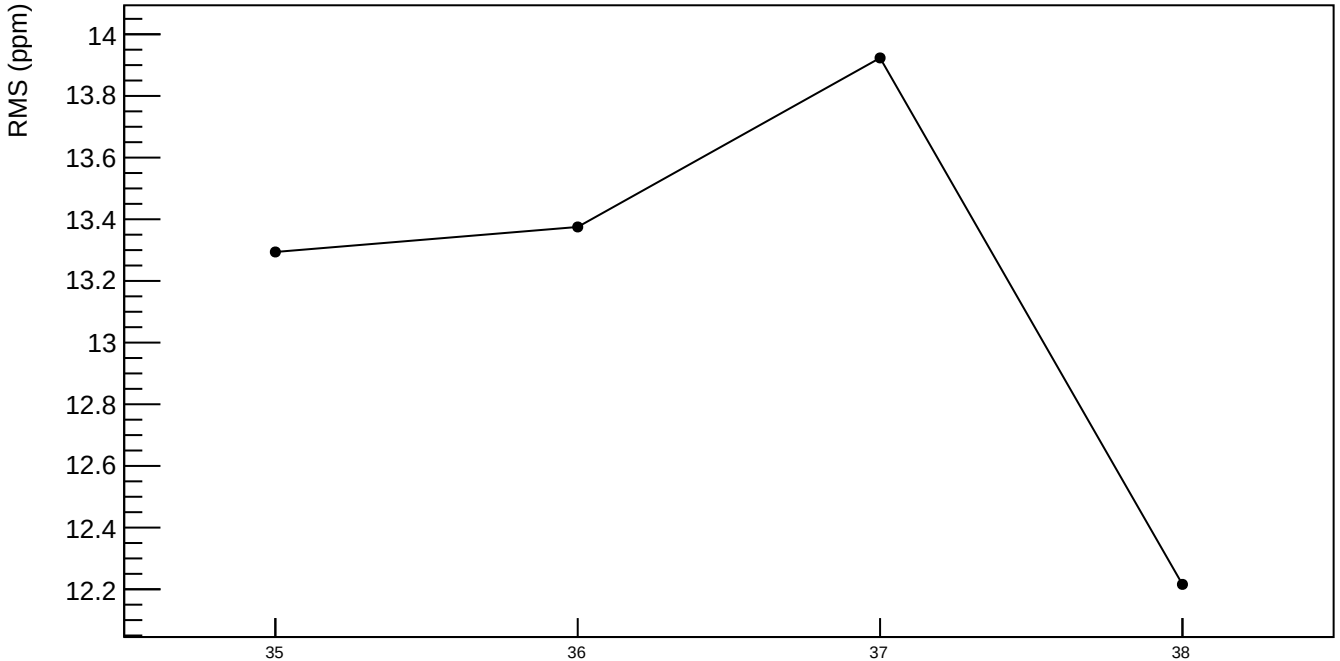

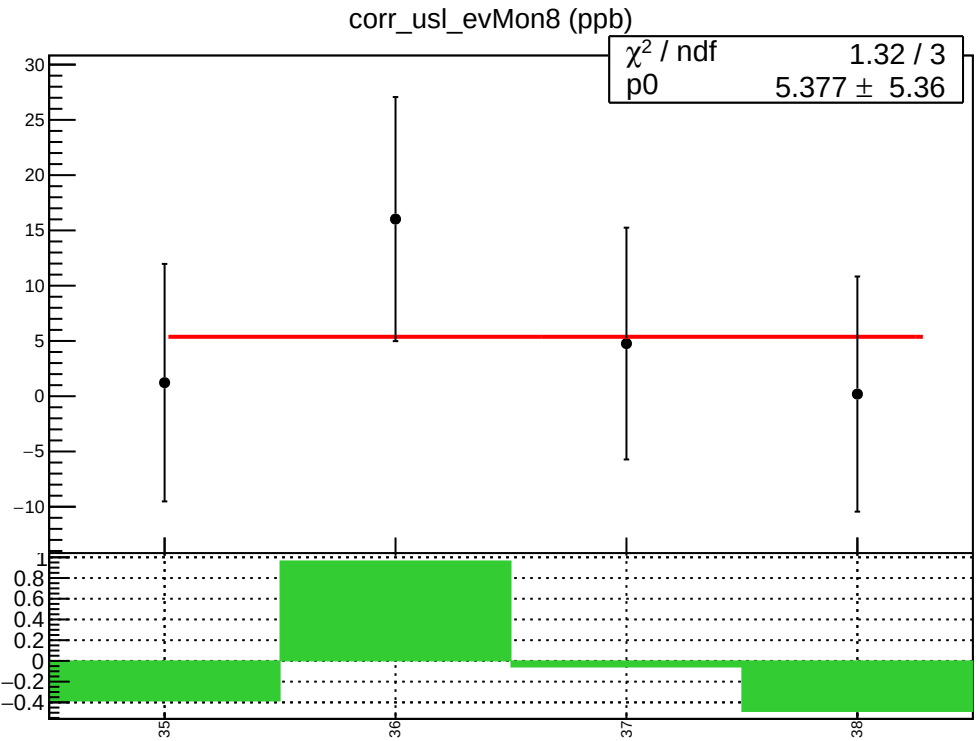
corr_usl_evMon8 (ppb)
χ² / ndf 1.32 / 3
p0 5.377 ± 5.36
30
25
20
15
10
5
0
−5
−10
1
0.8
0.6
0.4
0.2
0
−0.2
−0.4
35
36
37
38

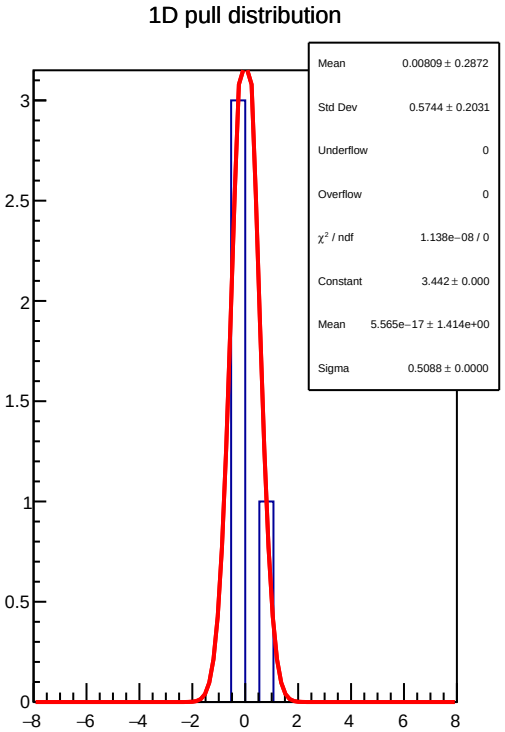
1D pull distribution
Mean 0.00809 ± 0.2872
Std Dev 0.5744 ± 0.2031
Underflow 0
Overflow 0
χ² / ndf 1.138e−08 / 0
Constant 3.442 ± 0.000
Mean 5.565e−17 ± 1.414e+00
Sigma 0.5088 ± 0.0000
3
2.5
2
1.5
1
0.5
0
−8
−6
−4
−2
0
2
4
6
8

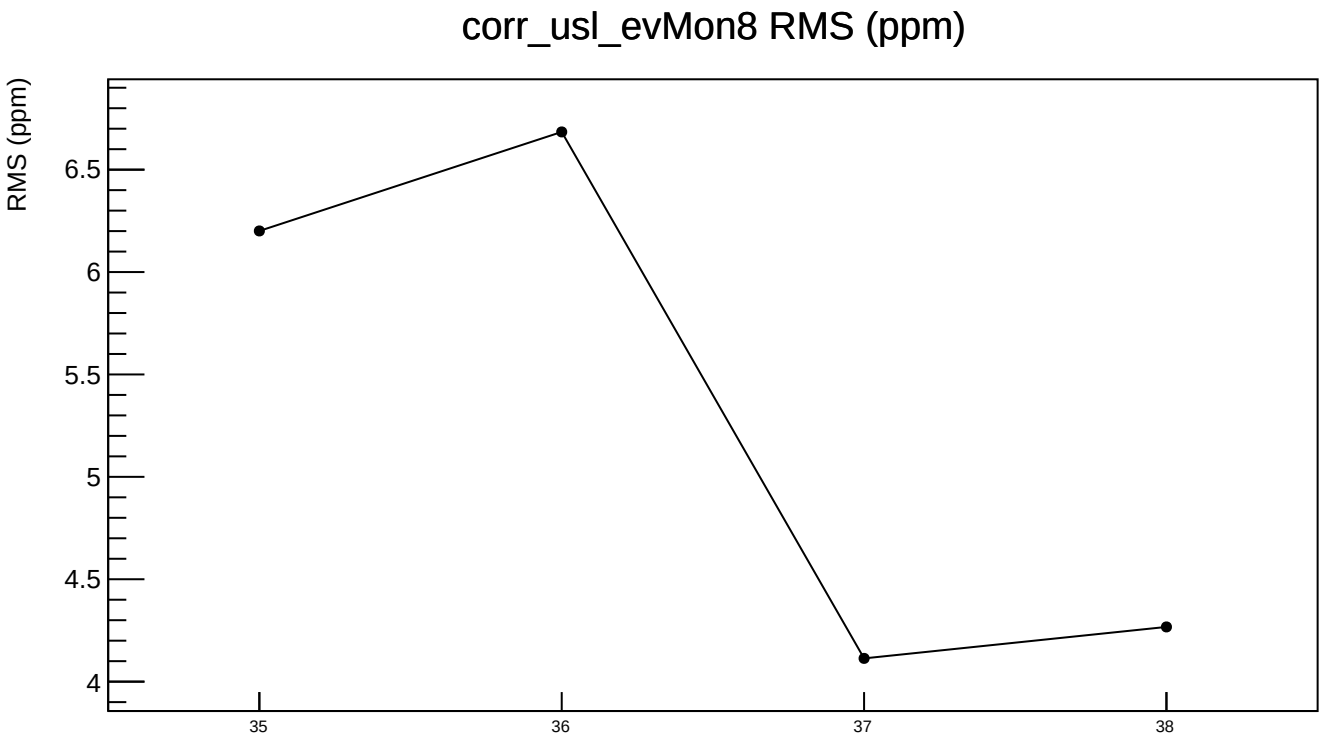
corr_usl_evMon8 RMS (ppm)
RMS (ppm)
6.5
6
5.5
5
4.5
4
35
36
37
38

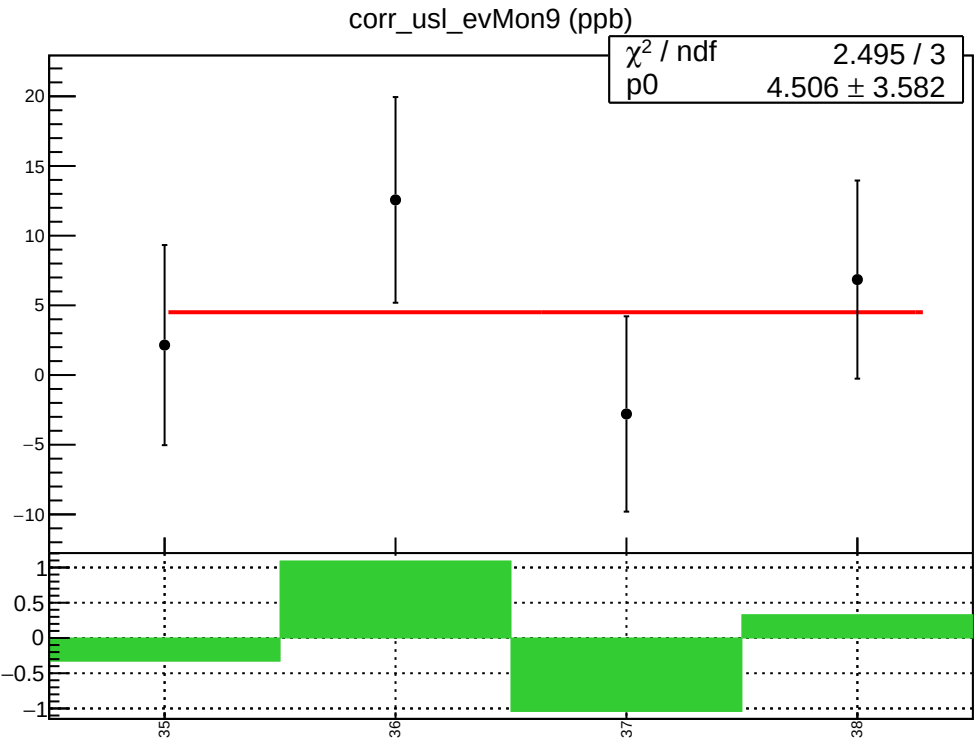
corr_usl_evMon9 (ppb)
χ² / ndf 2.495 / 3
p0 4.506 ± 3.582
20
15
10
5
0
−5
−10
1
0.5
0
−0.5
−1
35
36
37
38

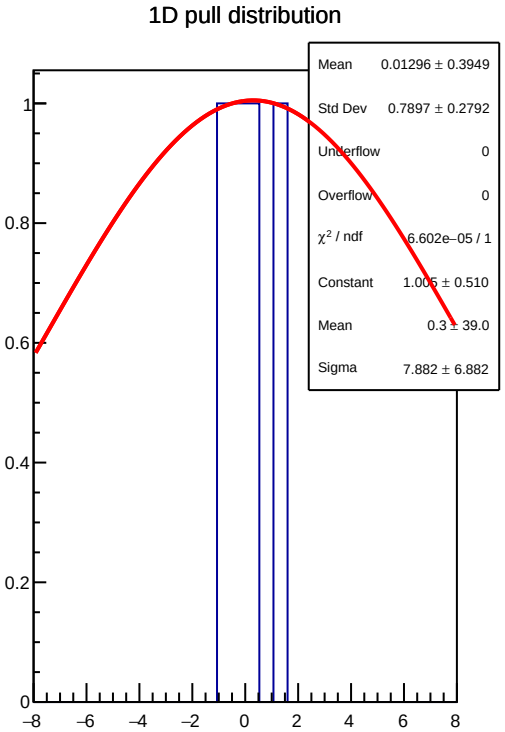
1D pull distribution
Mean 0.01296 ± 0.3949
Std Dev 0.7897 ± 0.2792
Underflow 0
Overflow 0
χ² / ndf 6.602e−05 / 1
Constant 1.005 ± 0.510
Mean 0.3 ± 39.0
Sigma 7.882 ± 6.882
1
0.8
0.6
0.4
0.2
0
−8
−6
−4
−2
0
2
4
6
8

corr_usl_evMon9 RMS (ppm)

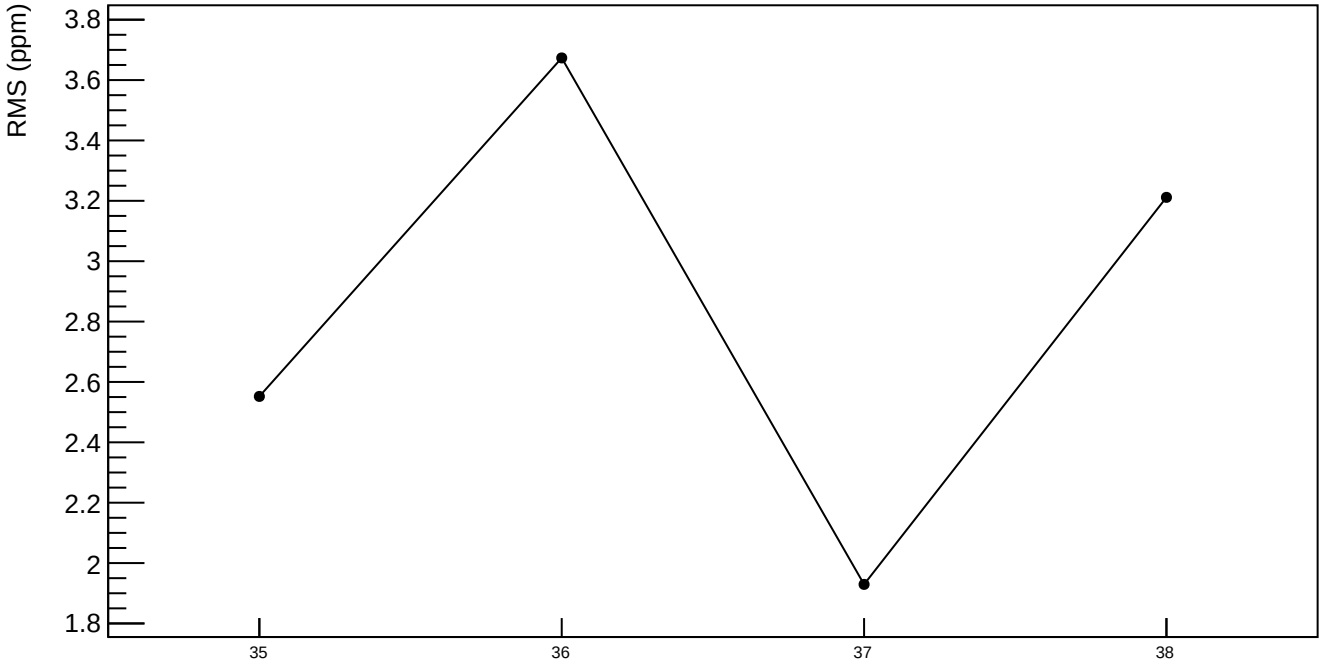

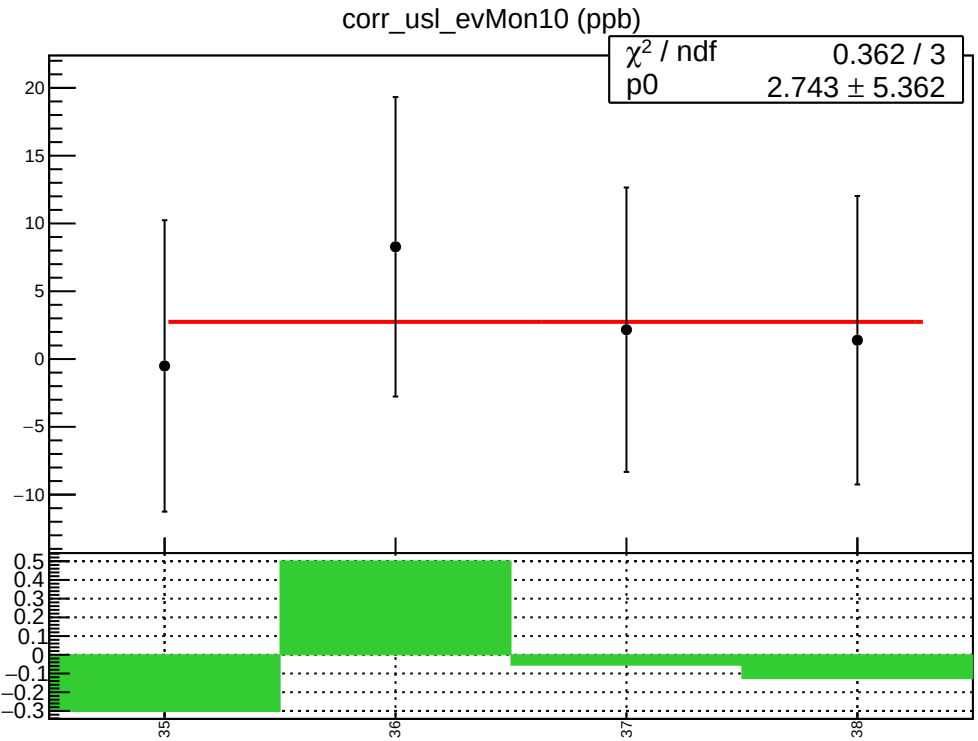
corr_usl_evMon10 (ppb)
χ² / ndf 0.362 / 3
p0 2.743 ± 5.362
20
15
10
5
0
−5
−10
0.5
0.4
0.3
0.2
0.1
0
−0.1
−0.2
−0.3
35
36
37
38

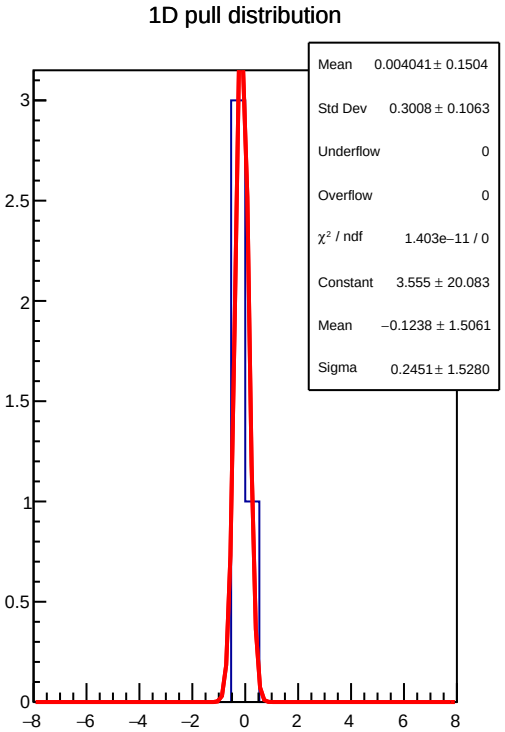
1D pull distribution
Mean 0.004041 ± 0.1504
Std Dev 0.3008 ± 0.1063
Underflow 0
Overflow 0
χ² / ndf 1.403e−11 / 0
Constant 3.555 ± 20.083
Mean −0.1238 ± 1.5061
Sigma 0.2451 ± 1.5280
3
2.5
2
1.5
1
0.5
0
−8
−6
−4
−2
0
2
4
6
8

corr_usl_evMon10 RMS (ppm)

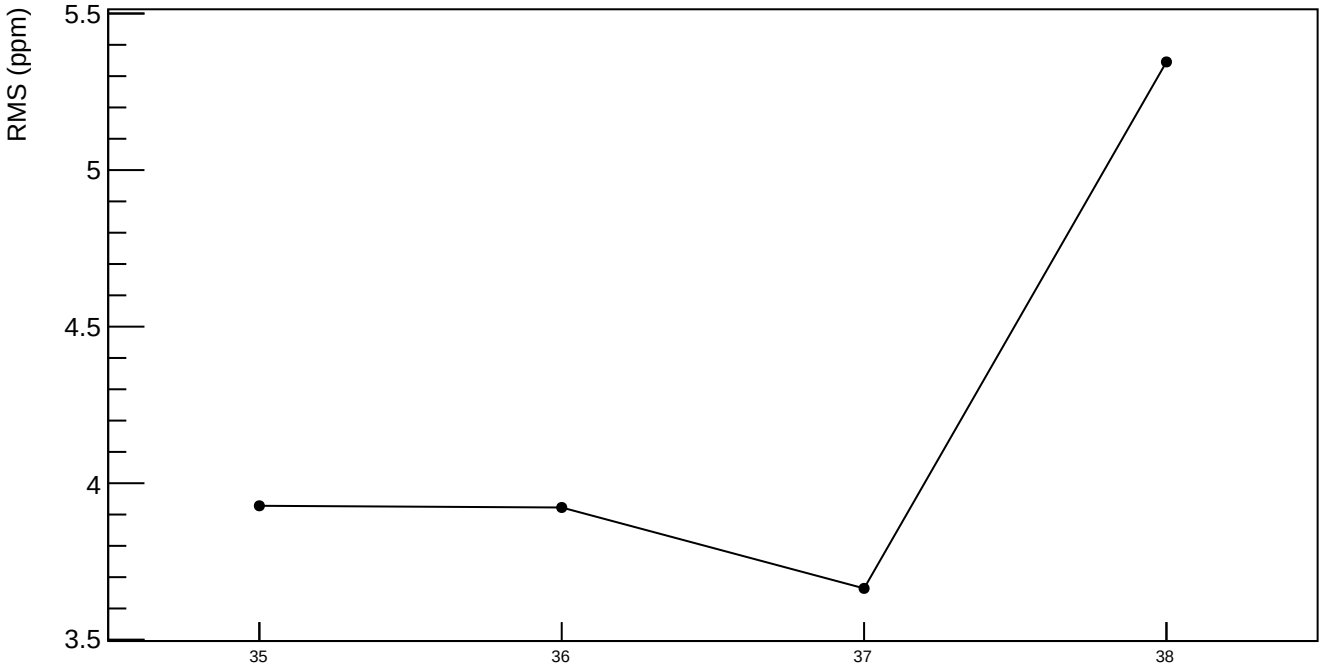

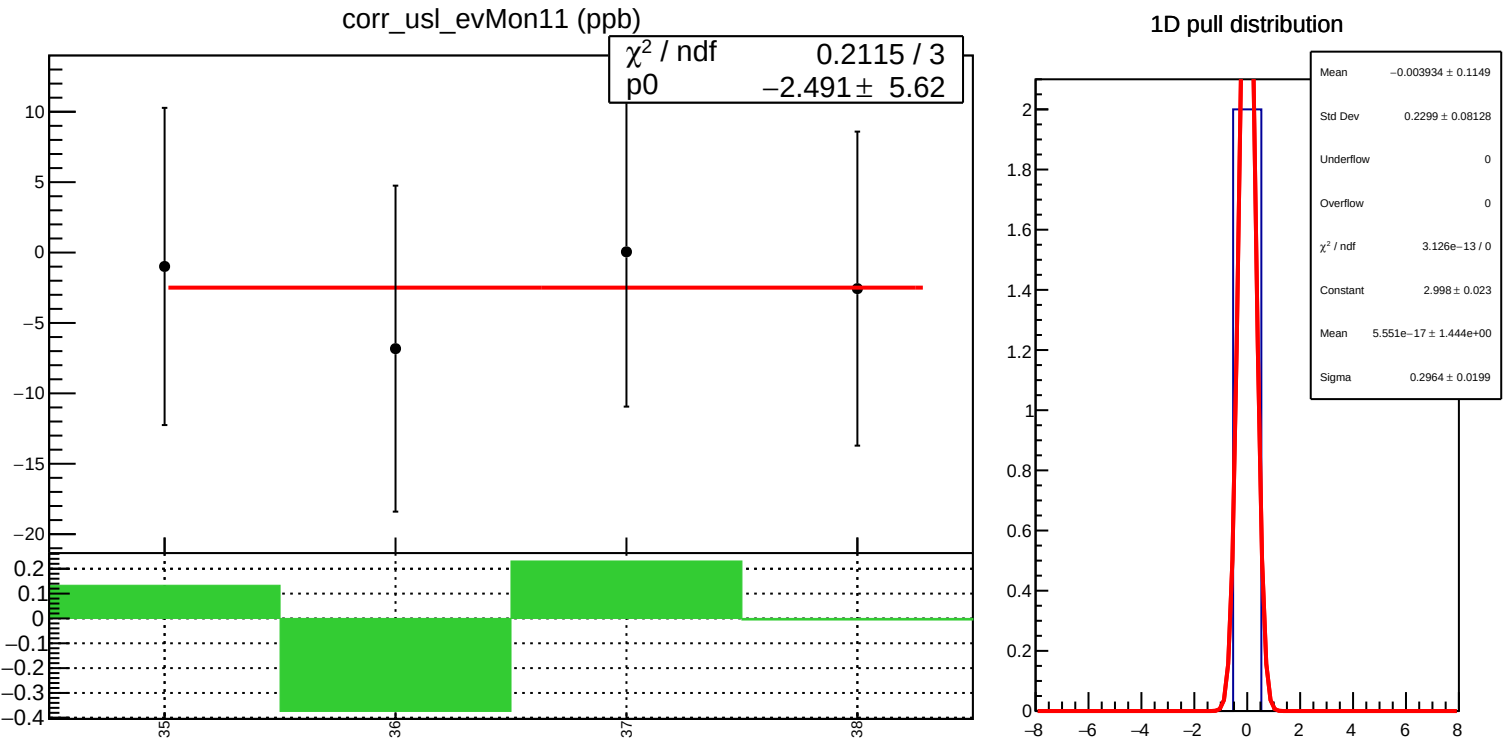
corr_usl_evMon11 (ppb)
χ² / ndf 0.2115 / 3
p0 −2.491 ± 5.62
1D pull distribution
Mean −0.003934 ± 0.1149
Std Dev 0.2299 ± 0.08128
Underflow 0
Overflow 0
χ² / ndf 3.126e−13 / 0
Constant 2.998 ± 0.023
Mean 5.551e−17 ± 1.444e+00
Sigma 0.2964 ± 0.0199

corr_usl_evMon11 RMS (ppm)

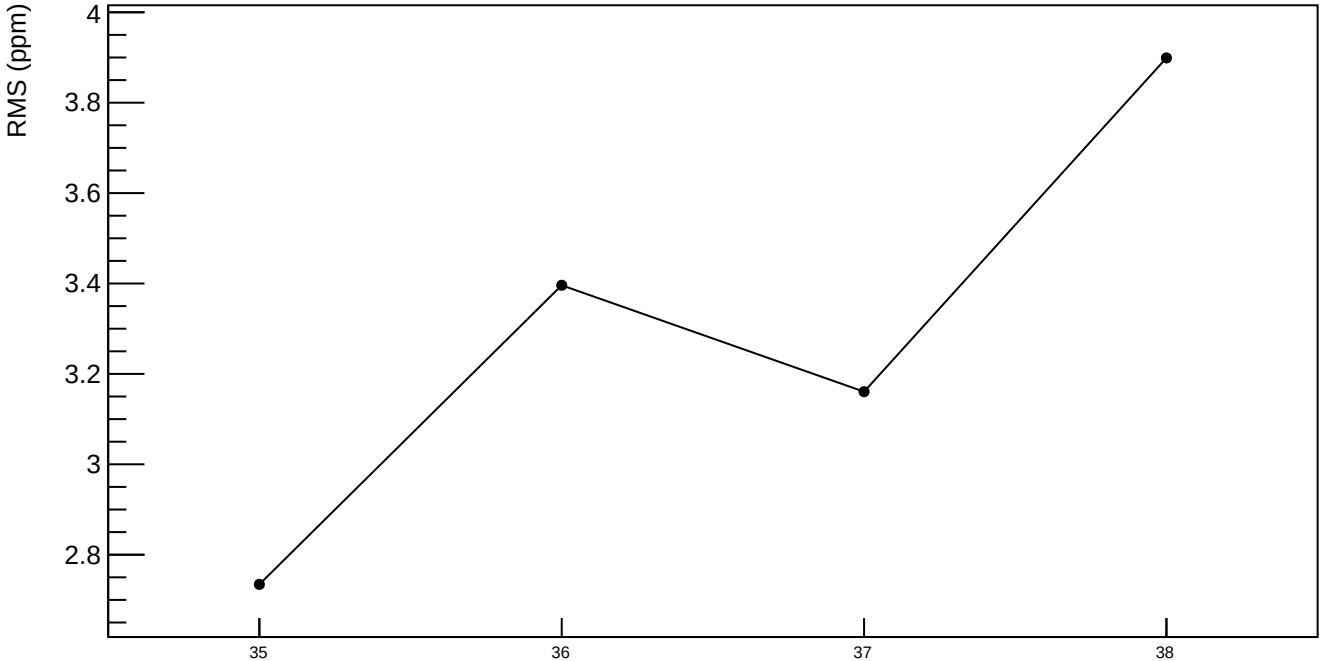

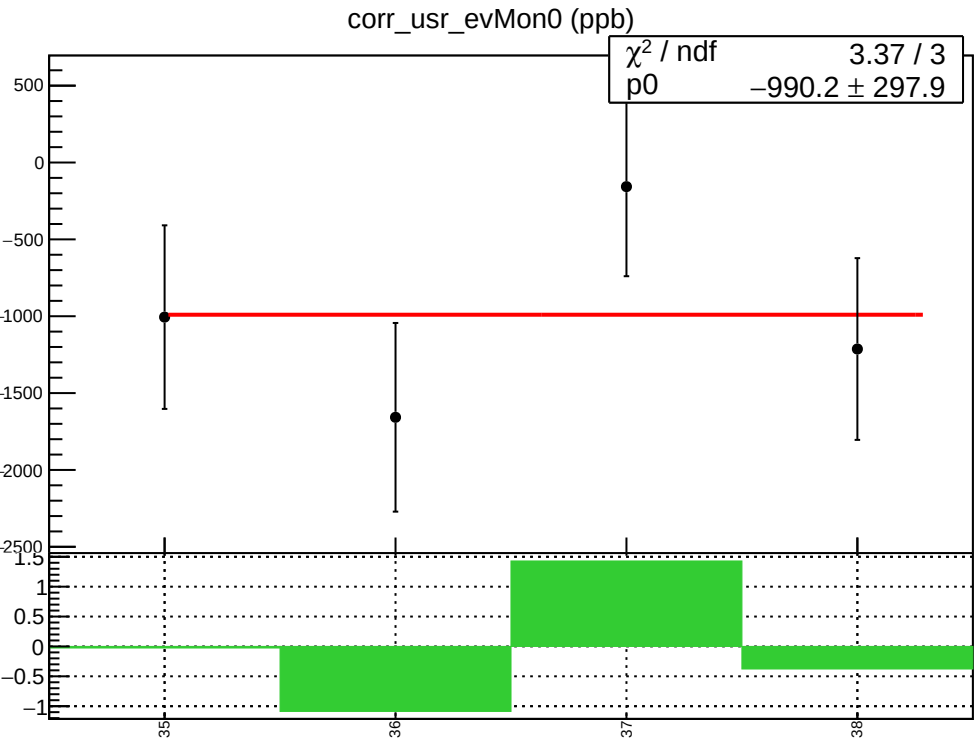
corr_usr_evMon0 (ppb)
χ² / ndf 3.37 / 3
p0 −990.2 ± 297.9
500
0
−500
−1000
−1500
−2000
−2500
1.5
1
0.5
0
−0.5
−1
35
36
37
38

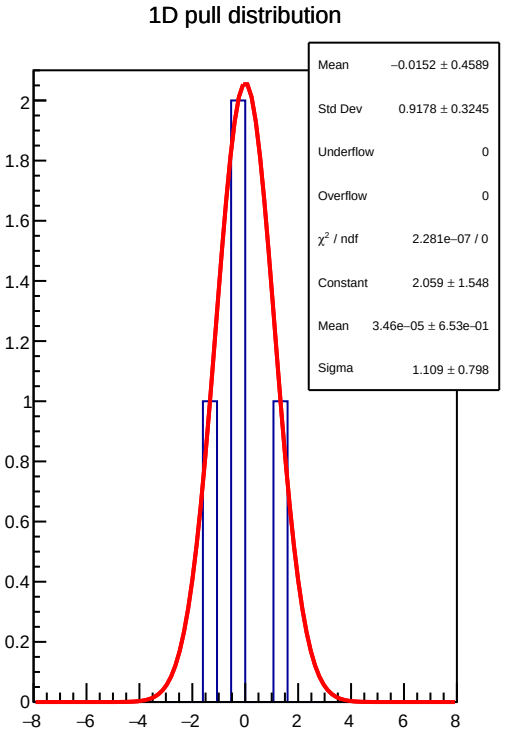
1D pull distribution
Mean −0.0152 ± 0.4589
Std Dev 0.9178 ± 0.3245
Underflow 0
Overflow 0
χ² / ndf 2.281e−07 / 0
Constant 2.059 ± 1.548
Mean 3.46e−05 ± 6.53e−01
Sigma 1.109 ± 0.798
2
1.8
1.6
1.4
1.2
1
0.8
0.6
0.4
0.2
0
−8
−6
−4
−2
0
2
4
6
8

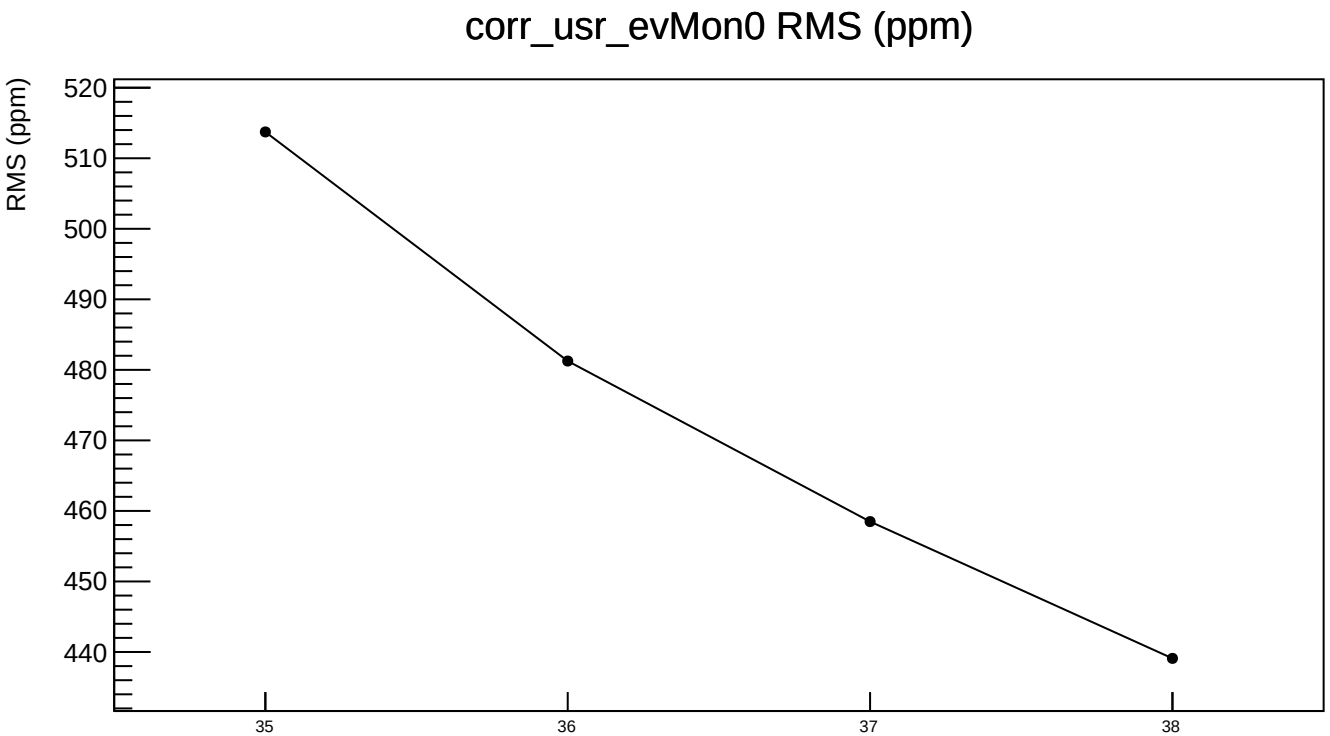
corr_usr_evMon0 RMS (ppm)
RMS (ppm)
520
510
500
490
480
470
460
450
440
35
36
37
38

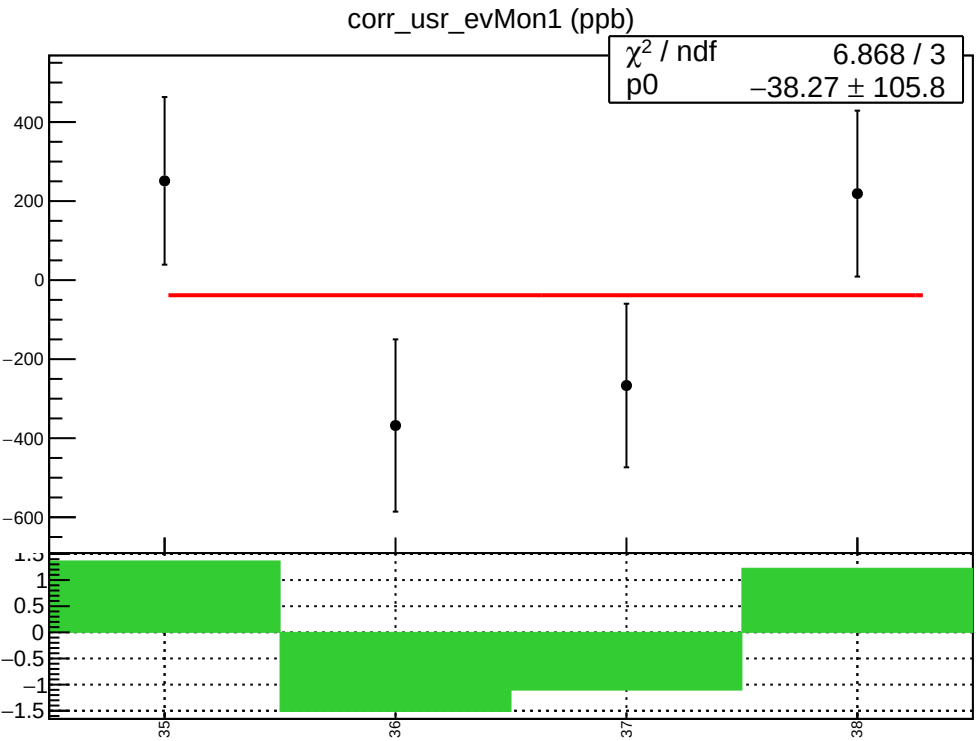
corr_usr_evMon1 (ppb)
χ² / ndf 6.868 / 3
p0 −38.27 ± 105.8
400
200
0
−200
−400
−600
1.5
1
0.5
0
−0.5
−1
−1.5
35
36
37
38

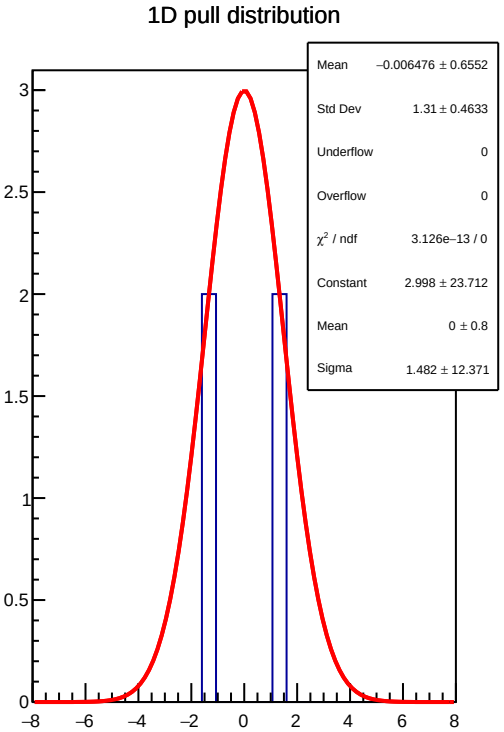
1D pull distribution
Mean −0.006476 ± 0.6552
Std Dev 1.31 ± 0.4633
Underflow 0
Overflow 0
χ² / ndf 3.126e−13 / 0
Constant 2.998 ± 23.712
Mean 0 ± 0.8
Sigma 1.482 ± 12.371
3
2.5
2
1.5
1
0.5
0
−8
−6
−4
−2
0
2
4
6
8

corr_usr_evMon1 RMS (ppm)

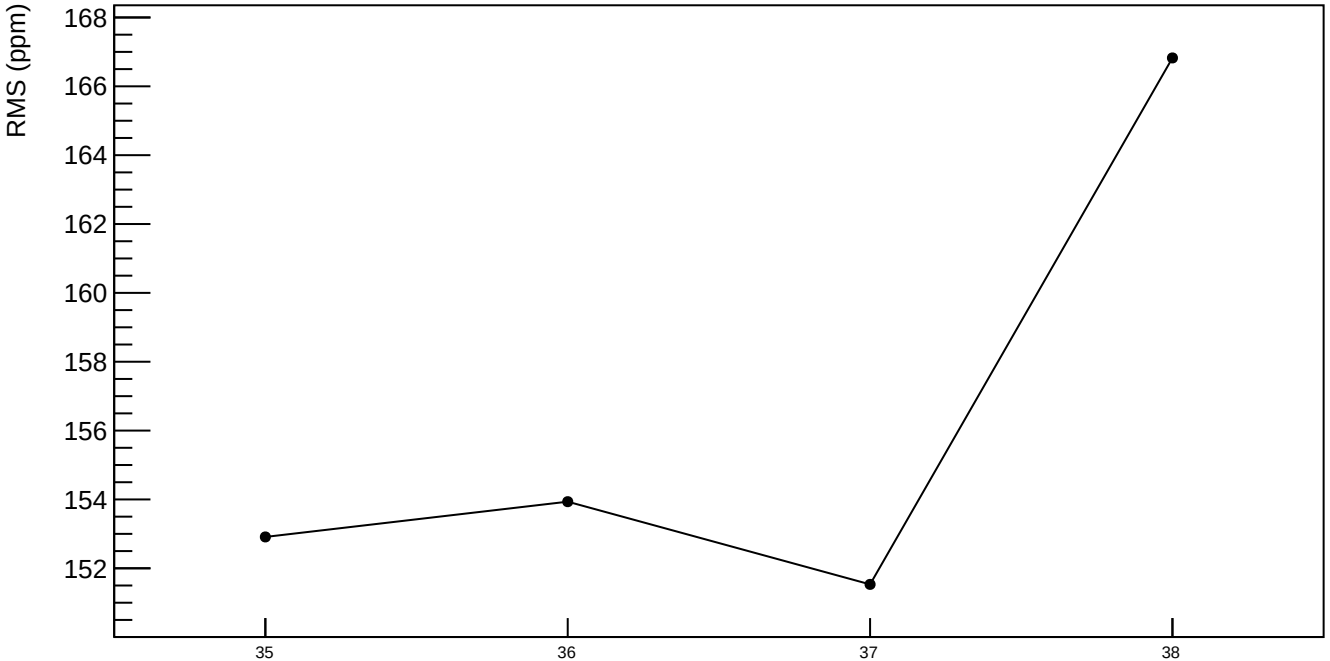

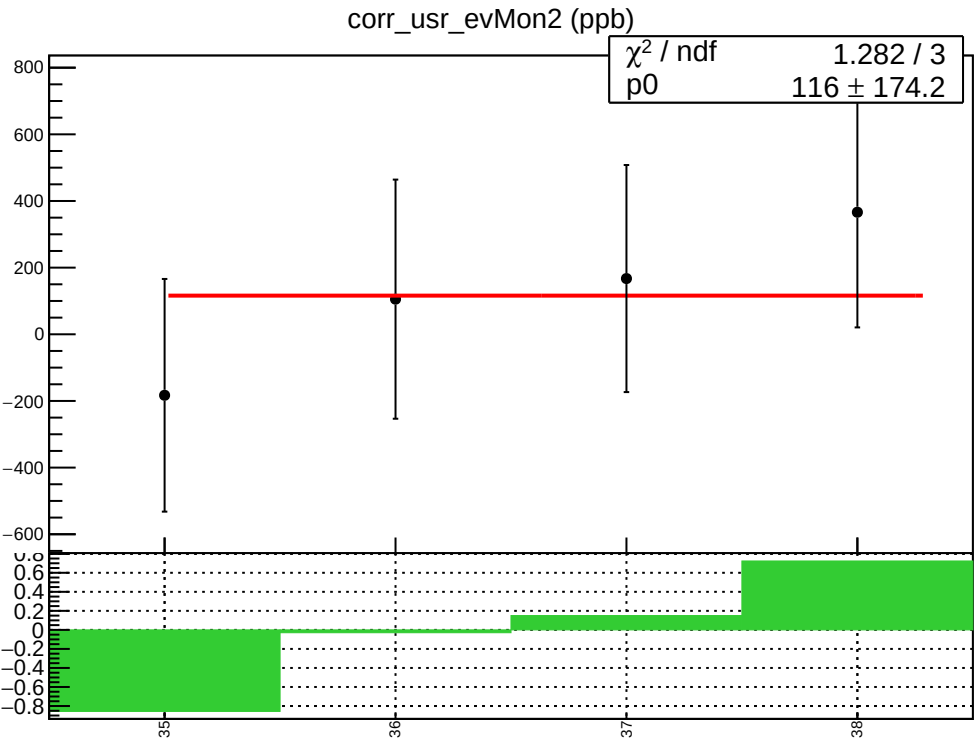
corr_usr_evMon2 (ppb)
χ² / ndf 1.282 / 3
p0 116 ± 174.2
800
600
400
200
0
−200
−400
−600
0.8
0.6
0.4
0.2
0
−0.2
−0.4
−0.6
−0.8
35
36
37
38

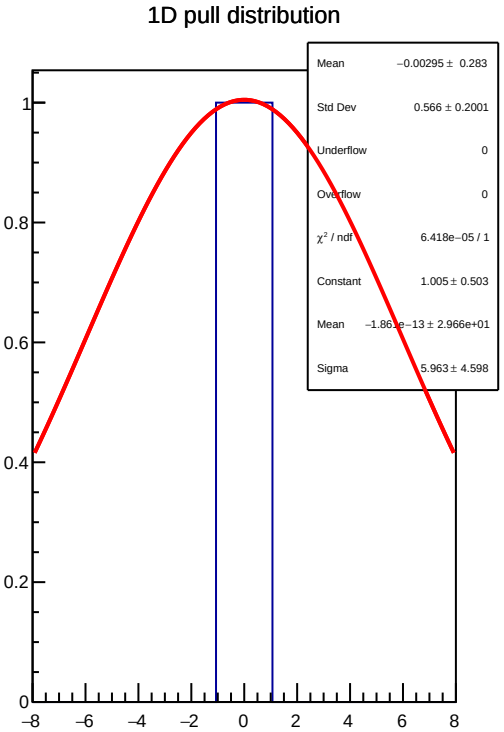
1D pull distribution
Mean −0.00295 ± 0.283
Std Dev 0.566 ± 0.2001
Underflow 0
Overflow 0
χ² / ndf 6.418e−05 / 1
Constant 1.005 ± 0.503
Mean −1.861e−13 ± 2.966e+01
Sigma 5.963 ± 4.598
1
0.8
0.6
0.4
0.2
0
−8
−6
−4
−2
0
2
4
6
8

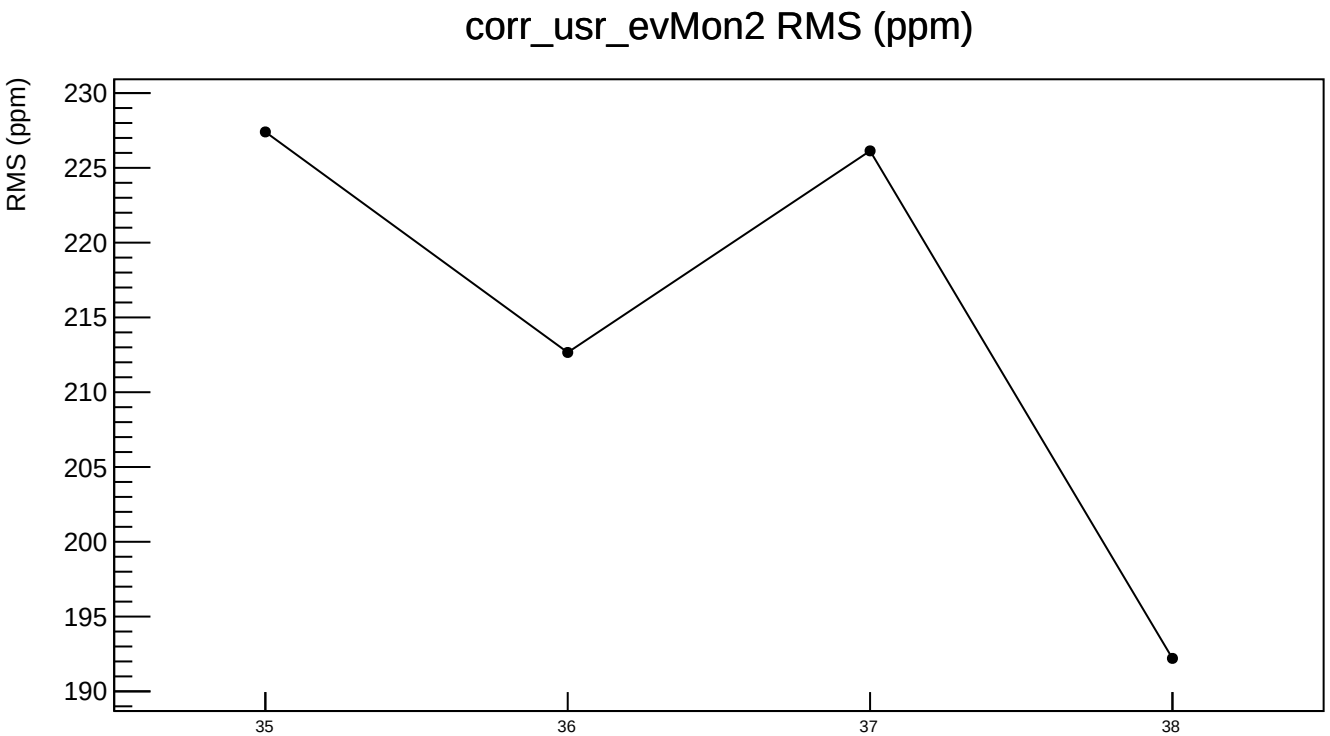
corr_usr_evMon2 RMS (ppm)
RMS (ppm)
230
225
220
215
210
205
200
195
190
35
36
37
38

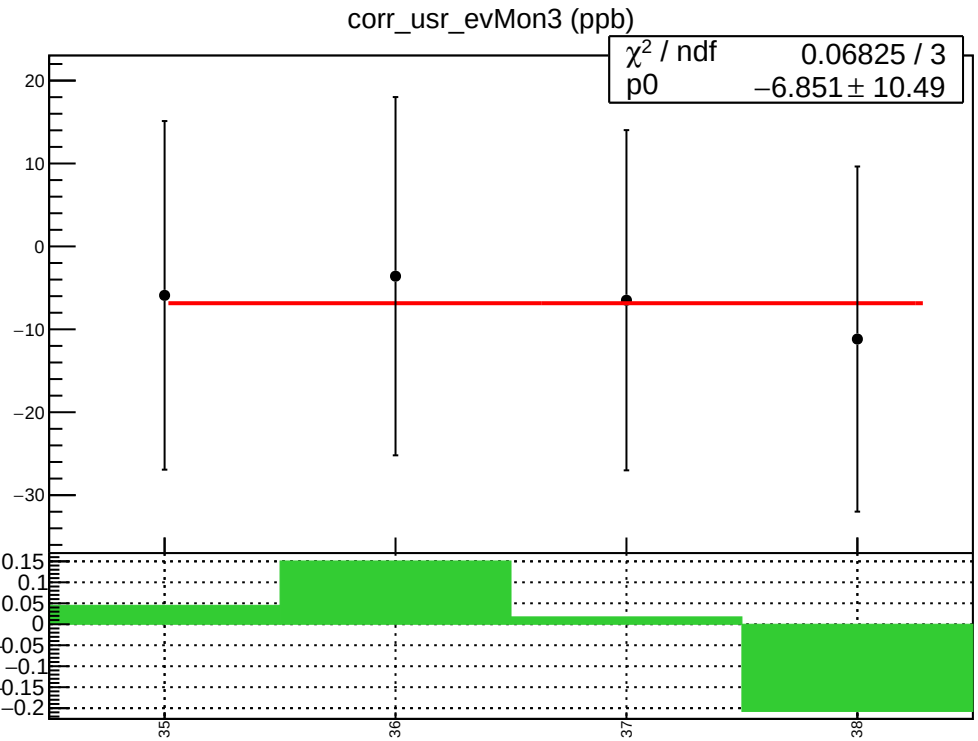
corr_usr_evMon3 (ppb)
χ² / ndf 0.06825 / 3
p0 −6.851 ± 10.49
20
10
0
−10
−20
−30
0.15
0.1
0.05
0
−0.05
−0.1
−0.15
−0.2
35
36
37
38

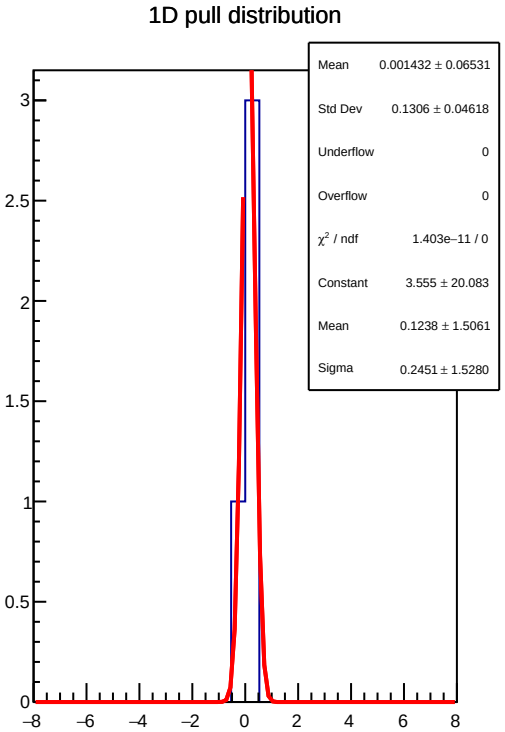
1D pull distribution
Mean 0.001432 ± 0.06531
Std Dev 0.1306 ± 0.04618
Underflow 0
Overflow 0
χ² / ndf 1.403e−11 / 0
Constant 3.555 ± 20.083
Mean 0.1238 ± 1.5061
Sigma 0.2451 ± 1.5280
3
2.5
2
1.5
1
0.5
0
−8
−6
−4
−2
0
2
4
6
8

corr_usr_evMon3 RMS (ppm)

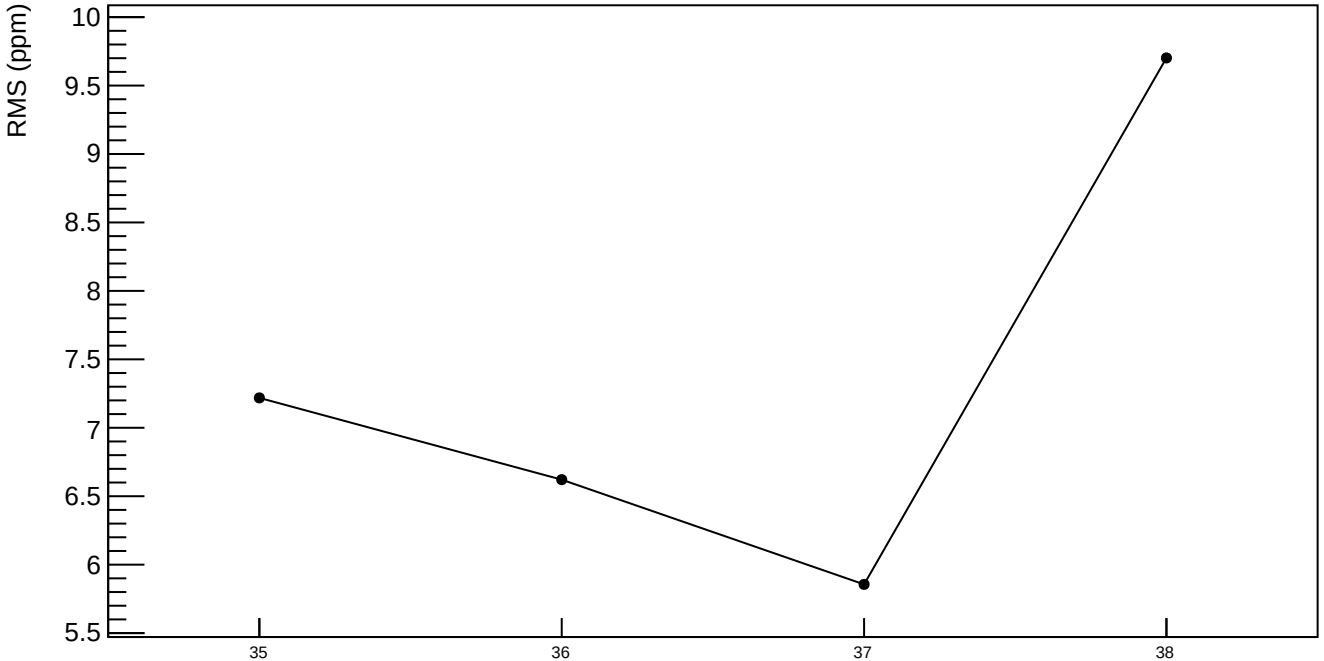

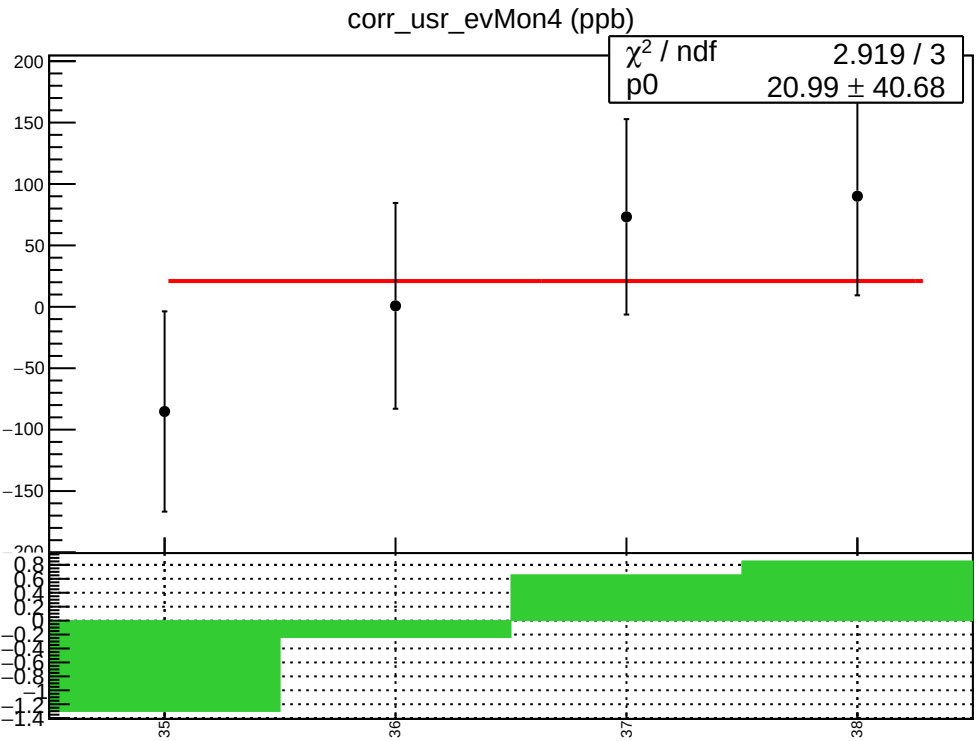
corr_usr_evMon4 (ppb)
χ² / ndf 2.919 / 3
p0 20.99 ± 40.68
200
150
100
50
0
−50
−100
−150
−200
0.8
0.6
0.4
0.2
0
−0.2
−0.4
−0.6
−0.8
−1
−1.2
−1.4
35
36
37
38

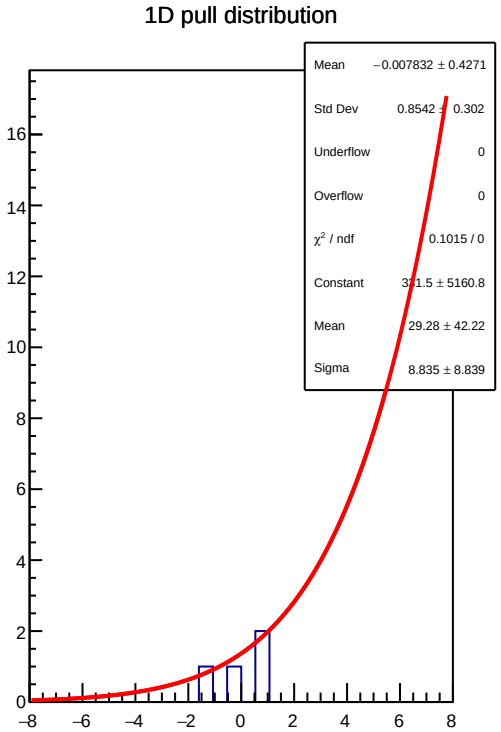
1D pull distribution
Mean −0.007832 ± 0.4271
Std Dev 0.8542 ± 0.302
Underflow 0
Overflow 0
χ² / ndf 0.1015 / 0
Constant 331.5 ± 5160.8
Mean 29.28 ± 42.22
Sigma 8.835 ± 8.839
16
14
12
10
8
6
4
2
0
−8
−6
−4
−2
0
2
4
6
8

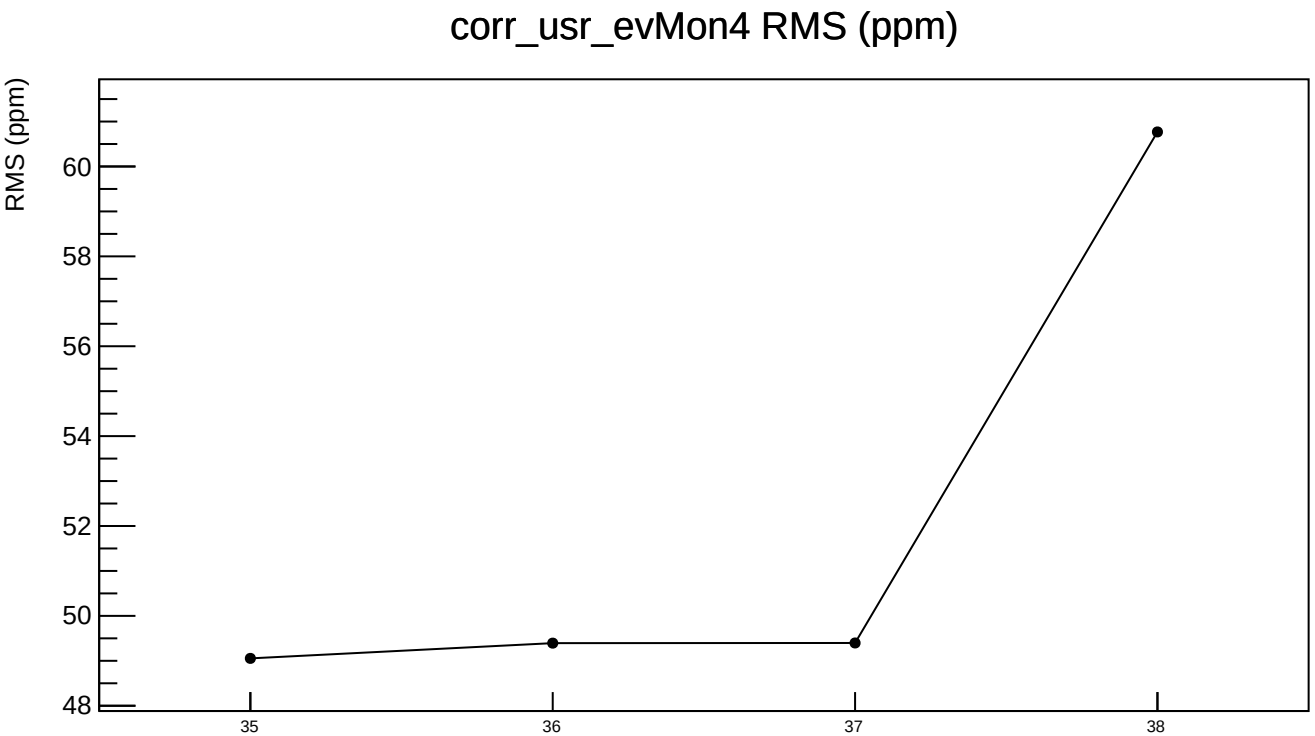
corr_usr_evMon4 RMS (ppm)
RMS (ppm)
60
58
56
54
52
50
48
35
36
37
38

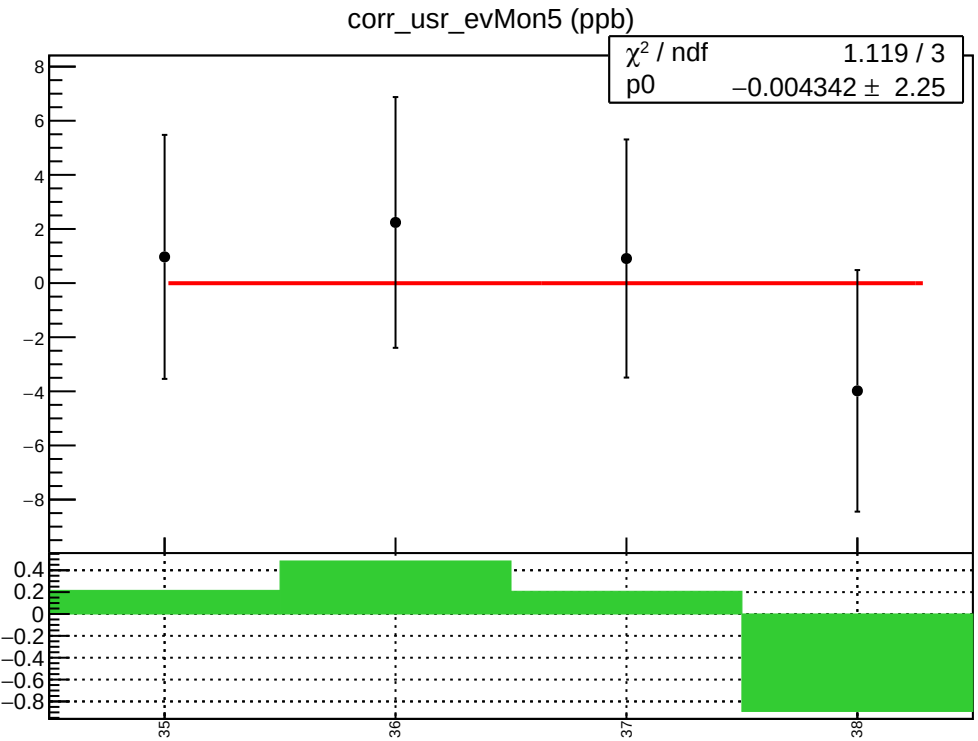
corr_usr_evMon5 (ppb)
χ² / ndf 1.119 / 3
p0 −0.004342 ± 2.25
8
6
4
2
0
−2
−4
−6
−8
0.4
0.2
0
−0.2
−0.4
−0.6
−0.8
35
36
37
38

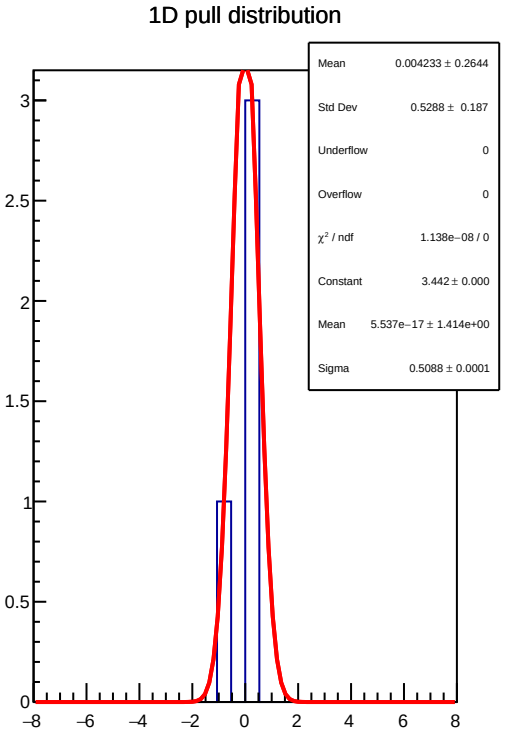
1D pull distribution
Mean 0.004233 ± 0.2644
Std Dev 0.5288 ± 0.187
Underflow 0
Overflow 0
χ² / ndf 1.138e−08 / 0
Constant 3.442 ± 0.000
Mean 5.537e−17 ± 1.414e+00
Sigma 0.5088 ± 0.0001
3
2.5
2
1.5
1
0.5
0
−8
−6
−4
−2
0
2
4
6
8

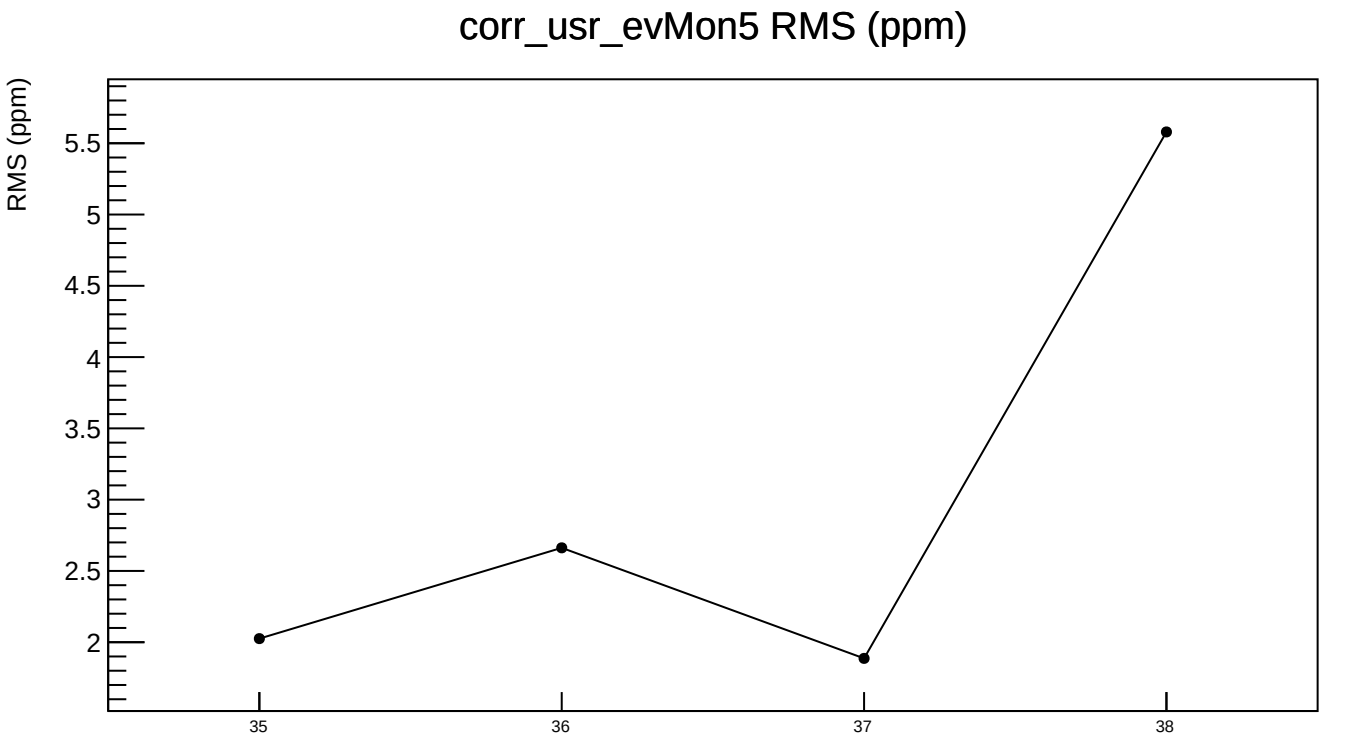
corr_usr_evMon5 RMS (ppm)
RMS (ppm)
5.5
5
4.5
4
3.5
3
2.5
2
35
36
37
38

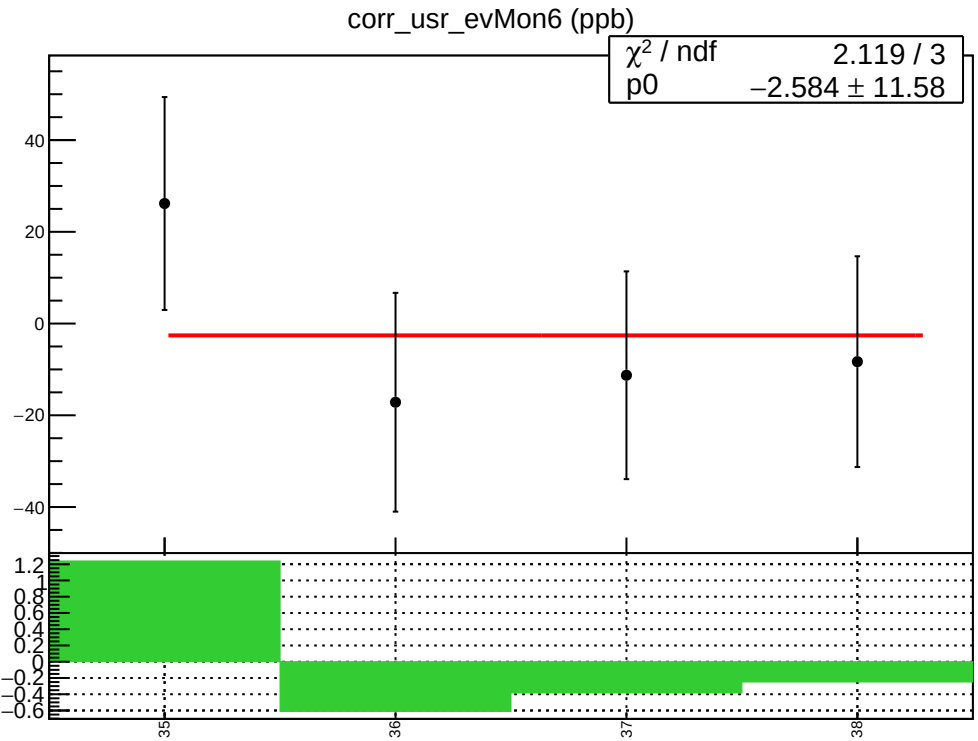
corr_usr_evMon6 (ppb)
χ² / ndf 2.119 / 3
p0 −2.584 ± 11.58
40
20
0
−20
−40
1.2
1
0.8
0.6
0.4
0.2
0
−0.2
−0.4
−0.6
35
36
37
38

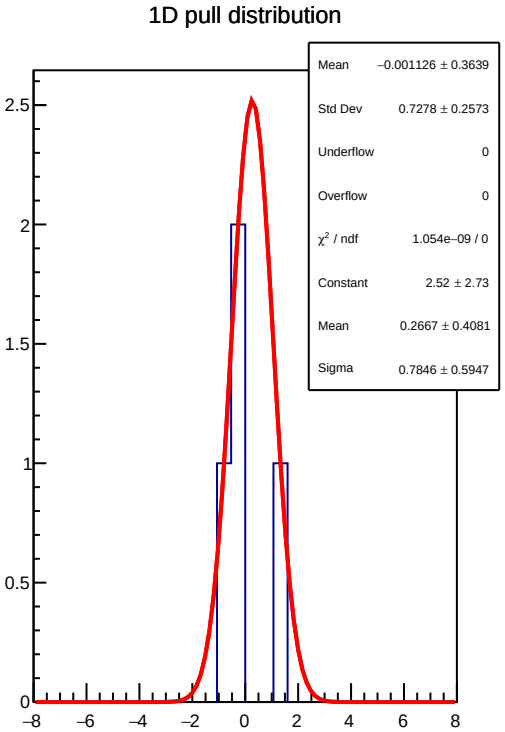
1D pull distribution
Mean −0.001126 ± 0.3639
Std Dev 0.7278 ± 0.2573
Underflow 0
Overflow 0
χ² / ndf 1.054e−09 / 0
Constant 2.52 ± 2.73
Mean 0.2667 ± 0.4081
Sigma 0.7846 ± 0.5947
2.5
2
1.5
1
0.5
0
−8
−6
−4
−2
0
2
4
6
8

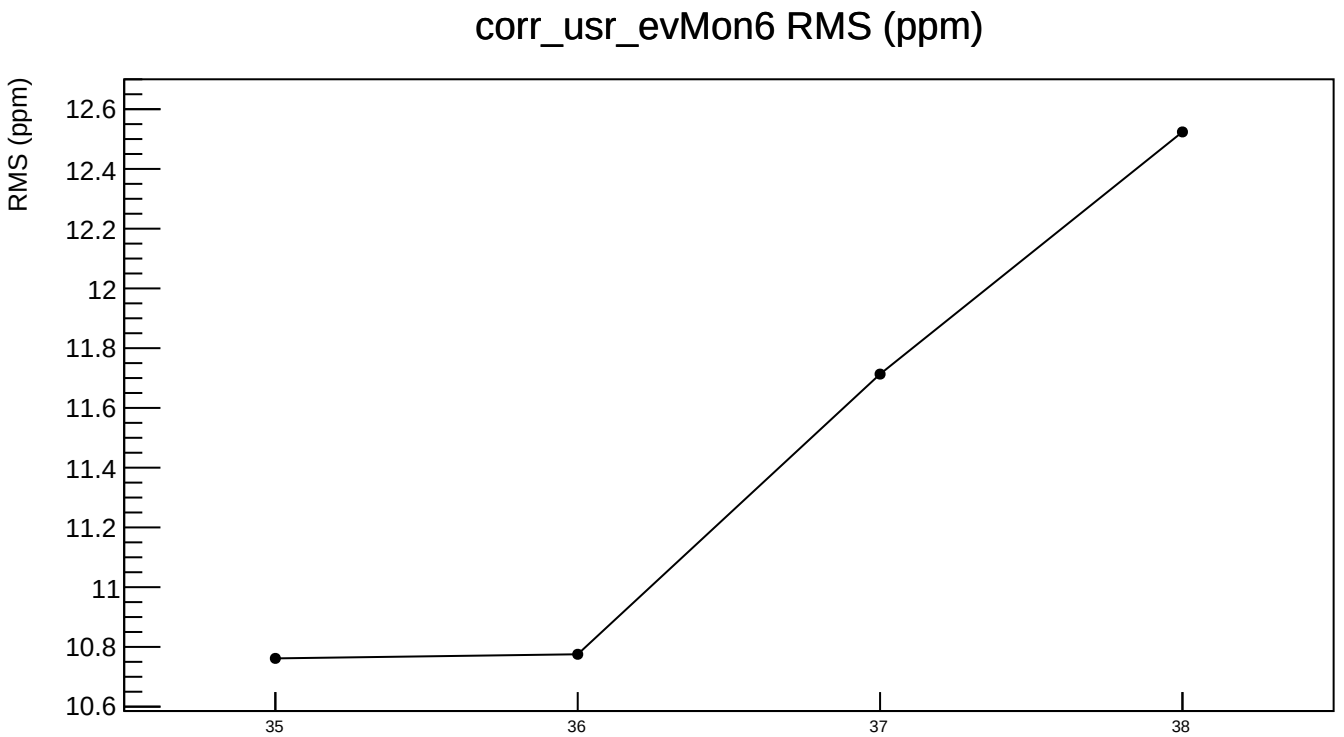
corr_usr_evMon6 RMS (ppm)
RMS (ppm)
12.6
12.4
12.2
12
11.8
11.6
11.4
11.2
11
10.8
10.6
35
36
37
38

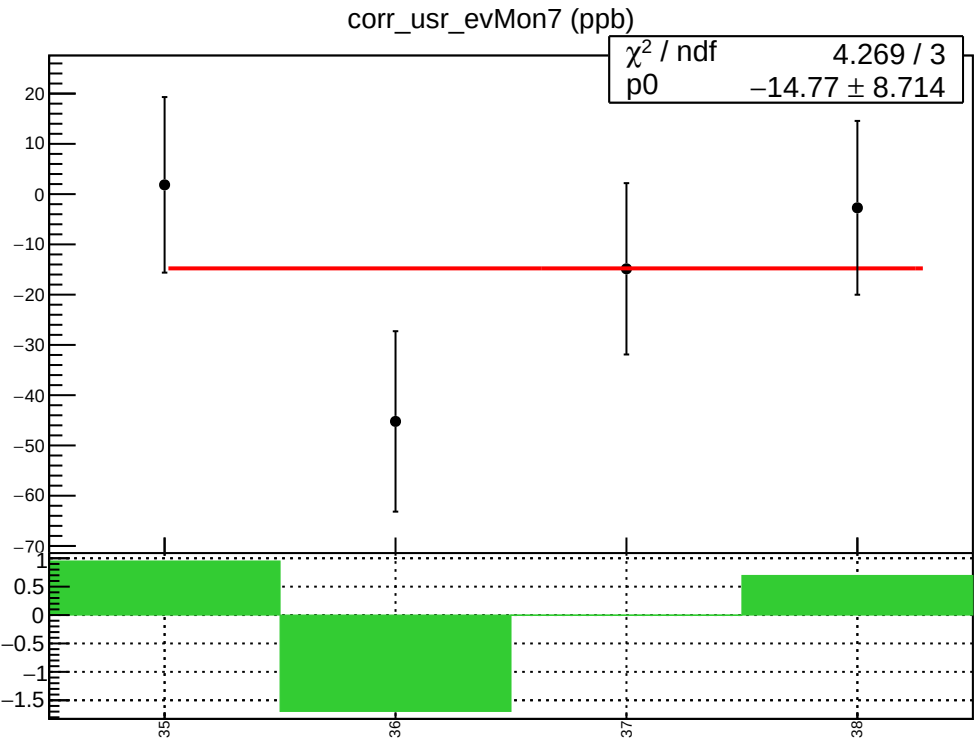
corr_usr_evMon7 (ppb)
χ² / ndf 4.269 / 3
p0 −14.77 ± 8.714
20
10
0
−10
−20
−30
−40
−50
−60
−70
1
0.5
0
−0.5
−1
−1.5
35
36
37
38

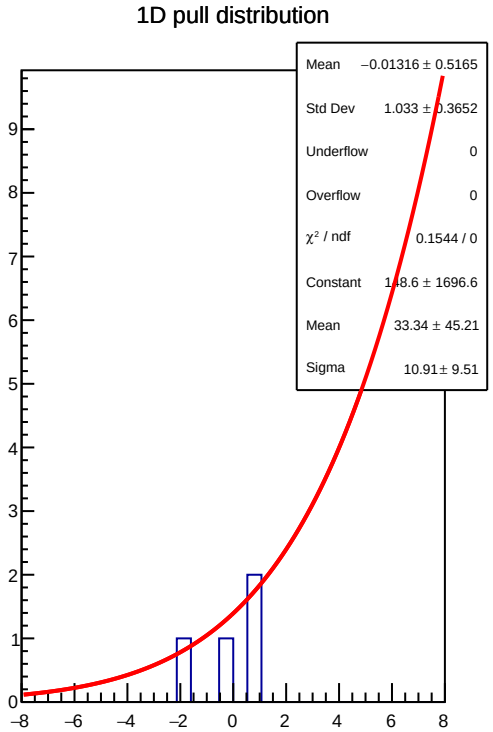
1D pull distribution
Mean −0.01316 ± 0.5165
Std Dev 1.033 ± 0.3652
Underflow 0
Overflow 0
χ² / ndf 0.1544 / 0
Constant 148.6 ± 1696.6
Mean 33.34 ± 45.21
Sigma 10.91± 9.51
9
8
7
6
5
4
3
2
1
0
−8
−6
−4
−2
0
2
4
6
8

corr_usr_evMon7 RMS (ppm)

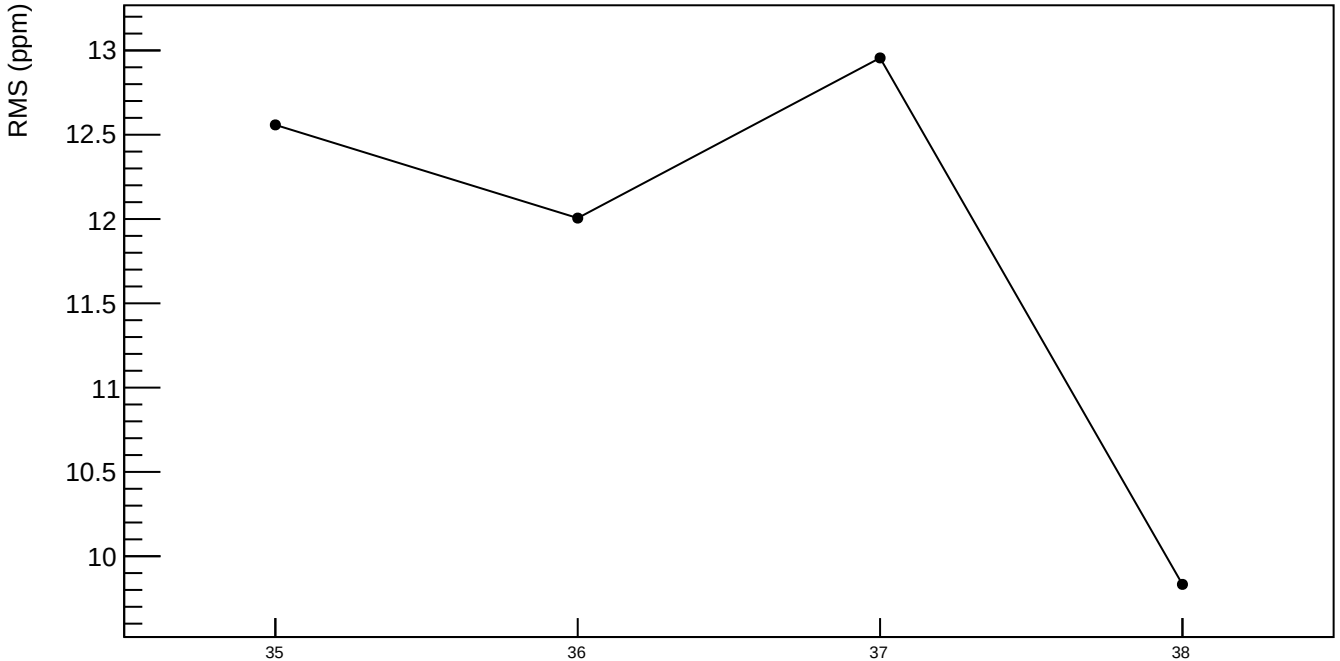

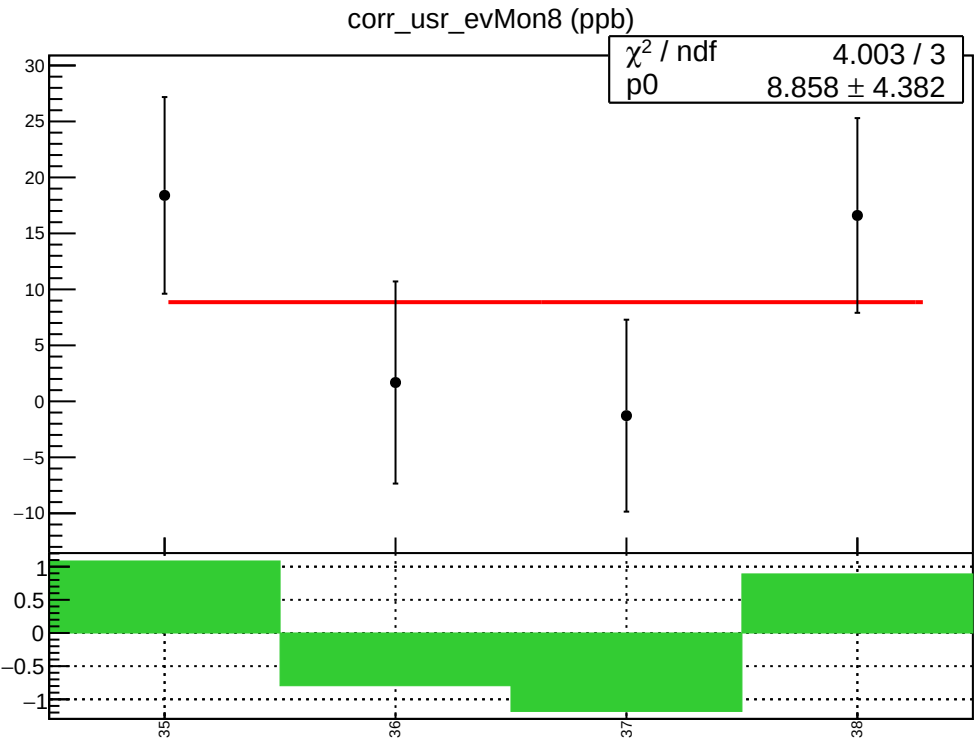
corr_usr_evMon8 (ppb)
χ² / ndf 4.003 / 3
p0 8.858 ± 4.382
30
25
20
15
10
5
0
−5
−10
1
0.5
0
−0.5
−1
35
36
37
38

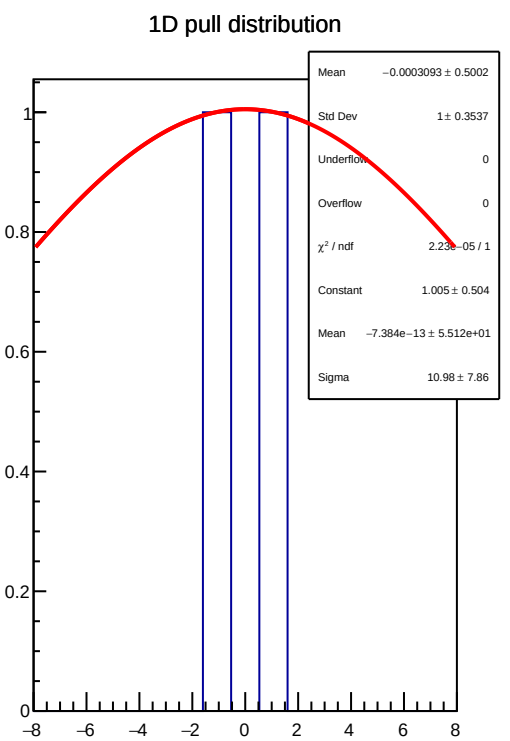
1D pull distribution
Mean −0.0003093 ± 0.5002
Std Dev 1 ± 0.3537
Underflow 0
Overflow 0
χ² / ndf 2.23e−05 / 1
Constant 1.005 ± 0.504
Mean −7.384e−13 ± 5.512e+01
Sigma 10.98 ± 7.86
1
0.8
0.6
0.4
0.2
0
−8
−6
−4
−2
0
2
4
6
8

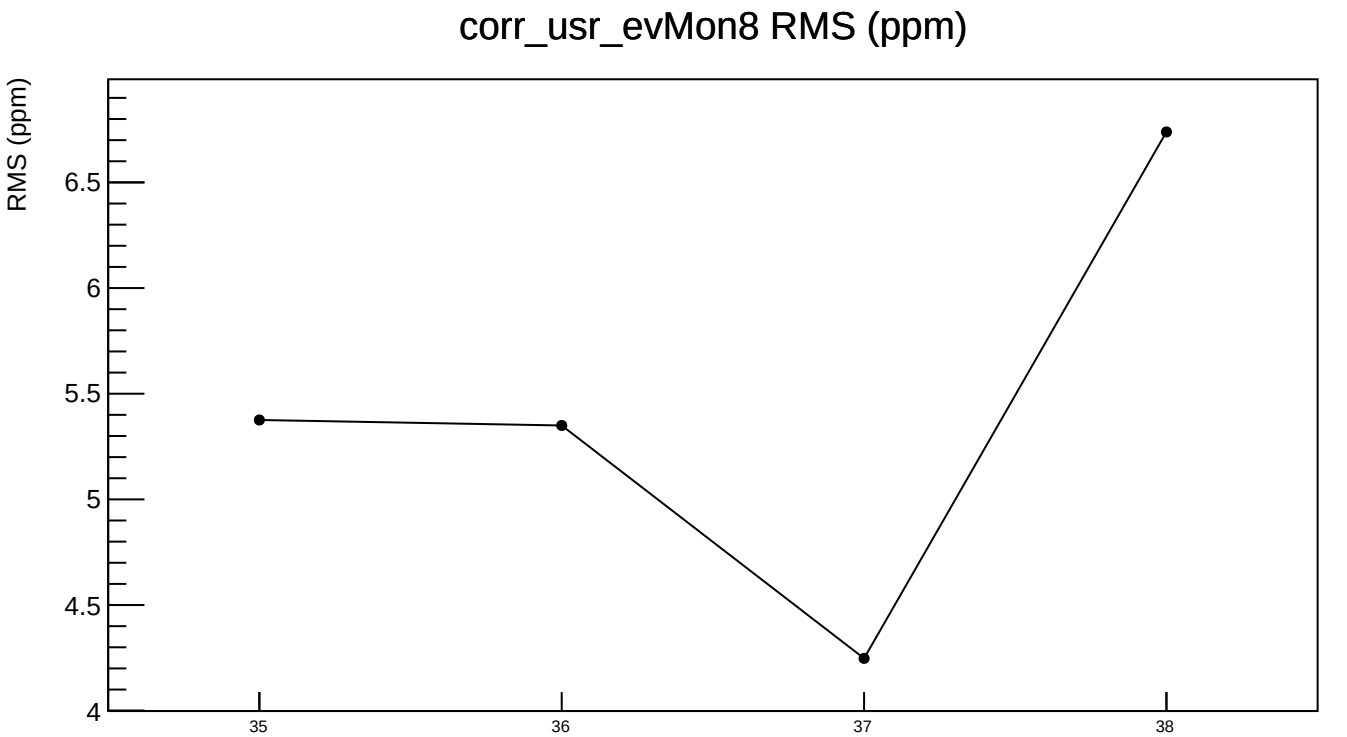
corr_usr_evMon8 RMS (ppm)
RMS (ppm)
6.5
6
5.5
5
4.5
4
35
36
37
38

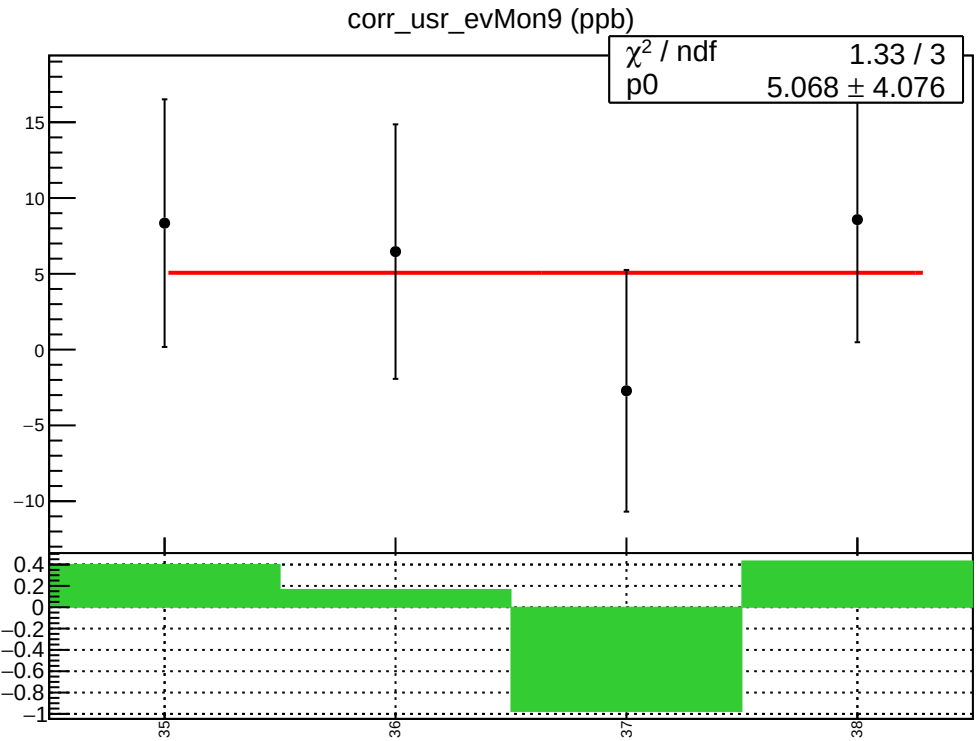
corr_usr_evMon9 (ppb)
χ² / ndf 1.33 / 3
p0 5.068 ± 4.076
15
10
5
0
−5
−10
0.4
0.2
0
−0.2
−0.4
−0.6
−0.8
−1
35
36
37
38

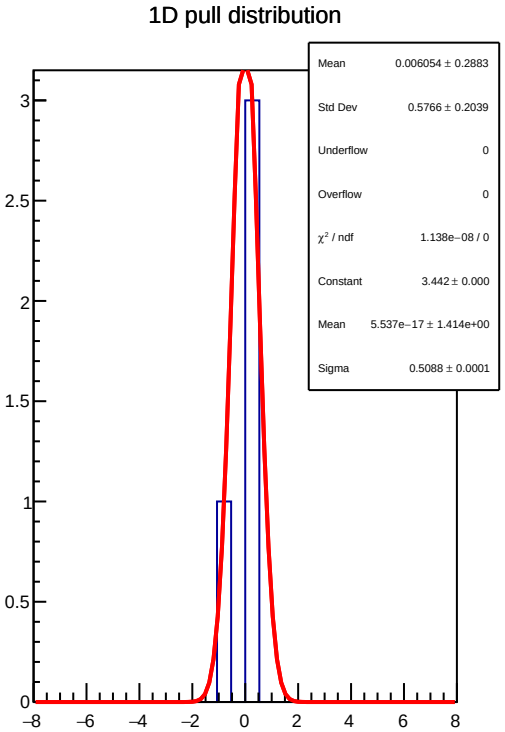
1D pull distribution
Mean 0.006054 ± 0.2883
Std Dev 0.5766 ± 0.2039
Underflow 0
Overflow 0
χ² / ndf 1.138e−08 / 0
Constant 3.442 ± 0.000
Mean 5.537e−17 ± 1.414e+00
Sigma 0.5088 ± 0.0001
3
2.5
2
1.5
1
0.5
0
−8
−6
−4
−2
0
2
4
6
8

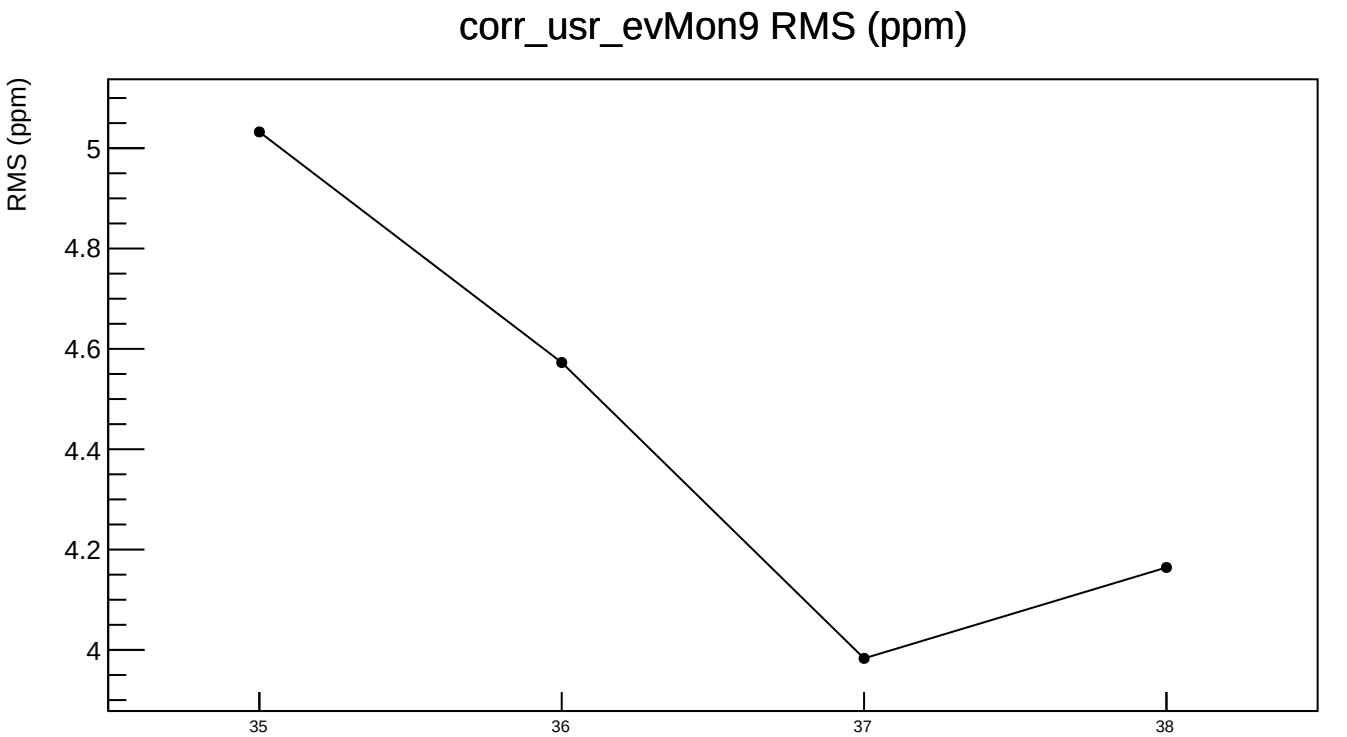
corr_usr_evMon9 RMS (ppm)
RMS (ppm)
5
4.8
4.6
4.4
4.2
4
35
36
37
38

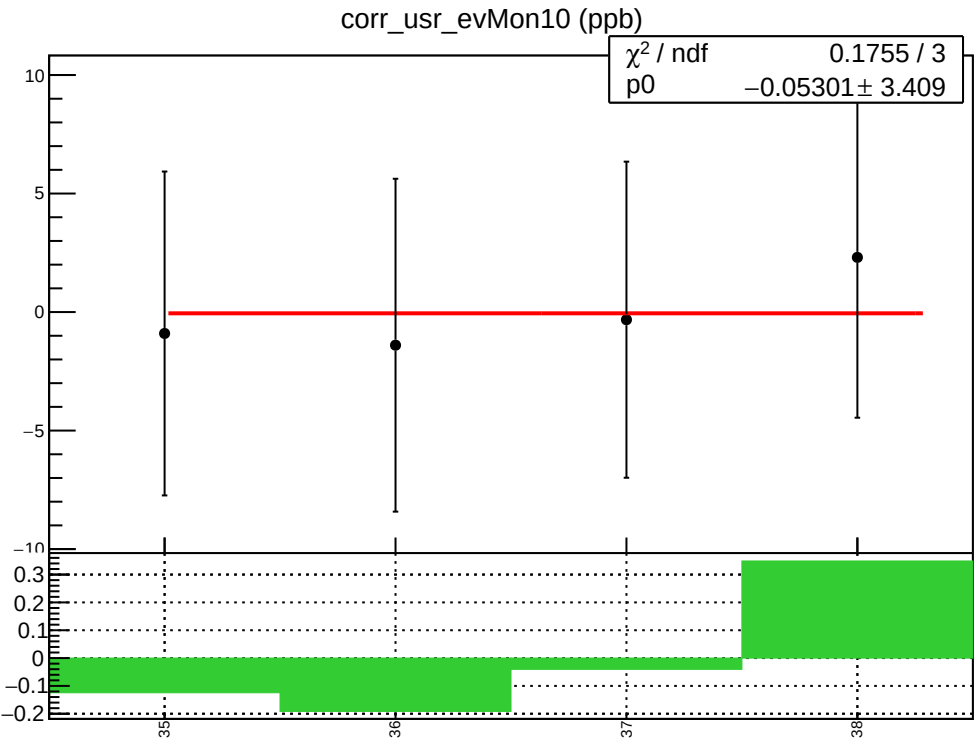
corr_usr_evMon10 (ppb)
χ^2 / ndf 0.1755 / 3
p0 −0.05301 ± 3.409
10
5
0
−5
−10
0.3
0.2
0.1
0
−0.1
−0.2
35
36
37
38

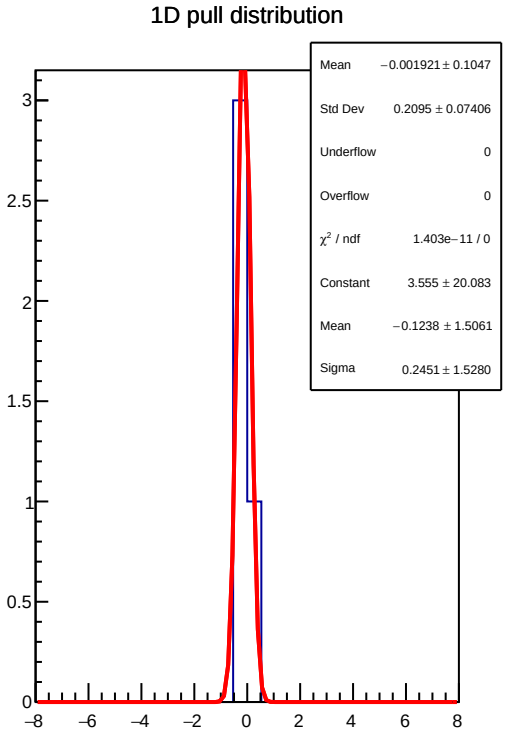
1D pull distribution
Mean −0.001921 ± 0.1047
Std Dev 0.2095 ± 0.07406
Underflow 0
Overflow 0
χ^2 / ndf 1.403e−11 / 0
Constant 3.555 ± 20.083
Mean −0.1238 ± 1.5061
Sigma 0.2451 ± 1.5280
3
2.5
2
1.5
1
0.5
0
−8
−6
−4
−2
0
2
4
6
8

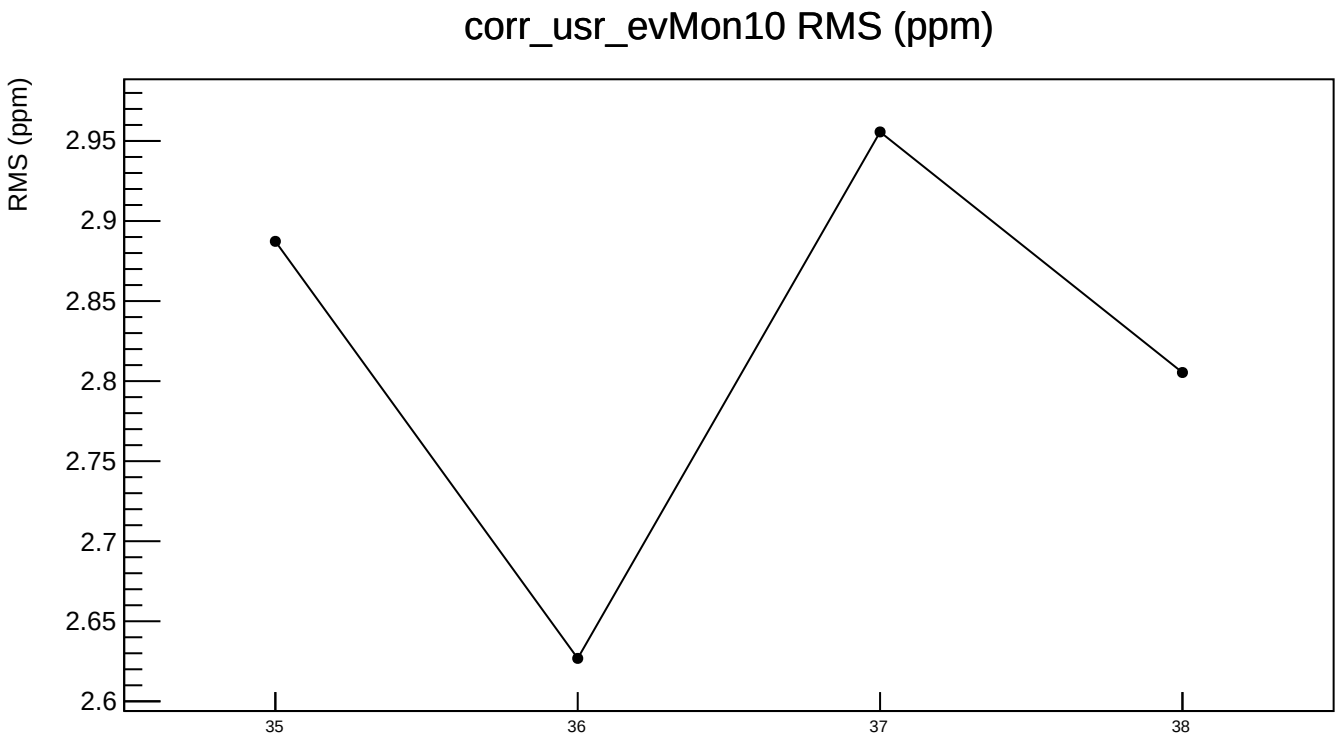
corr_usr_evMon10 RMS (ppm)
RMS (ppm)
2.95
2.9
2.85
2.8
2.75
2.7
2.65
2.6
35
36
37
38

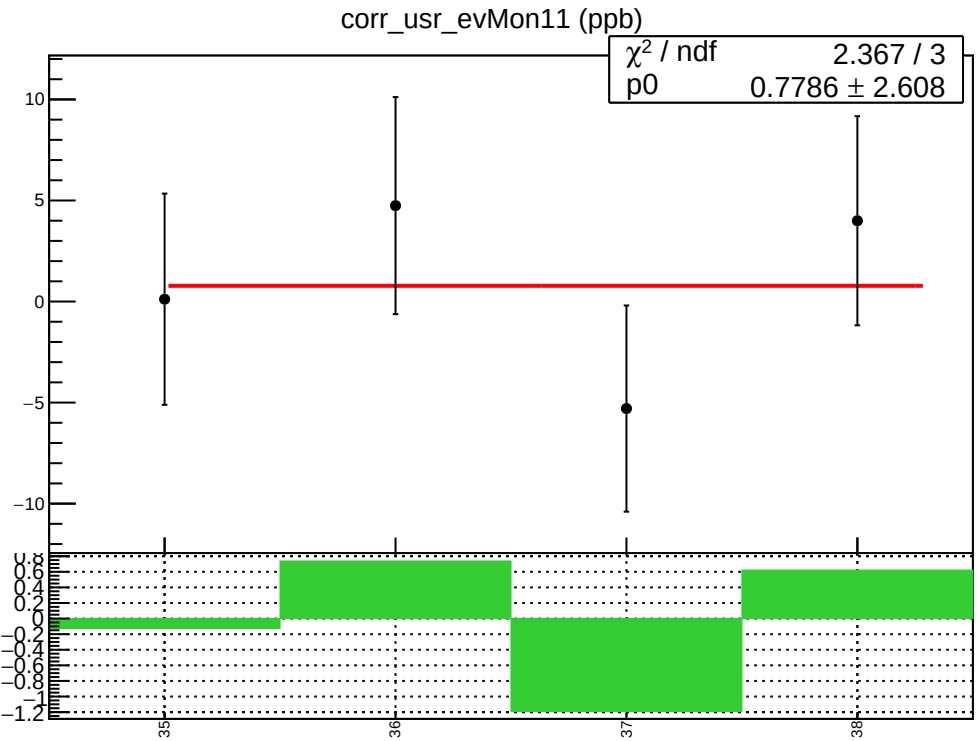
corr_usr_evMon11 (ppb)
χ² / ndf 2.367 / 3
p0 0.7786 ± 2.608
10
5
0
−5
−10
0.8
0.6
0.4
0.2
0
−0.2
−0.4
−0.6
−0.8
−1
−1.2
35
36
37
38

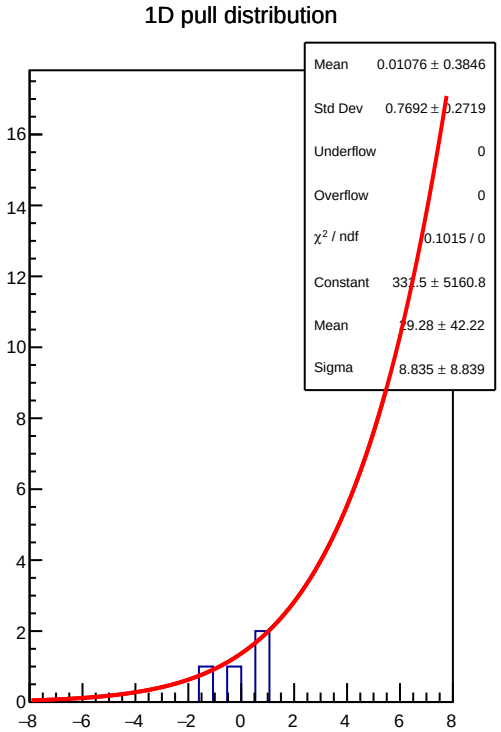
1D pull distribution
Mean 0.01076 ± 0.3846
Std Dev 0.7692 ± 0.2719
Underflow 0
Overflow 0
χ² / ndf 0.1015 / 0
Constant 331.5 ± 5160.8
Mean 29.28 ± 42.22
Sigma 8.835 ± 8.839
16
14
12
10
8
6
4
2
0
−8
−6
−4
−2
0
2
4
6
8
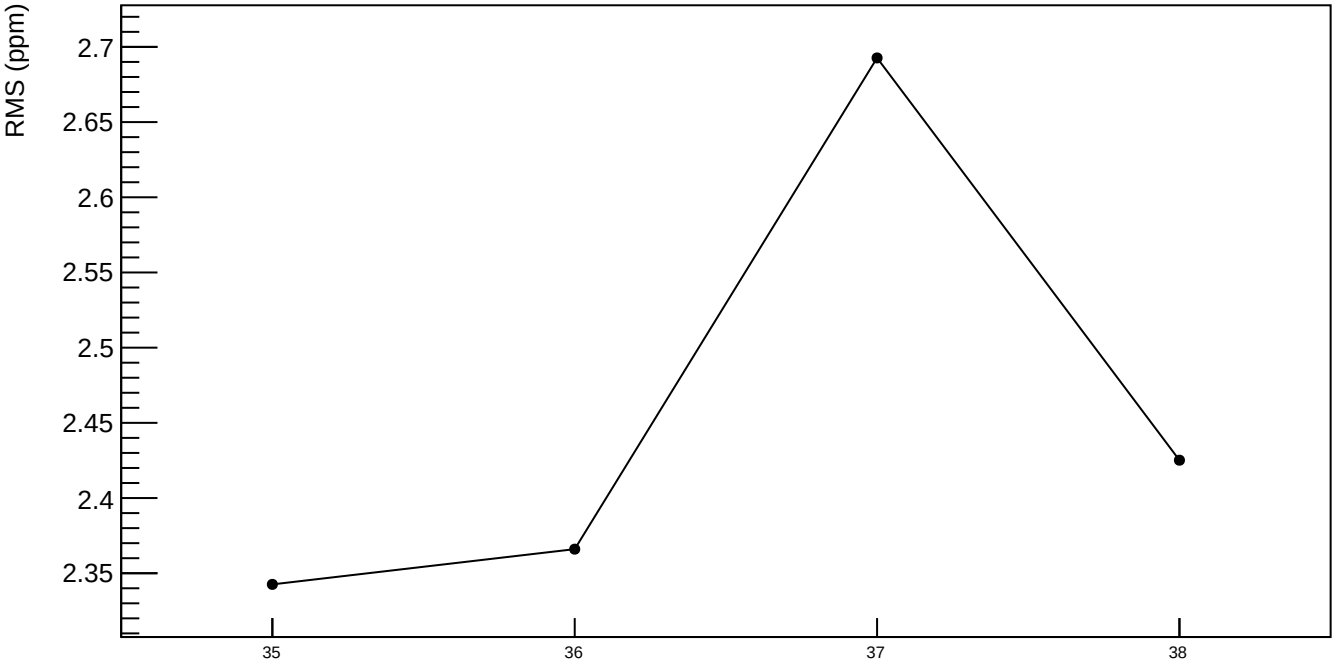
corr_usr_evMon11 RMS (ppm)