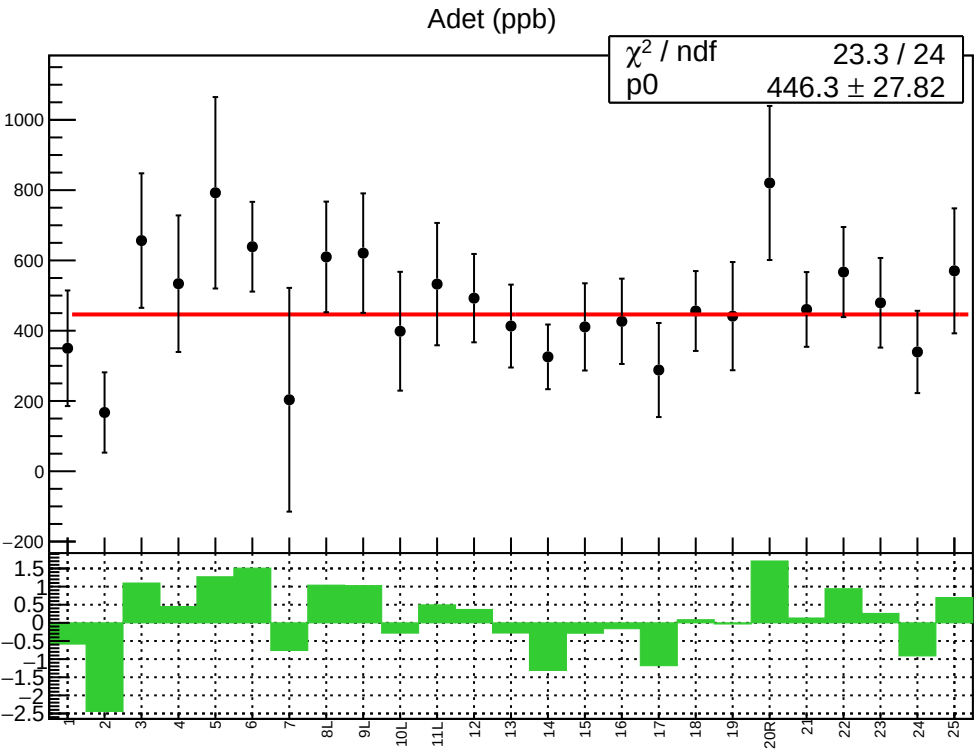
Adet (ppb)
χ² / ndf 23.3 / 24
p0 446.3 ± 27.82
1000
800
600
400
200
0
−200
1.5
1
0.5
0
−0.5
−1
−1.5
−2
−2.5
1
2
3
4
5
6
7
8L
9L
10L
11L
12
13
14
15
16
17
18
19
20R
21
22
23
24
25

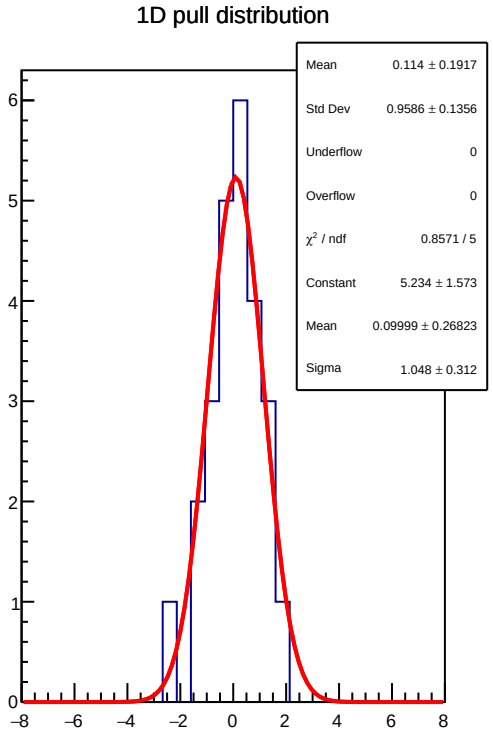
1D pull distribution
Mean 0.114 ± 0.1917
Std Dev 0.9586 ± 0.1356
Underflow 0
Overflow 0
χ² / ndf 0.8571 / 5
Constant 5.234 ± 1.573
Mean 0.09999 ± 0.26823
Sigma 1.048 ± 0.312
6
5
4
3
2
1
0
−8
−6
−4
−2
0
2
4
6
8

Adet RMS (ppm)

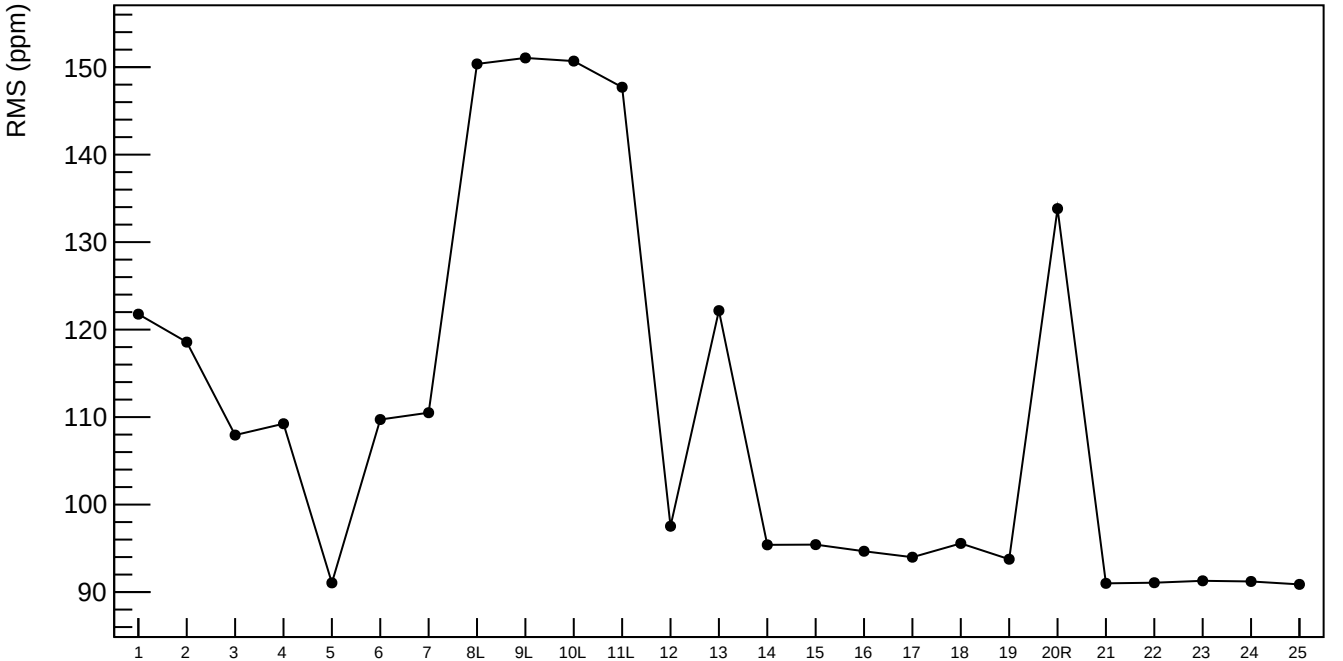
RMS (ppm)
150
140
130
120
110
100
90
1
2
3
4
5
6
7
8L
9L
10L
11L
12
13
14
15
16
17
18
19
20R
21
22
23
24
25

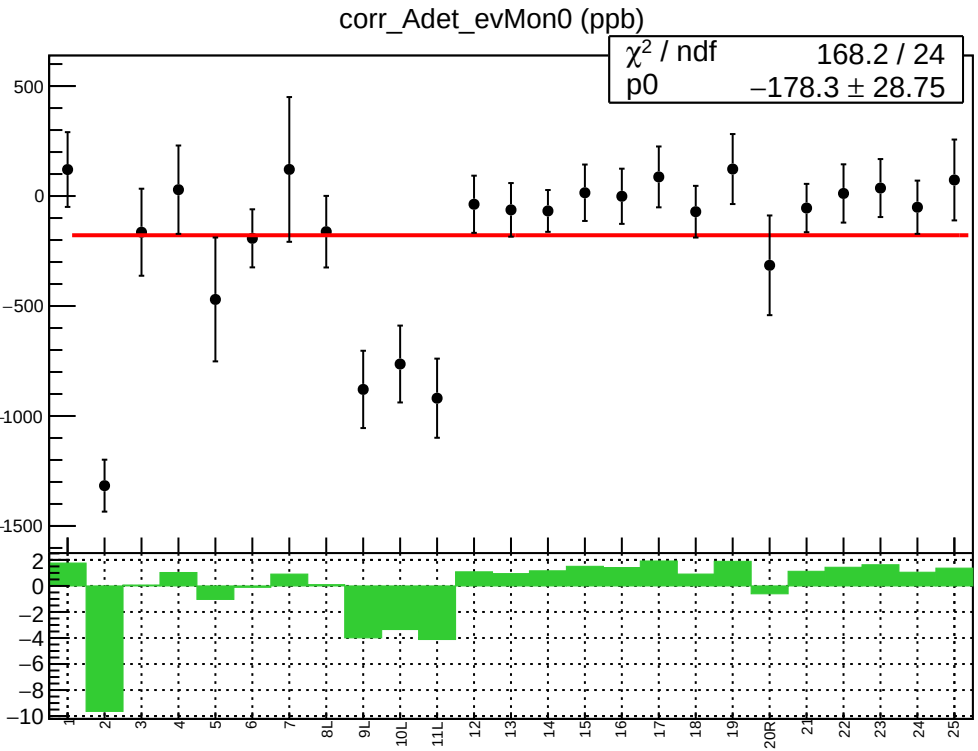
corr_Adet_evMon0 (ppb)
χ² / ndf 168.2 / 24
p0 −178.3 ± 28.75
500
0
−500
−1000
−1500
2
0
−2
−4
−6
−8
−10
1
2
3
4
5
6
7
8L
9L
10L
11L
12
13
14
15
16
17
18
19
20R
21
22
23
24
25

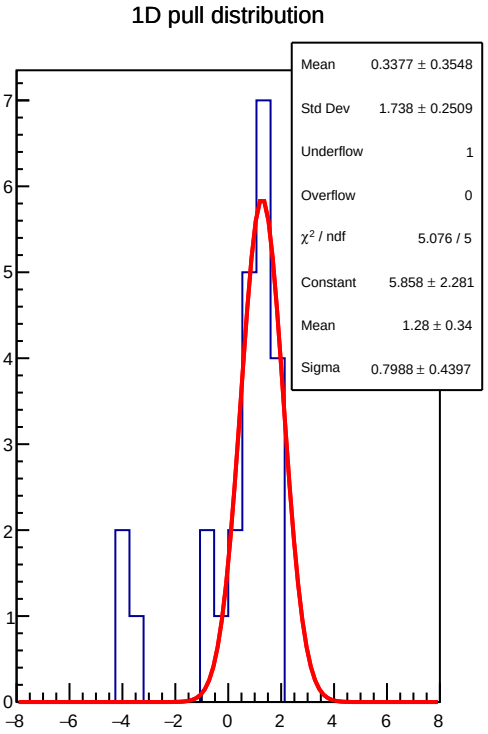
1D pull distribution
Mean 0.3377 ± 0.3548
Std Dev 1.738 ± 0.2509
Underflow 1
Overflow 0
χ² / ndf 5.076 / 5
Constant 5.858 ± 2.281
Mean 1.28 ± 0.34
Sigma 0.7988 ± 0.4397
7
6
5
4
3
2
1
0
−8
−6
−4
−2
0
2
4
6
8

corr_Adet_evMon0 RMS (ppm)

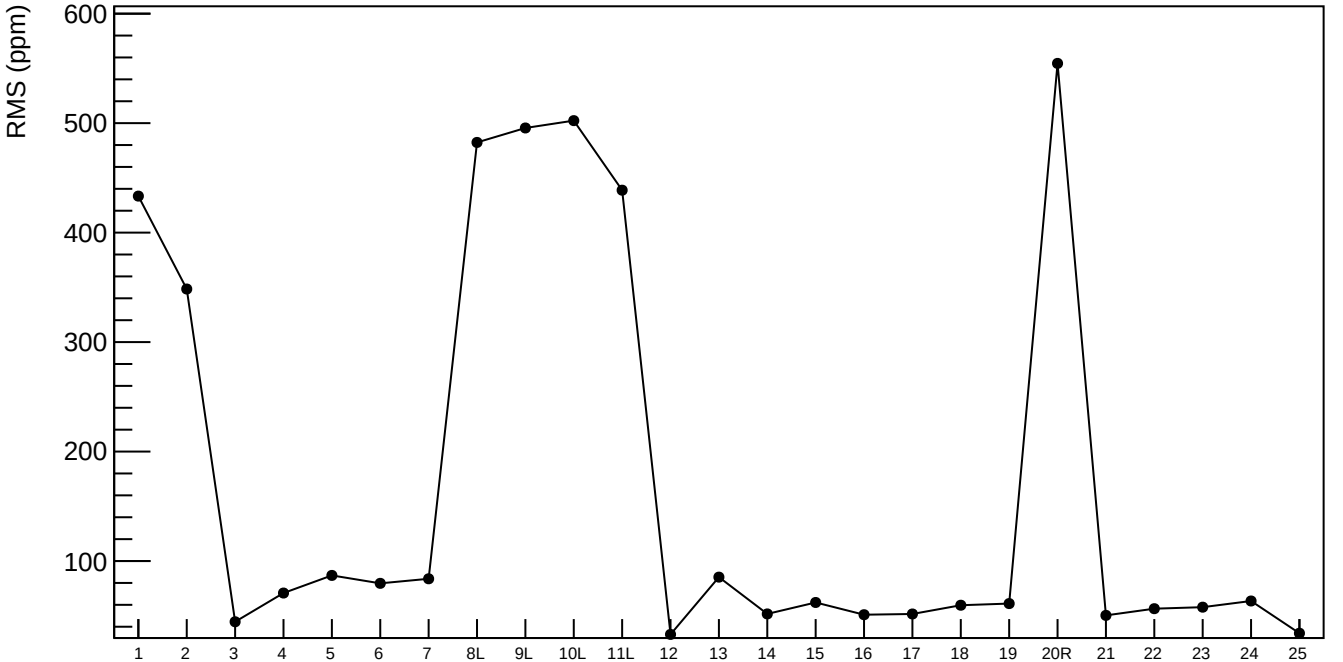

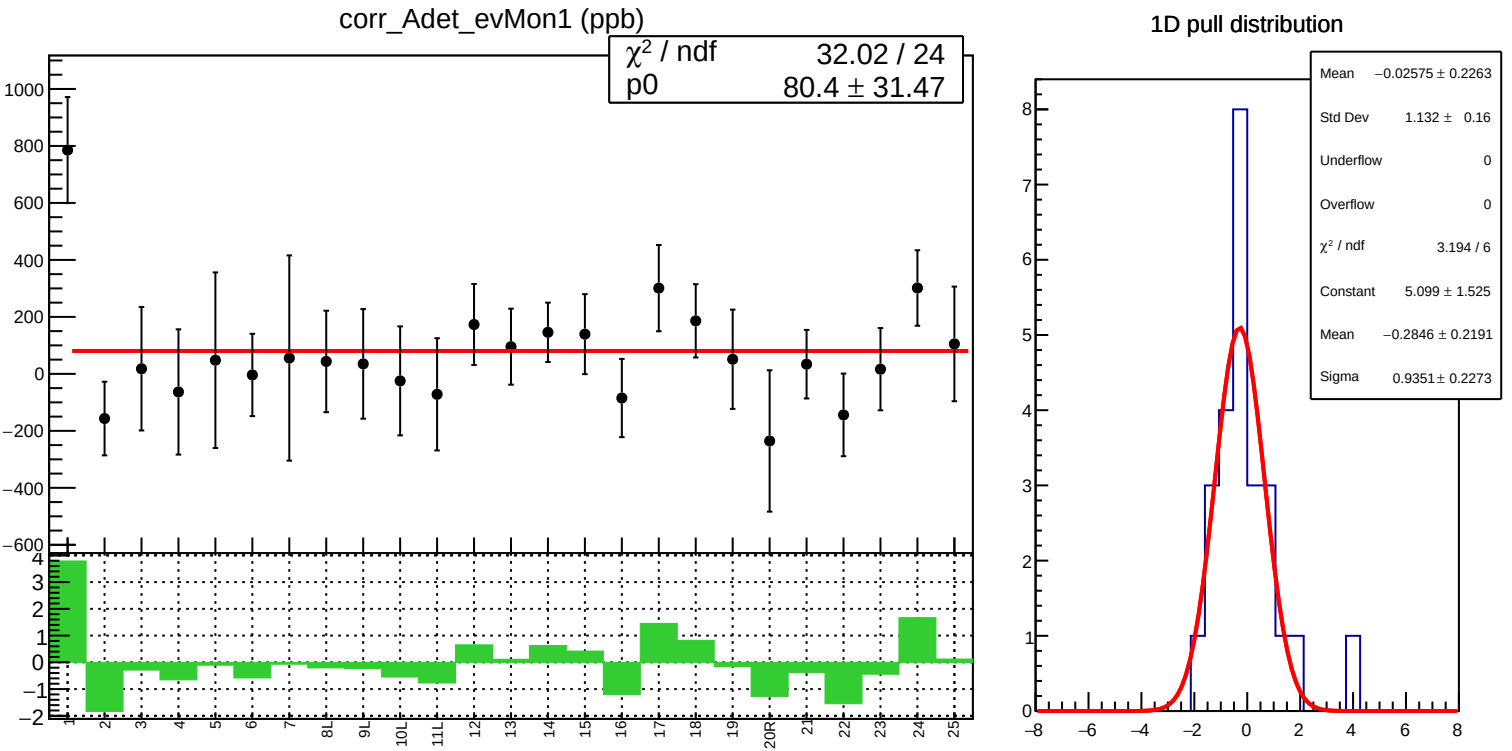
corr_Adet_evMon1 (ppb)
χ² / ndf 32.02 / 24
p0 80.4 ± 31.47
1D pull distribution
Mean −0.02575 ± 0.2263
Std Dev 1.132 ± 0.16
Underflow 0
Overflow 0
χ² / ndf 3.194 / 6
Constant 5.099 ± 1.525
Mean −0.2846 ± 0.2191
Sigma 0.9351 ± 0.2273

corr_Adet_evMon1 RMS (ppm)

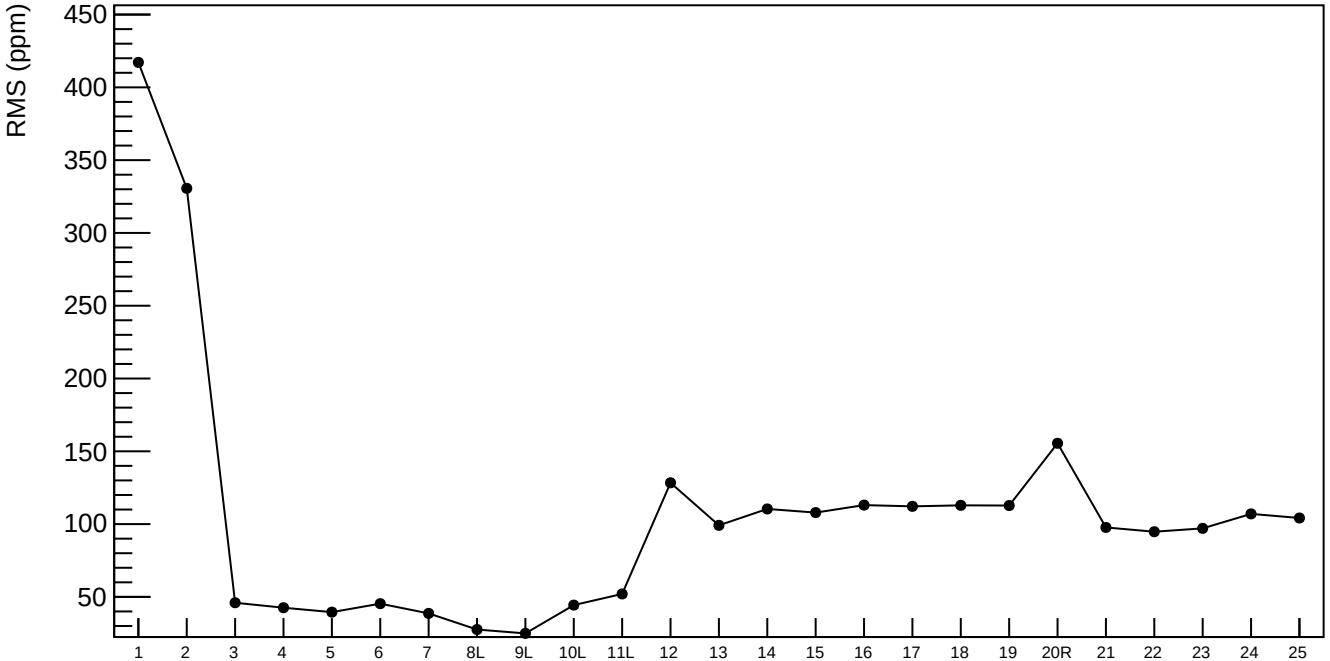

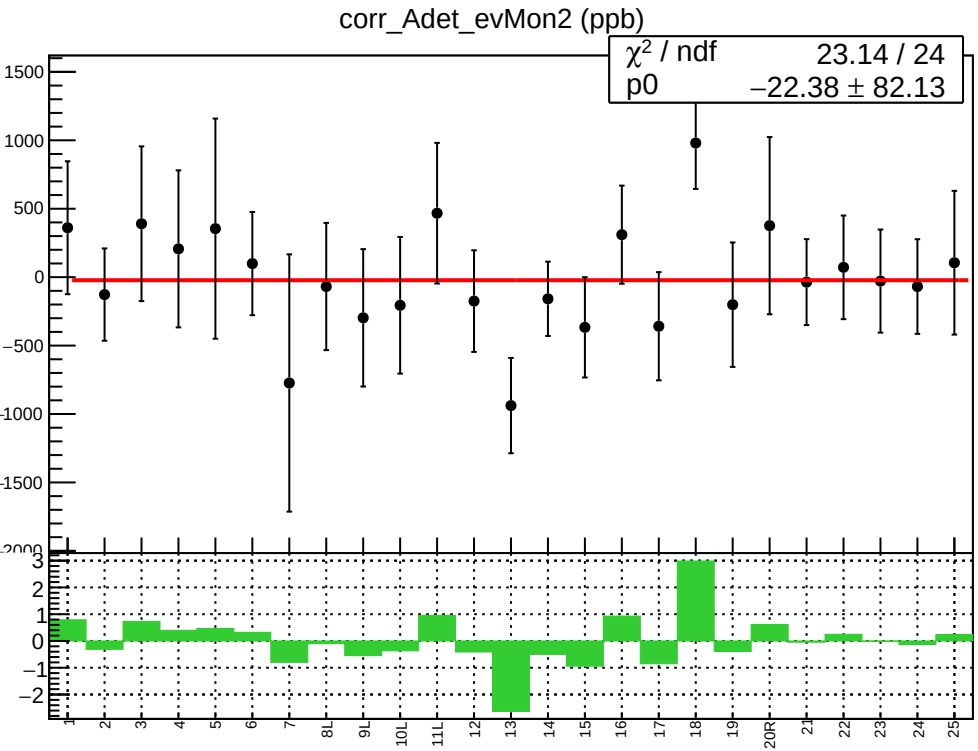
corr_Adet_evMon2 (ppb)
χ² / ndf 23.14 / 24
p0 −22.38 ± 82.13
1500
1000
500
0
−500
−1000
−1500
−2000
3
2
1
0
−1
−2
1
2
3
4
5
6
7
8L
9L
10L
11L
12
13
14
15
16
17
18
19
20R
21
22
23
24
25

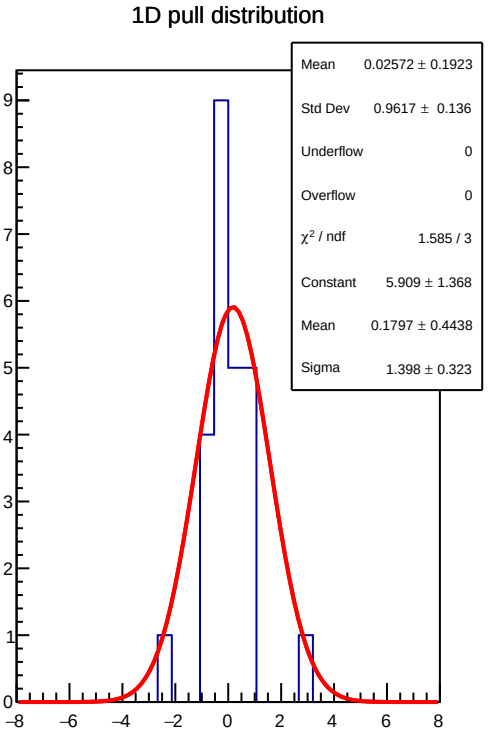
1D pull distribution
Mean 0.02572 ± 0.1923
Std Dev 0.9617 ± 0.136
Underflow 0
Overflow 0
χ² / ndf 1.585 / 3
Constant 5.909 ± 1.368
Mean 0.1797 ± 0.4438
Sigma 1.398 ± 0.323
9
8
7
6
5
4
3
2
1
0
−8
−6
−4
−2
0
2
4
6
8

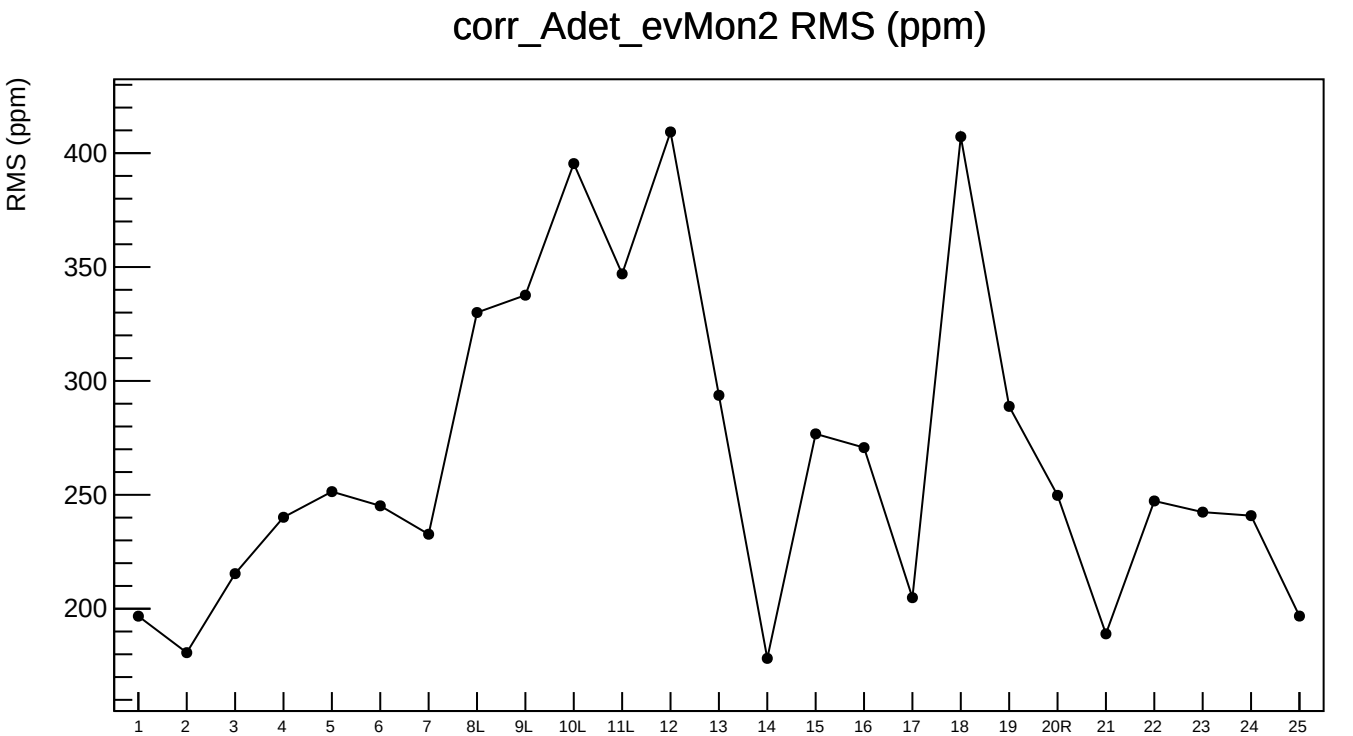
corr_Adet_evMon2 RMS (ppm)
RMS (ppm)
400
350
300
250
200
1
2
3
4
5
6
7
8L
9L
10L
11L
12
13
14
15
16
17
18
19
20R
21
22
23
24
25

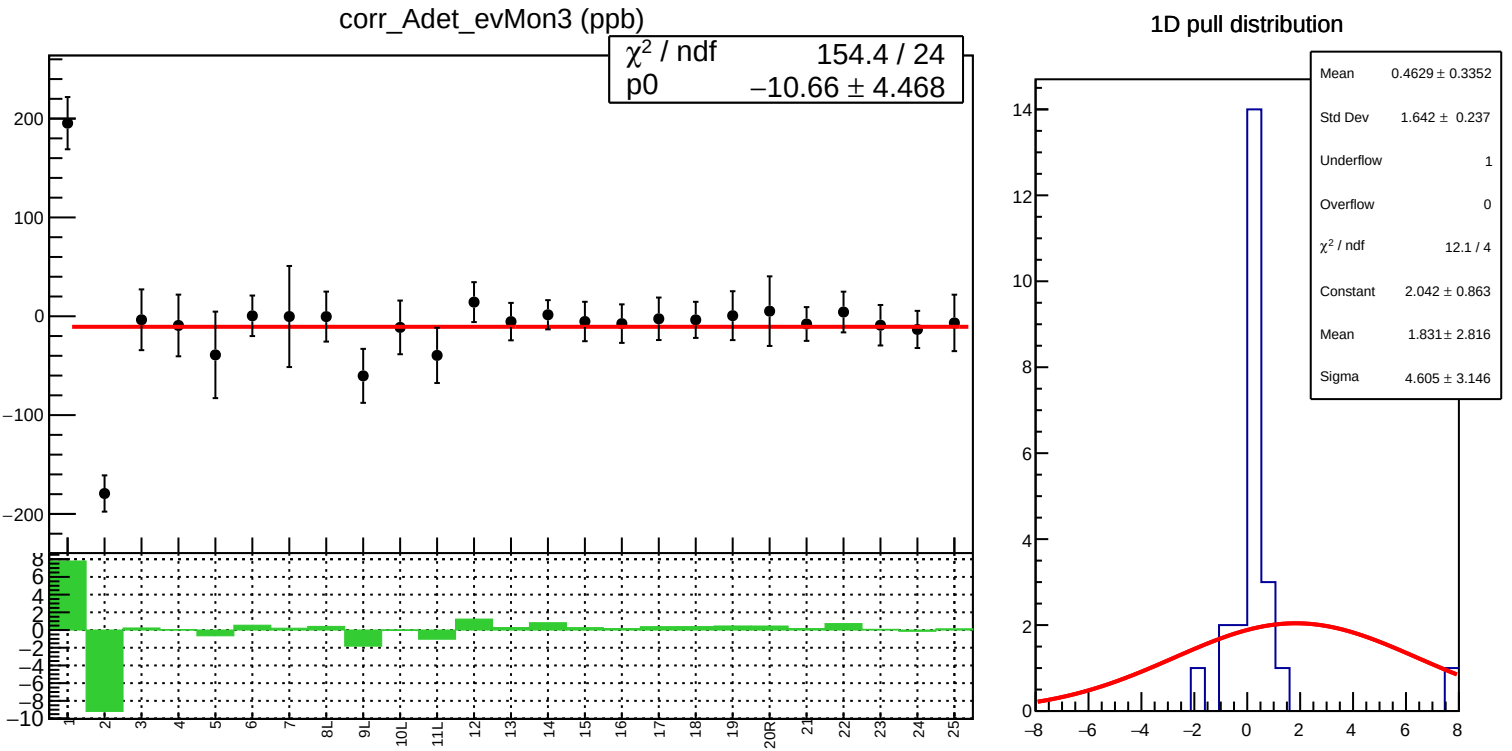
corr_Adet_evMon3 (ppb)
χ² / ndf 154.4 / 24
p0 −10.66 ± 4.468
1D pull distribution
Mean 0.4629 ± 0.3352
Std Dev 1.642 ± 0.237
Underflow 1
Overflow 0
χ² / ndf 12.1 / 4
Constant 2.042 ± 0.863
Mean 1.831 ± 2.816
Sigma 4.605 ± 3.146

corr_Adet_evMon3 RMS (ppm)

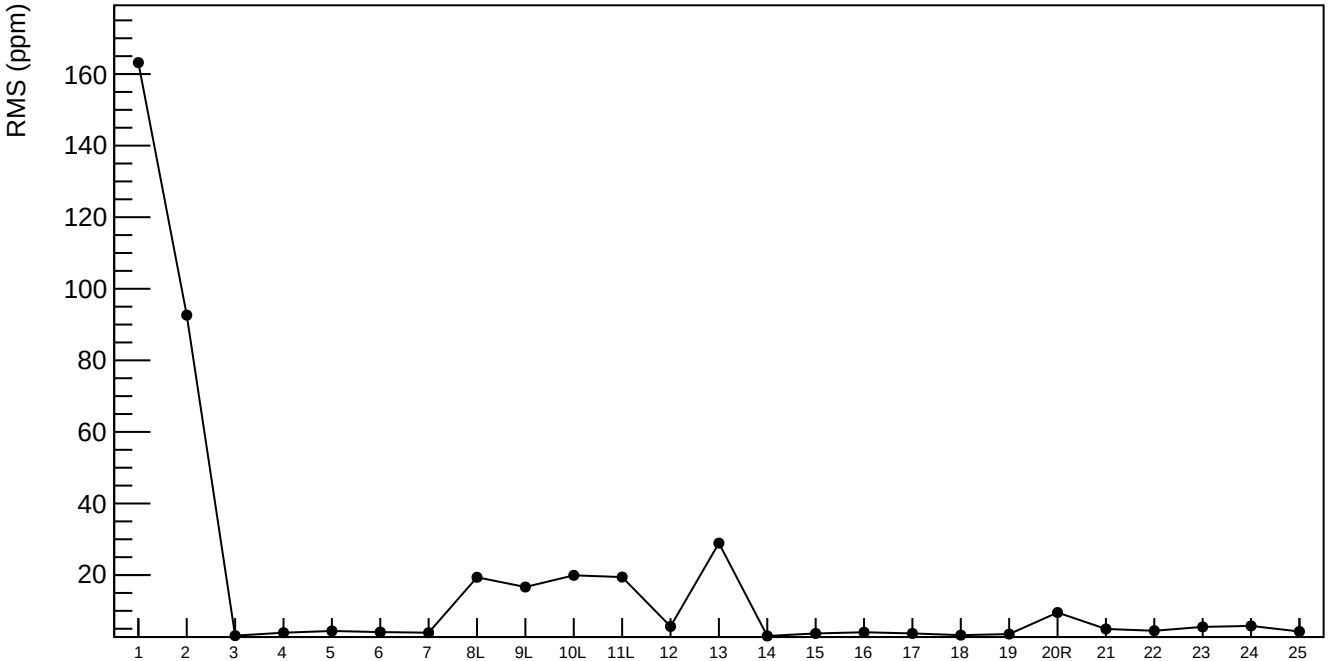

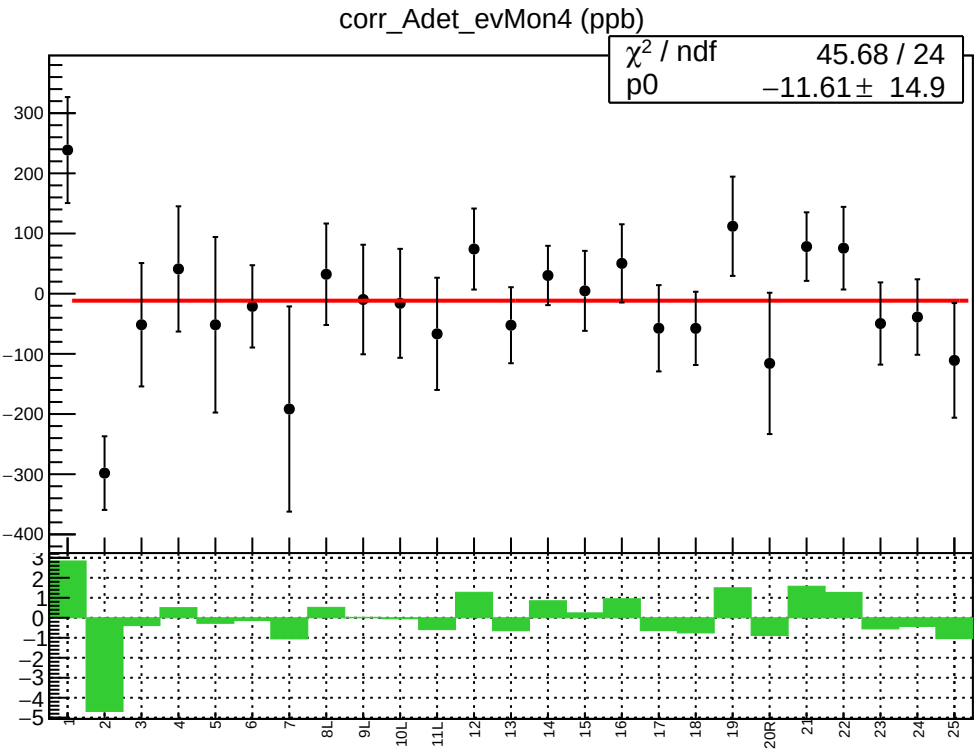
corr_Adet_evMon4 (ppb)
χ² / ndf 45.68 / 24
p0 −11.61 ± 14.9
300
200
100
0
−100
−200
−300
−400
3
2
1
0
−1
−2
−3
−4
−5
1
2
3
4
5
6
7
8L
9L
10L
11L
12
13
14
15
16
17
18
19
20R
21
22
23
24
25

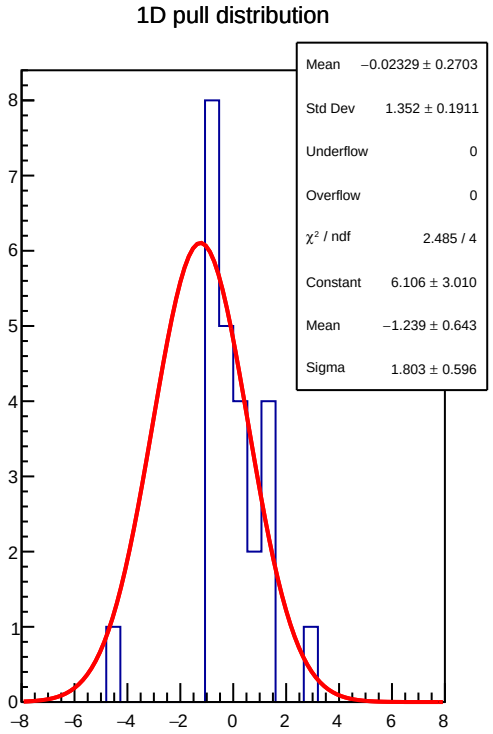
1D pull distribution
Mean −0.02329 ± 0.2703
Std Dev 1.352 ± 0.1911
Underflow 0
Overflow 0
χ² / ndf 2.485 / 4
Constant 6.106 ± 3.010
Mean −1.239 ± 0.643
Sigma 1.803 ± 0.596
8
7
6
5
4
3
2
1
0
−8
−6
−4
−2
0
2
4
6
8

corr_Adet_evMon4 RMS (ppm)

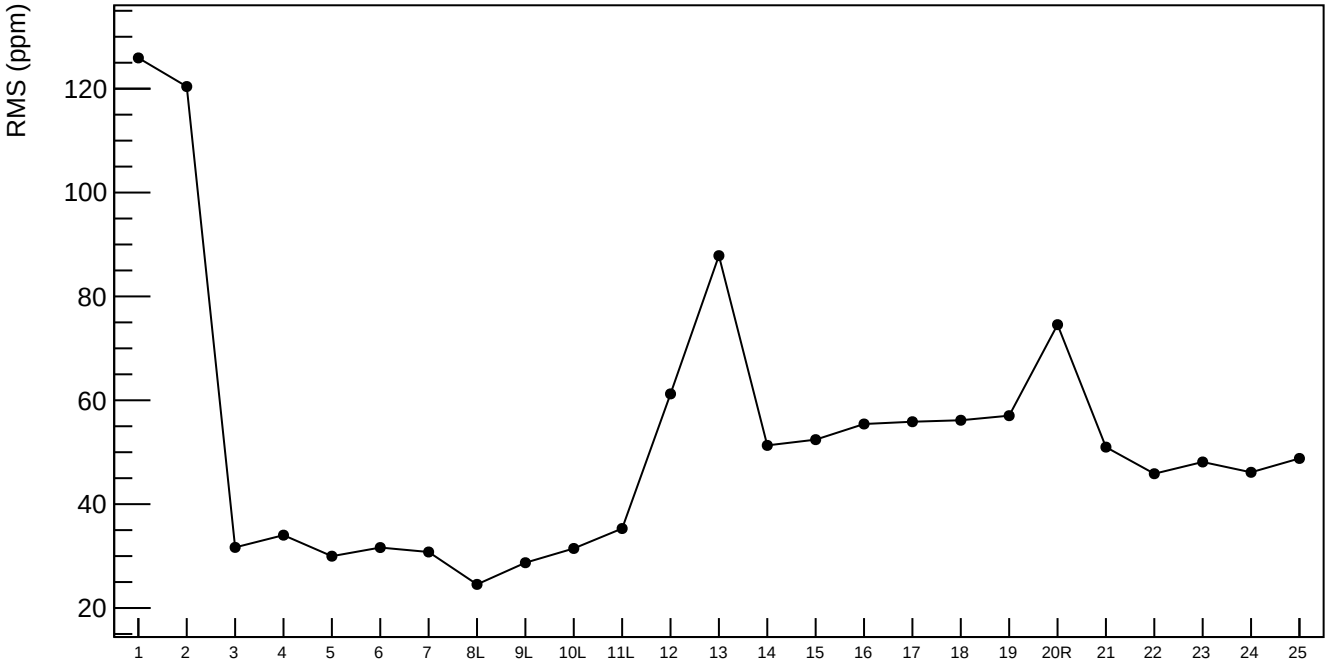

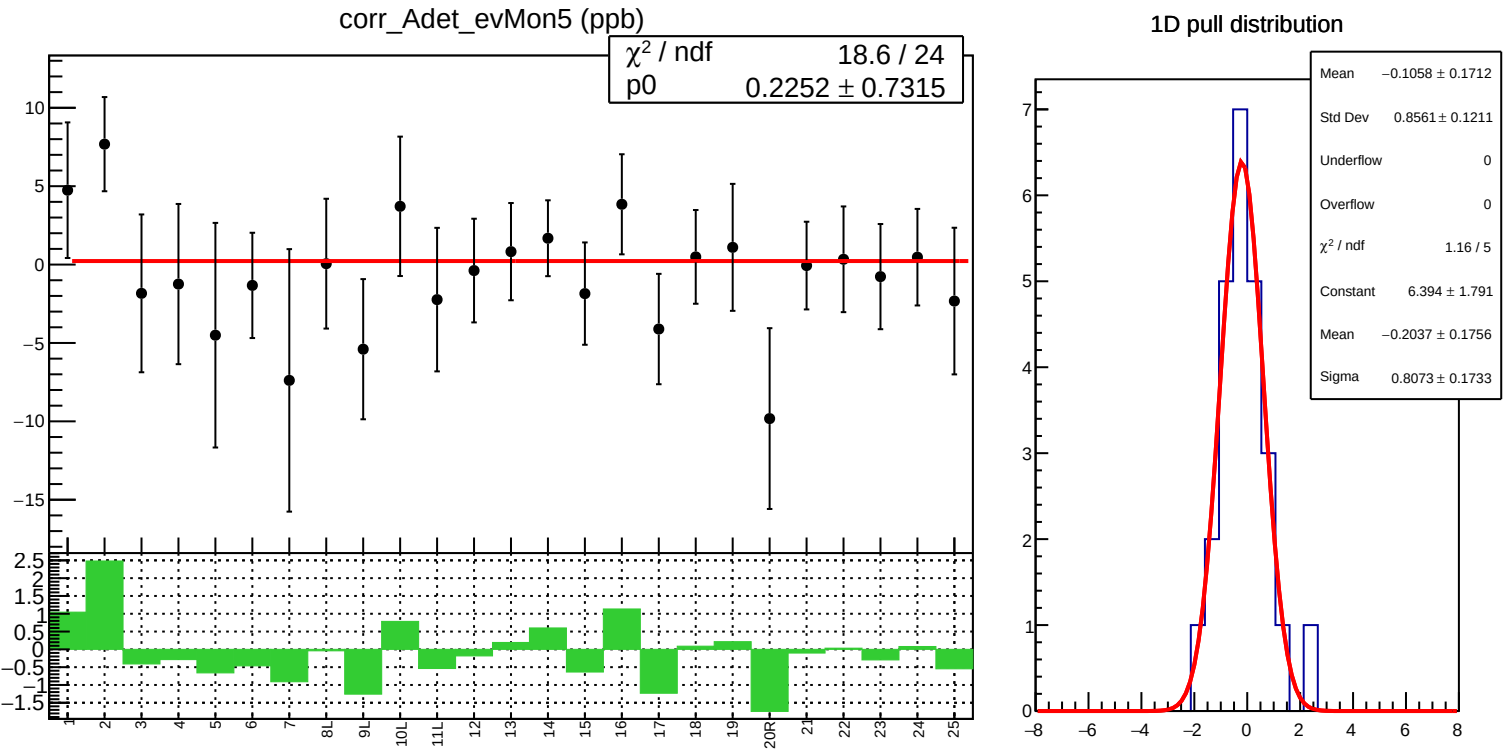
corr_Adet_evMon5 (ppb)
χ² / ndf 18.6 / 24
p0 0.2252 ± 0.7315
1D pull distribution
Mean −0.1058 ± 0.1712
Std Dev 0.8561 ± 0.1211
Underflow 0
Overflow 0
χ² / ndf 1.16 / 5
Constant 6.394 ± 1.791
Mean −0.2037 ± 0.1756
Sigma 0.8073 ± 0.1733

corr_Adet_evMon5 RMS (ppm)

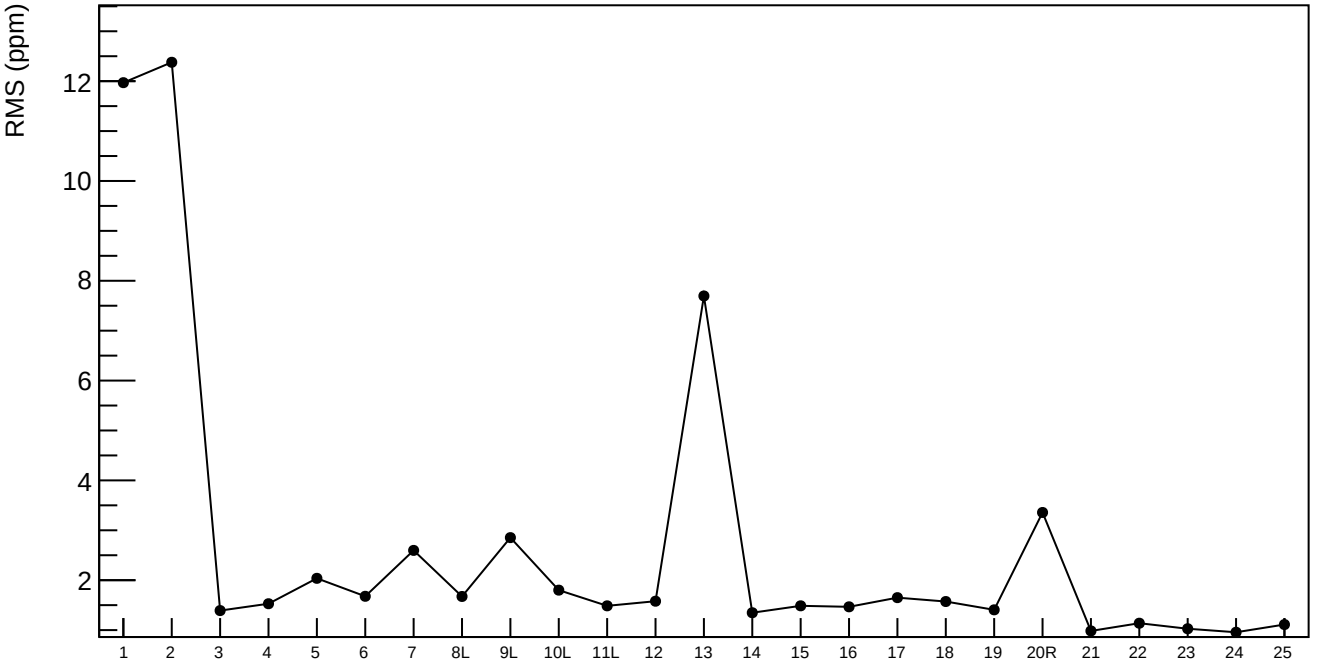

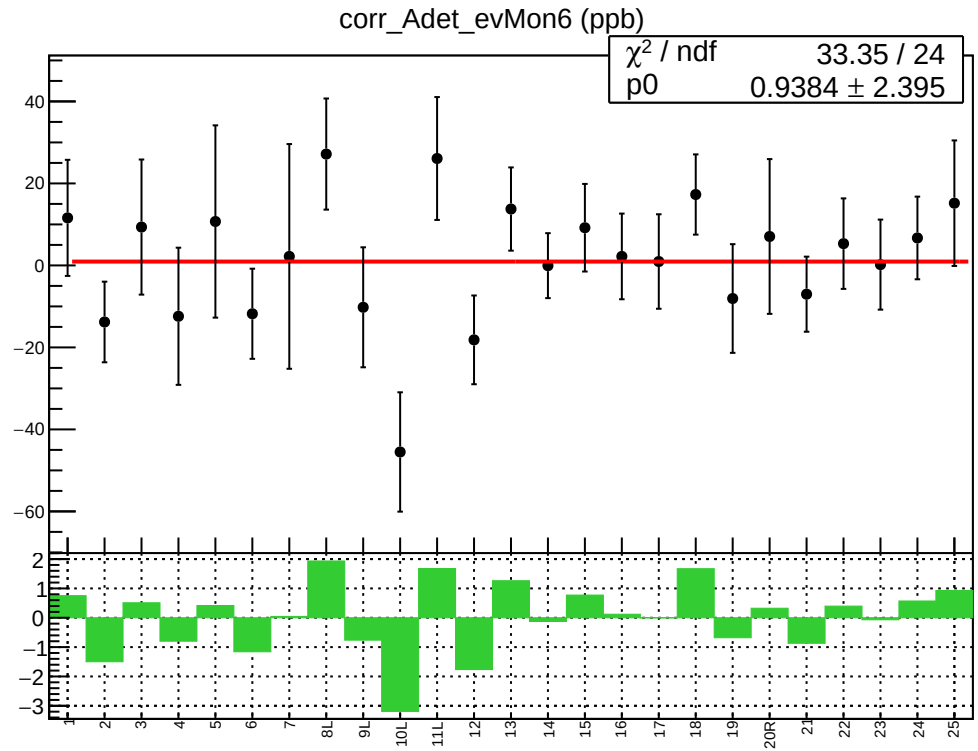
corr_Adet_evMon6 (ppb)
χ² / ndf 33.35 / 24
p0 0.9384 ± 2.395
40
20
0
−20
−40
−60
2
1
0
−1
−2
−3
1
2
3
4
5
6
7
8L
9L
10L
11L
12
13
14
15
16
17
18
19
20R
21
22
23
24
25

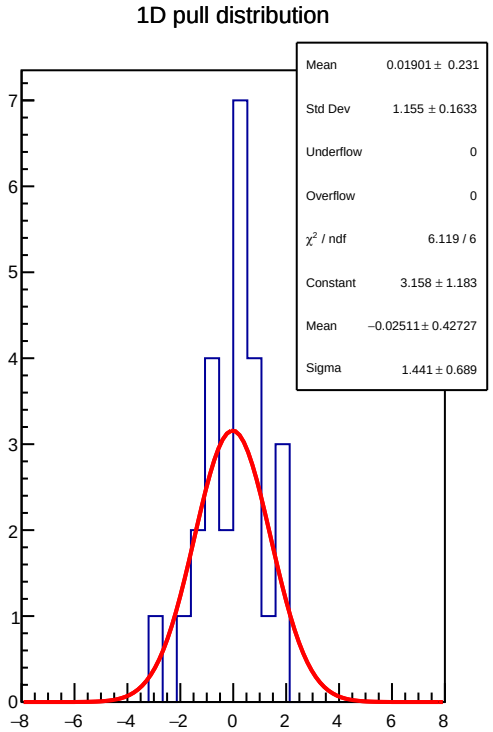
1D pull distribution
Mean 0.01901 ± 0.231
Std Dev 1.155 ± 0.1633
Underflow 0
Overflow 0
χ² / ndf 6.119 / 6
Constant 3.158 ± 1.183
Mean −0.02511 ± 0.42727
Sigma 1.441 ± 0.689
7
6
5
4
3
2
1
0
−8
−6
−4
−2
0
2
4
6
8

corr_Adet_evMon6 RMS (ppm)

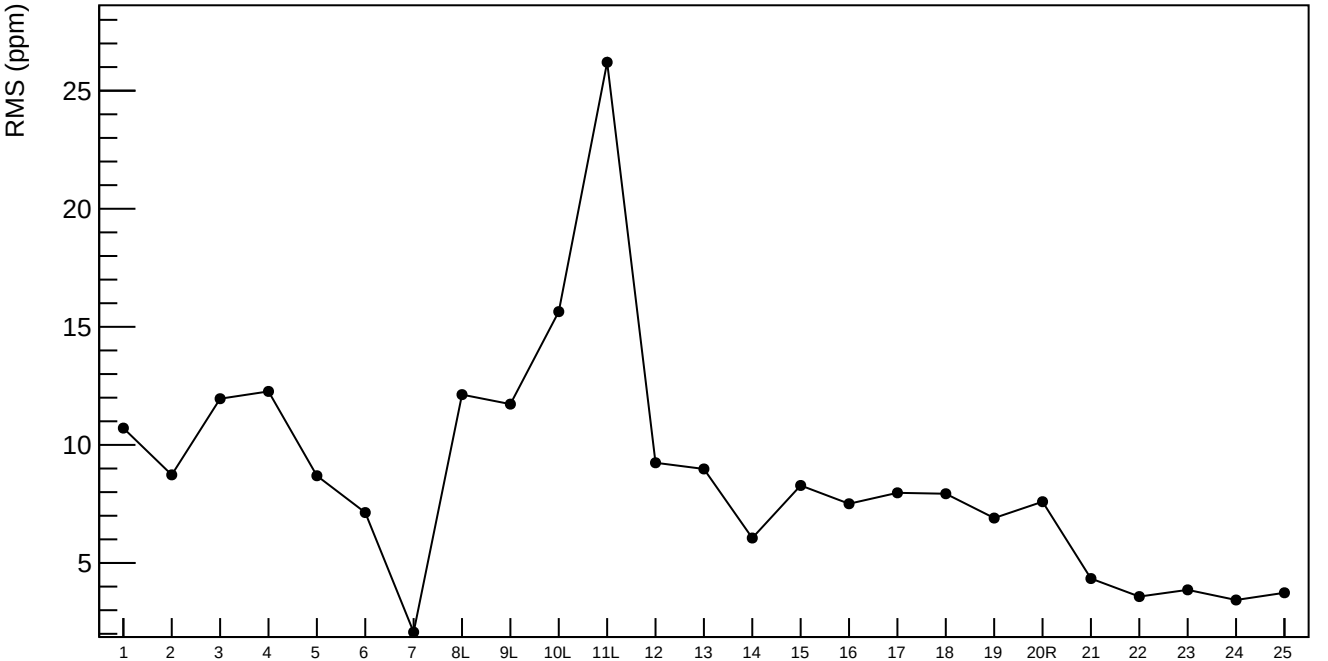

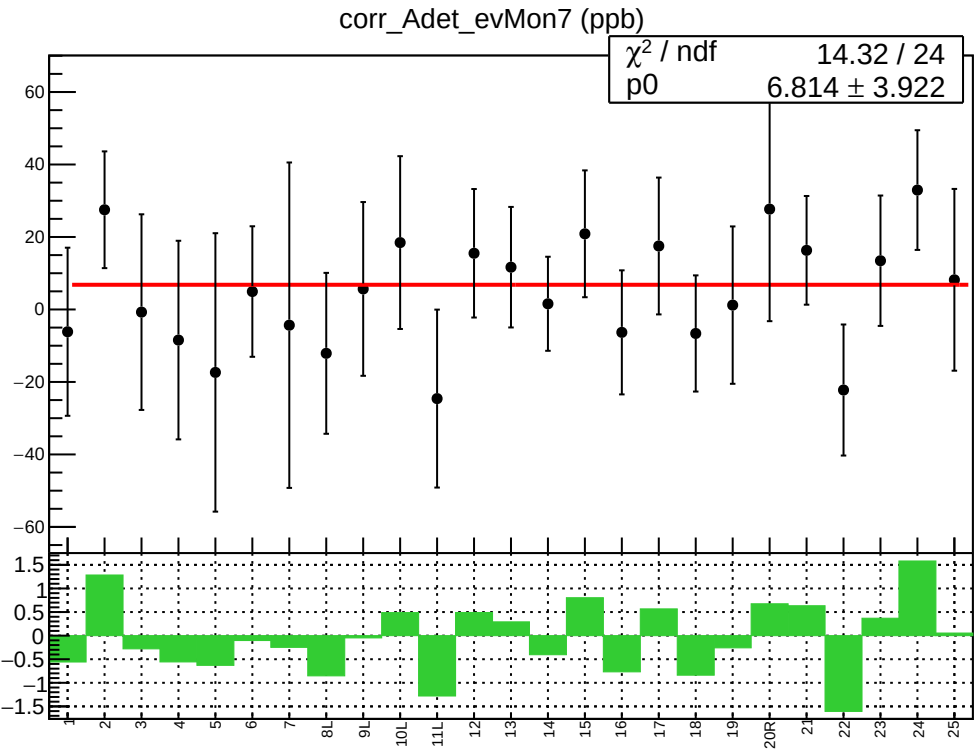
corr_Adet_evMon7 (ppb)
χ² / ndf 14.32 / 24
p0 6.814 ± 3.922
60
40
20
0
−20
−40
−60
1.5
1
0.5
0
−0.5
−1
−1.5
1
2
3
4
5
6
7
8L
9L
10L
11L
12
13
14
15
16
17
18
19
20R
21
22
23
24
25

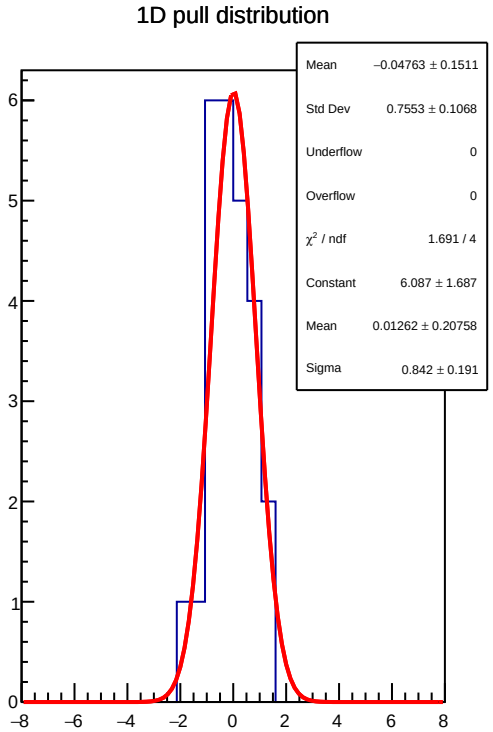
1D pull distribution
Mean −0.04763 ± 0.1511
Std Dev 0.7553 ± 0.1068
Underflow 0
Overflow 0
χ² / ndf 1.691 / 4
Constant 6.087 ± 1.687
Mean 0.01262 ± 0.20758
Sigma 0.842 ± 0.191
6
5
4
3
2
1
0
−8
−6
−4
−2
0
2
4
6
8

corr_Adet_evMon7 RMS (ppm)

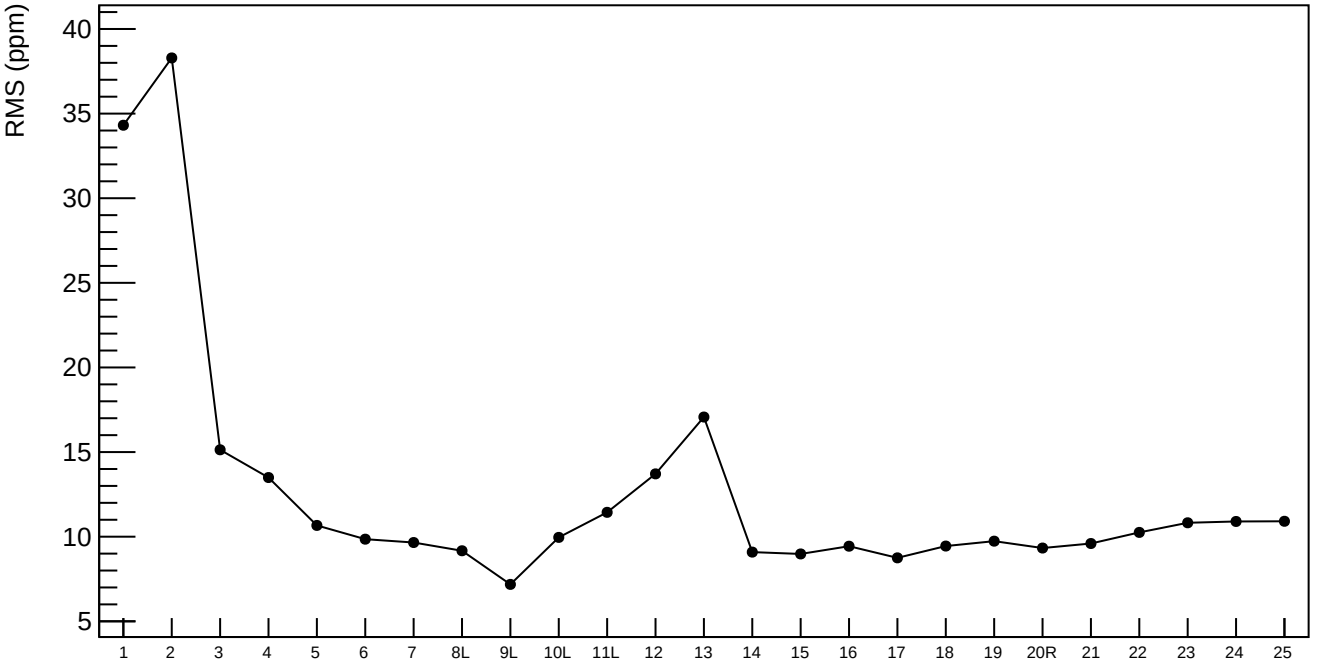

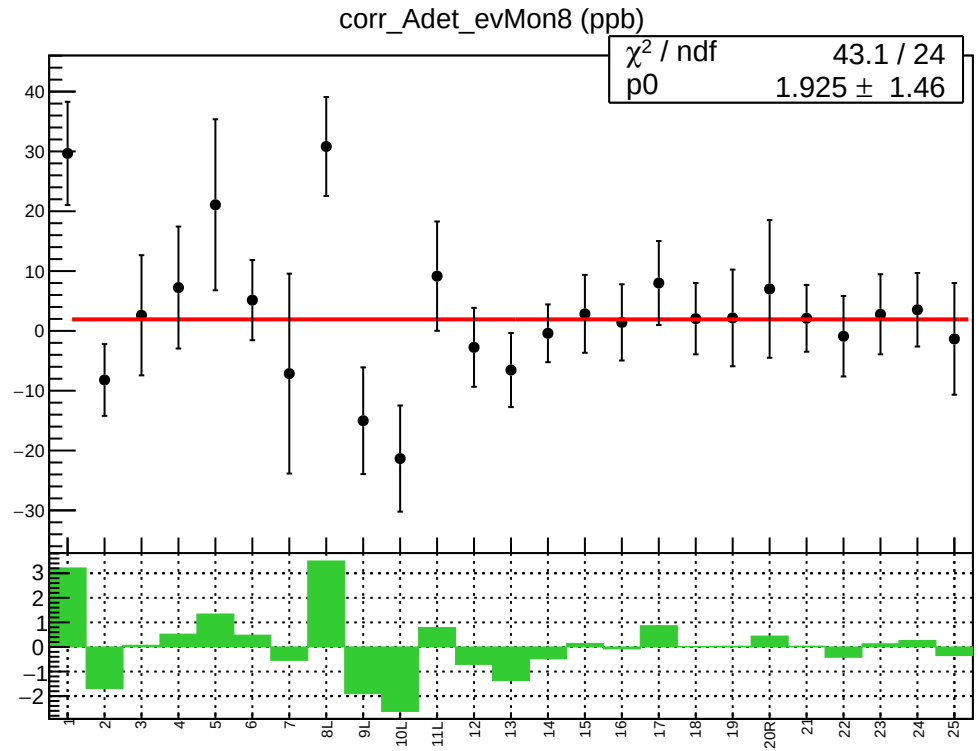
corr_Adet_evMon8 (ppb)
χ² / ndf 43.1 / 24
p0 1.925 ± 1.46
1
2
3
4
5
6
7
8L
9L
10L
11L
12
13
14
15
16
17
18
19
20R
21
22
23
24
25

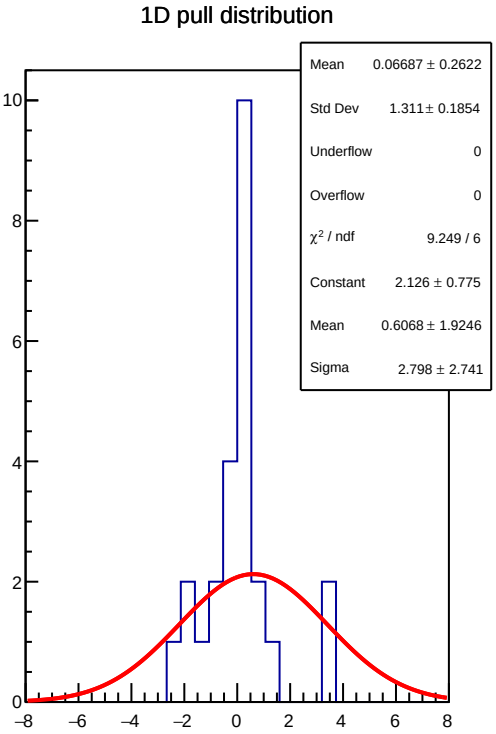
1D pull distribution
Mean 0.06687 ± 0.2622
Std Dev 1.311 ± 0.1854
Underflow 0
Overflow 0
χ² / ndf 9.249 / 6
Constant 2.126 ± 0.775
Mean 0.6068 ± 1.9246
Sigma 2.798 ± 2.741

corr_Adet_evMon8 RMS (ppm)

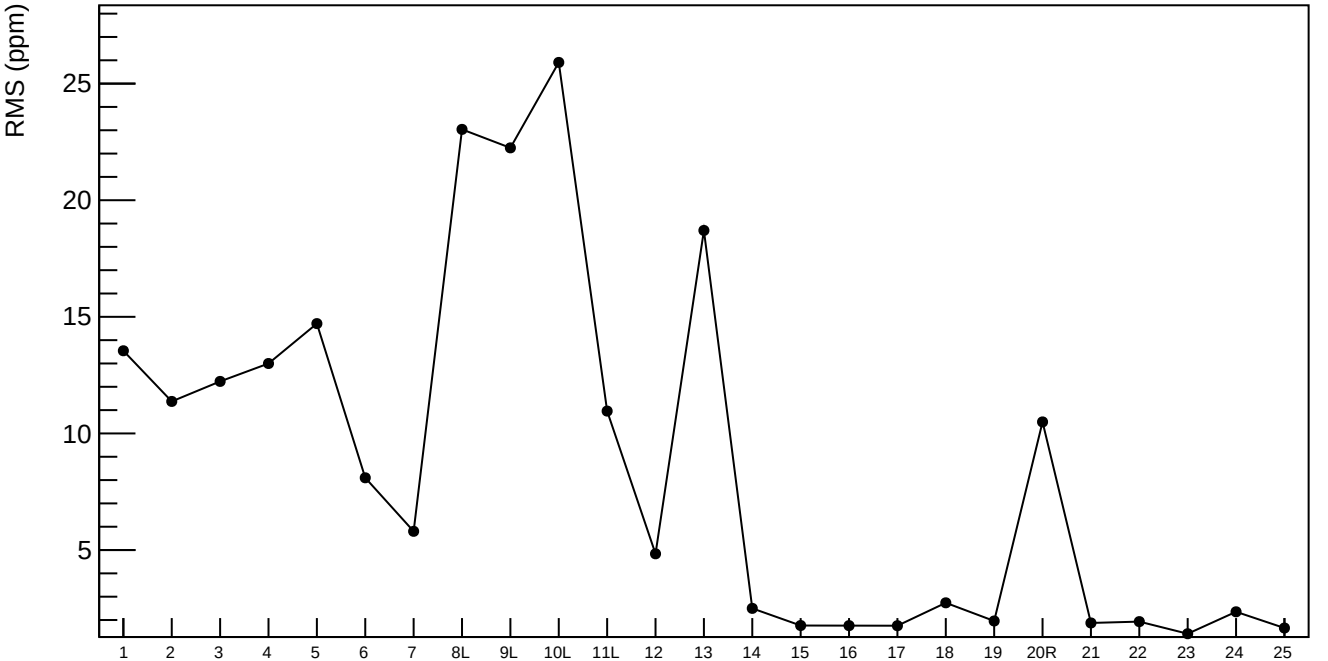

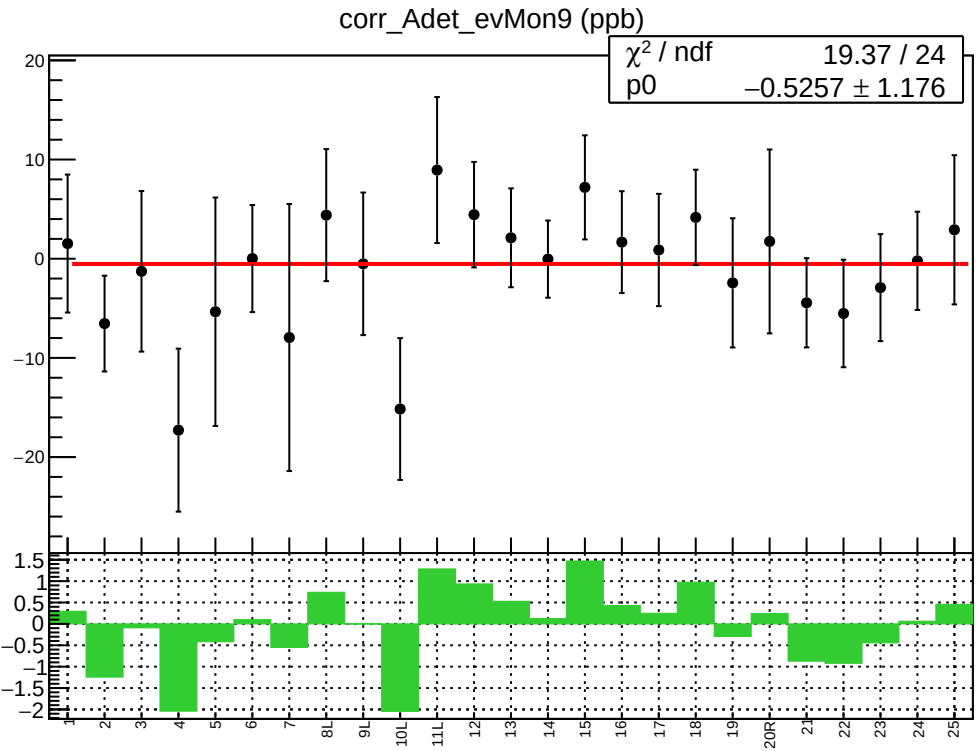
corr_Adet_evMon9 (ppb)
χ² / ndf 19.37 / 24
p0 −0.5257 ± 1.176
1 2 3 4 5 6 7 8L 9L 10L 11L 12 13 14 15 16 17 18 19 20R 21 22 23 24 25

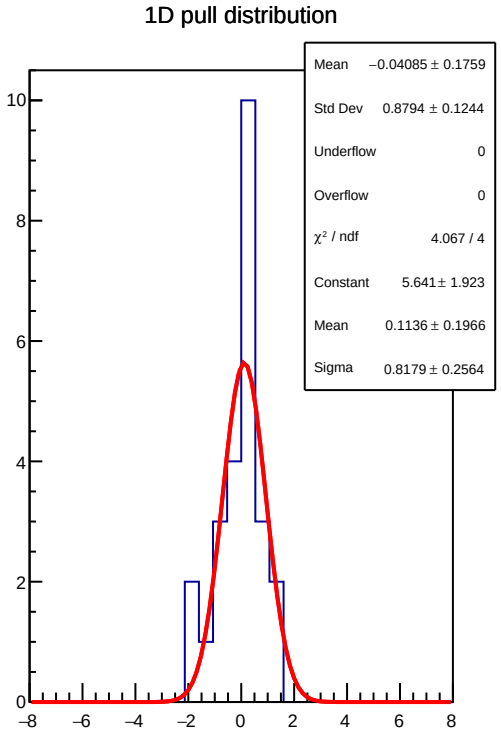
1D pull distribution
Mean −0.04085 ± 0.1759
Std Dev 0.8794 ± 0.1244
Underflow 0
Overflow 0
χ² / ndf 4.067 / 4
Constant 5.641 ± 1.923
Mean 0.1136 ± 0.1966
Sigma 0.8179 ± 0.2564

corr_Adet_evMon9 RMS (ppm)

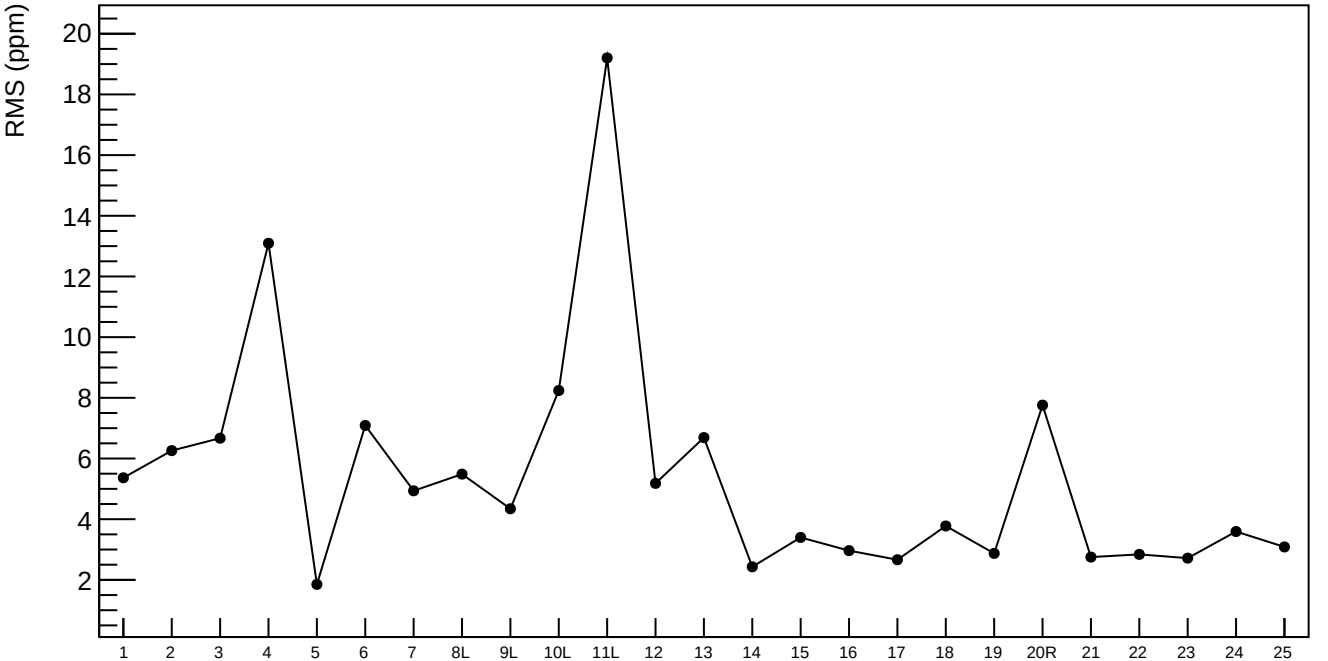

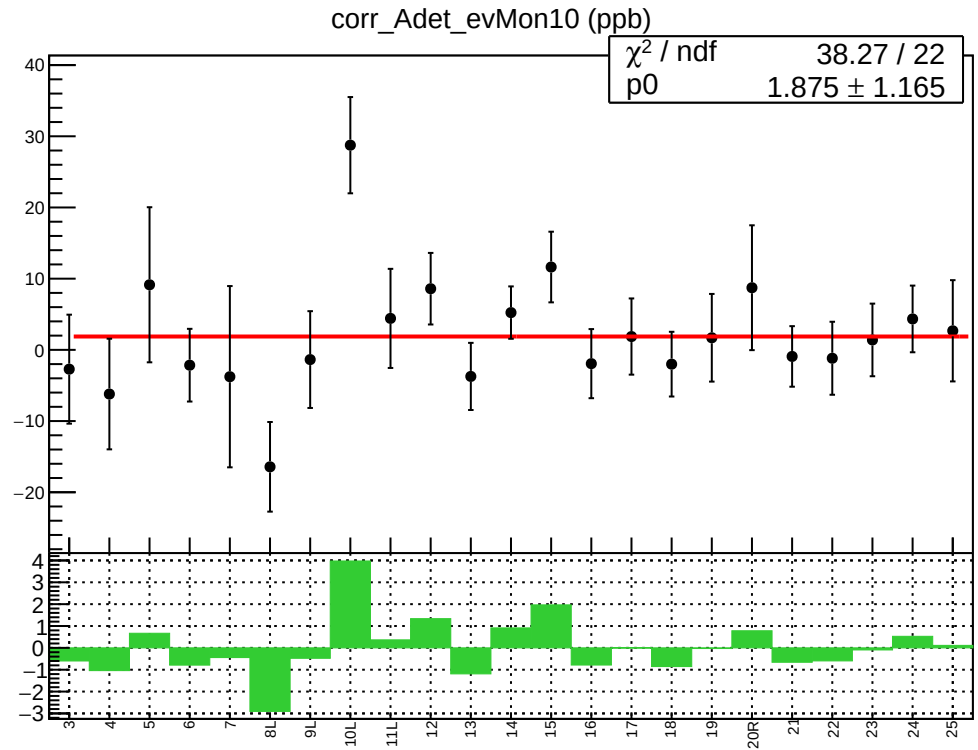
corr_Adet_evMon10 (ppb)
χ² / ndf 38.27 / 22
p0 1.875 ± 1.165
3
4
5
6
7
8L
9L
10L
11L
12
13
14
15
16
17
18
19
20R
21
22
23
24
25

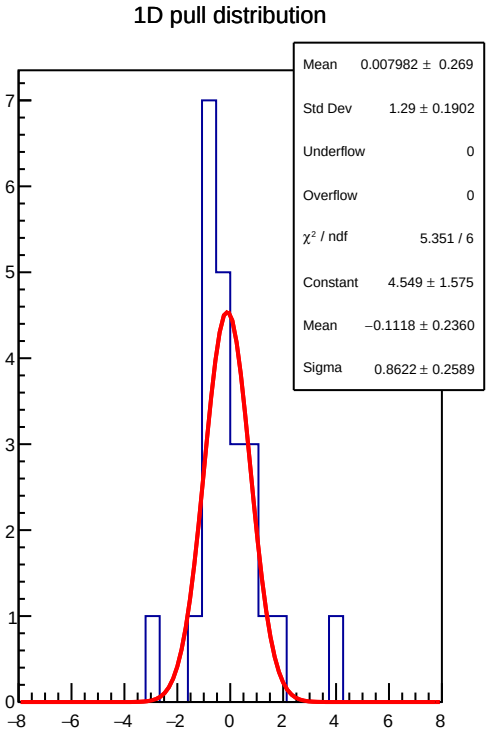
1D pull distribution
Mean 0.007982 ± 0.269
Std Dev 1.29 ± 0.1902
Underflow 0
Overflow 0
χ² / ndf 5.351 / 6
Constant 4.549 ± 1.575
Mean −0.1118 ± 0.2360
Sigma 0.8622 ± 0.2589

corr_Adet_evMon10 RMS (ppm)

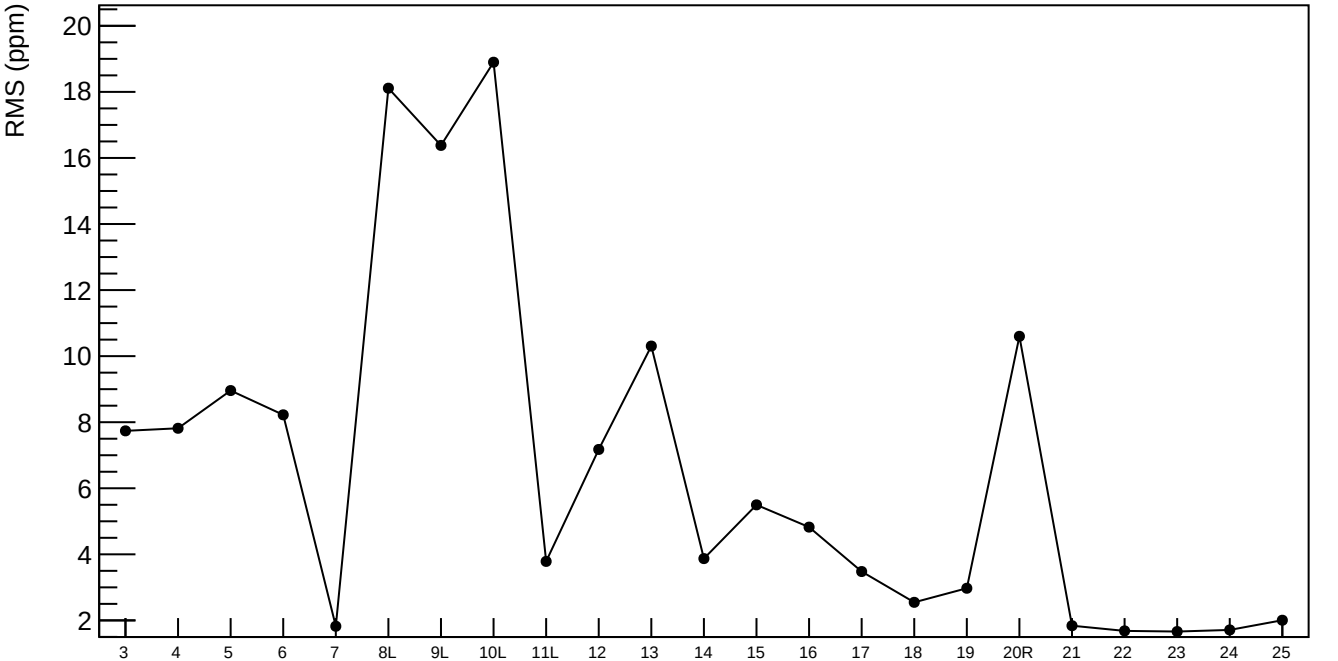

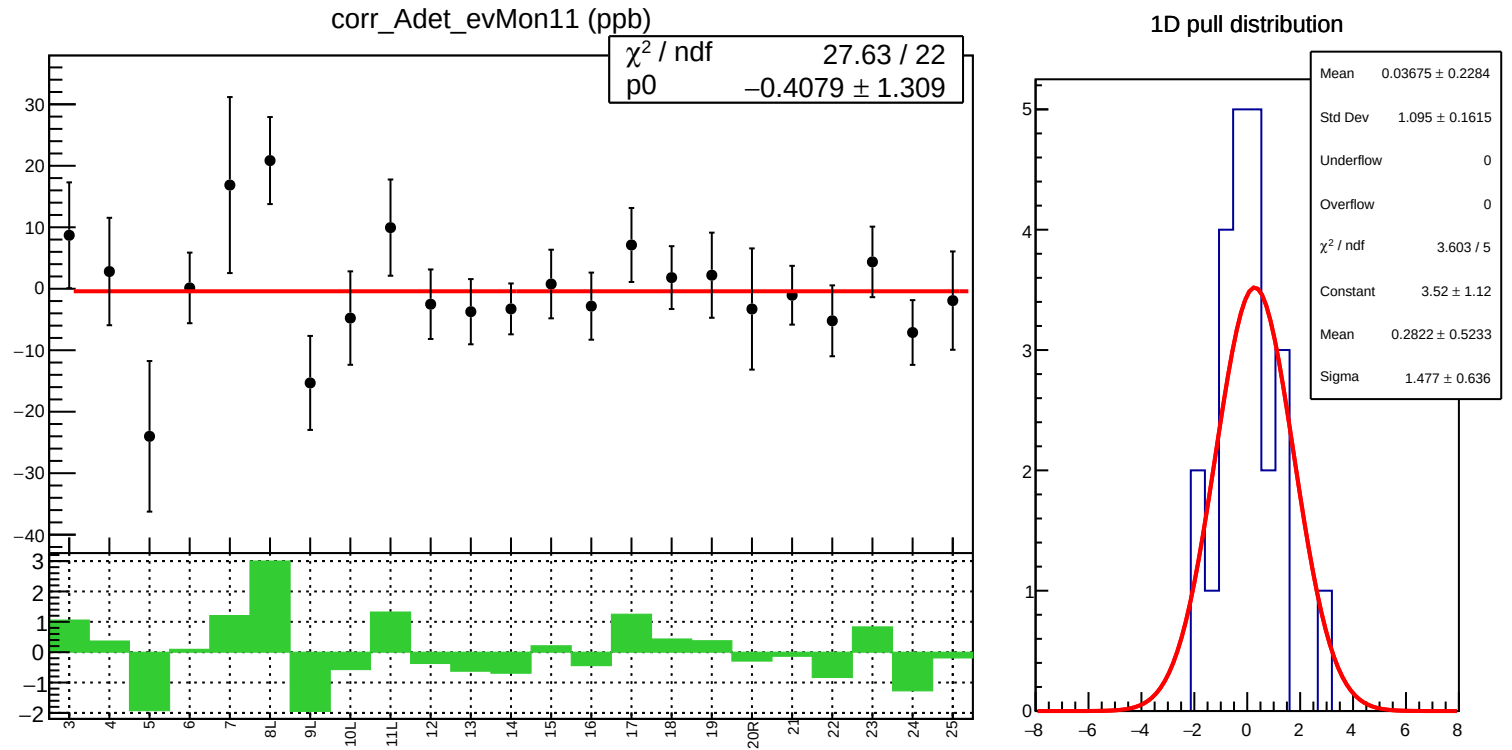
corr_Adet_evMon11 (ppb)
χ² / ndf 27.63 / 22
p0 −0.4079 ± 1.309
3
4
5
6
7
8L
9L
10L
11L
12
13
14
15
16
17
18
19
20R
21
22
23
24
25
1D pull distribution
Mean 0.03675 ± 0.2284
Std Dev 1.095 ± 0.1615
Underflow 0
Overflow 0
χ² / ndf 3.603 / 5
Constant 3.52 ± 1.12
Mean 0.2822 ± 0.5233
Sigma 1.477 ± 0.636

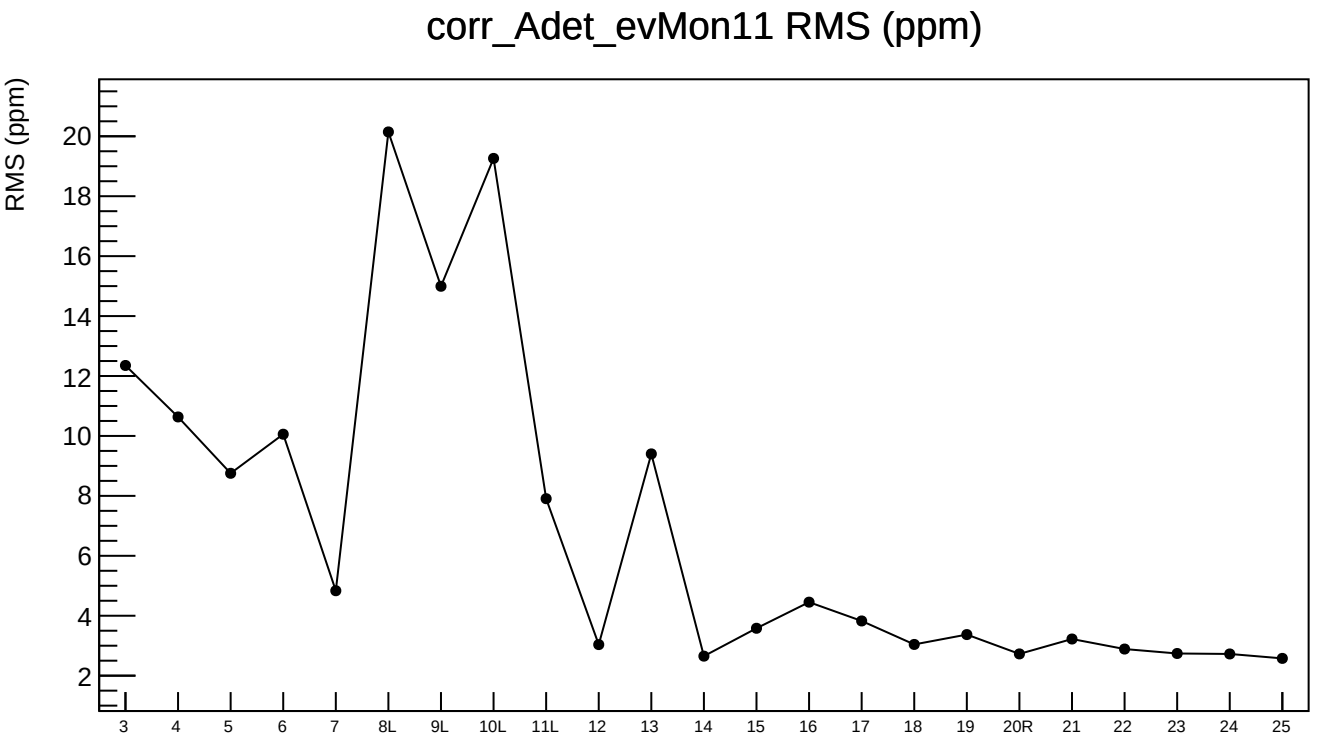
corr_Adet_evMon11 RMS (ppm)
RMS (ppm)
20
18
16
14
12
10
8
6
4
2
3
4
5
6
7
8L
9L
10L
11L
12
13
14
15
16
17
18
19
20R
21
22
23
24
25

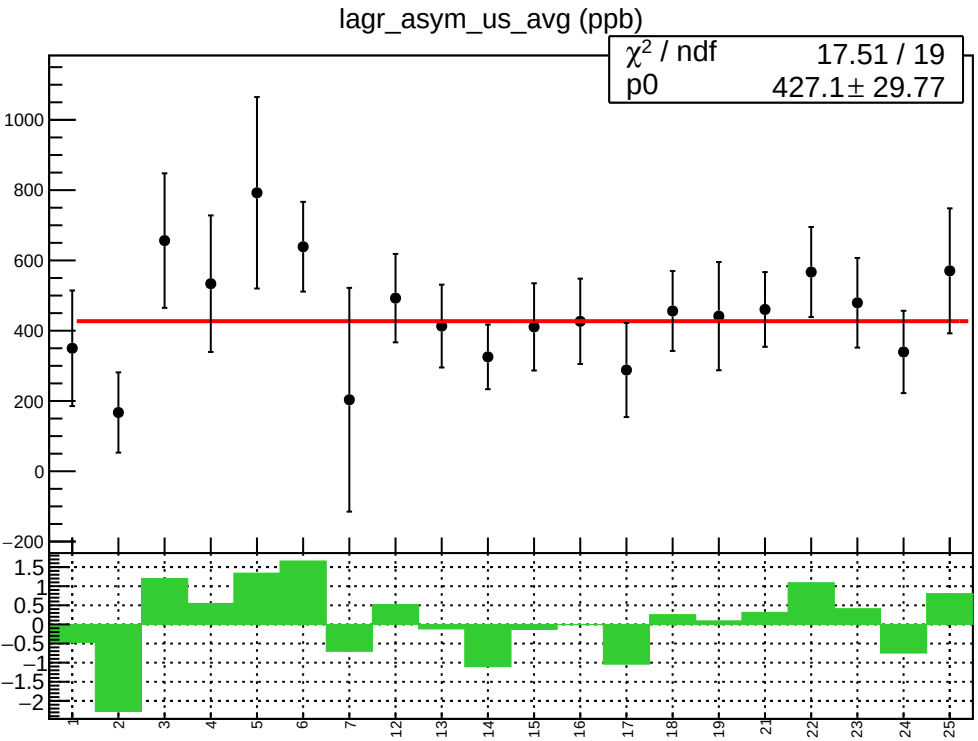
lagr_asym_us_avg (ppb)
χ² / ndf 17.51 / 19
p0 427.1 ± 29.77

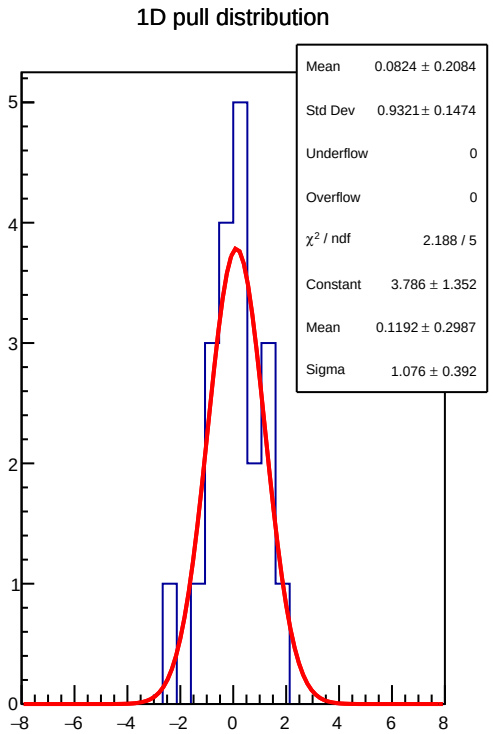
1D pull distribution
Mean 0.0824 ± 0.2084
Std Dev 0.9321 ± 0.1474
Underflow 0
Overflow 0
χ² / ndf 2.188 / 5
Constant 3.786 ± 1.352
Mean 0.1192 ± 0.2987
Sigma 1.076 ± 0.392

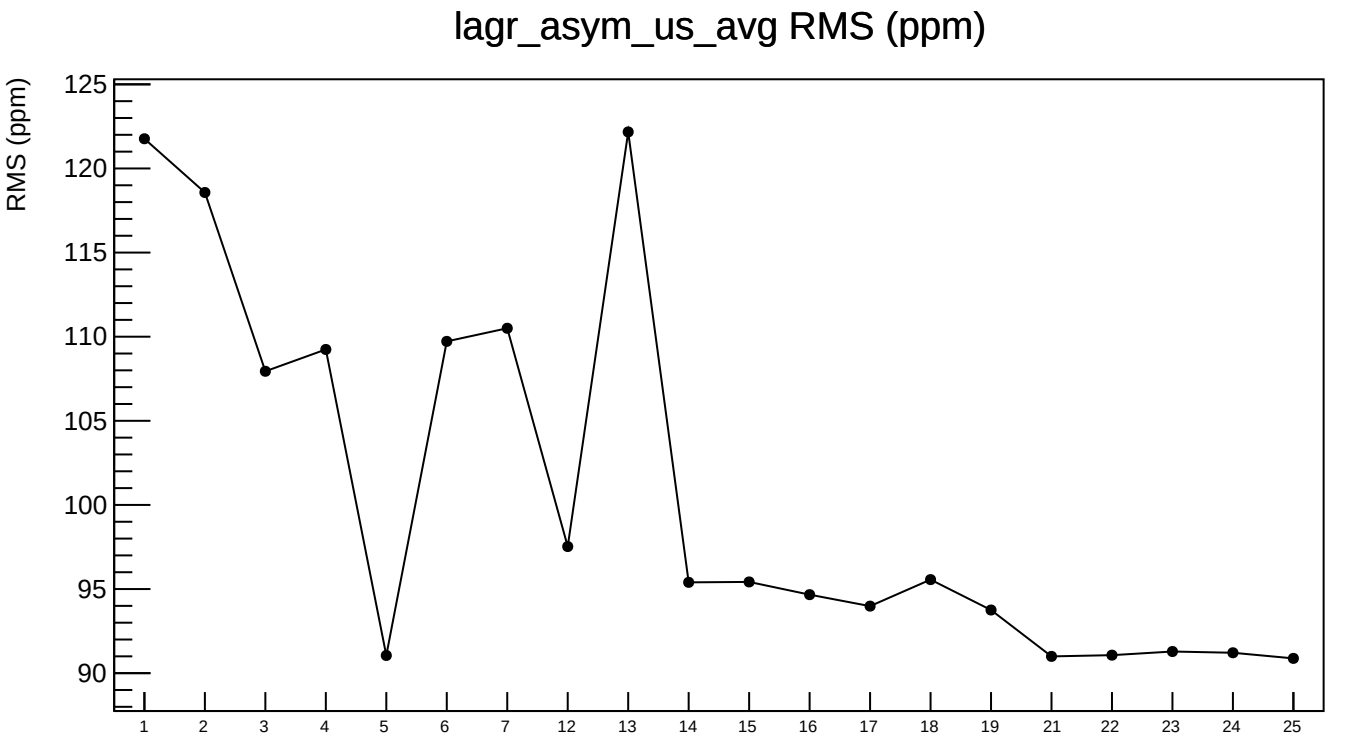
lagr_asym_us_avg RMS (ppm)
RMS (ppm)
125
120
115
110
105
100
95
90
1
2
3
4
5
6
7
12
13
14
15
16
17
18
19
21
22
23
24
25

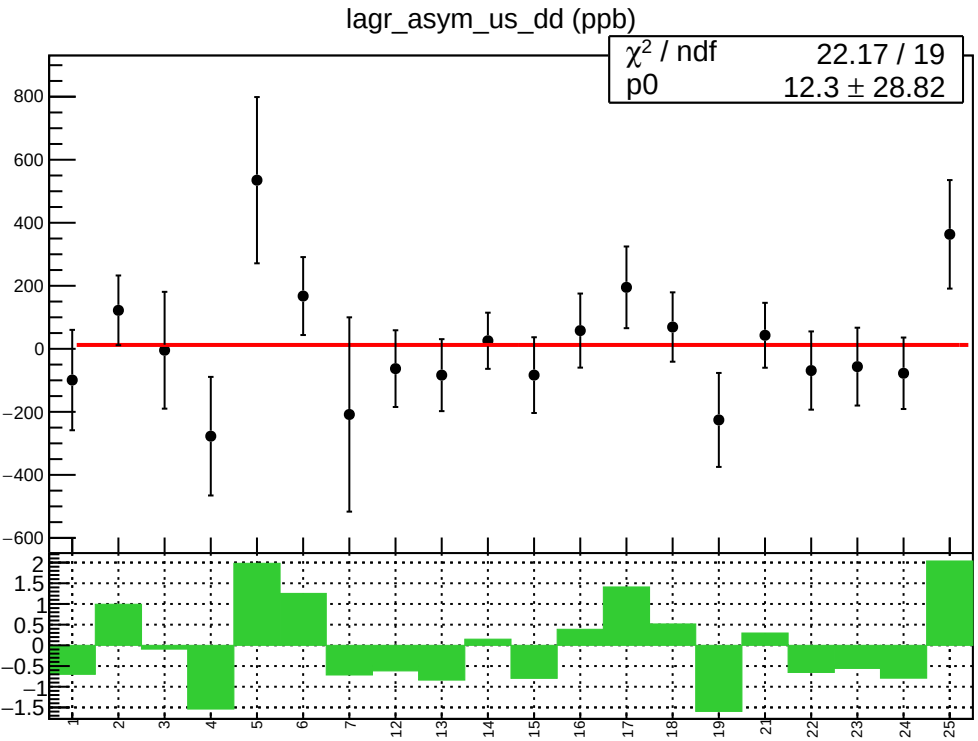
lagr_asym_us_dd (ppb)
χ² / ndf 22.17 / 19
p0 12.3 ± 28.82
800
600
400
200
0
−200
−400
−600
2
1.5
1
0.5
0
−0.5
−1
−1.5
1
2
3
4
5
6
7
12
13
14
15
16
17
18
19
21
22
23
24
25

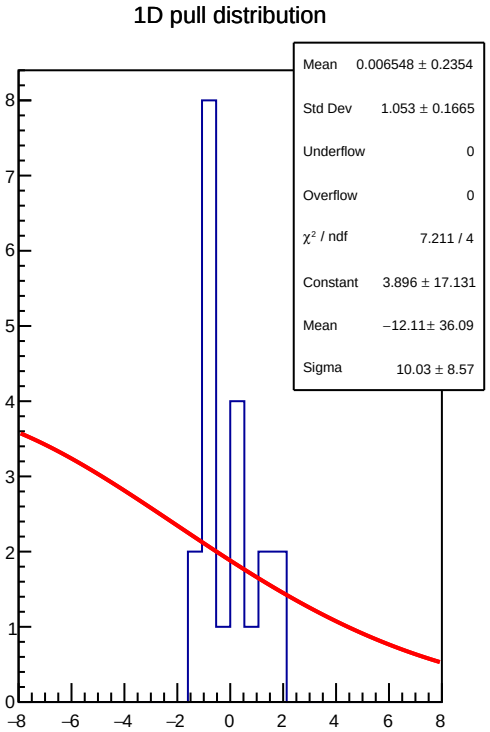
1D pull distribution
Mean 0.006548 ± 0.2354
Std Dev 1.053 ± 0.1665
Underflow 0
Overflow 0
χ² / ndf 7.211 / 4
Constant 3.896 ± 17.131
Mean −12.11± 36.09
Sigma 10.03 ± 8.57
8
7
6
5
4
3
2
1
0
−8
−6
−4
−2
0
2
4
6
8

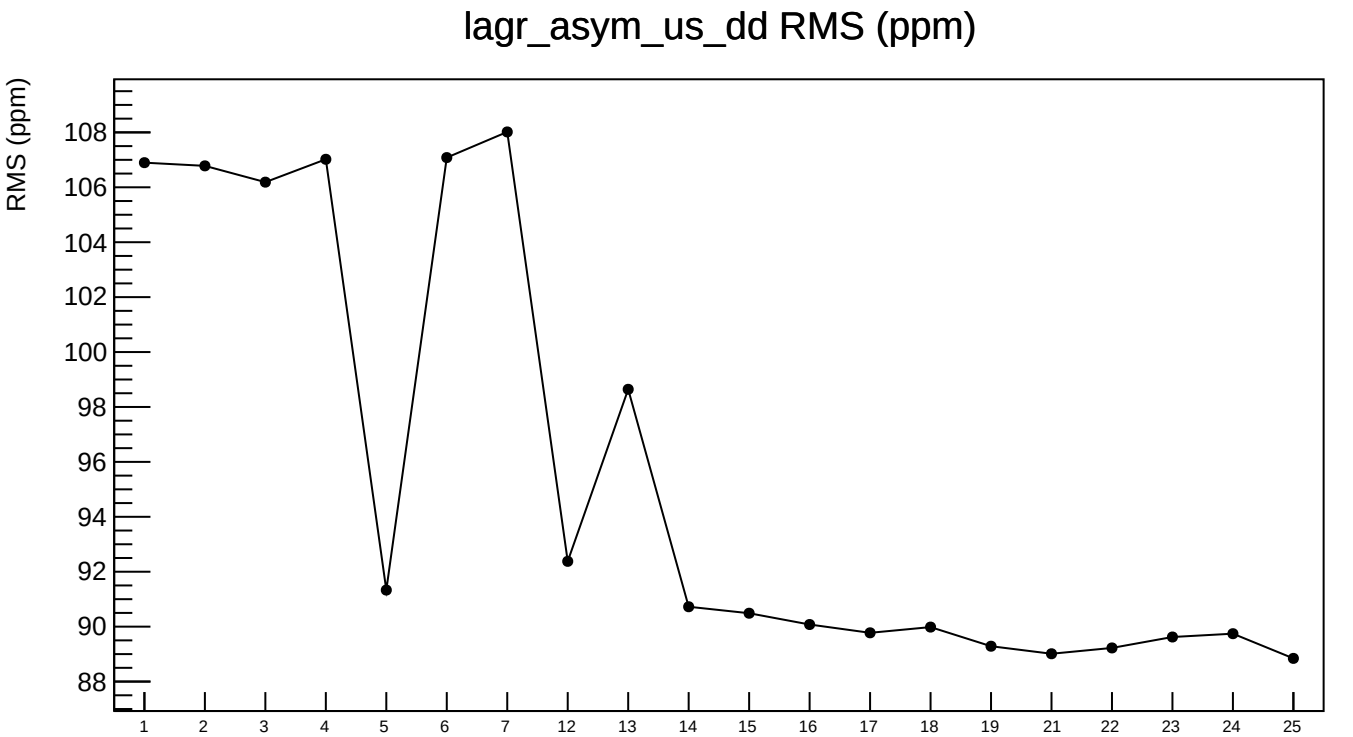
lagr_asym_us_dd RMS (ppm)
RMS (ppm)
108
106
104
102
100
98
96
94
92
90
88
1
2
3
4
5
6
7
12
13
14
15
16
17
18
19
21
22
23
24
25

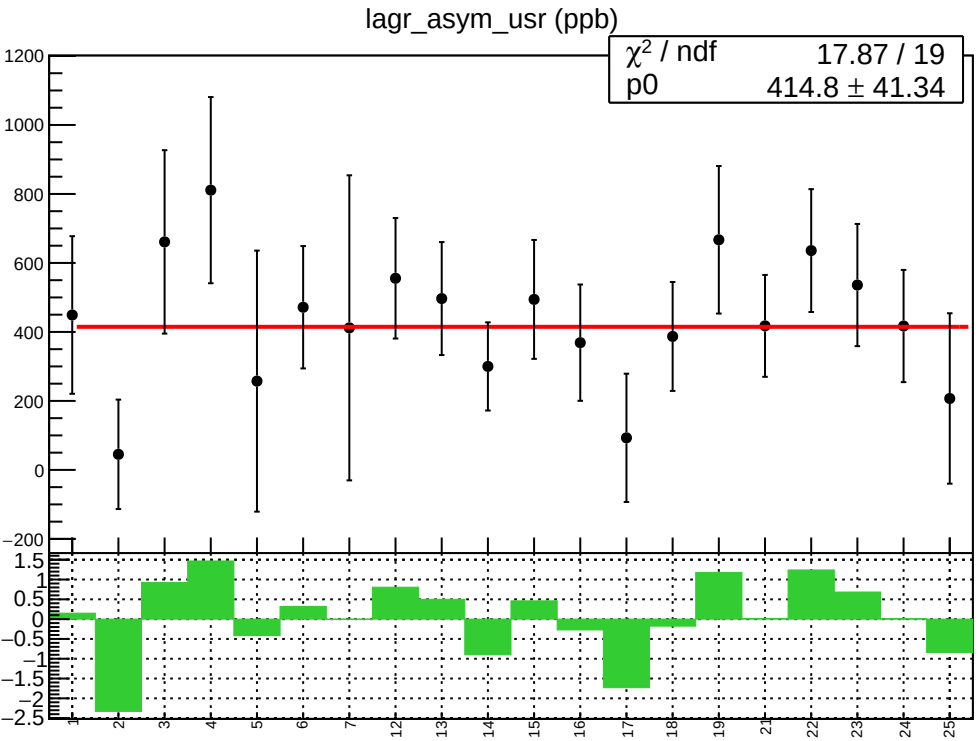
lagr_asym_usr (ppb)
χ² / ndf 17.87 / 19
p0 414.8 ± 41.34

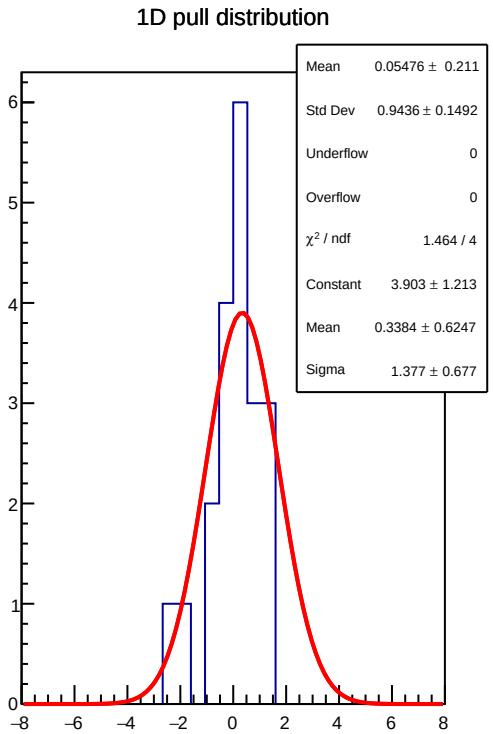
1D pull distribution
Mean 0.05476 ± 0.211
Std Dev 0.9436 ± 0.1492
Underflow 0
Overflow 0
χ² / ndf 1.464 / 4
Constant 3.903 ± 1.213
Mean 0.3384 ± 0.6247
Sigma 1.377 ± 0.677

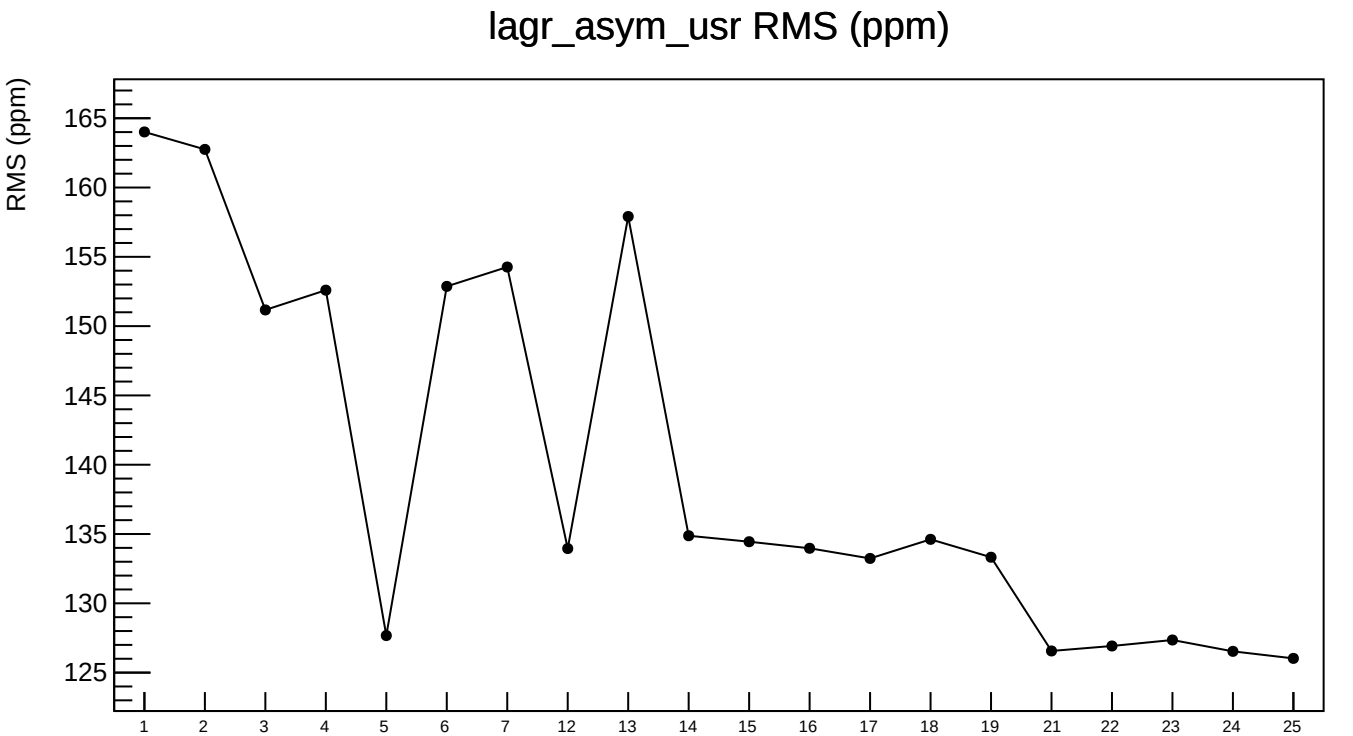
lagr_asym_usr RMS (ppm)
RMS (ppm)
165
160
155
150
145
140
135
130
125
1
2
3
4
5
6
7
12
13
14
15
16
17
18
19
21
22
23
24
25

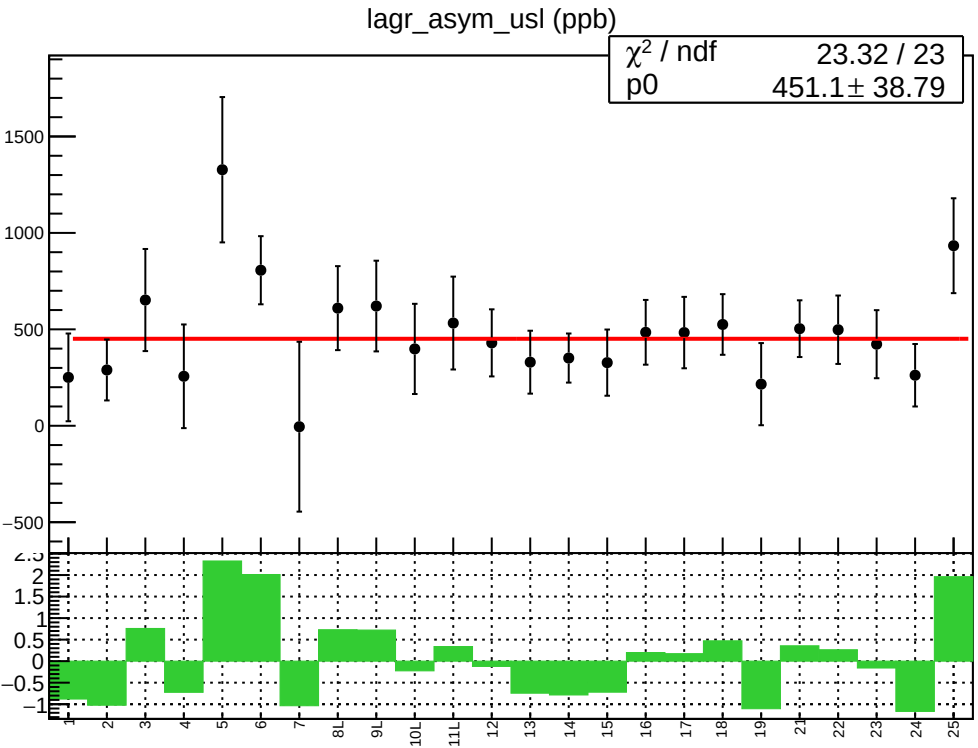
lagr_asym_usl (ppb)
χ² / ndf 23.32 / 23
p0 451.1 ± 38.79
1500
1000
500
0
−500
2.5
2
1.5
1
0.5
0
−0.5
−1
1
2
3
4
5
6
7
8L
9L
10L
11L
12
13
14
15
16
17
18
19
21
22
23
24
25

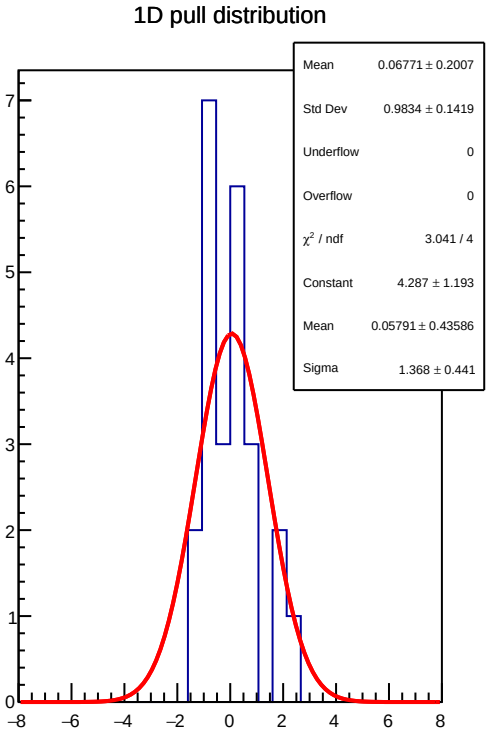
1D pull distribution
Mean 0.06771 ± 0.2007
Std Dev 0.9834 ± 0.1419
Underflow 0
Overflow 0
χ² / ndf 3.041 / 4
Constant 4.287 ± 1.193
Mean 0.05791 ± 0.43586
Sigma 1.368 ± 0.441
7
6
5
4
3
2
1
0
−8
−6
−4
−2
0
2
4
6
8

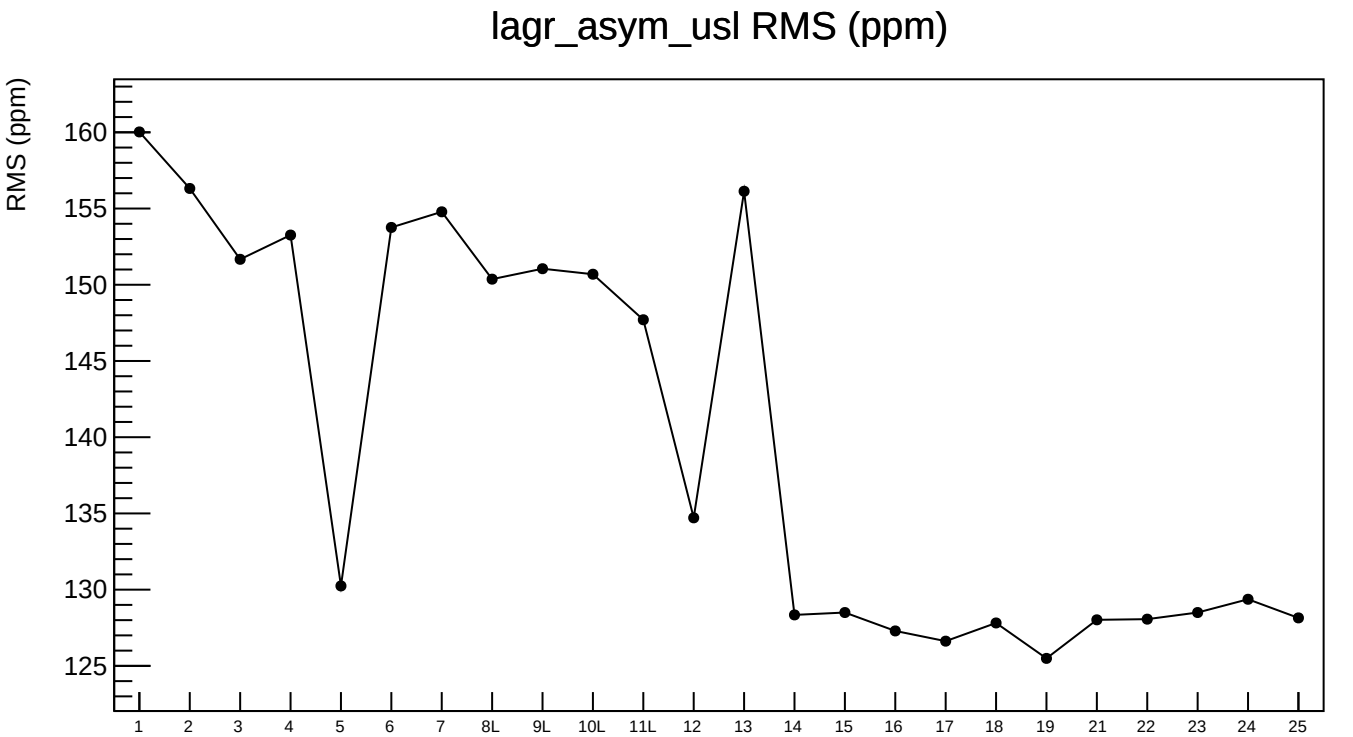
lagr_asym_usl RMS (ppm)
RMS (ppm)
160
155
150
145
140
135
130
125
1
2
3
4
5
6
7
8L
9L
10L
11L
12
13
14
15
16
17
18
19
21
22
23
24
25

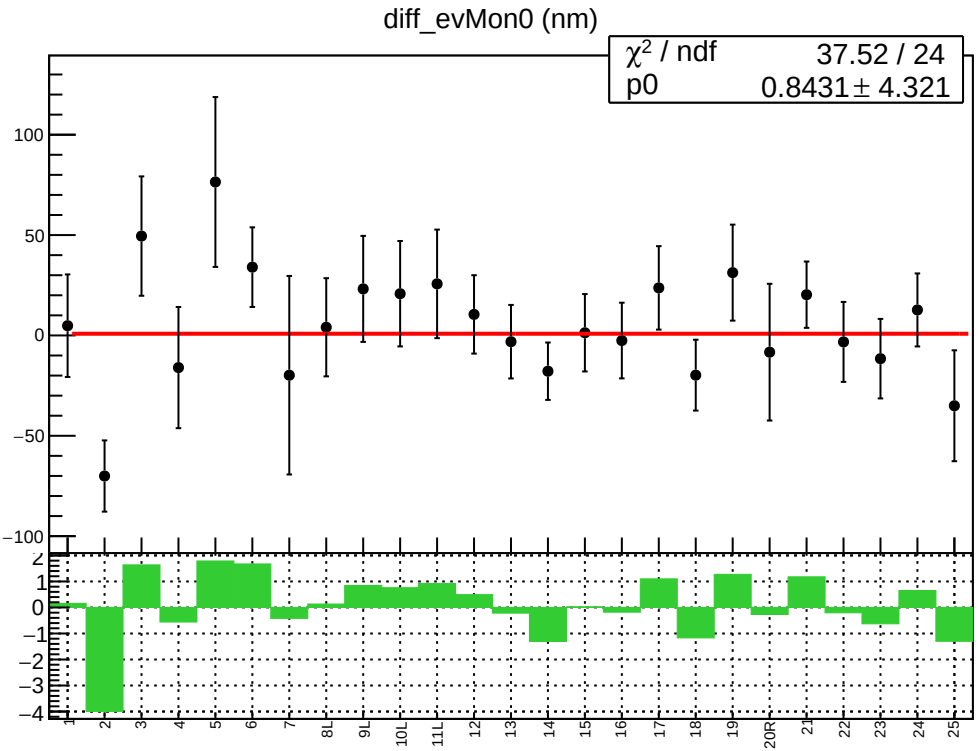
diff_evMon0 (nm)
χ² / ndf 37.52 / 24
p0 0.8431 ± 4.321
100
50
0
−50
−100
2
1
0
−1
−2
−3
−4
1
2
3
4
5
6
7
8L
9L
10L
11L
12
13
14
15
16
17
18
19
20R
21
22
23
24
25

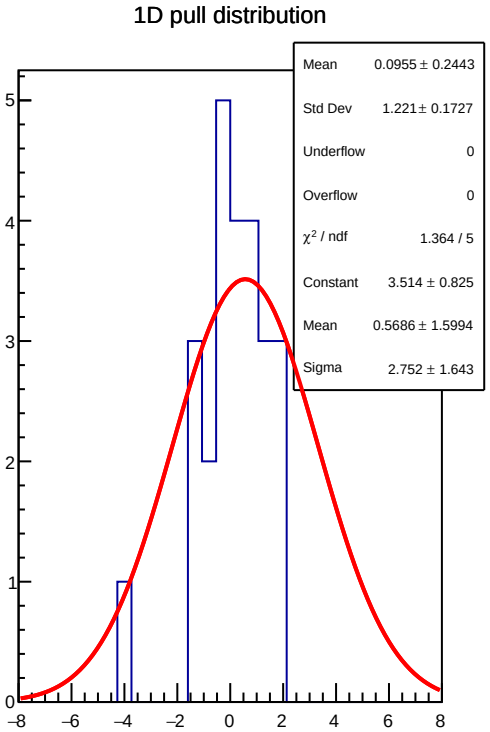
1D pull distribution
Mean 0.0955 ± 0.2443
Std Dev 1.221 ± 0.1727
Underflow 0
Overflow 0
χ² / ndf 1.364 / 5
Constant 3.514 ± 0.825
Mean 0.5686 ± 1.5994
Sigma 2.752 ± 1.643
5
4
3
2
1
0
−8
−6
−4
−2
0
2
4
6
8

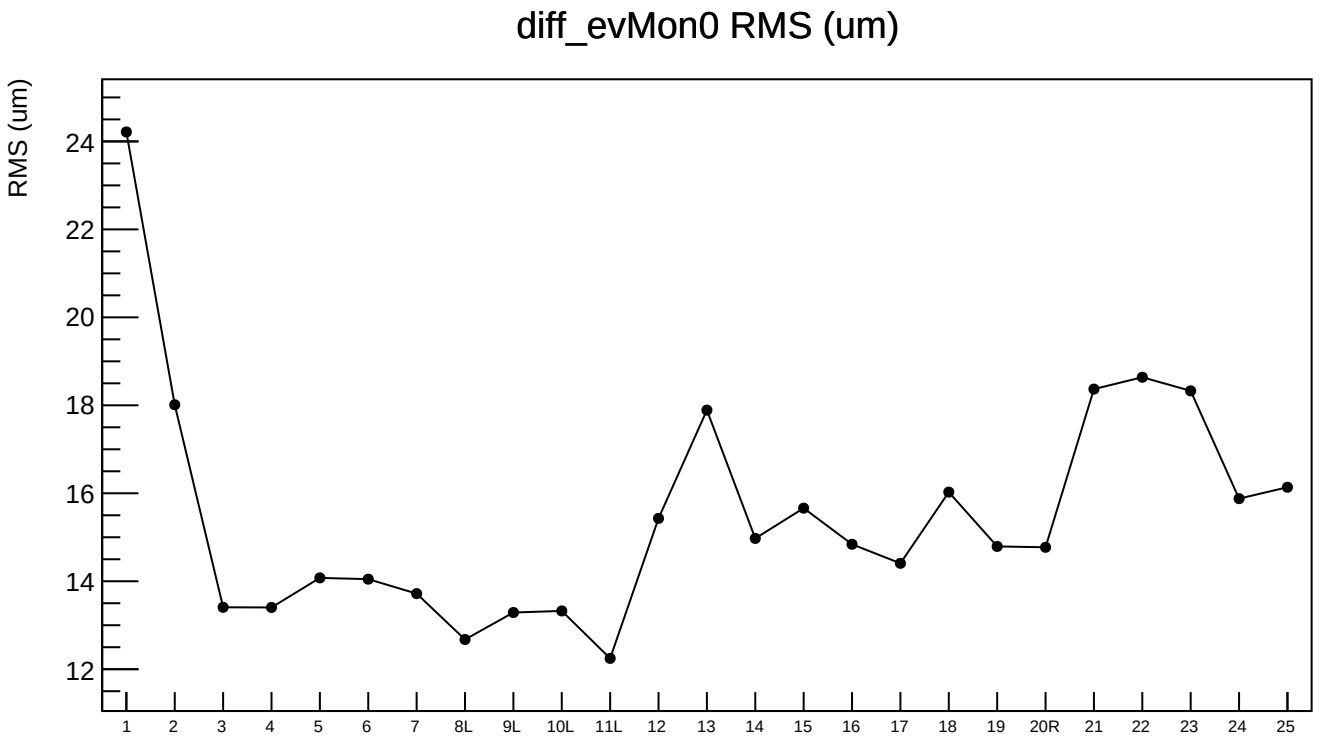
diff_evMon0 RMS (um)
RMS (um)
24
22
20
18
16
14
12
1
2
3
4
5
6
7
8L
9L
10L
11L
12
13
14
15
16
17
18
19
20R
21
22
23
24
25

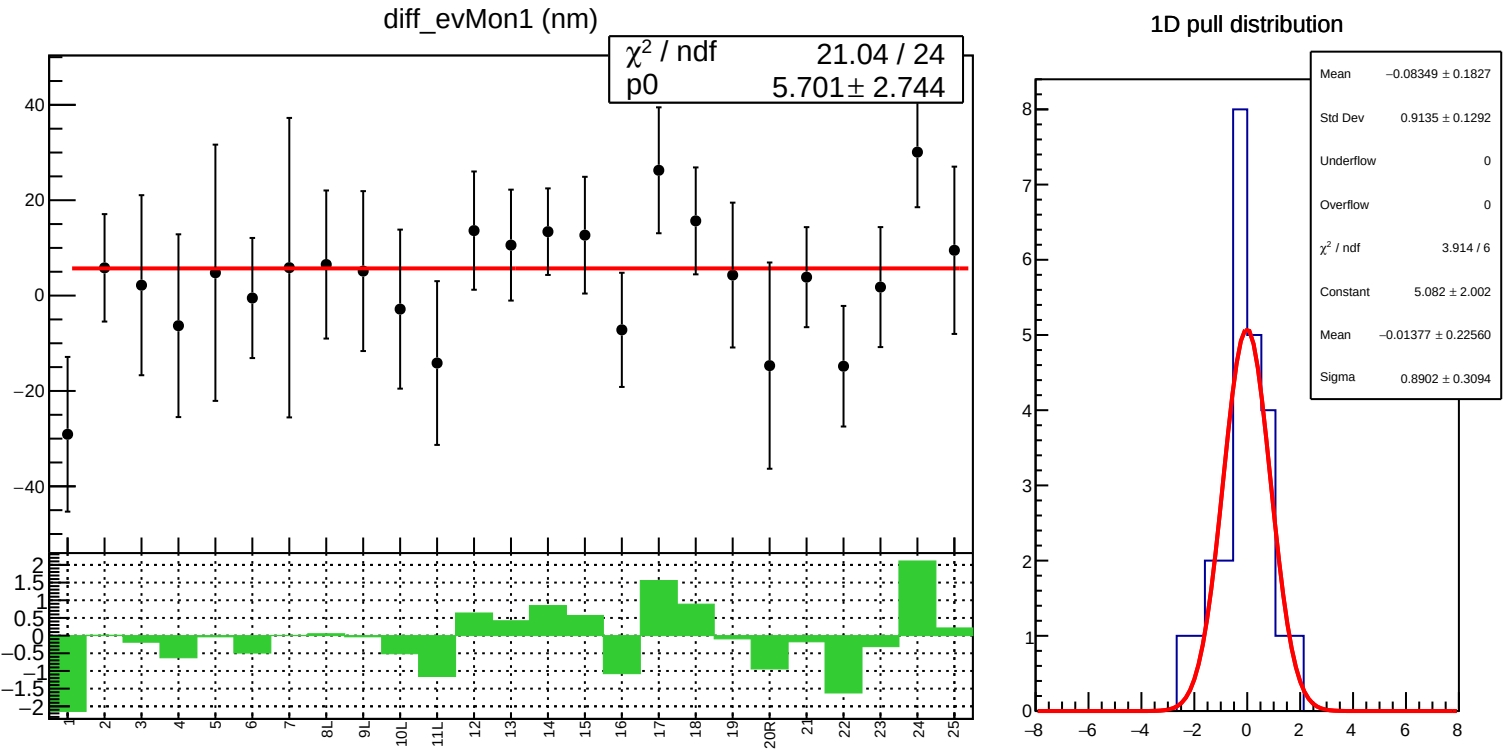
diff_evMon1 (nm)
χ² / ndf 21.04 / 24
p0 5.701 ± 2.744
1D pull distribution
Mean −0.08349 ± 0.1827
Std Dev 0.9135 ± 0.1292
Underflow 0
Overflow 0
χ² / ndf 3.914 / 6
Constant 5.082 ± 2.002
Mean −0.01377 ± 0.22560
Sigma 0.8902 ± 0.3094

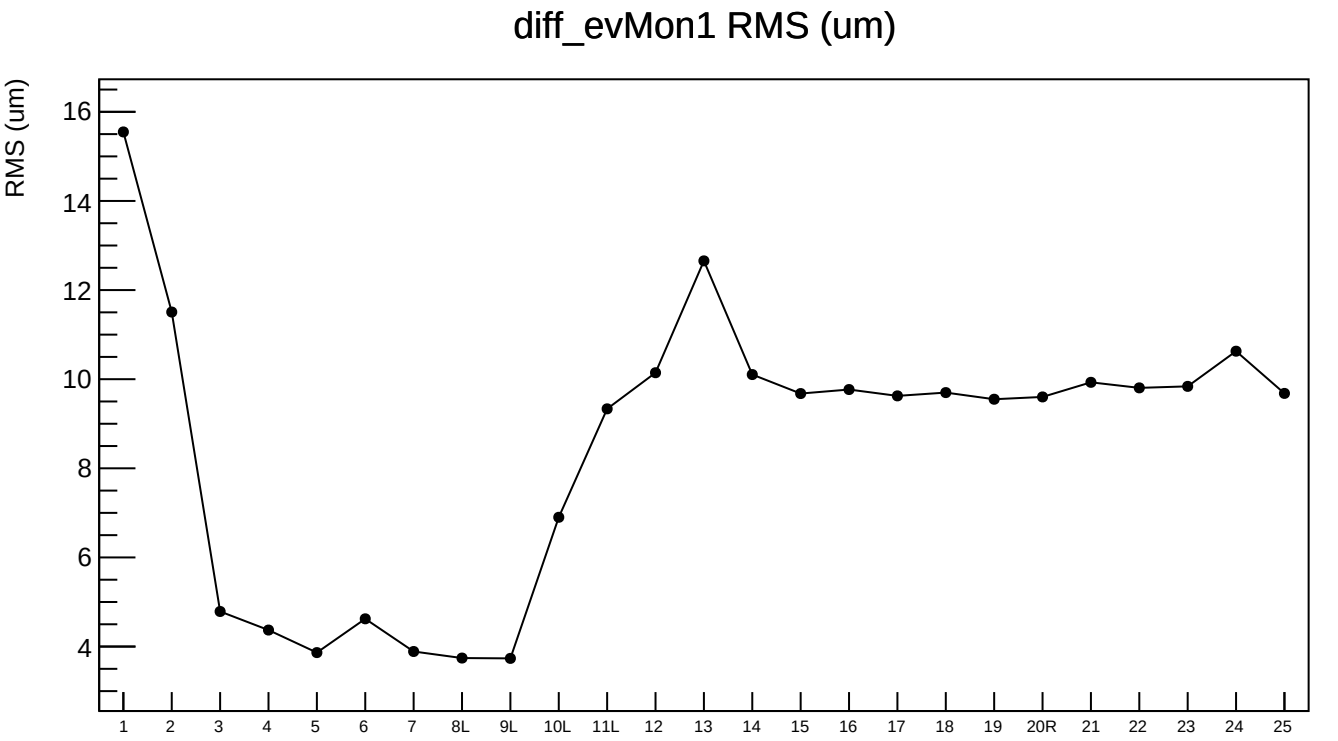
diff_evMon1 RMS (um)
RMS (um)
16
14
12
10
8
6
4
1
2
3
4
5
6
7
8L
9L
10L
11L
12
13
14
15
16
17
18
19
20R
21
22
23
24
25

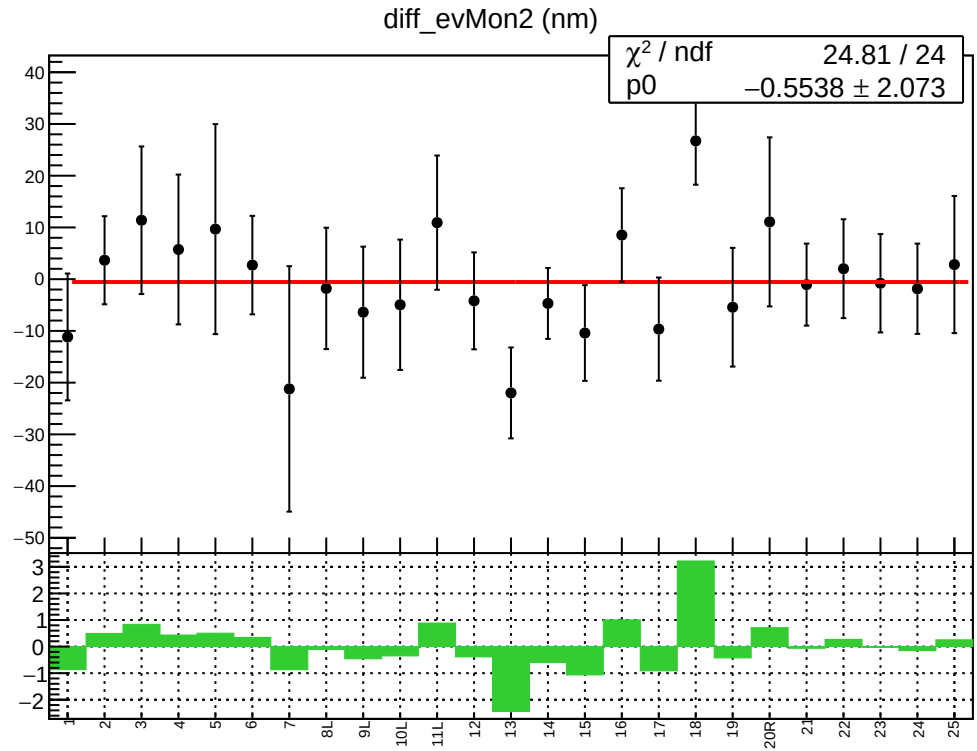
diff_evMon2 (nm)
χ² / ndf 24.81 / 24
p0 −0.5538 ± 2.073
1
2
3
4
5
6
7
8L
9L
10L
11L
12
13
14
15
16
17
18
19
20R
21
22
23
24
25

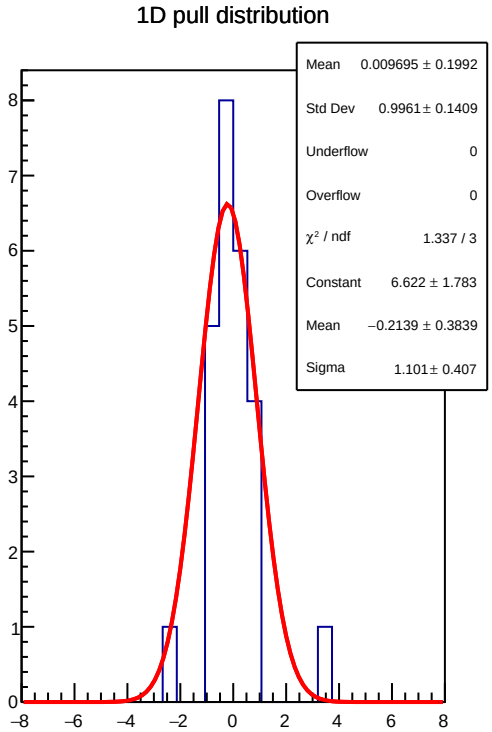
1D pull distribution
Mean 0.009695 ± 0.1992
Std Dev 0.9961 ± 0.1409
Underflow 0
Overflow 0
χ² / ndf 1.337 / 3
Constant 6.622 ± 1.783
Mean −0.2139 ± 0.3839
Sigma 1.101 ± 0.407

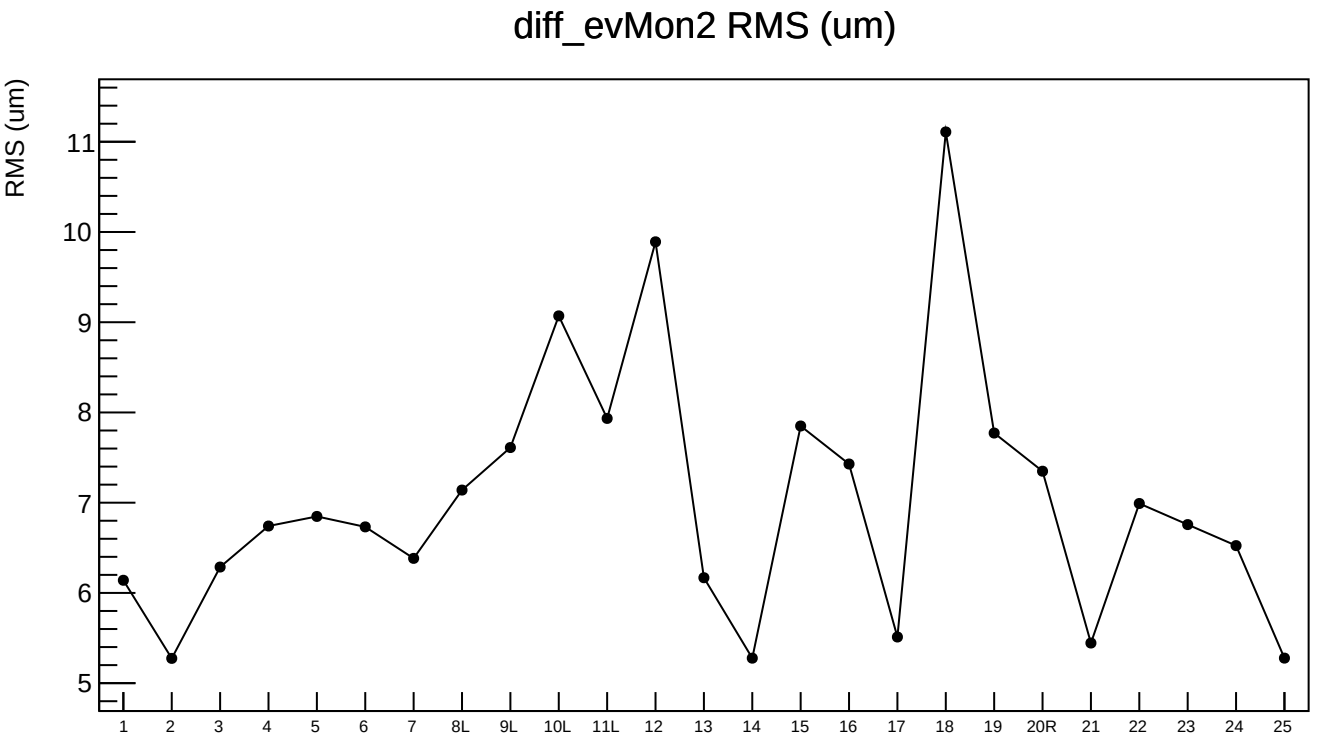
diff_evMon2 RMS (um)
RMS (um)
11
10
9
8
7
6
5
1
2
3
4
5
6
7
8L
9L
10L
11L
12
13
14
15
16
17
18
19
20R
21
22
23
24
25

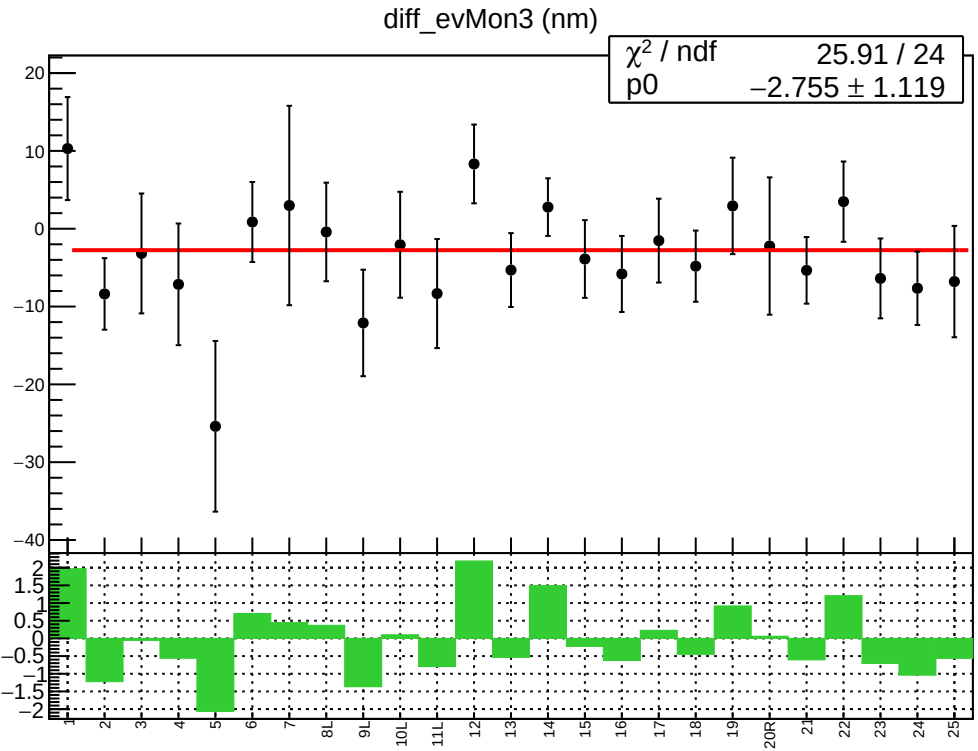
diff_evMon3 (nm)
χ² / ndf 25.91 / 24
p0 −2.755 ± 1.119
1 2 3 4 5 6 7 8L 9L 10L 11L 12 13 14 15 16 17 18 19 20R 21 22 23 24 25

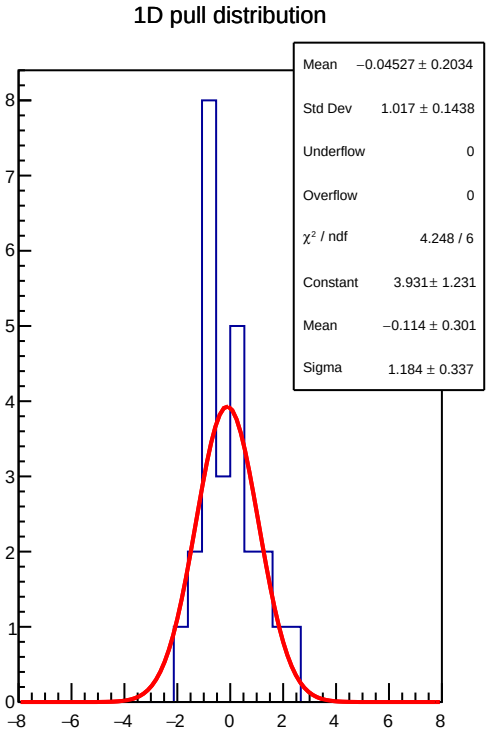
1D pull distribution
Mean −0.04527 ± 0.2034
Std Dev 1.017 ± 0.1438
Underflow 0
Overflow 0
χ² / ndf 4.248 / 6
Constant 3.931± 1.231
Mean −0.114 ± 0.301
Sigma 1.184 ± 0.337

diff_evMon3 RMS (um)

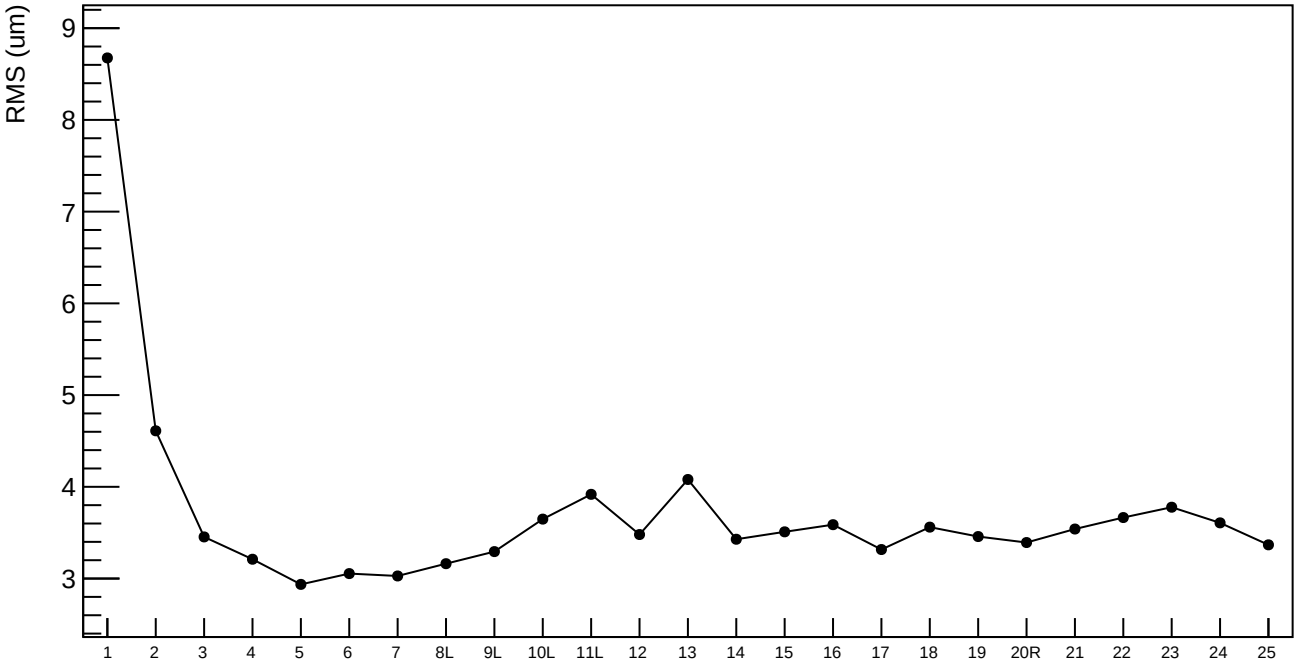

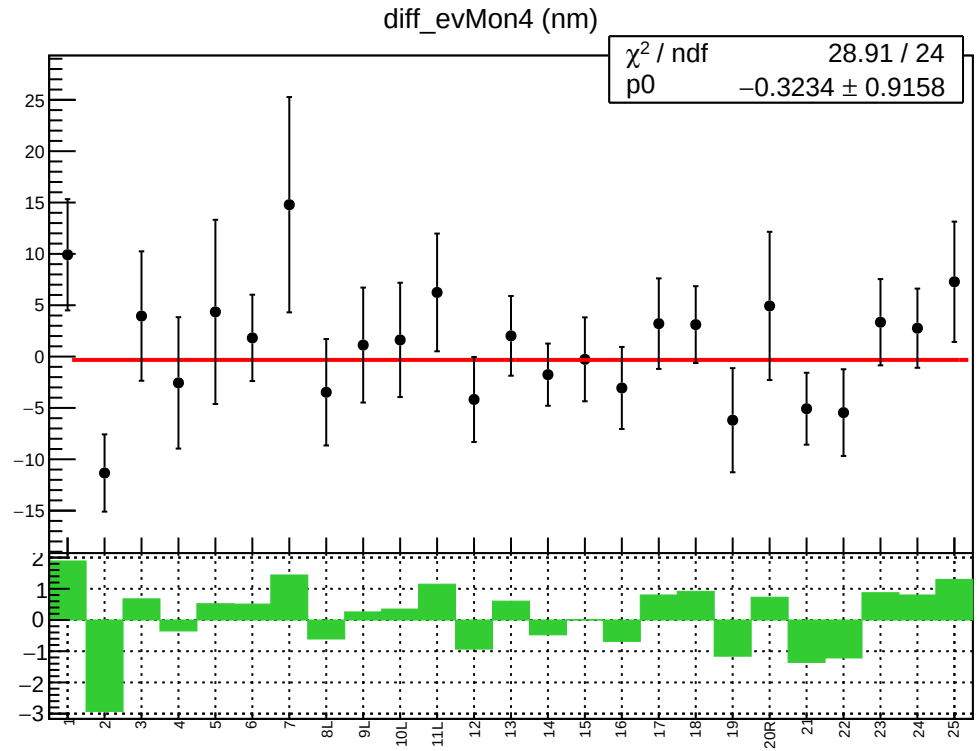
diff_evMon4 (nm)
χ² / ndf 28.91 / 24
p0 −0.3234 ± 0.9158
1
2
3
4
5
6
7
8L
9L
10L
11L
12
13
14
15
16
17
18
19
20R
21
22
23
24
25

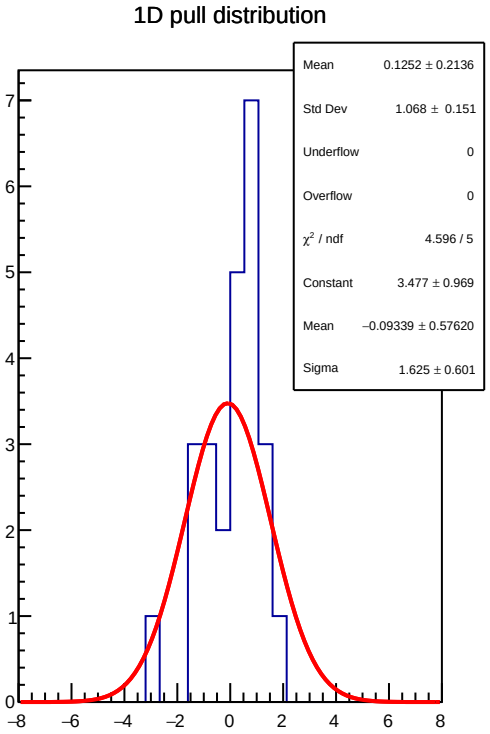
1D pull distribution
Mean 0.1252 ± 0.2136
Std Dev 1.068 ± 0.151
Underflow 0
Overflow 0
χ² / ndf 4.596 / 5
Constant 3.477 ± 0.969
Mean −0.09339 ± 0.57620
Sigma 1.625 ± 0.601

diff_evMon4 RMS (um)

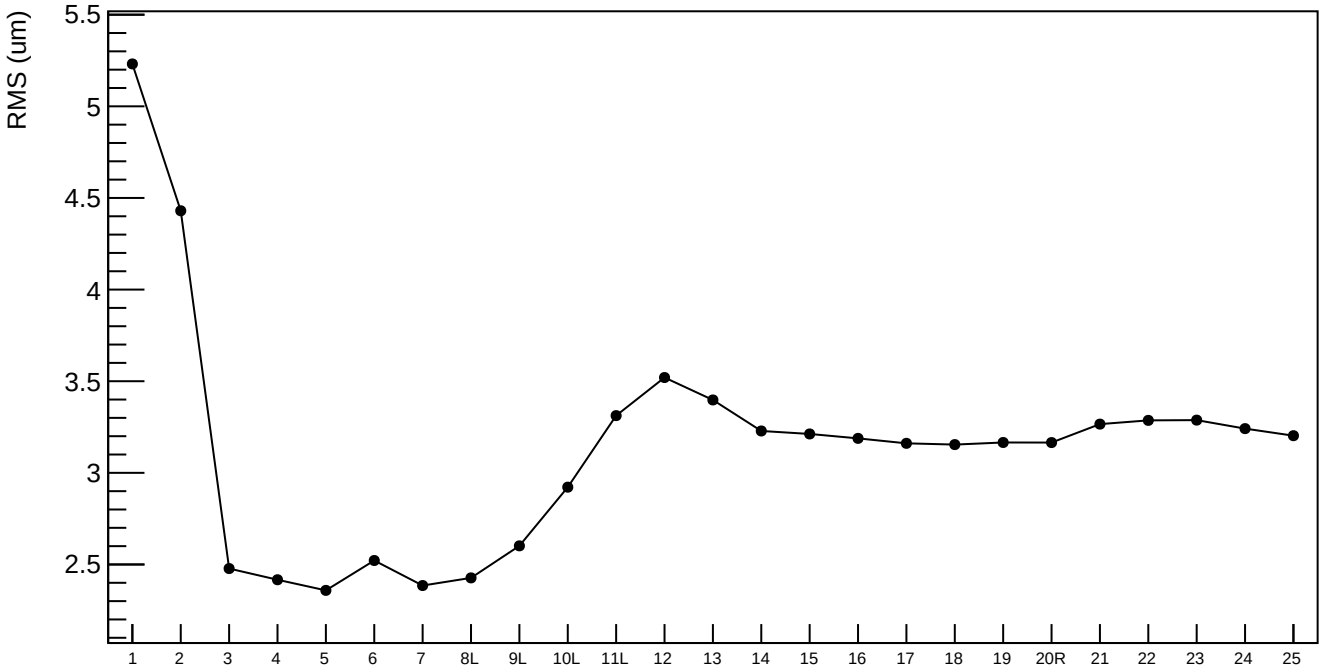

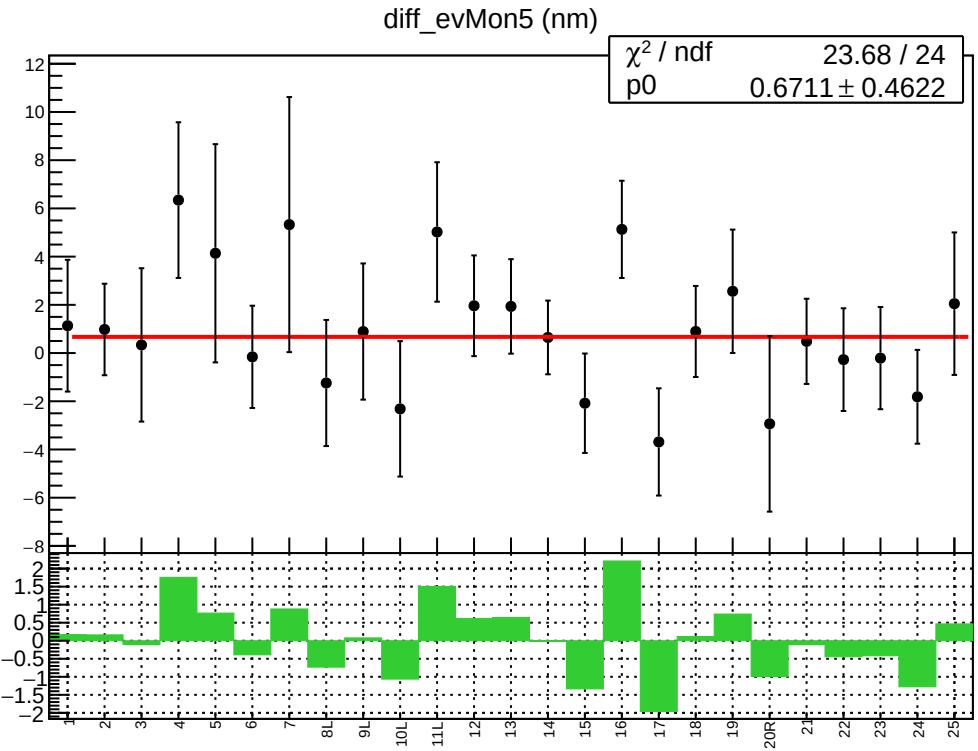
diff_evMon5 (nm)
χ² / ndf 23.68 / 24
p0 0.6711 ± 0.4622
1 2 3 4 5 6 7 8L 9L 10L 11L 12 13 14 15 16 17 18 19 20R 21 22 23 24 25

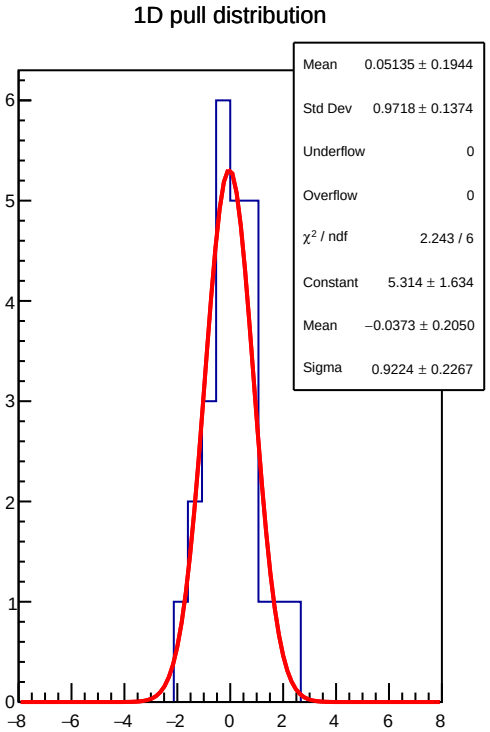
1D pull distribution
Mean 0.05135 ± 0.1944
Std Dev 0.9718 ± 0.1374
Underflow 0
Overflow 0
χ² / ndf 2.243 / 6
Constant 5.314 ± 1.634
Mean −0.0373 ± 0.2050
Sigma 0.9224 ± 0.2267

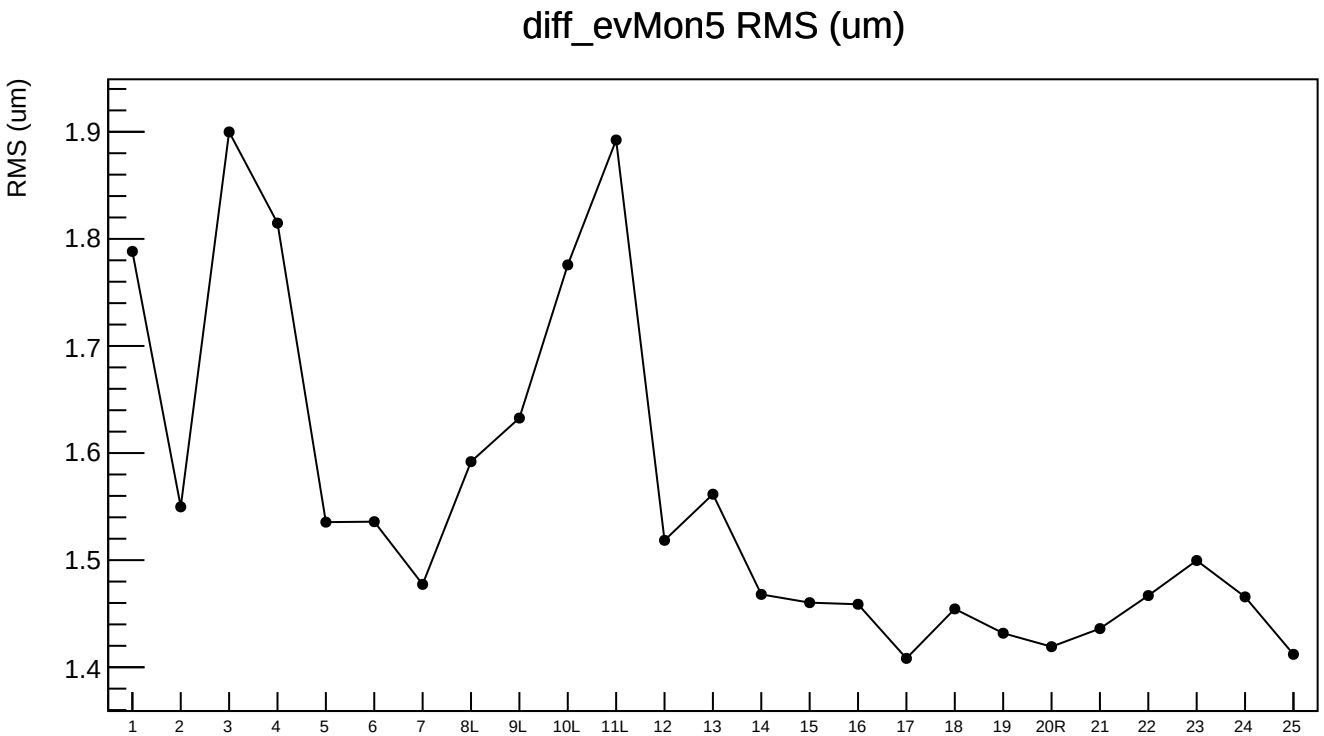
diff_evMon5 RMS (um)
RMS (um)
1.9
1.8
1.7
1.6
1.5
1.4
1
2
3
4
5
6
7
8L
9L
10L
11L
12
13
14
15
16
17
18
19
20R
21
22
23
24
25

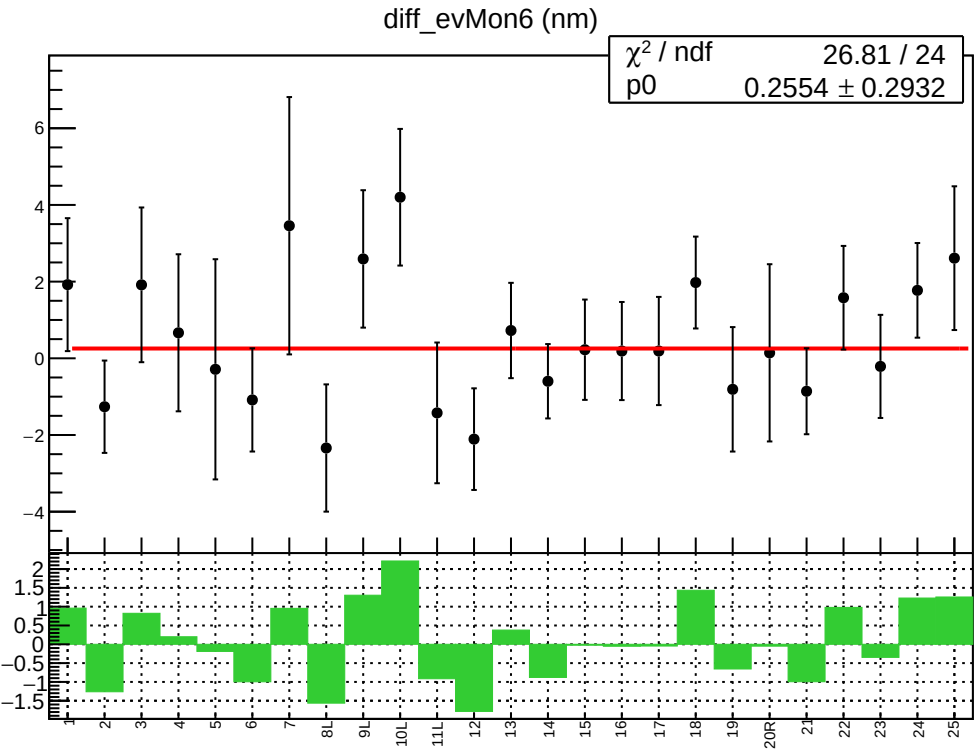
diff_evMon6 (nm)
χ² / ndf 26.81 / 24
p0 0.2554 ± 0.2932
1 2 3 4 5 6 7 8L 9L 10L 11L 12 13 14 15 16 17 18 19 20R 21 22 23 24 25

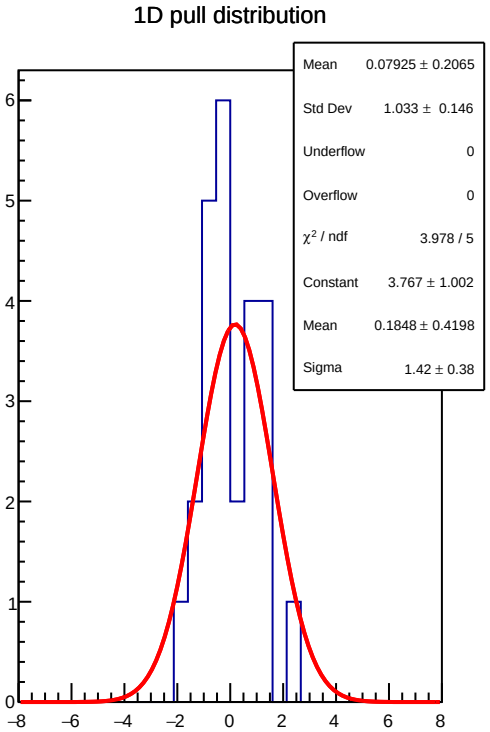
1D pull distribution
Mean 0.07925 ± 0.2065
Std Dev 1.033 ± 0.146
Underflow 0
Overflow 0
χ² / ndf 3.978 / 5
Constant 3.767 ± 1.002
Mean 0.1848 ± 0.4198
Sigma 1.42 ± 0.38

diff_evMon6 RMS (um)

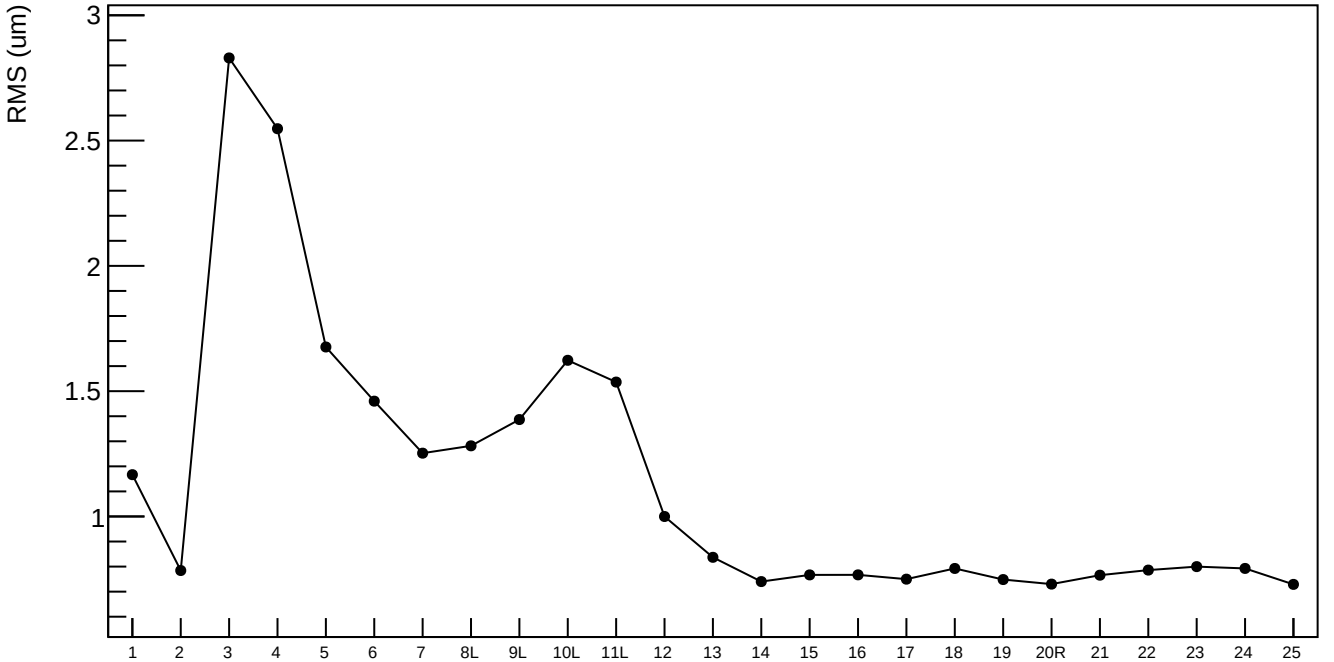

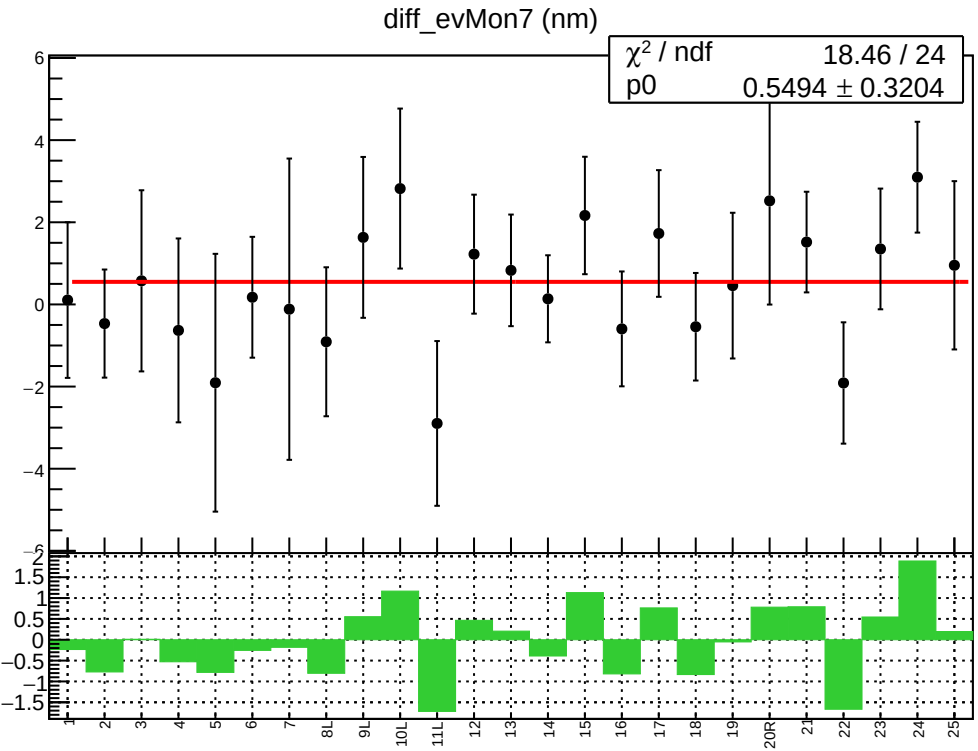
diff_evMon7 (nm)
χ² / ndf 18.46 / 24
p0 0.5494 ± 0.3204
1 2 3 4 5 6 7 8L 9L 10L 11L 12 13 14 15 16 17 18 19 20R 21 22 23 24 25

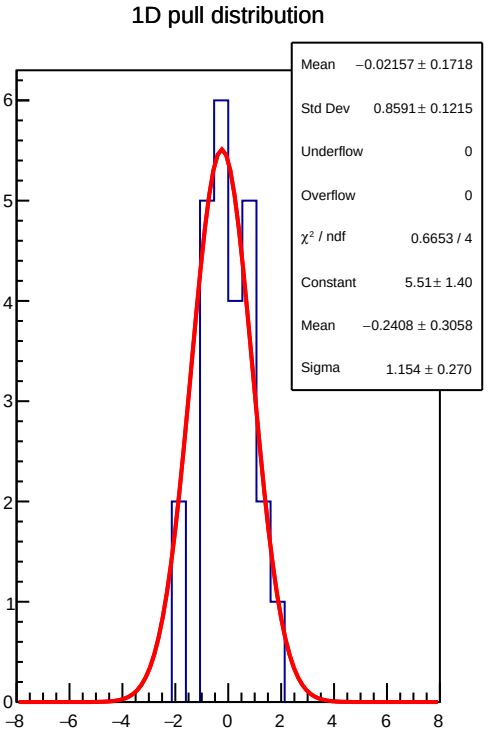
1D pull distribution
Mean −0.02157 ± 0.1718
Std Dev 0.8591 ± 0.1215
Underflow 0
Overflow 0
χ² / ndf 0.6653 / 4
Constant 5.51 ± 1.40
Mean −0.2408 ± 0.3058
Sigma 1.154 ± 0.270

diff_evMon7 RMS (um)

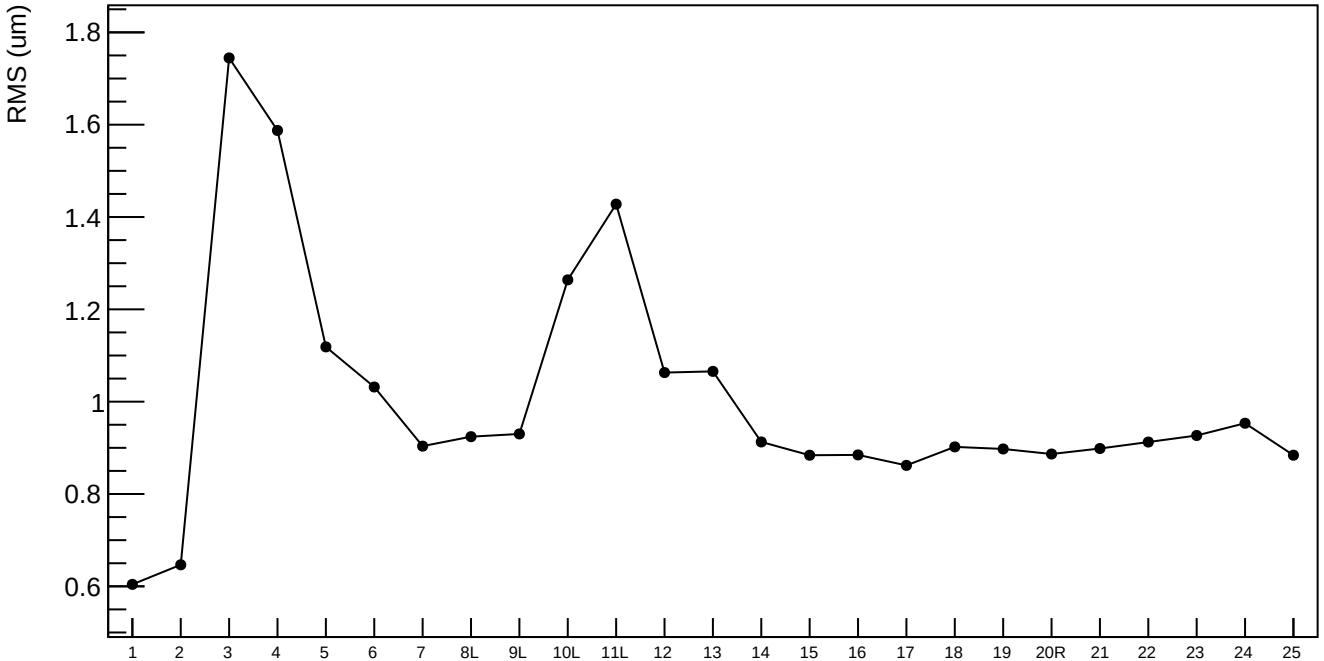

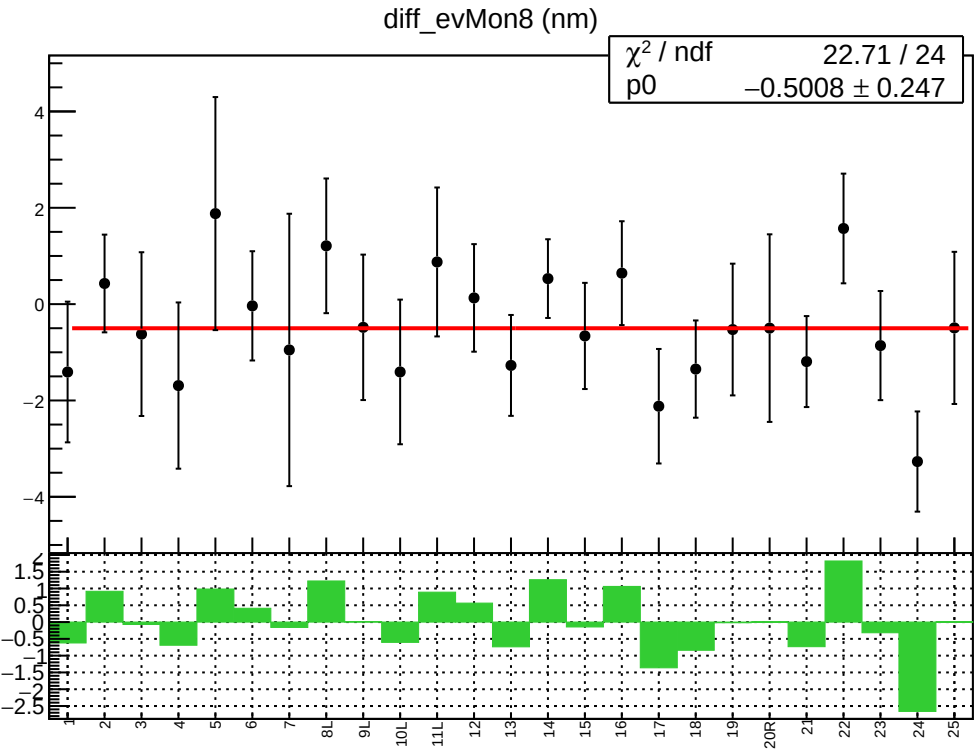
diff_evMon8 (nm)
χ² / ndf 22.71 / 24
p0 −0.5008 ± 0.247
1 2 3 4 5 6 7 8L 9L 10L 11L 12 13 14 15 16 17 18 19 20R 21 22 23 24 25

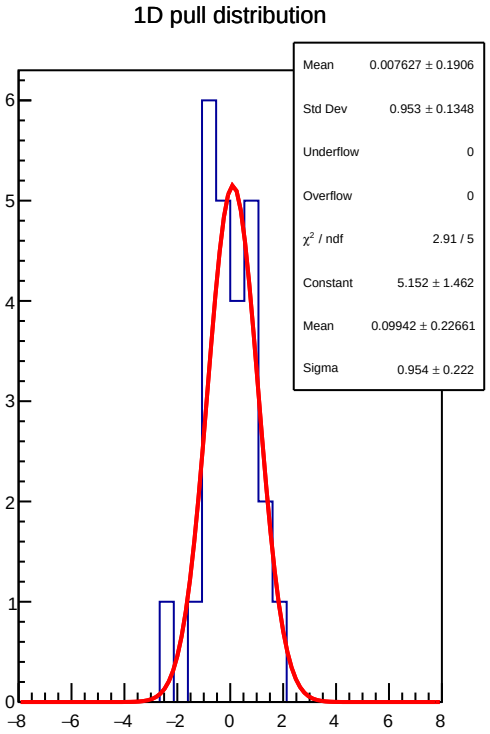
1D pull distribution
Mean 0.007627 ± 0.1906
Std Dev 0.953 ± 0.1348
Underflow 0
Overflow 0
χ² / ndf 2.91 / 5
Constant 5.152 ± 1.462
Mean 0.09942 ± 0.22661
Sigma 0.954 ± 0.222

diff_evMon8 RMS (um)

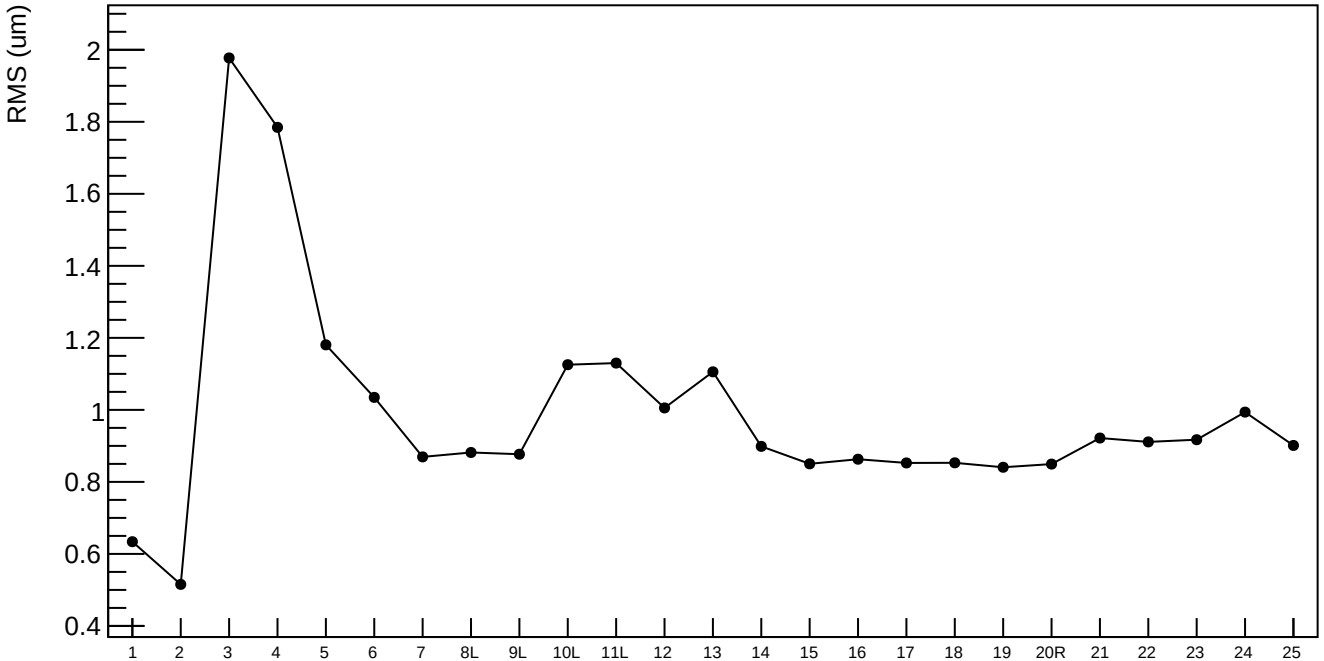

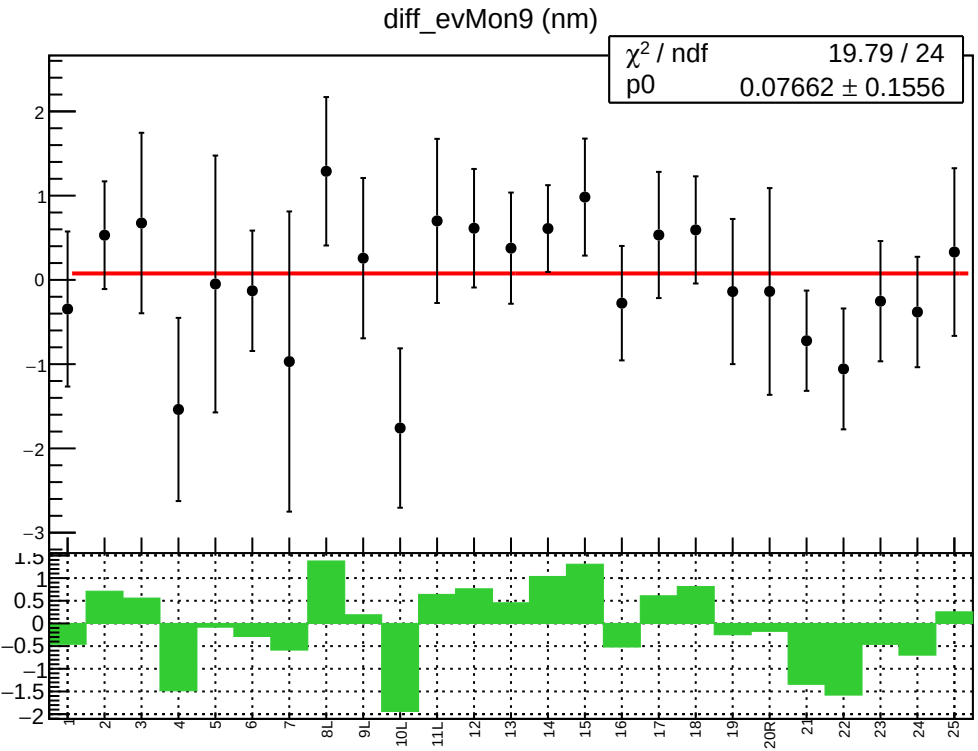
diff_evMon9 (nm)
χ² / ndf 19.79 / 24
p0 0.07662 ± 0.1556
1 2 3 4 5 6 7 8L 9L 10L 11L 12 13 14 15 16 17 18 19 20R 21 22 23 24 25

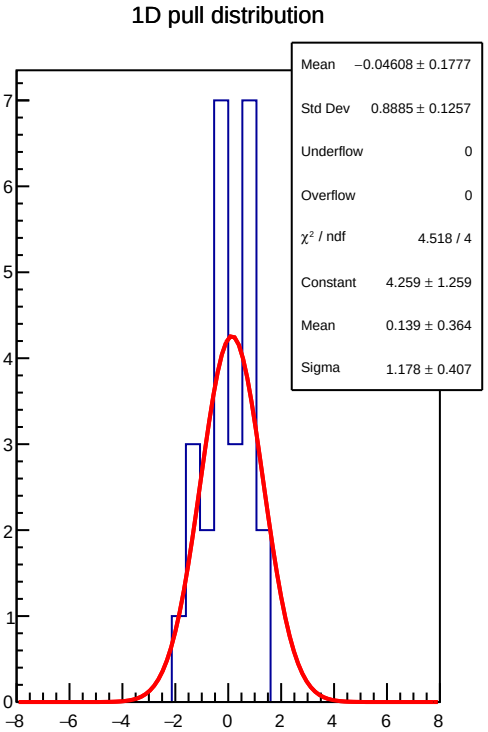
1D pull distribution
Mean −0.04608 ± 0.1777
Std Dev 0.8885 ± 0.1257
Underflow 0
Overflow 0
χ² / ndf 4.518 / 4
Constant 4.259 ± 1.259
Mean 0.139 ± 0.364
Sigma 1.178 ± 0.407

diff_evMon9 RMS (um)

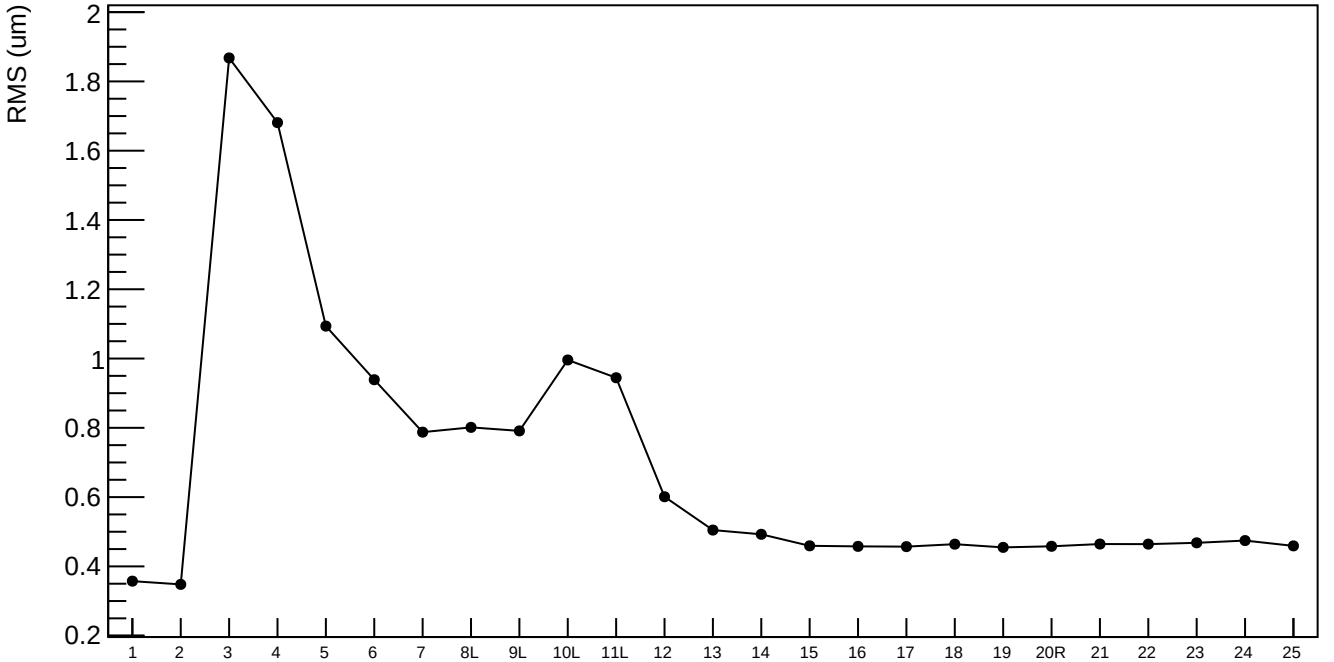

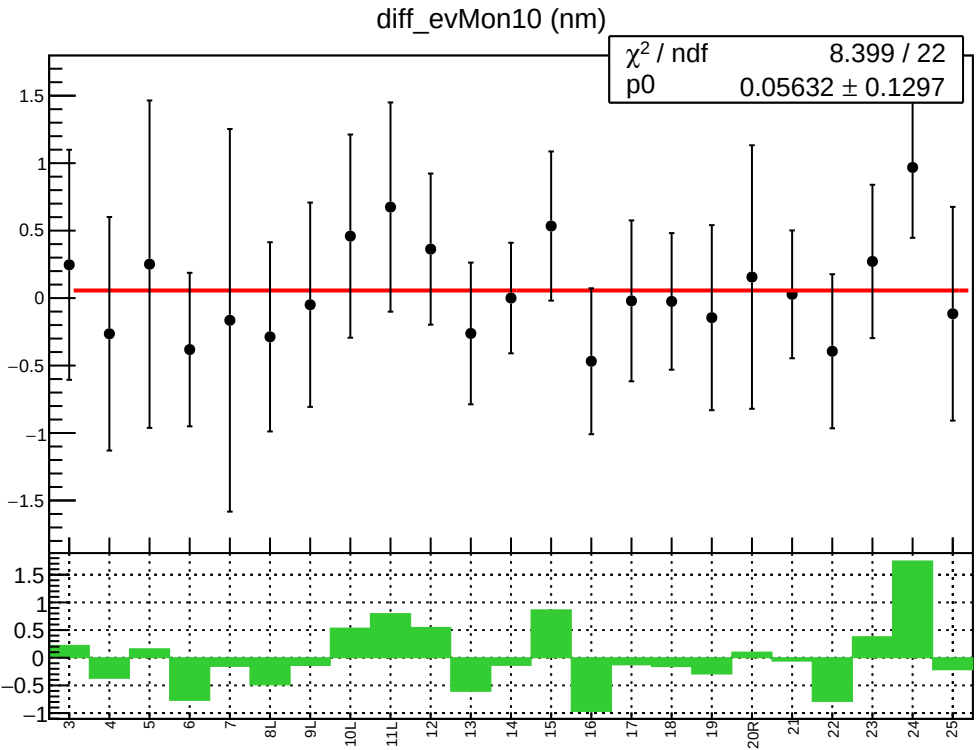
diff_evMon10 (nm)
χ^2 / ndf 8.399 / 22
p0 0.05632 ± 0.1297
3
4
5
6
7
8L
9L
10L
11L
12
13
14
15
16
17
18
19
20R
21
22
23
24
25

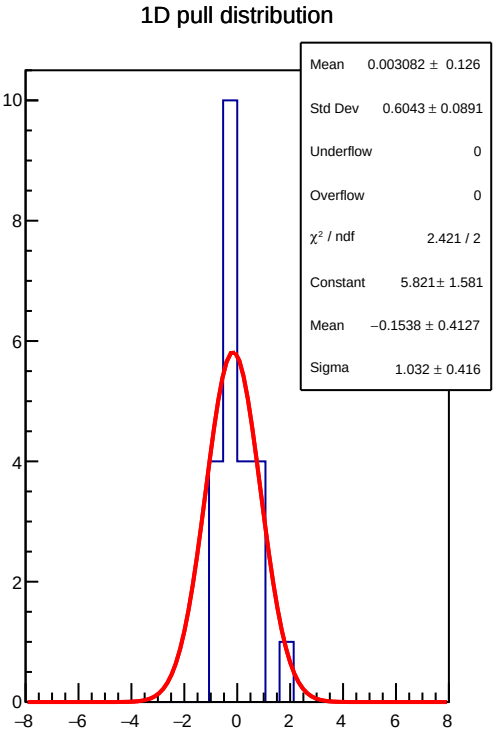
1D pull distribution
Mean 0.003082 ± 0.126
Std Dev 0.6043 ± 0.0891
Underflow 0
Overflow 0
χ^2 / ndf 2.421 / 2
Constant 5.821± 1.581
Mean −0.1538 ± 0.4127
Sigma 1.032 ± 0.416

diff_evMon10 RMS (um)

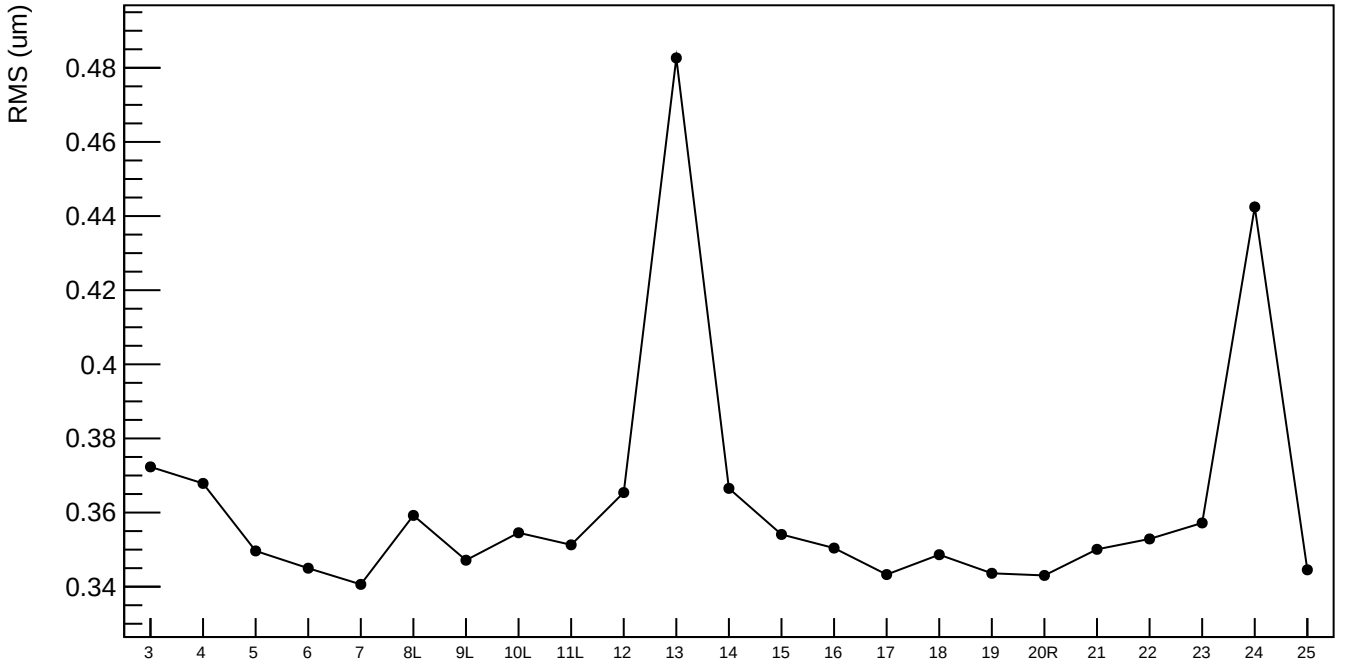

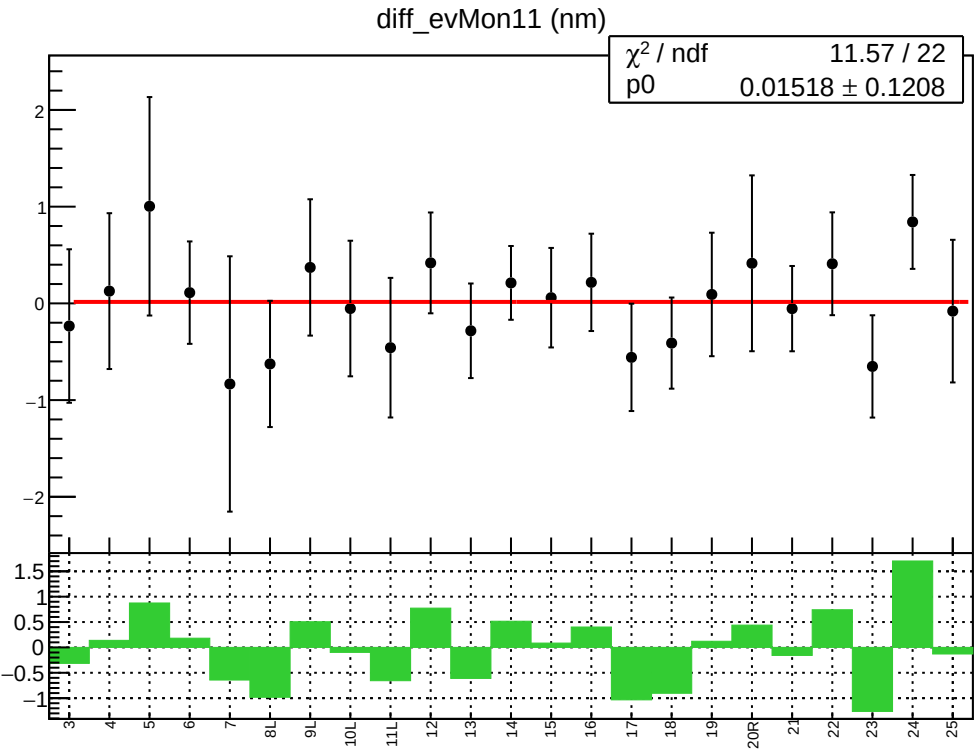
diff_evMon11 (nm)
χ² / ndf 11.57 / 22
p0 0.01518 ± 0.1208
3
4
5
6
7
8L
9L
10L
11L
12
13
14
15
16
17
18
19
20R
21
22
23
24
25

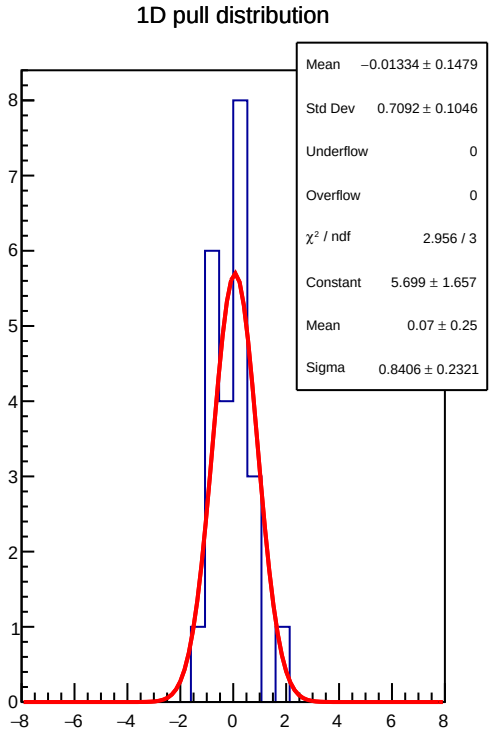
1D pull distribution
Mean −0.01334 ± 0.1479
Std Dev 0.7092 ± 0.1046
Underflow 0
Overflow 0
χ² / ndf 2.956 / 3
Constant 5.699 ± 1.657
Mean 0.07 ± 0.25
Sigma 0.8406 ± 0.2321

diff_evMon11 RMS (um)

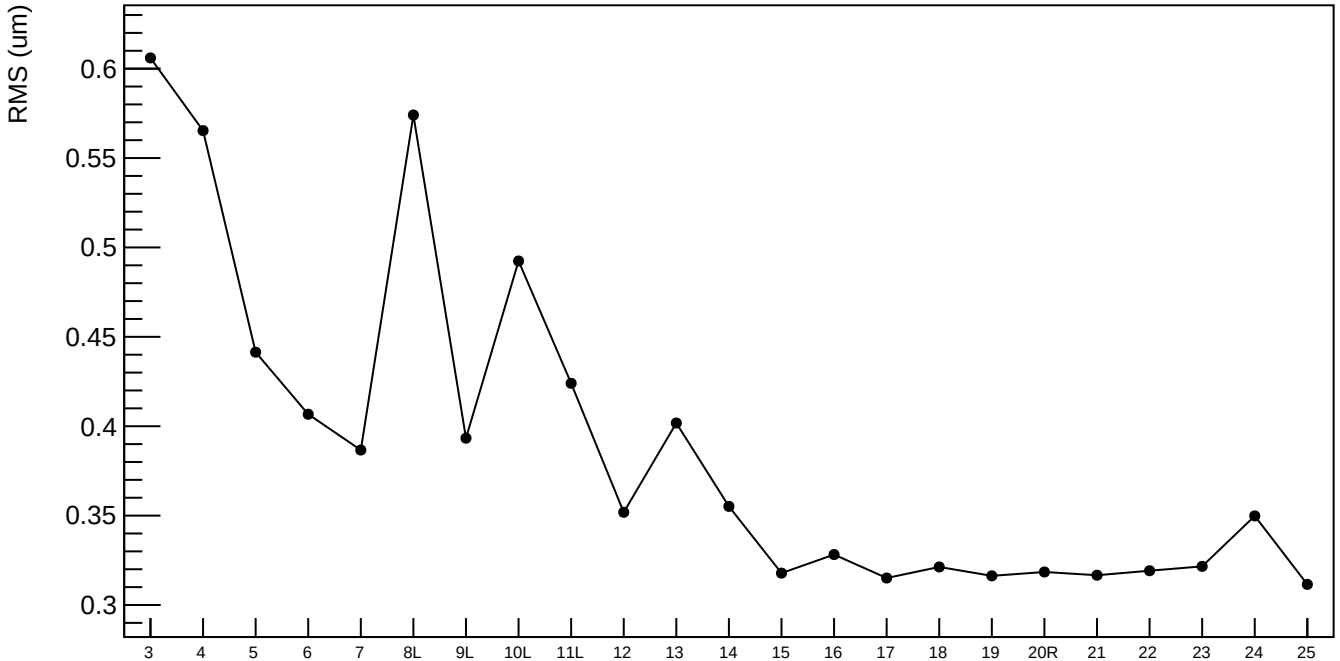

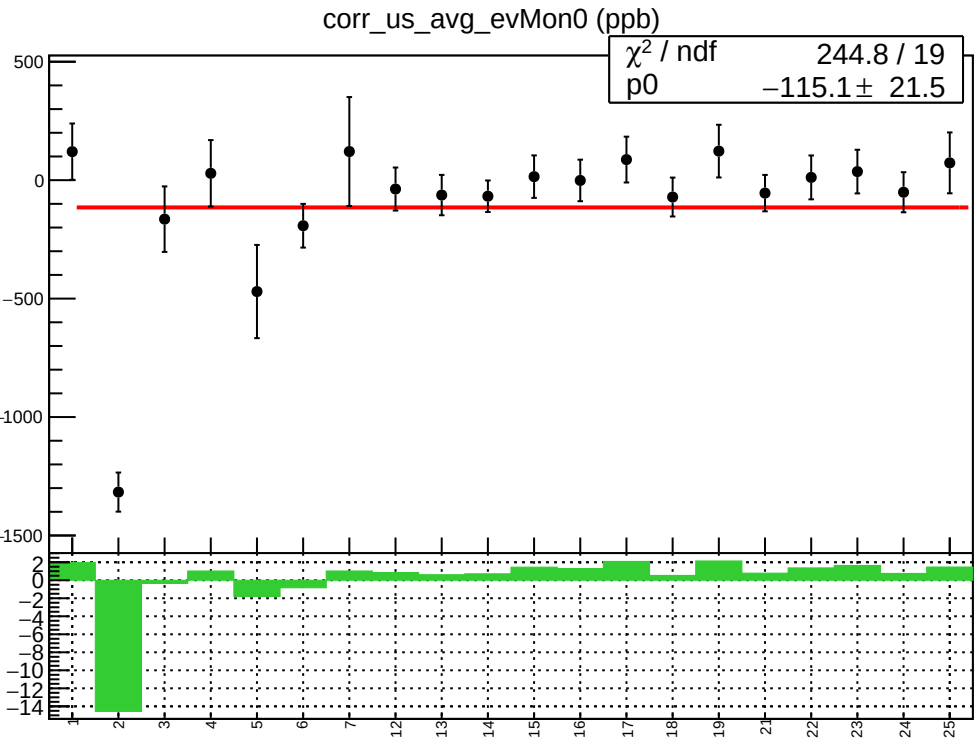
corr_us_avg_evMon0 (ppb)
χ² / ndf 244.8 / 19
p0 −115.1 ± 21.5
500
0
−500
−1000
−1500
2
0
−2
−4
−6
−8
−10
−12
−14
1
2
3
4
5
6
7
12
13
14
15
16
17
18
19
21
22
23
24
25

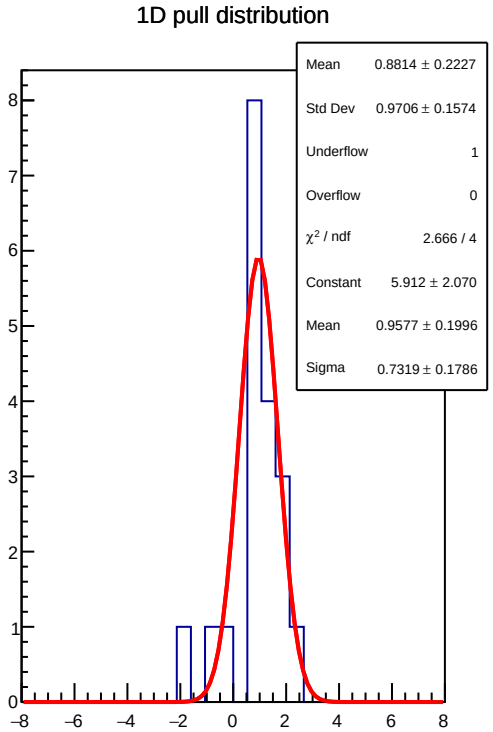
1D pull distribution
Mean 0.8814 ± 0.2227
Std Dev 0.9706 ± 0.1574
Underflow 1
Overflow 0
χ² / ndf 2.666 / 4
Constant 5.912 ± 2.070
Mean 0.9577 ± 0.1996
Sigma 0.7319 ± 0.1786
8
7
6
5
4
3
2
1
0
−8
−6
−4
−2
0
2
4
6
8

corr_us_avg_evMon0 RMS (ppm)

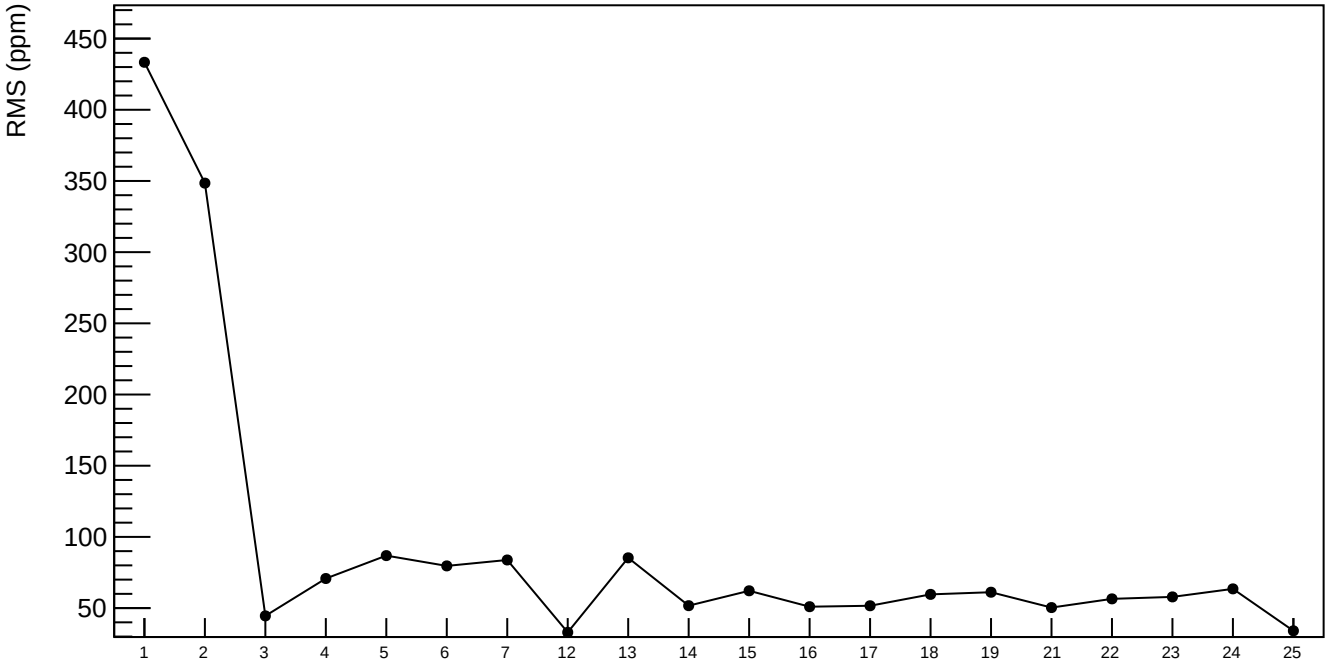

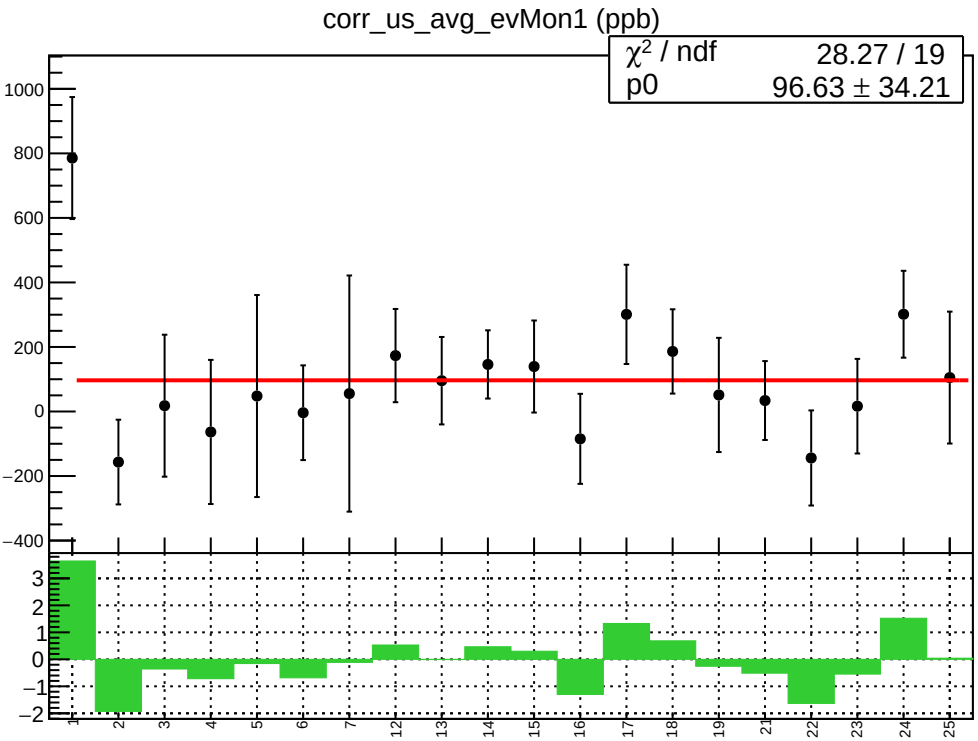
corr_us_avg_evMon1 (ppb)
χ² / ndf 28.27 / 19
p0 96.63 ± 34.21
1000
800
600
400
200
0
−200
−400
3
2
1
0
−1
−2
1
2
3
4
5
6
7
12
13
14
15
16
17
18
19
21
22
23
24
25

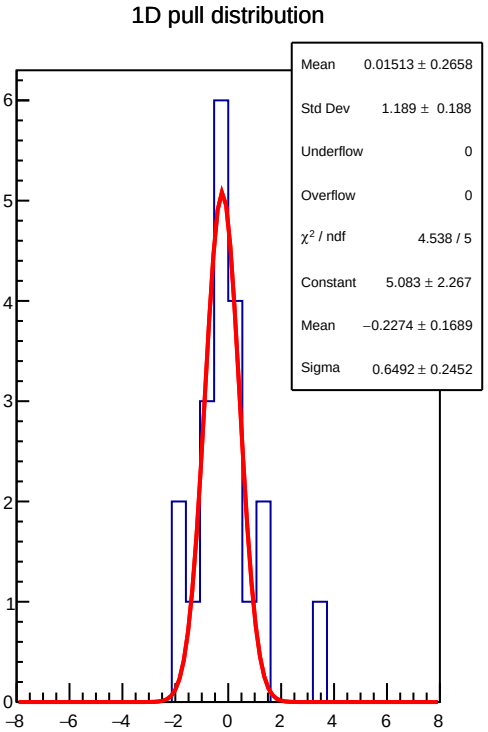
1D pull distribution
Mean 0.01513 ± 0.2658
Std Dev 1.189 ± 0.188
Underflow 0
Overflow 0
χ² / ndf 4.538 / 5
Constant 5.083 ± 2.267
Mean −0.2274 ± 0.1689
Sigma 0.6492 ± 0.2452
6
5
4
3
2
1
0
−8
−6
−4
−2
0
2
4
6
8

corr_us_avg_evMon1 RMS (ppm)

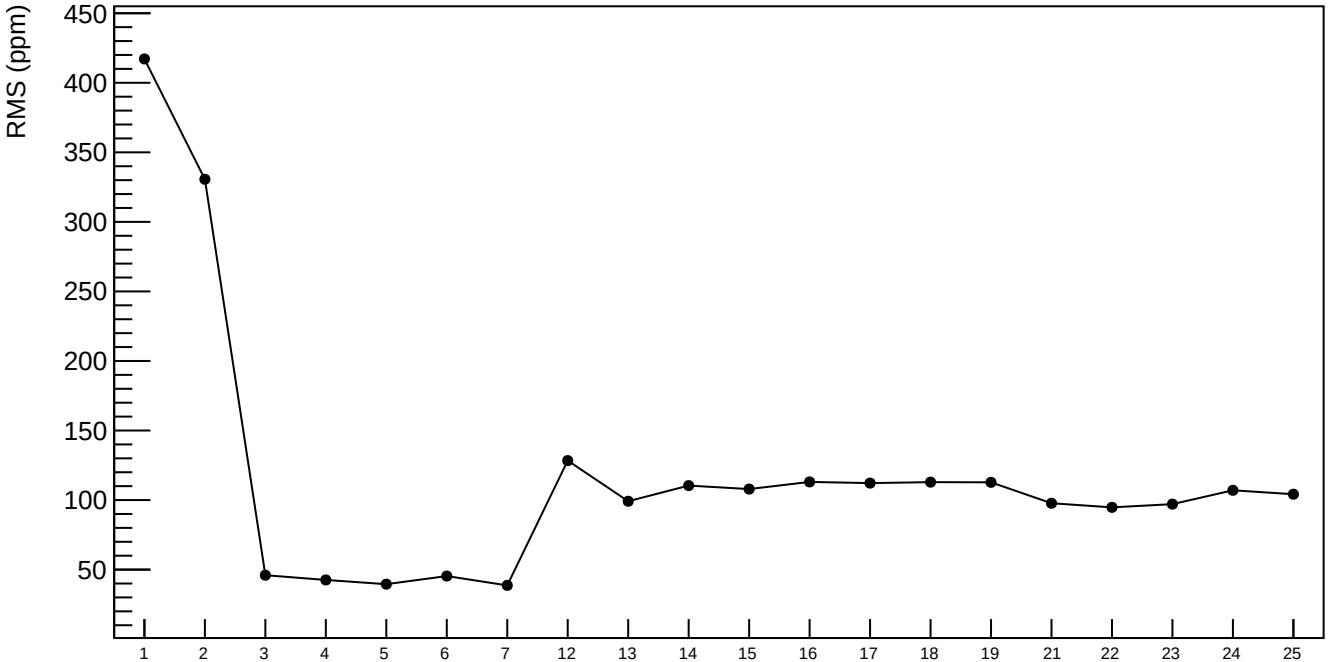

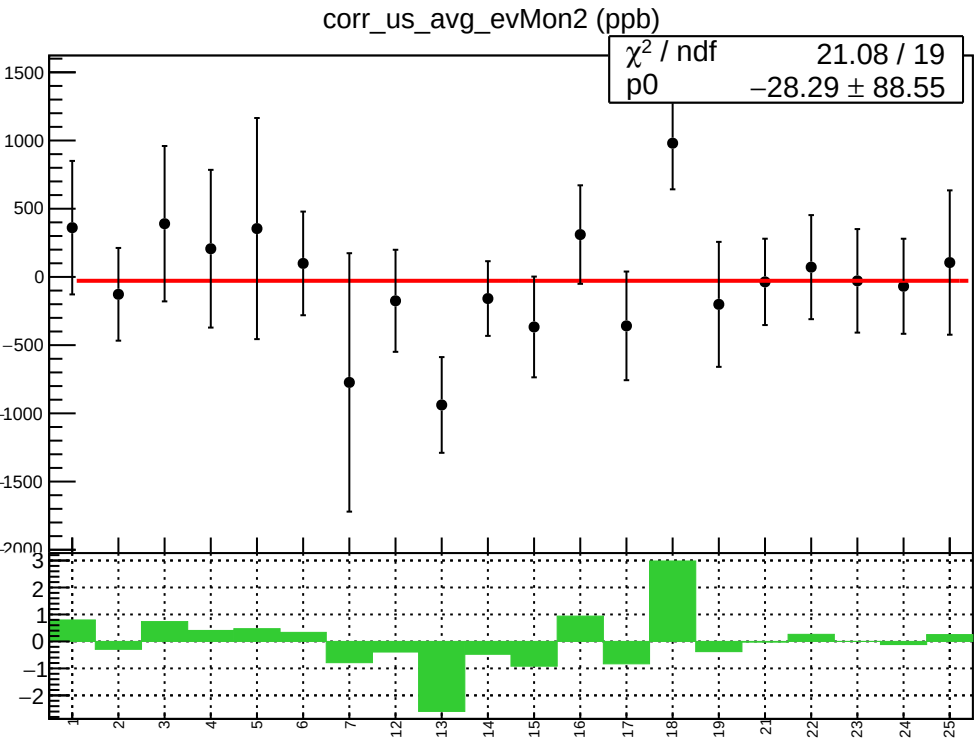
corr_us_avg_evMon2 (ppb)
χ² / ndf 21.08 / 19
p0 −28.29 ± 88.55
1500
1000
500
0
−500
−1000
−1500
−2000
3
2
1
0
−1
−2
1
2
3
4
5
6
7
12
13
14
15
16
17
18
19
21
22
23
24
25

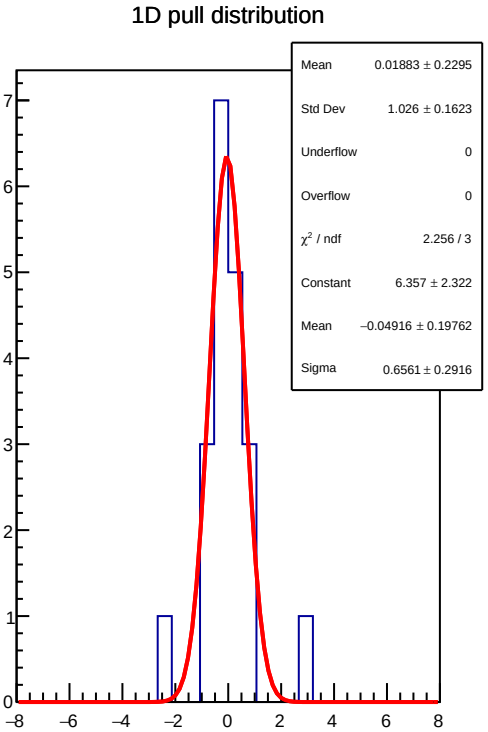
1D pull distribution
Mean 0.01883 ± 0.2295
Std Dev 1.026 ± 0.1623
Underflow 0
Overflow 0
χ² / ndf 2.256 / 3
Constant 6.357 ± 2.322
Mean −0.04916 ± 0.19762
Sigma 0.6561 ± 0.2916
7
6
5
4
3
2
1
0
−8
−6
−4
−2
0
2
4
6
8

corr_us_avg_evMon2 RMS (ppm)

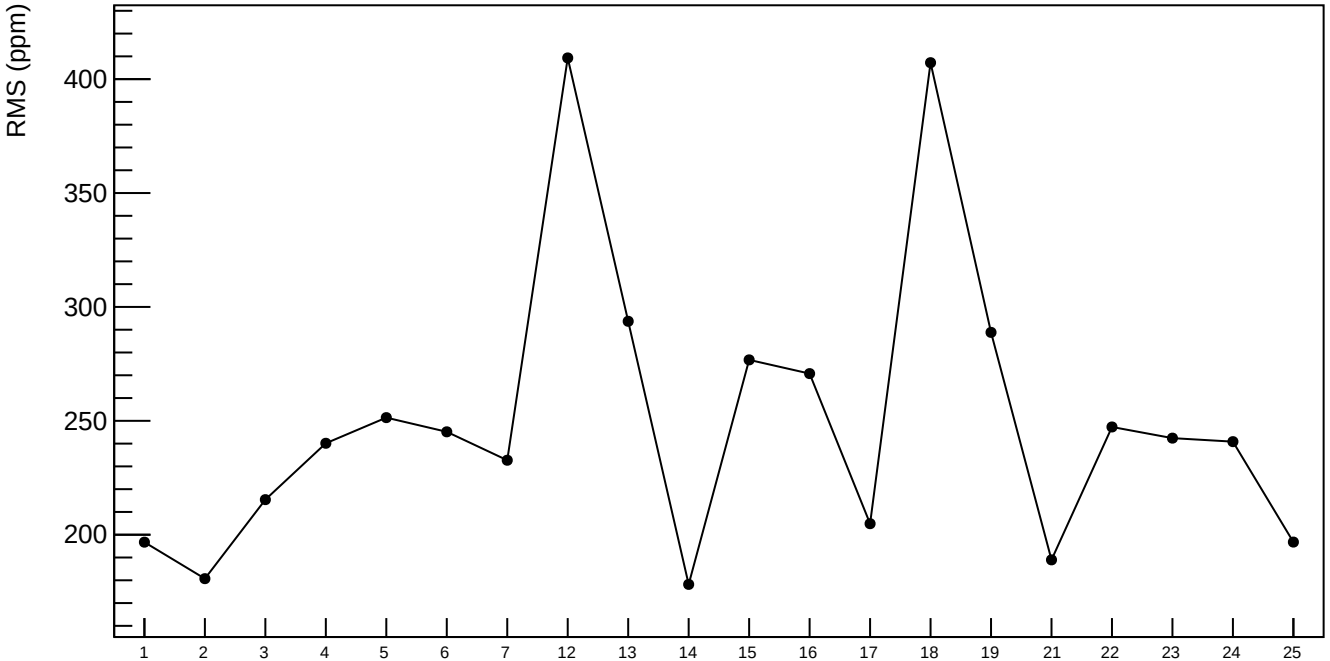

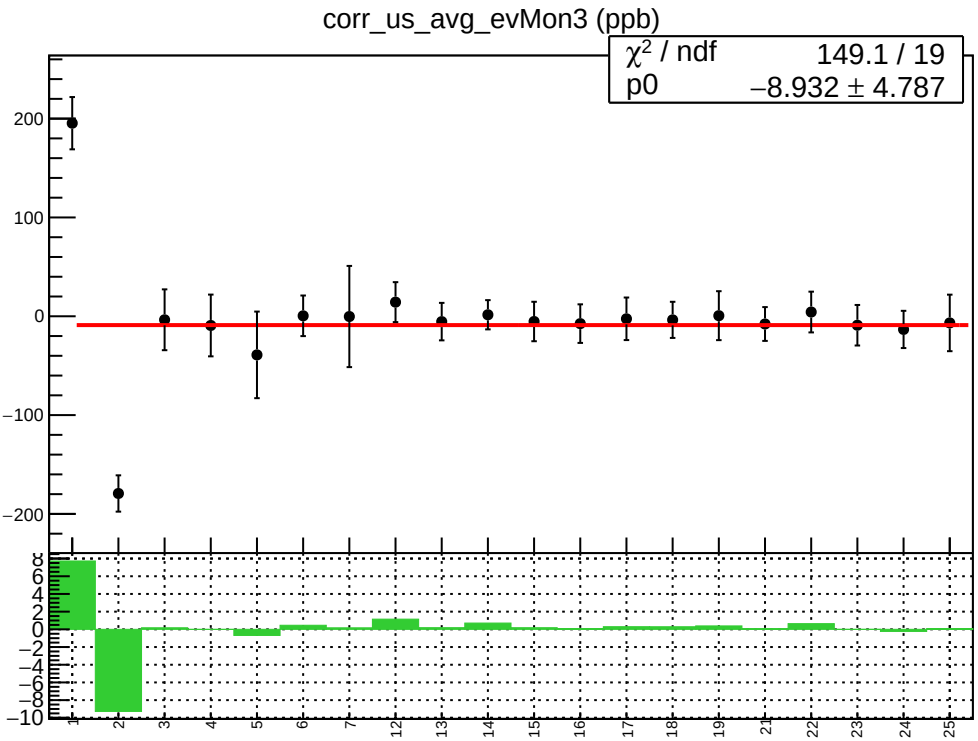
corr_us_avg_evMon3 (ppb)
χ² / ndf 149.1 / 19
p0 −8.932 ± 4.787
200
100
0
−100
−200
8
6
4
2
0
−2
−4
−6
−8
−10
1
2
3
4
5
6
7
12
13
14
15
16
17
18
19
21
22
23
24
25

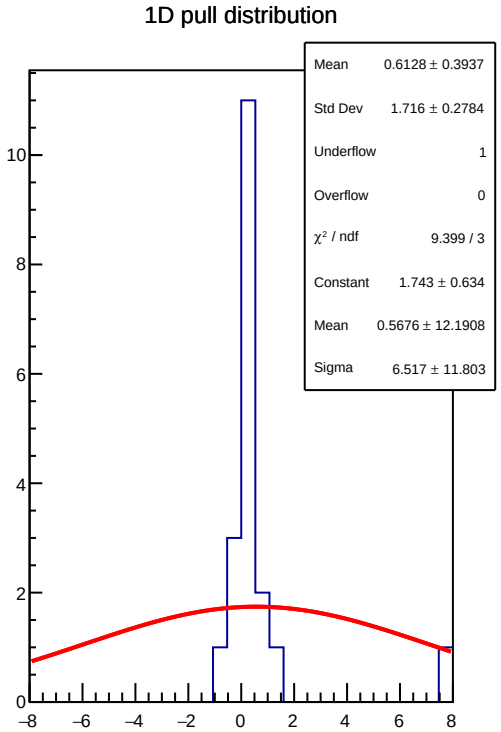
1D pull distribution
Mean 0.6128 ± 0.3937
Std Dev 1.716 ± 0.2784
Underflow 1
Overflow 0
χ² / ndf 9.399 / 3
Constant 1.743 ± 0.634
Mean 0.5676 ± 12.1908
Sigma 6.517 ± 11.803
10
8
6
4
2
0
−8
−6
−4
−2
0
2
4
6
8

corr_us_avg_evMon3 RMS (ppm)

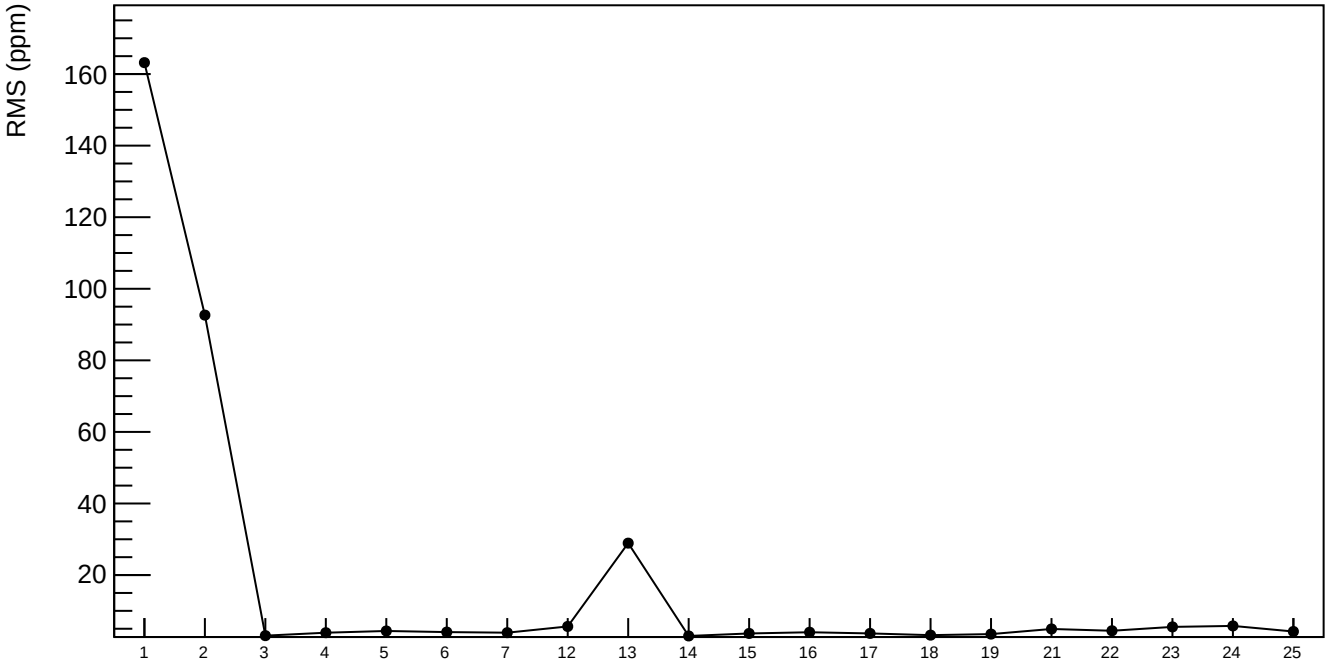

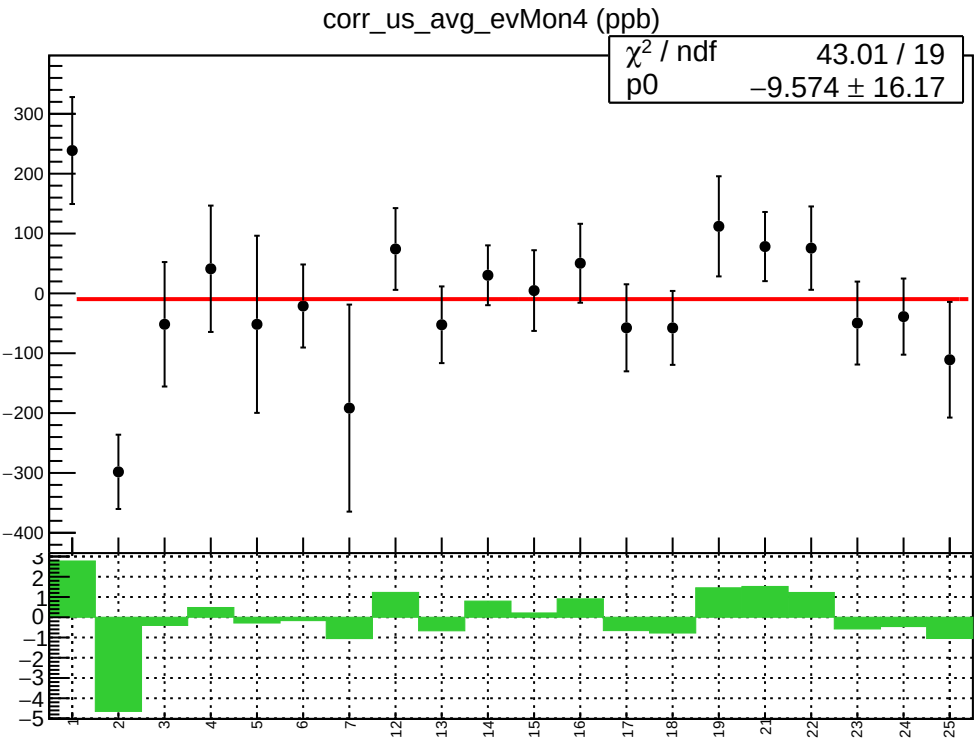
corr_us_avg_evMon4 (ppb)
χ² / ndf 43.01 / 19
p0 −9.574 ± 16.17
300
200
100
0
−100
−200
−300
−400
3
2
1
0
−1
−2
−3
−4
−5
1
2
3
4
5
6
7
12
13
14
15
16
17
18
19
21
22
23
24
25

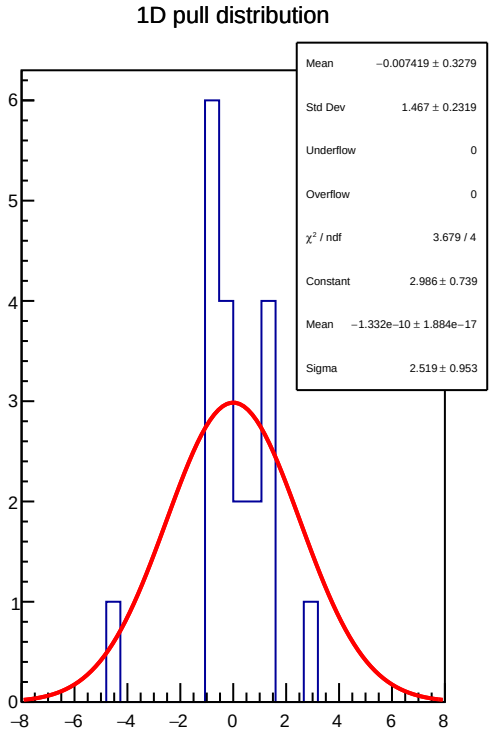
1D pull distribution
Mean −0.007419 ± 0.3279
Std Dev 1.467 ± 0.2319
Underflow 0
Overflow 0
χ² / ndf 3.679 / 4
Constant 2.986 ± 0.739
Mean −1.332e−10 ± 1.884e−17
Sigma 2.519 ± 0.953
6
5
4
3
2
1
0
−8
−6
−4
−2
0
2
4
6
8

corr_us_avg_evMon4 RMS (ppm)

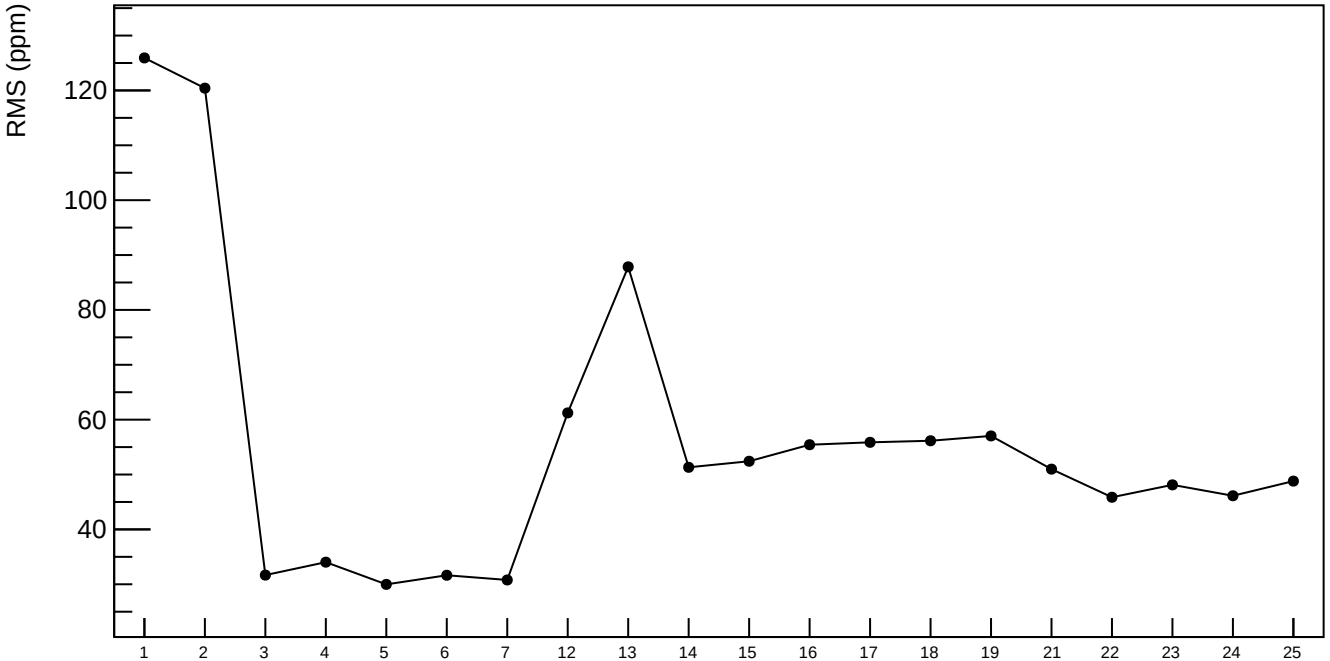

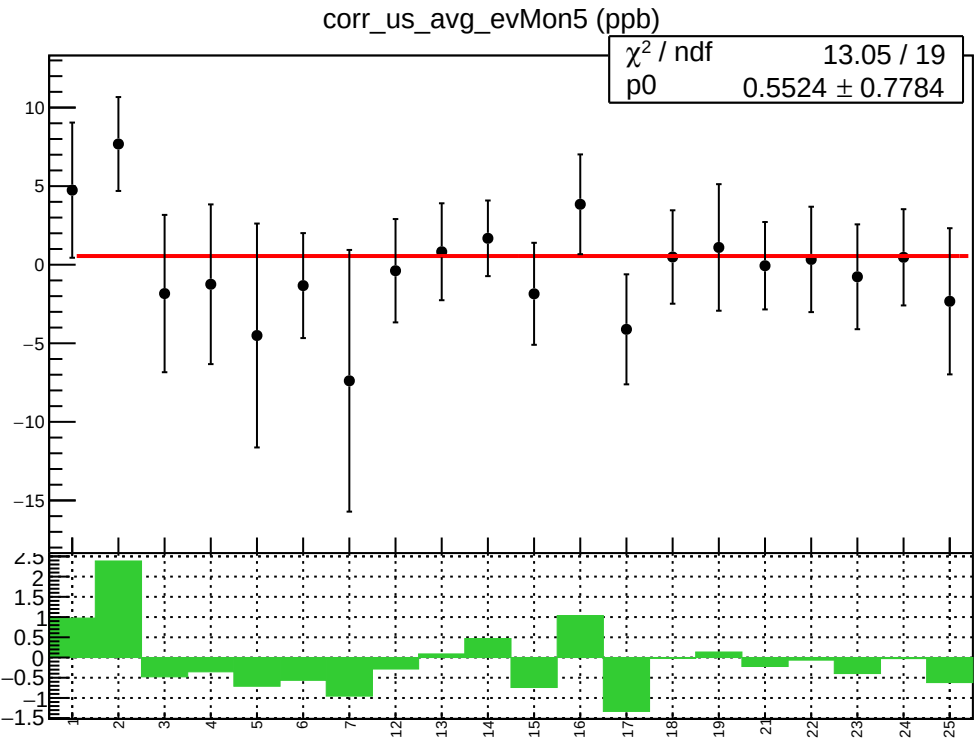
corr_us_avg_evMon5 (ppb)
χ² / ndf 13.05 / 19
p0 0.5524 ± 0.7784

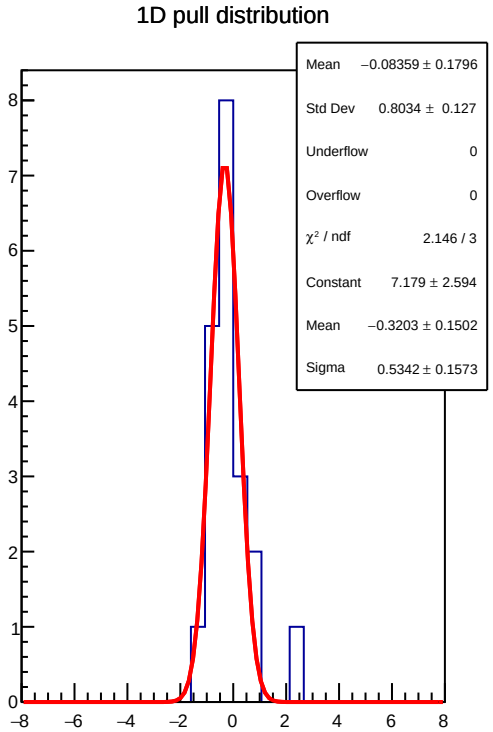
1D pull distribution
Mean −0.08359 ± 0.1796
Std Dev 0.8034 ± 0.127
Underflow 0
Overflow 0
χ² / ndf 2.146 / 3
Constant 7.179 ± 2.594
Mean −0.3203 ± 0.1502
Sigma 0.5342 ± 0.1573

corr_us_avg_evMon5 RMS (ppm)

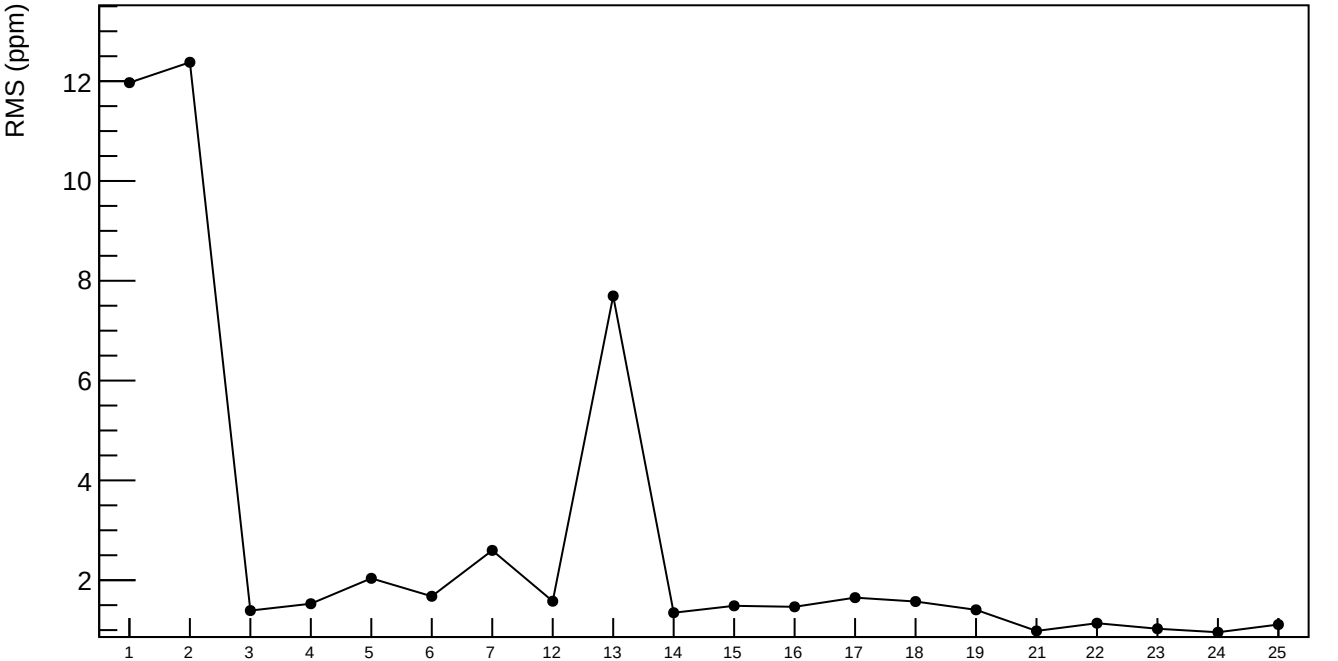

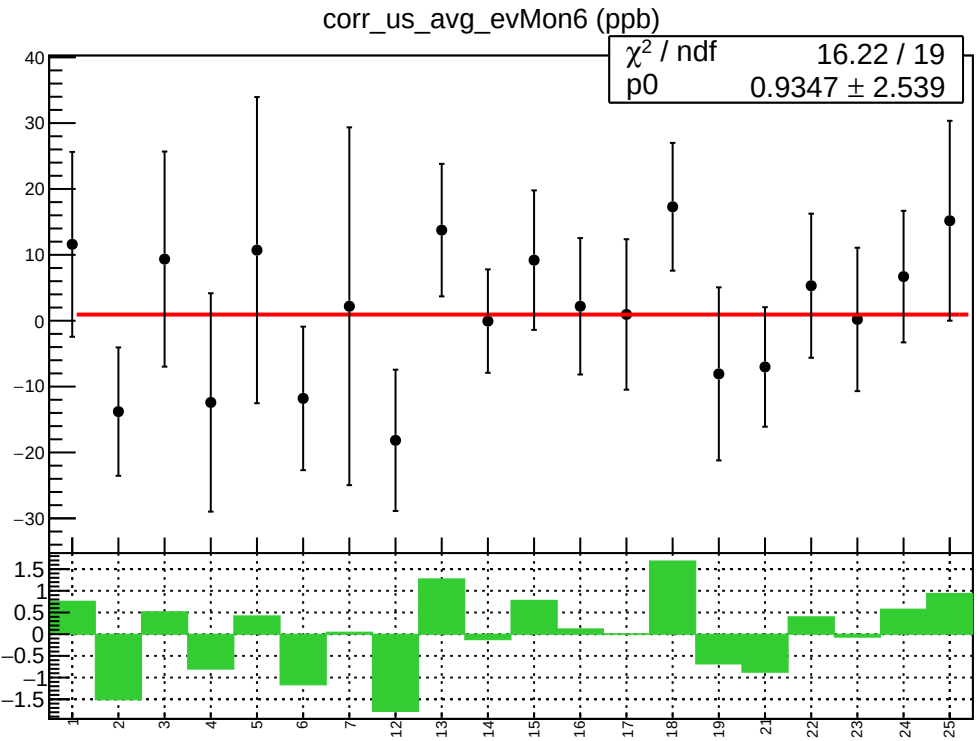
corr_us_avg_evMon6 (ppb)
χ² / ndf 16.22 / 19
p0 0.9347 ± 2.539

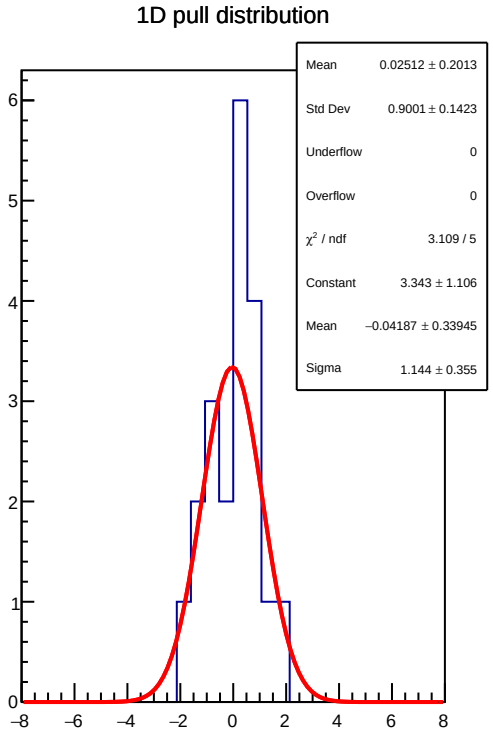
1D pull distribution
Mean 0.02512 ± 0.2013
Std Dev 0.9001 ± 0.1423
Underflow 0
Overflow 0
χ² / ndf 3.109 / 5
Constant 3.343 ± 1.106
Mean −0.04187 ± 0.33945
Sigma 1.144 ± 0.355

corr_us_avg_evMon6 RMS (ppm)

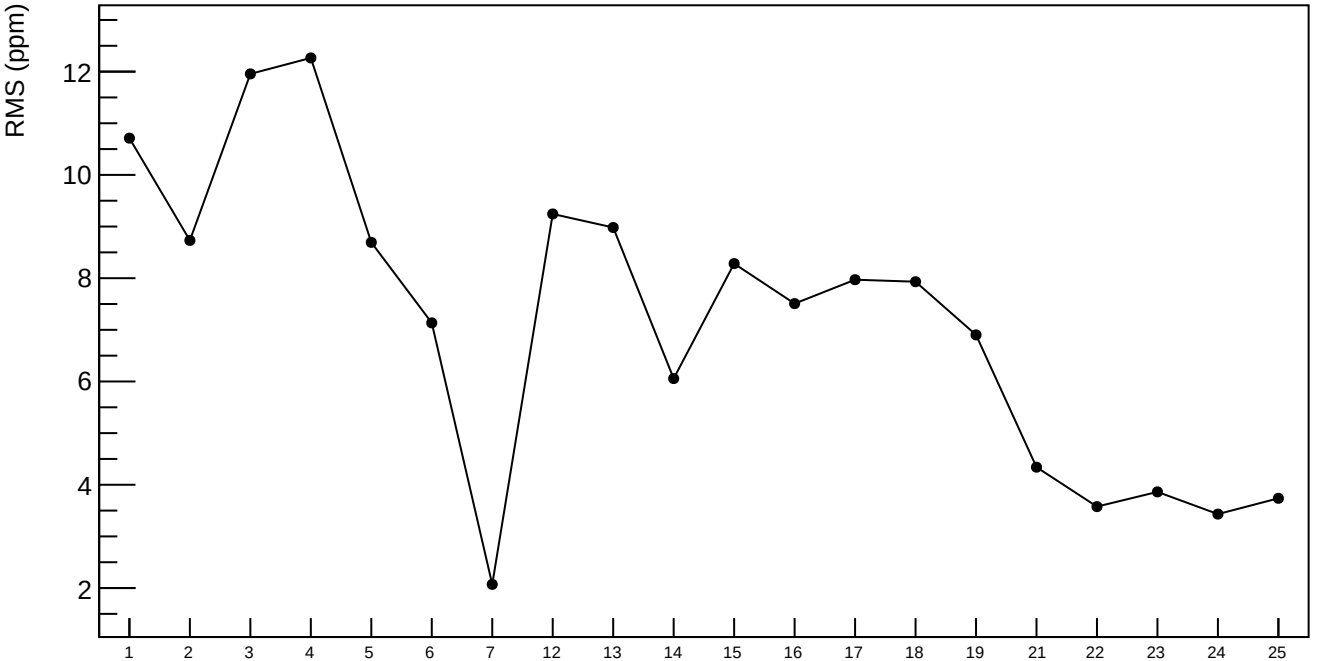

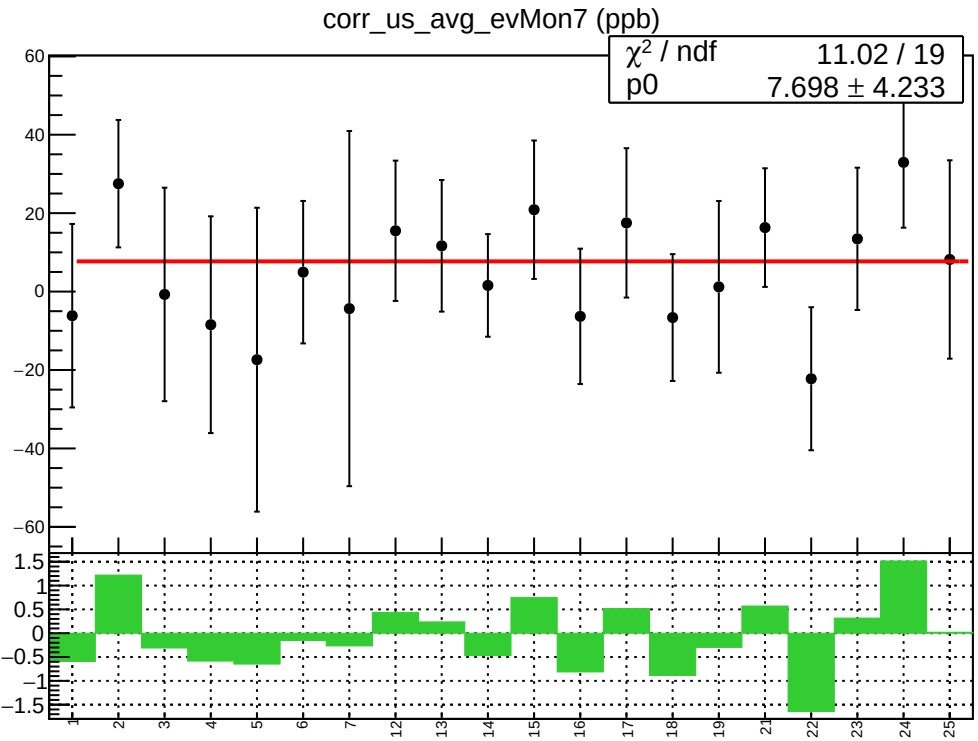
corr_us_avg_evMon7 (ppb)
χ² / ndf 11.02 / 19
p0 7.698 ± 4.233

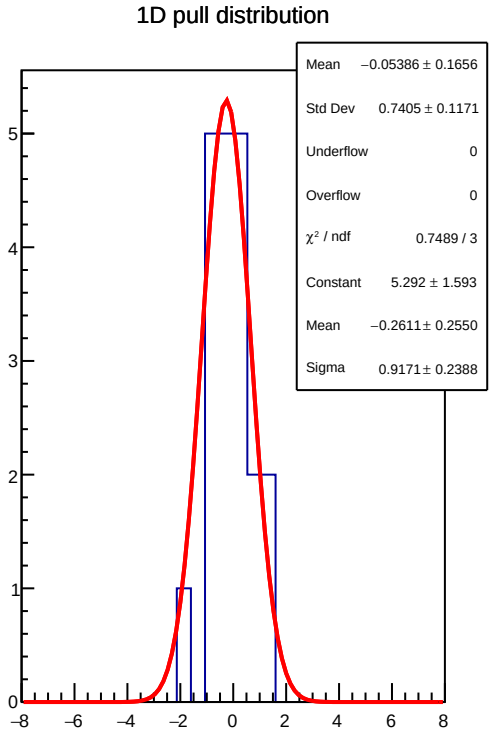
1D pull distribution
Mean −0.05386 ± 0.1656
Std Dev 0.7405 ± 0.1171
Underflow 0
Overflow 0
χ² / ndf 0.7489 / 3
Constant 5.292 ± 1.593
Mean −0.2611 ± 0.2550
Sigma 0.9171 ± 0.2388

corr_us_avg_evMon7 RMS (ppm)

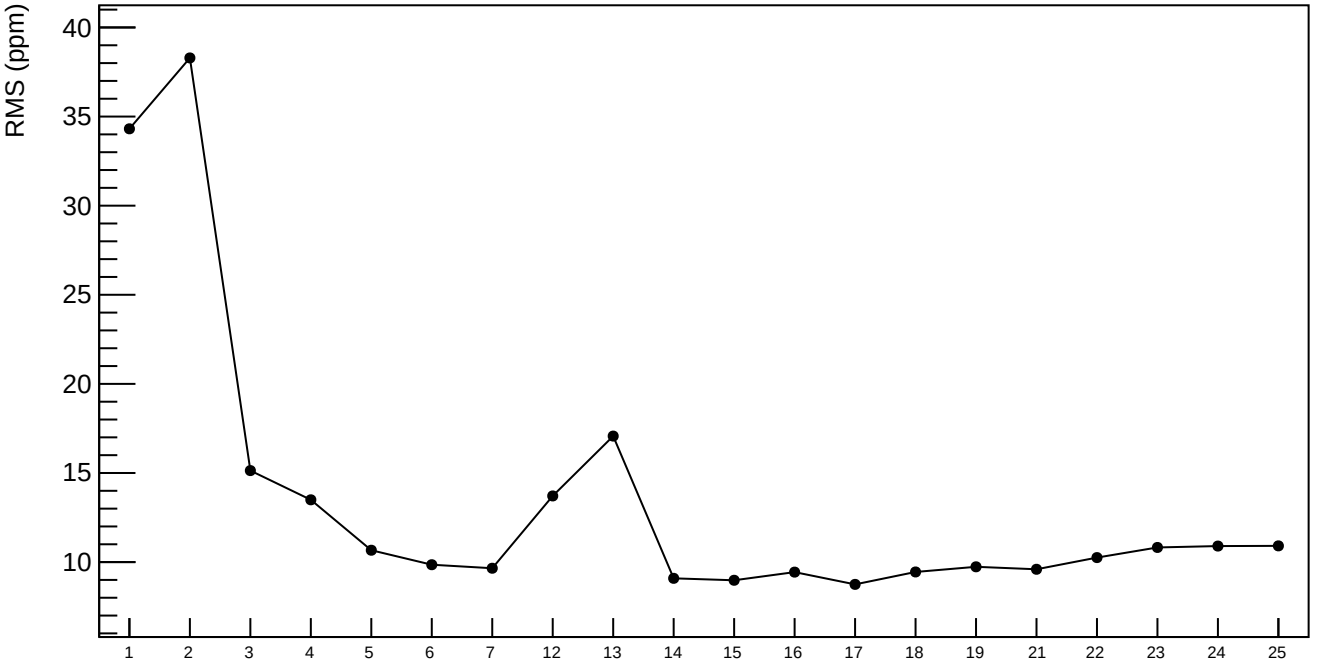

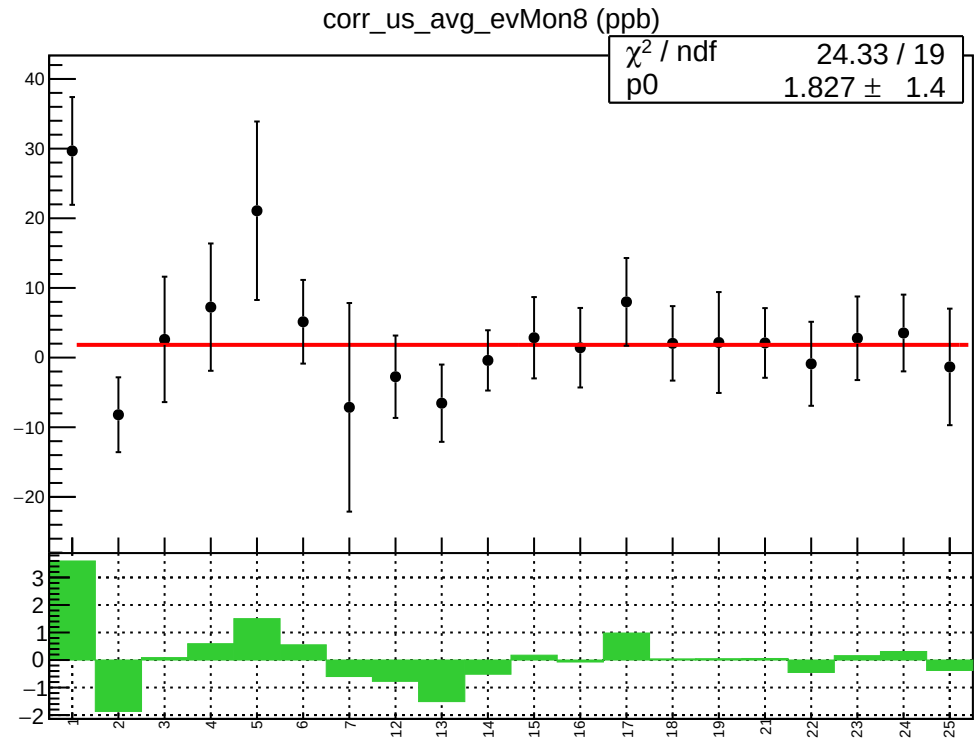
corr_us_avg_evMon8 (ppb)
χ² / ndf 24.33 / 19
p0 1.827 ± 1.4

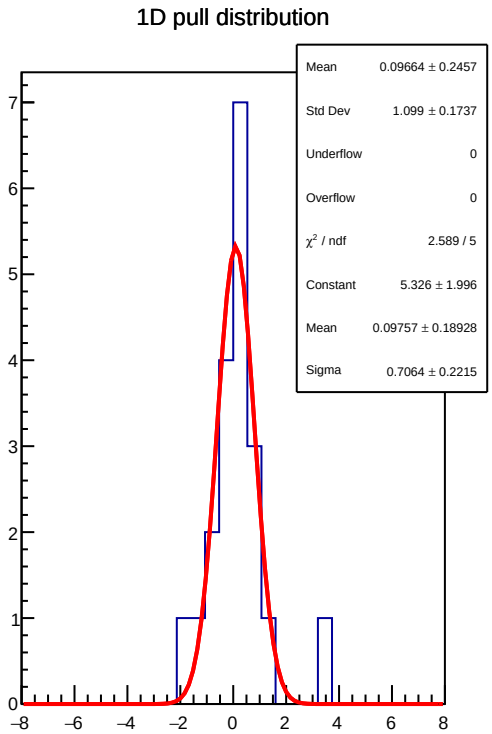
1D pull distribution
Mean 0.09664 ± 0.2457
Std Dev 1.099 ± 0.1737
Underflow 0
Overflow 0
χ² / ndf 2.589 / 5
Constant 5.326 ± 1.996
Mean 0.09757 ± 0.18928
Sigma 0.7064 ± 0.2215

corr_us_avg_evMon8 RMS (ppm)

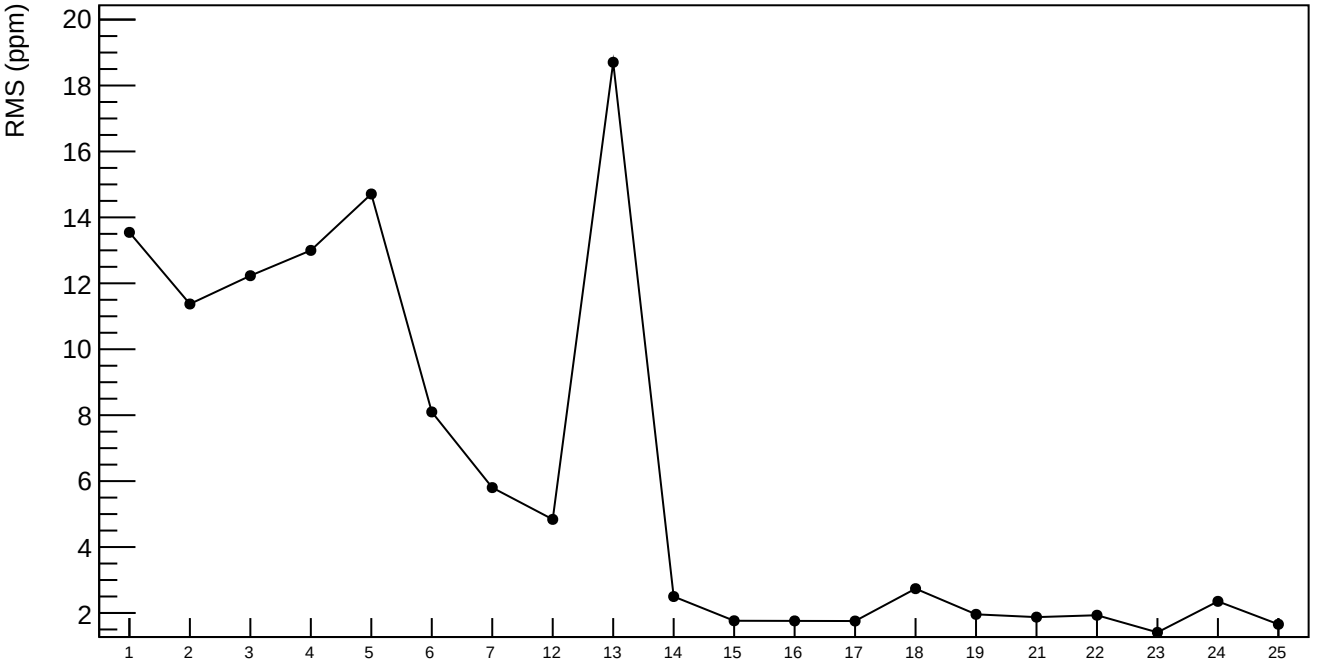

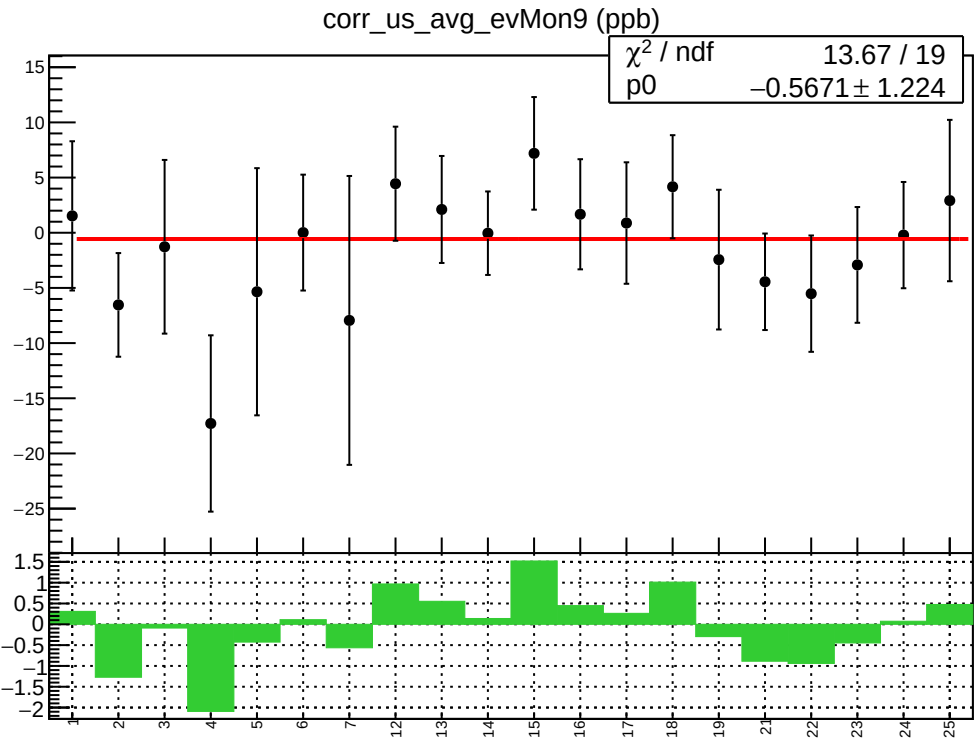
corr_us_avg_evMon9 (ppb)
χ² / ndf 13.67 / 19
p0 −0.5671 ± 1.224

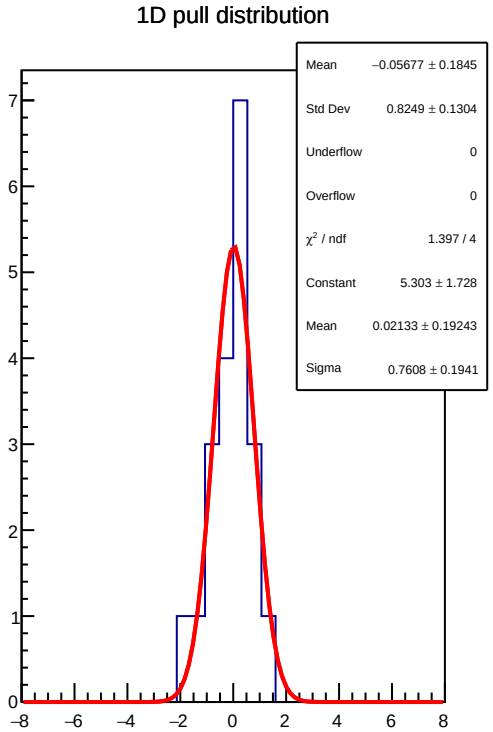
1D pull distribution
Mean −0.05677 ± 0.1845
Std Dev 0.8249 ± 0.1304
Underflow 0
Overflow 0
χ² / ndf 1.397 / 4
Constant 5.303 ± 1.728
Mean 0.02133 ± 0.19243
Sigma 0.7608 ± 0.1941

corr_us_avg_evMon9 RMS (ppm)

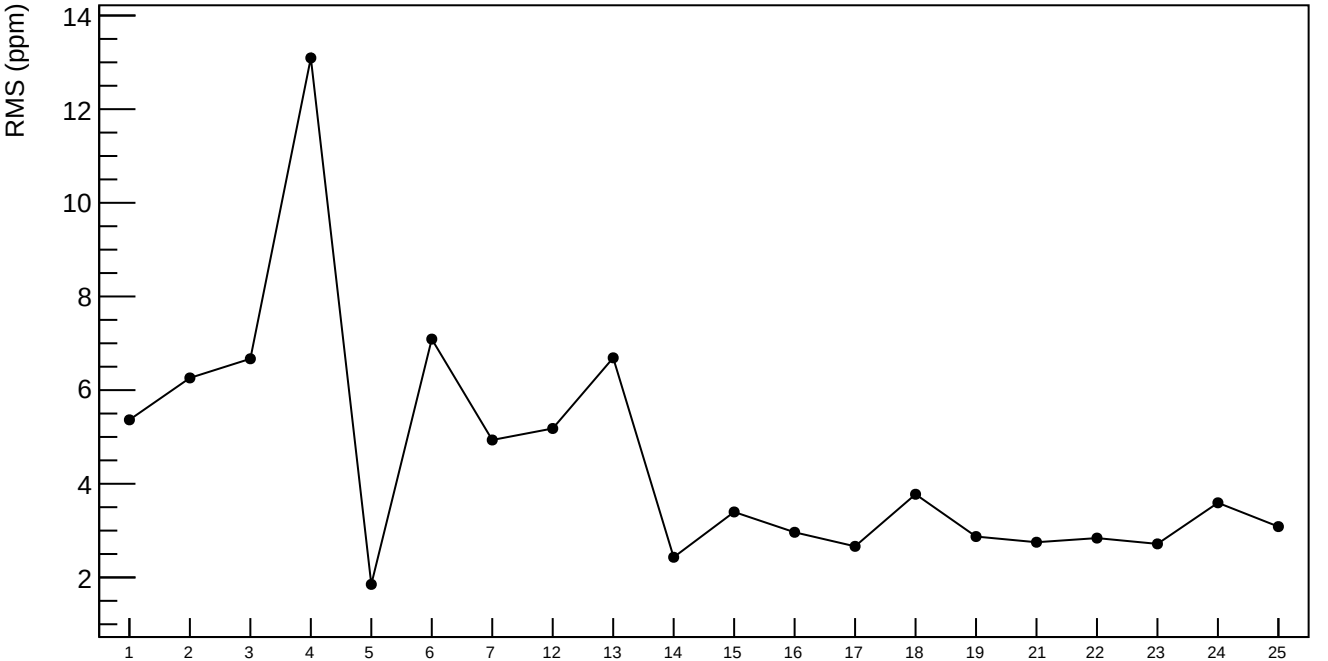

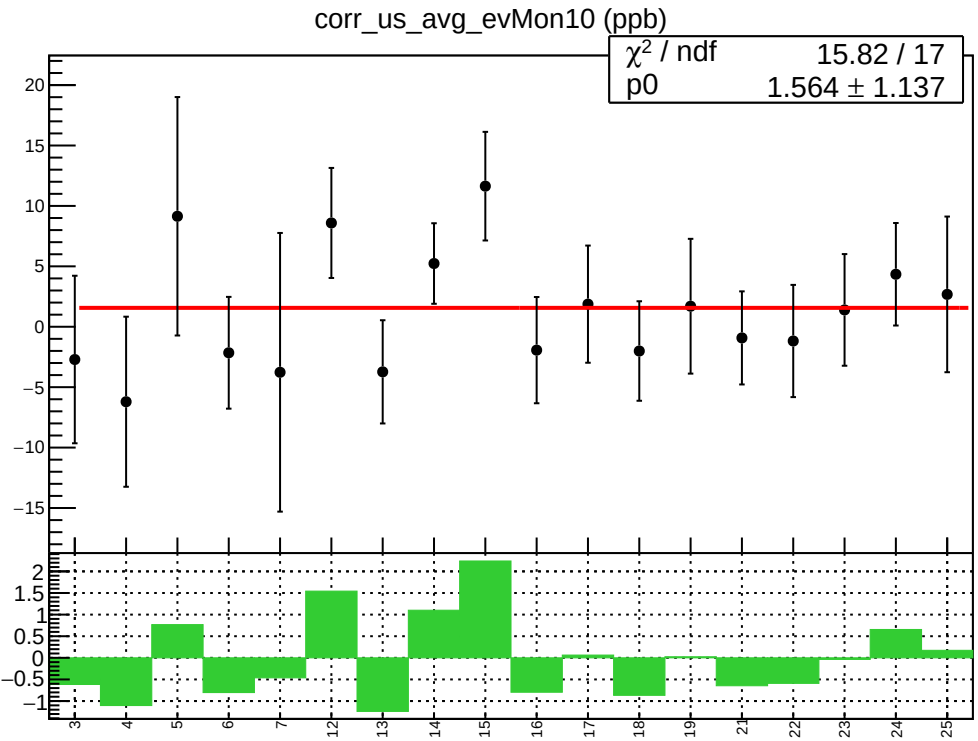
corr_us_avg_evMon10 (ppb)
χ² / ndf 15.82 / 17
p0 1.564 ± 1.137
20
15
10
5
0
−5
−10
−15
2
1.5
1
0.5
0
−0.5
−1
3
4
5
6
7
12
13
14
15
16
17
18
19
21
22
23
24
25

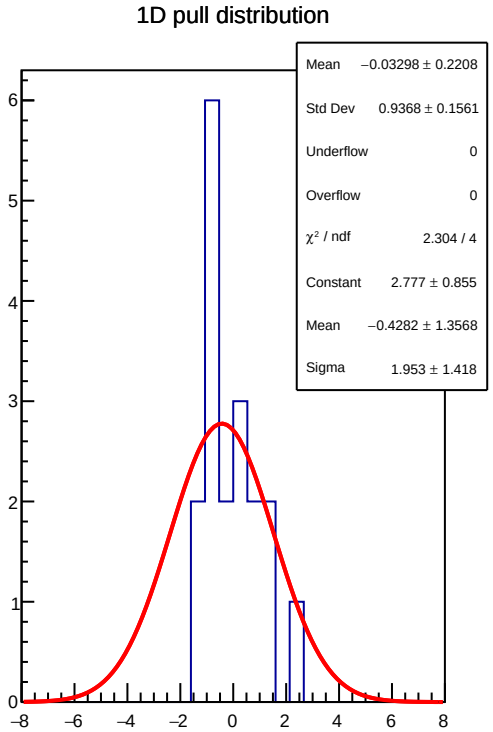
1D pull distribution
Mean −0.03298 ± 0.2208
Std Dev 0.9368 ± 0.1561
Underflow 0
Overflow 0
χ² / ndf 2.304 / 4
Constant 2.777 ± 0.855
Mean −0.4282 ± 1.3568
Sigma 1.953 ± 1.418
6
5
4
3
2
1
0
−8
−6
−4
−2
0
2
4
6
8

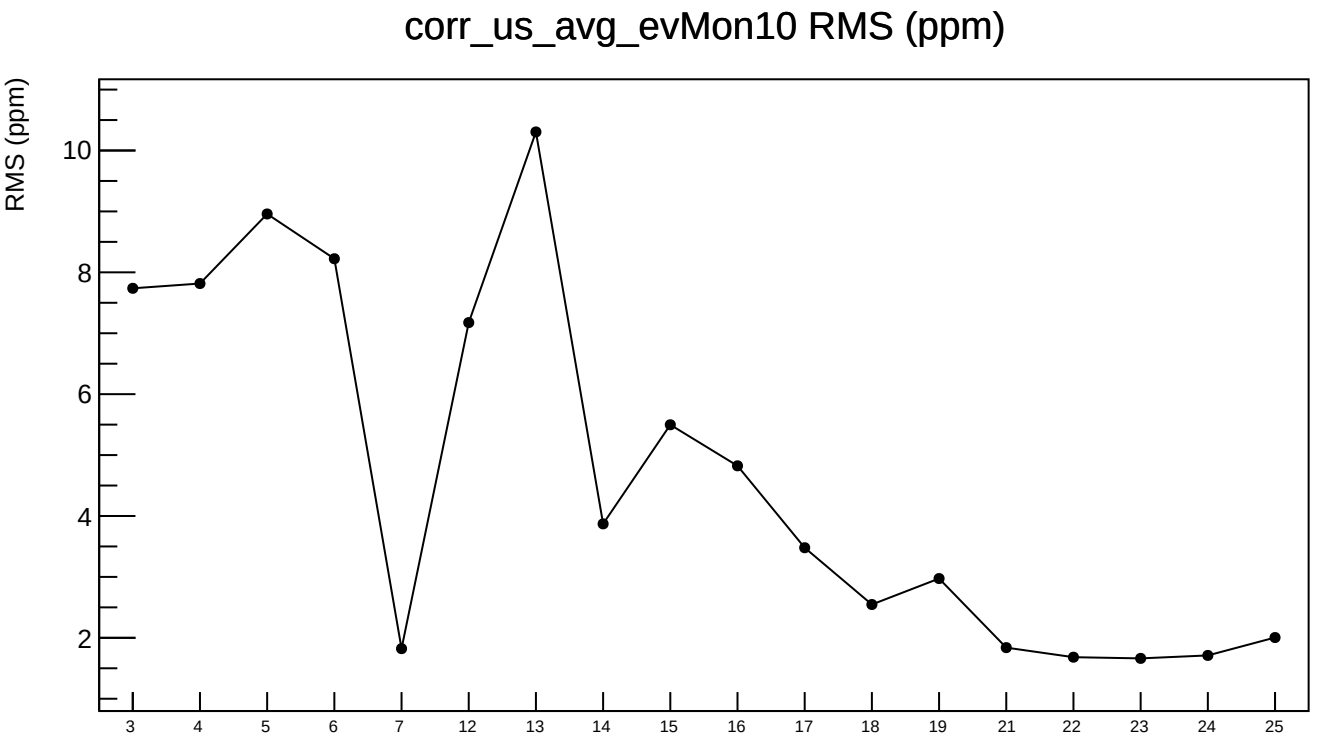
corr_us_avg_evMon10 RMS (ppm)
RMS (ppm)
10
8
6
4
2
3
4
5
6
7
12
13
14
15
16
17
18
19
21
22
23
24
25

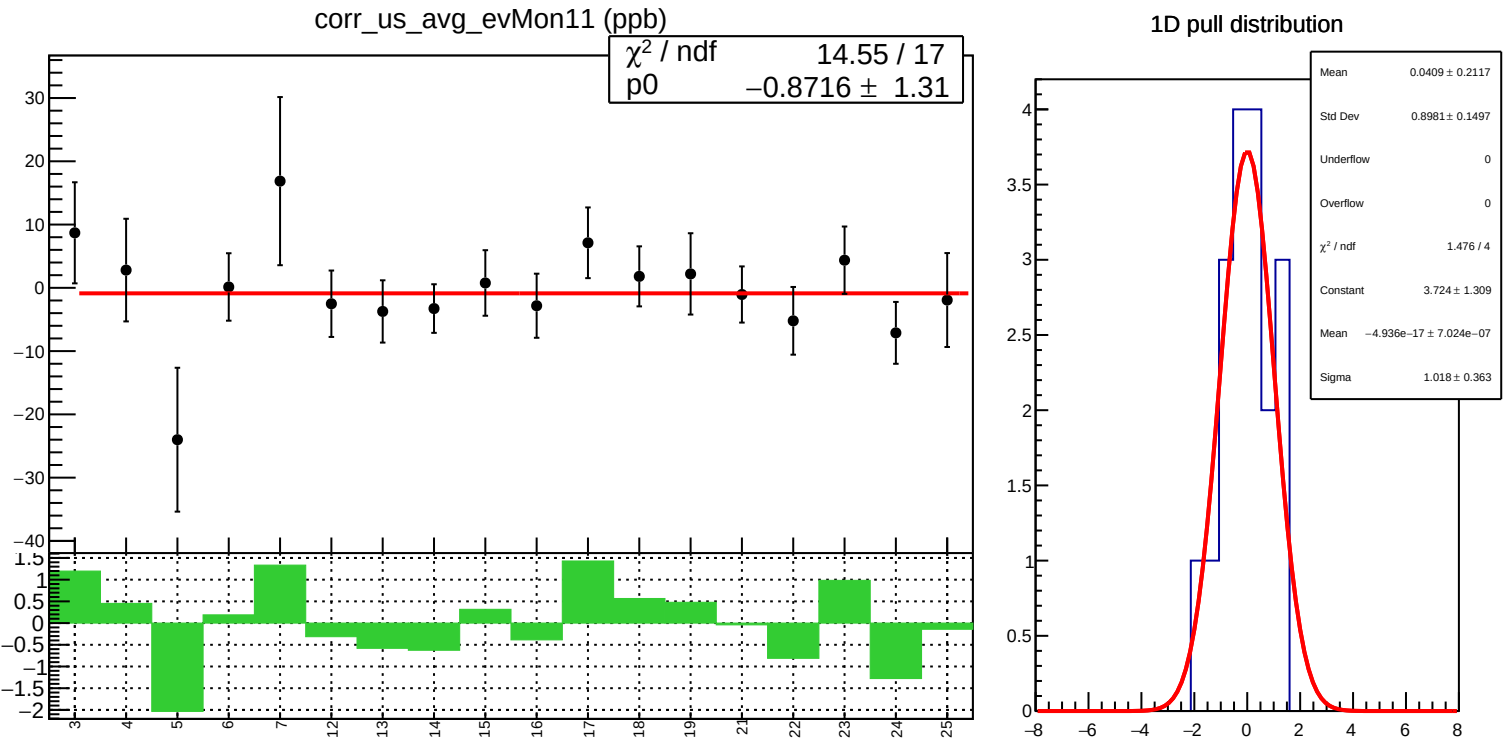
corr_us_avg_evMon11 (ppb)
χ² / ndf 14.55 / 17
p0 −0.8716 ± 1.31
1D pull distribution
Mean 0.0409 ± 0.2117
Std Dev 0.8981 ± 0.1497
Underflow 0
Overflow 0
χ² / ndf 1.476 / 4
Constant 3.724 ± 1.309
Mean −4.936e−17 ± 7.024e−07
Sigma 1.018 ± 0.363

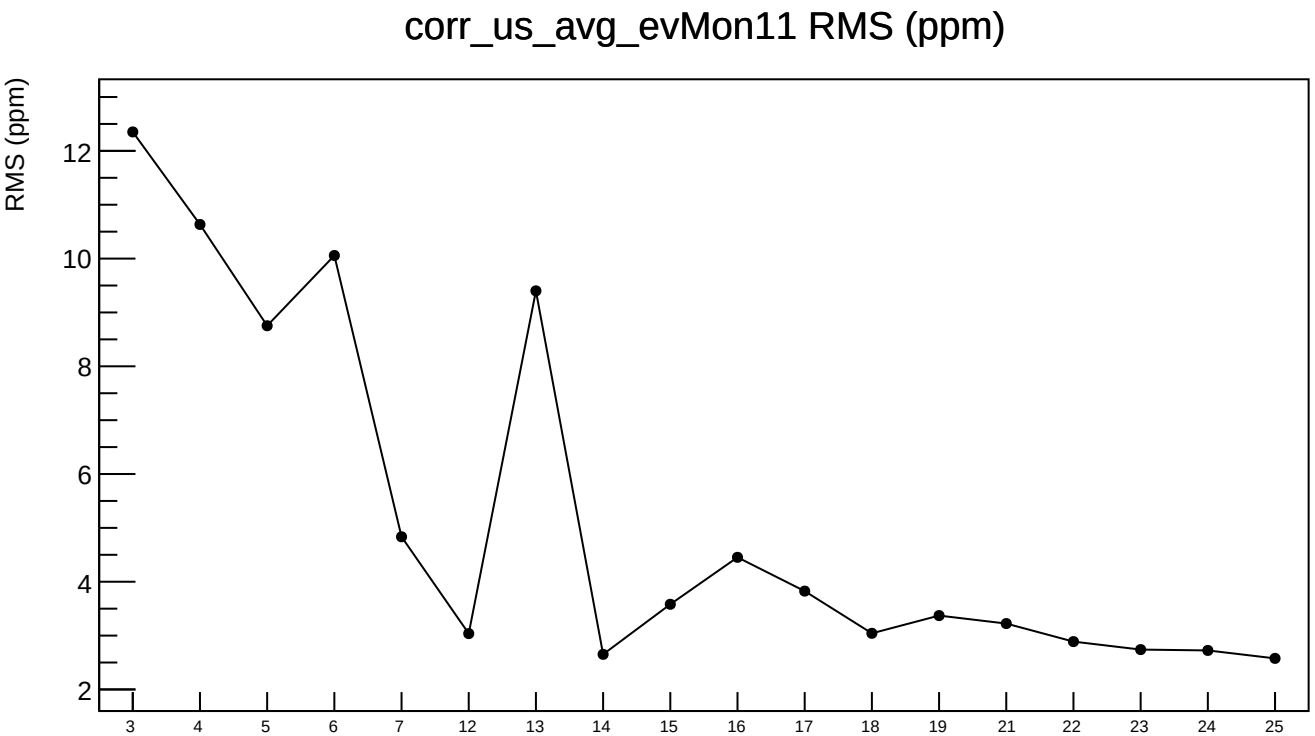
corr_us_avg_evMon11 RMS (ppm)
RMS (ppm)
12
10
8
6
4
2
3
4
5
6
7
12
13
14
15
16
17
18
19
21
22
23
24
25

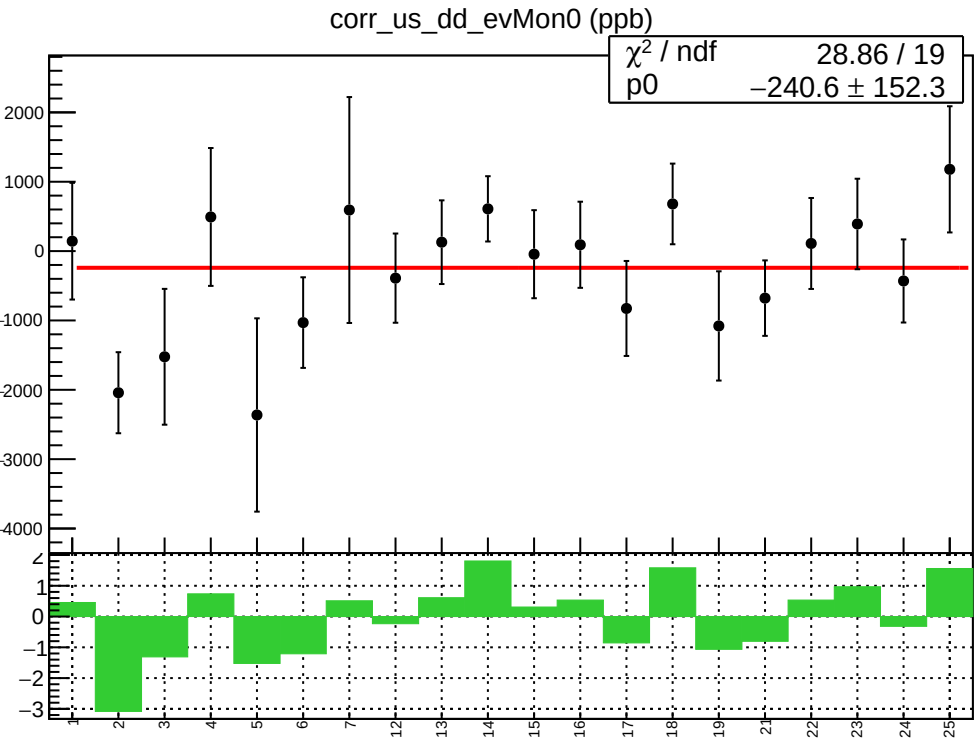
corr_us_dd_evMon0 (ppb)
χ² / ndf 28.86 / 19
p0 −240.6 ± 152.3
2000
1000
0
-1000
-2000
-3000
-4000
2
1
0
−1
−2
−3
1 2 3 4 5 6 7 12 13 14 15 16 17 18 19 21 22 23 24 25

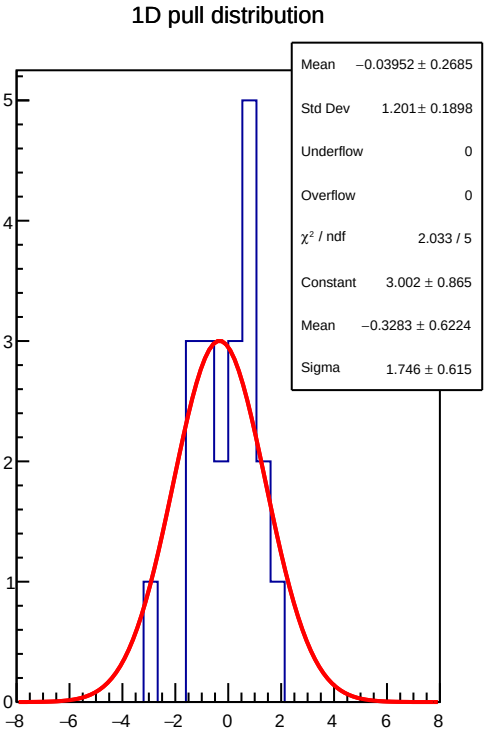
1D pull distribution
Mean −0.03952 ± 0.2685
Std Dev 1.201 ± 0.1898
Underflow 0
Overflow 0
χ² / ndf 2.033 / 5
Constant 3.002 ± 0.865
Mean −0.3283 ± 0.6224
Sigma 1.746 ± 0.615
5
4
3
2
1
0
−8 −6 −4 −2 0 2 4 6 8

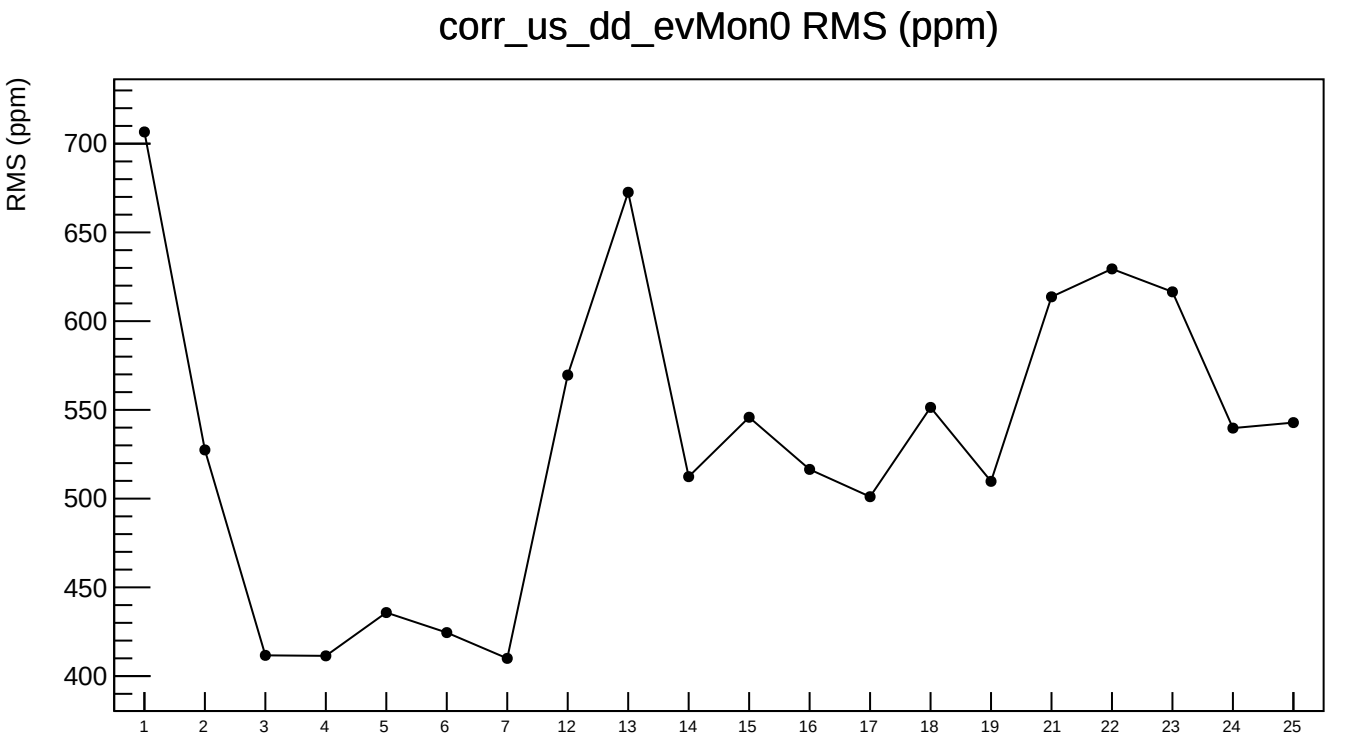
corr_us_dd_evMon0 RMS (ppm)
RMS (ppm)
700
650
600
550
500
450
400
1
2
3
4
5
6
7
12
13
14
15
16
17
18
19
21
22
23
24
25

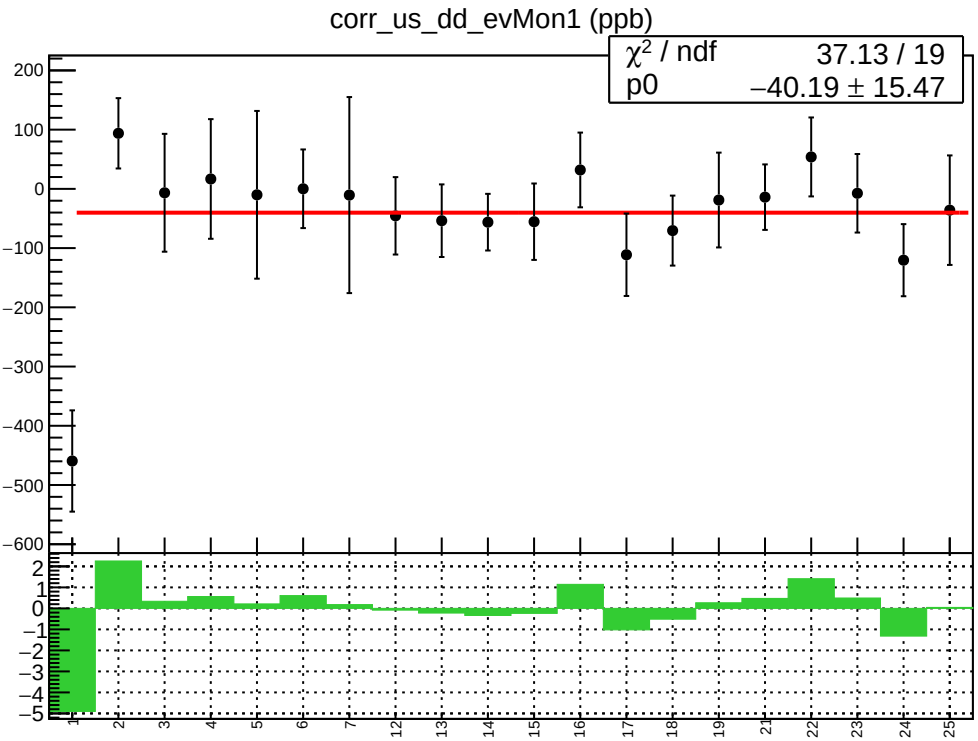
corr_us_dd_evMon1 (ppb)
χ² / ndf 37.13 / 19
p0 −40.19 ± 15.47

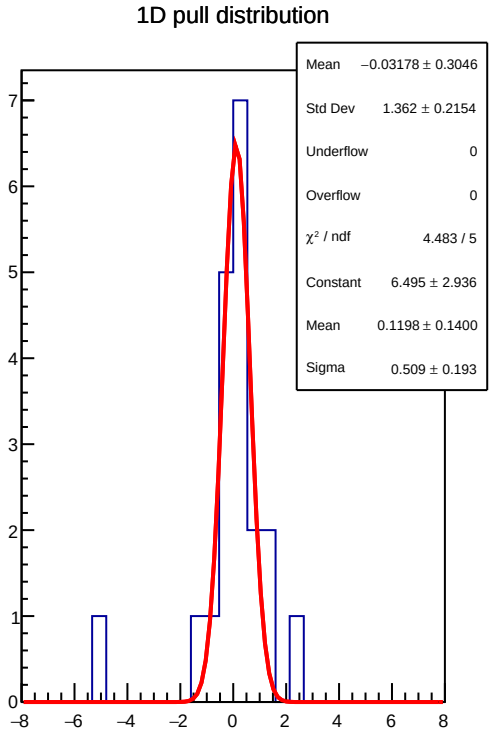
1D pull distribution
Mean −0.03178 ± 0.3046
Std Dev 1.362 ± 0.2154
Underflow 0
Overflow 0
χ² / ndf 4.483 / 5
Constant 6.495 ± 2.936
Mean 0.1198 ± 0.1400
Sigma 0.509 ± 0.193

corr_us_dd_evMon1 RMS (ppm)

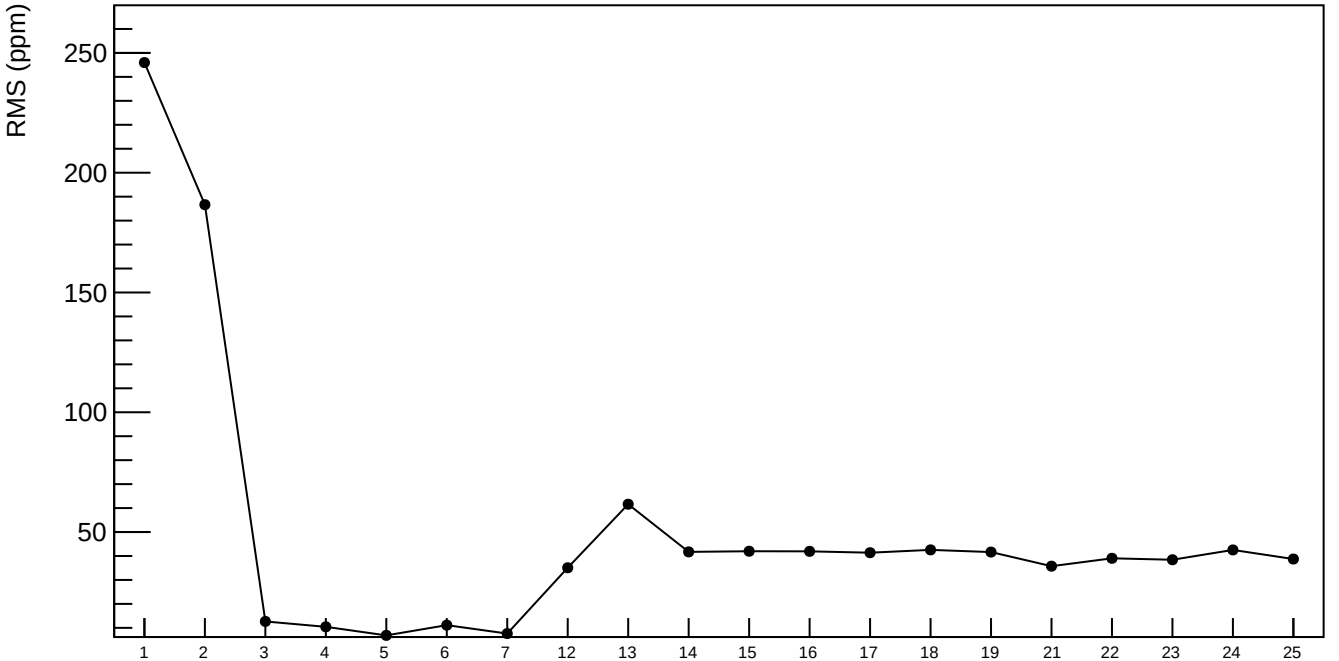

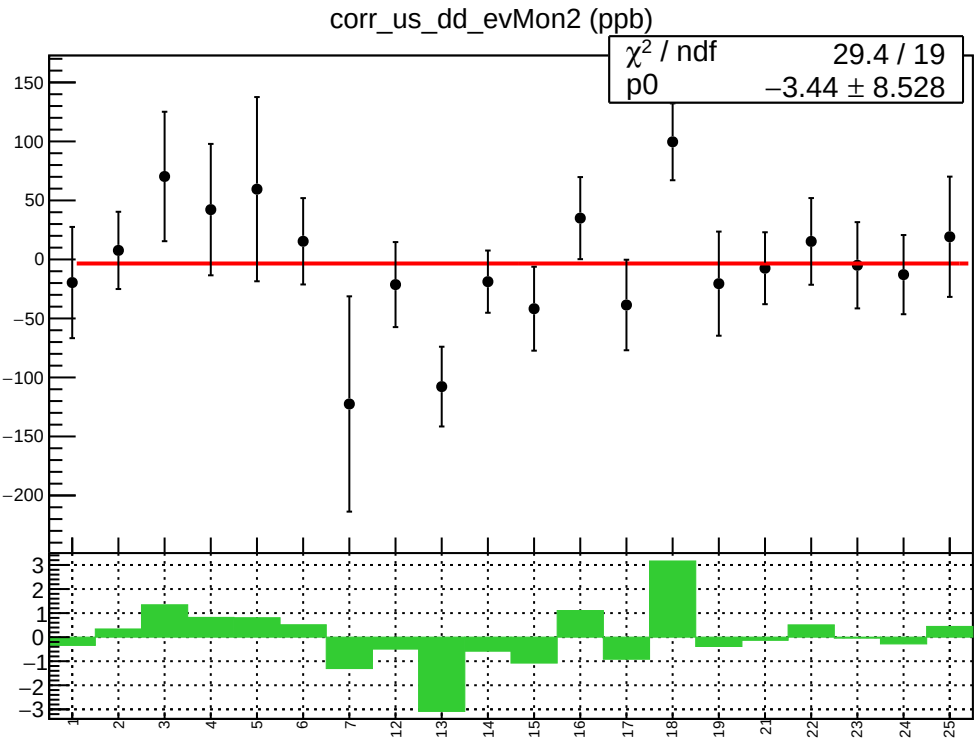
corr_us_dd_evMon2 (ppb)
χ² / ndf 29.4 / 19
p0 −3.44 ± 8.528
150
100
50
0
−50
−100
−150
−200
3
2
1
0
−1
−2
−3
1
2
3
4
5
6
7
12
13
14
15
16
17
18
19
21
22
23
24
25

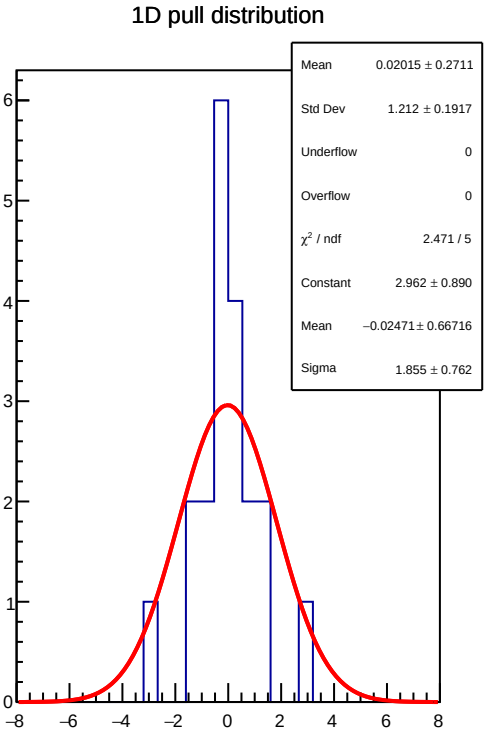
1D pull distribution
Mean 0.02015 ± 0.2711
Std Dev 1.212 ± 0.1917
Underflow 0
Overflow 0
χ² / ndf 2.471 / 5
Constant 2.962 ± 0.890
Mean −0.02471 ± 0.66716
Sigma 1.855 ± 0.762
6
5
4
3
2
1
0
−8
−6
−4
−2
0
2
4
6
8

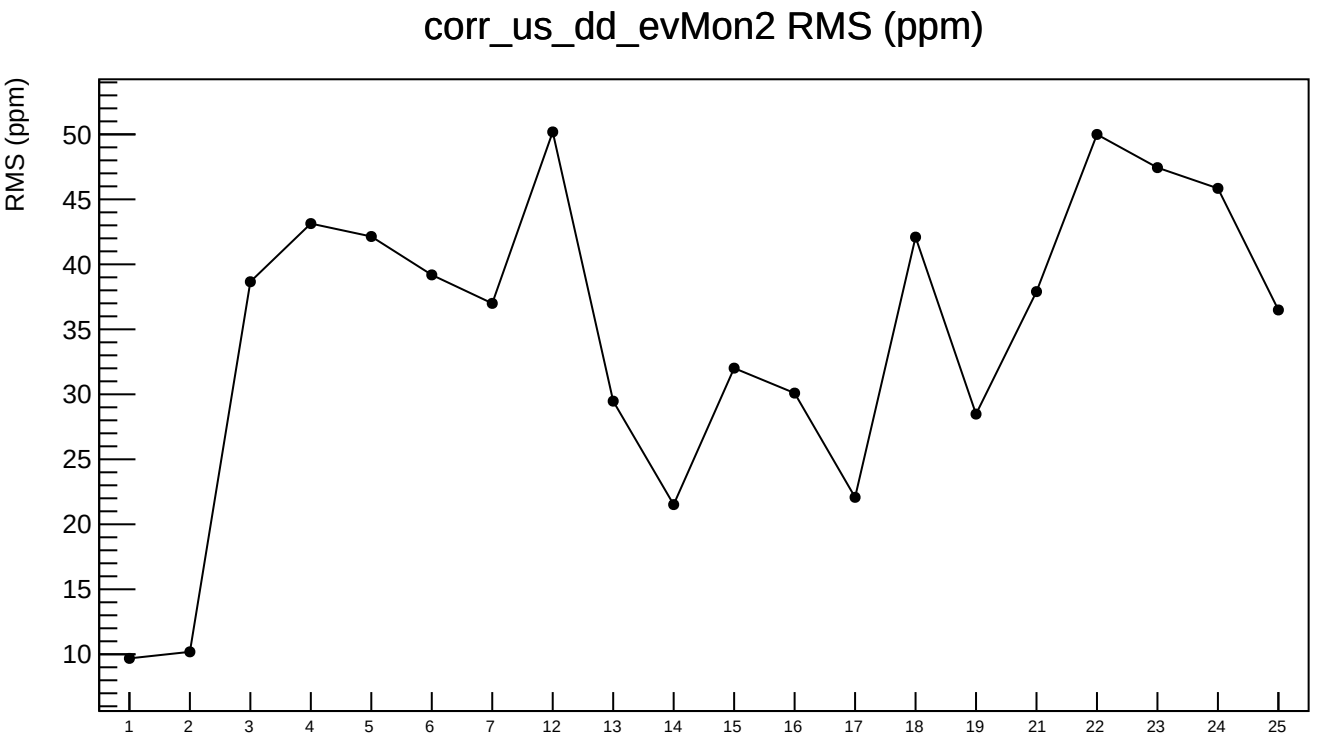
corr_us_dd_evMon2 RMS (ppm)
RMS (ppm)
50
45
40
35
30
25
20
15
10
1
2
3
4
5
6
7
12
13
14
15
16
17
18
19
21
22
23
24
25

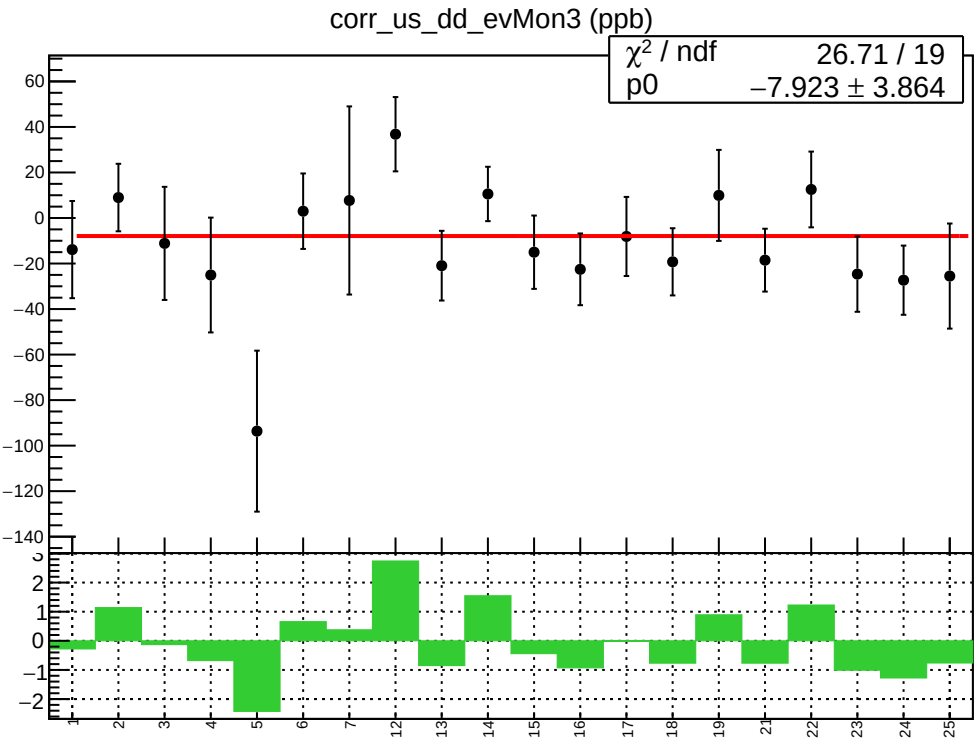
corr_us_dd_evMon3 (ppb)
χ^2 / ndf 26.71 / 19
p0 −7.923 ± 3.864

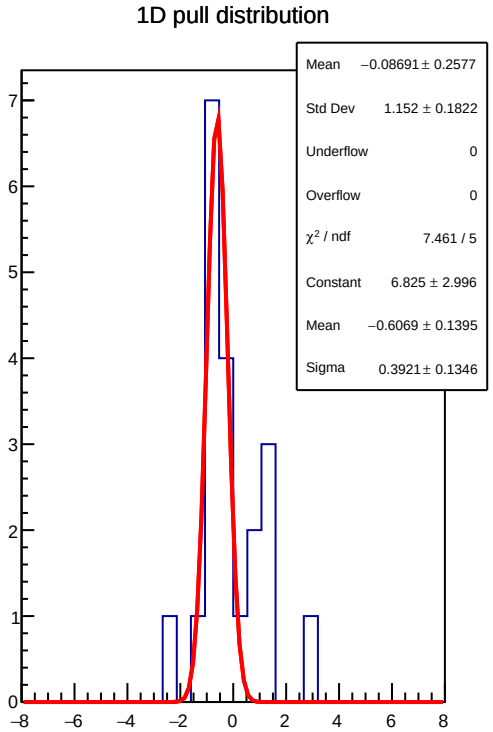
1D pull distribution
Mean −0.08691 ± 0.2577
Std Dev 1.152 ± 0.1822
Underflow 0
Overflow 0
χ^2 / ndf 7.461 / 5
Constant 6.825 ± 2.996
Mean −0.6069 ± 0.1395
Sigma 0.3921 ± 0.1346

corr_us_dd_evMon3 RMS (ppm)

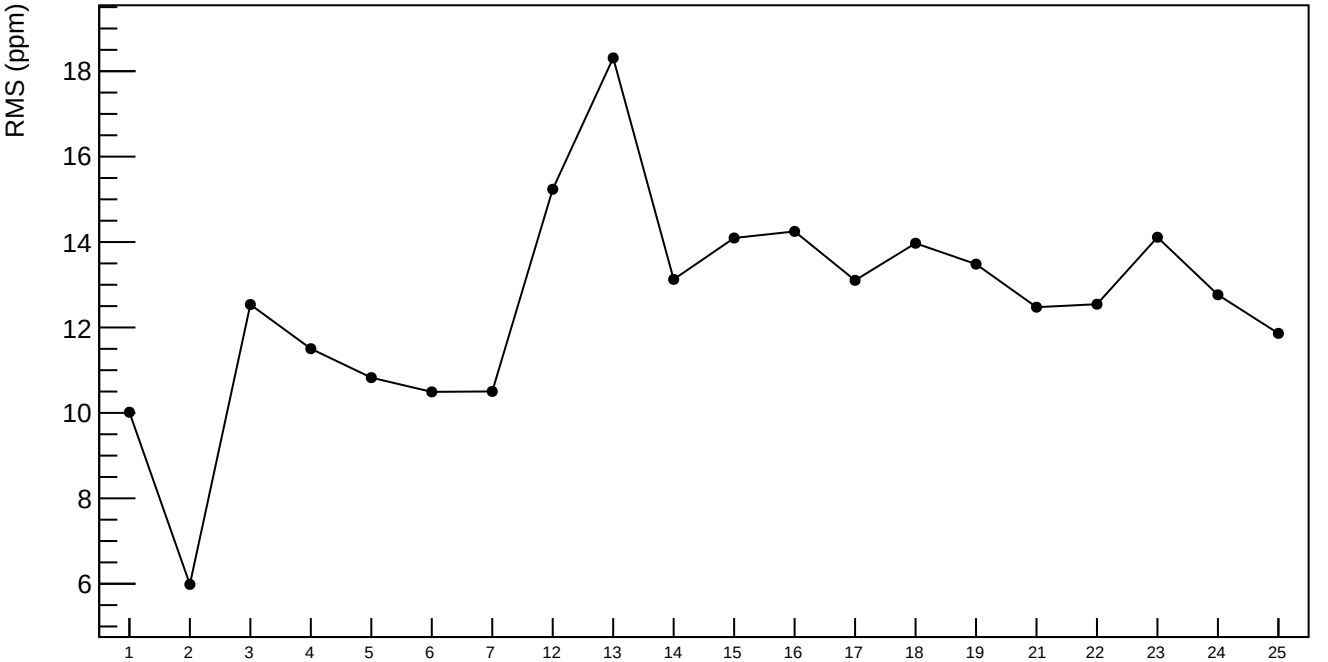

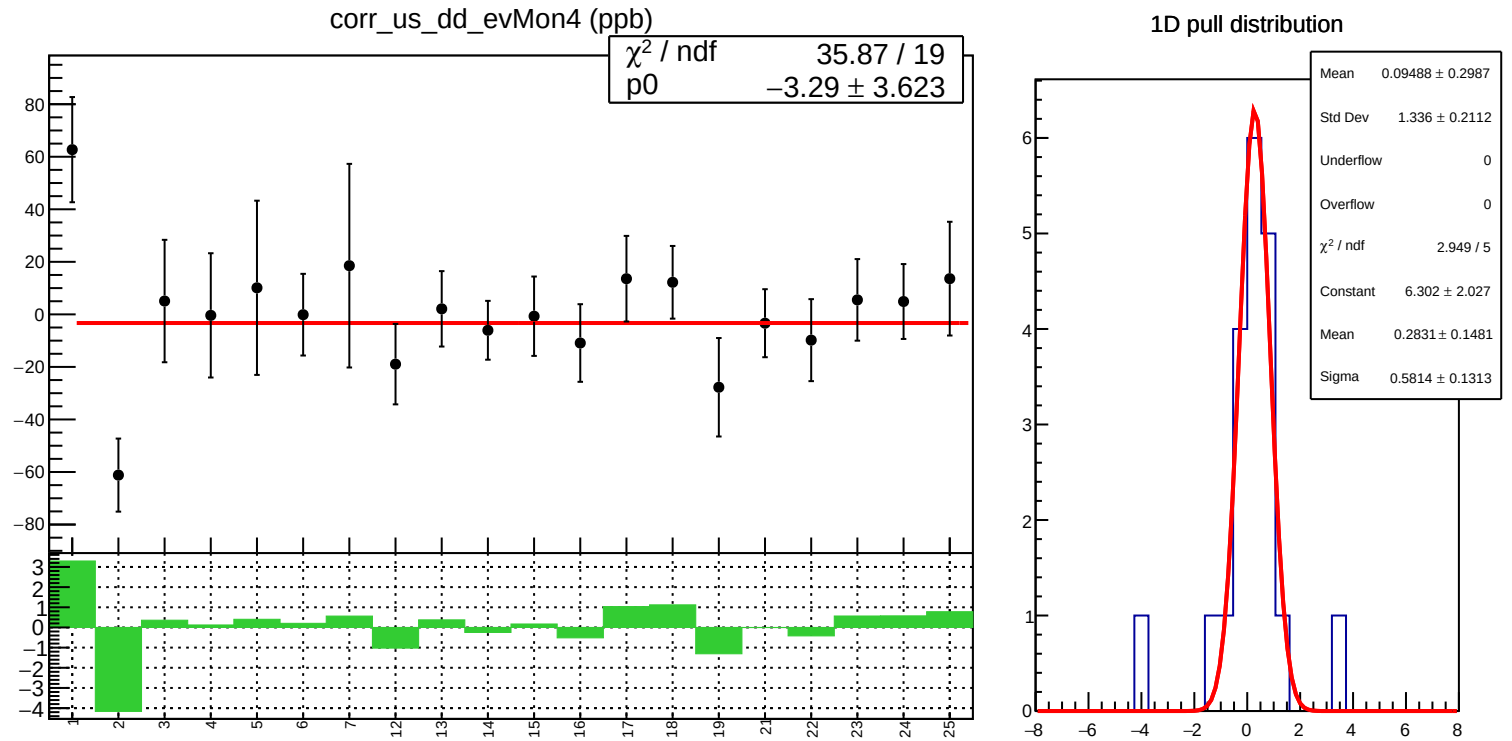
corr_us_dd_evMon4 (ppb)
χ² / ndf 35.87 / 19
p0 −3.29 ± 3.623
1D pull distribution
Mean 0.09488 ± 0.2987
Std Dev 1.336 ± 0.2112
Underflow 0
Overflow 0
χ² / ndf 2.949 / 5
Constant 6.302 ± 2.027
Mean 0.2831 ± 0.1481
Sigma 0.5814 ± 0.1313

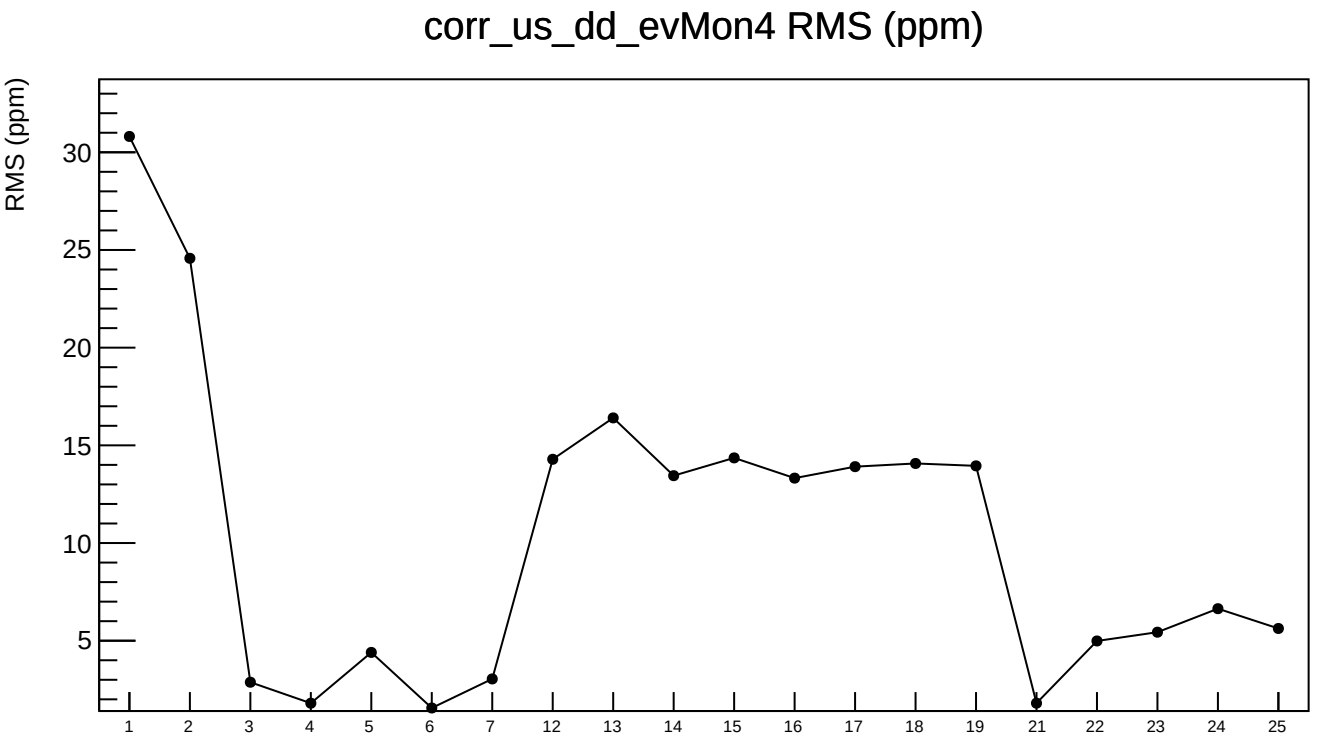
corr_us_dd_evMon4 RMS (ppm)
RMS (ppm)
30
25
20
15
10
5
1
2
3
4
5
6
7
12
13
14
15
16
17
18
19
21
22
23
24
25

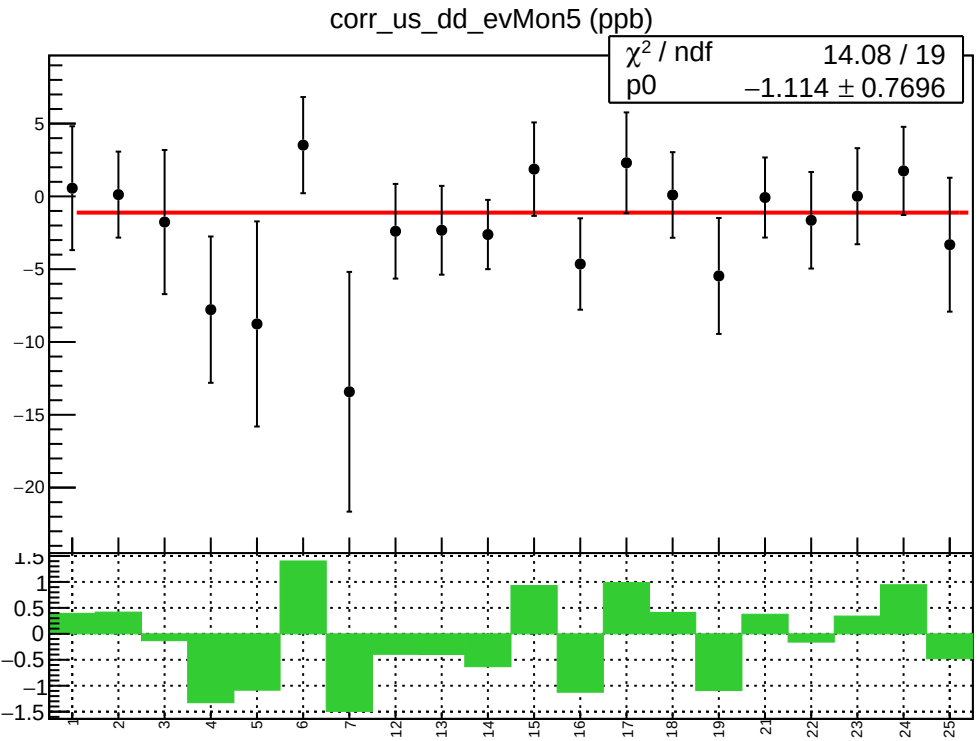
corr_us_dd_evMon5 (ppb)
χ² / ndf 14.08 / 19
p0 −1.114 ± 0.7696

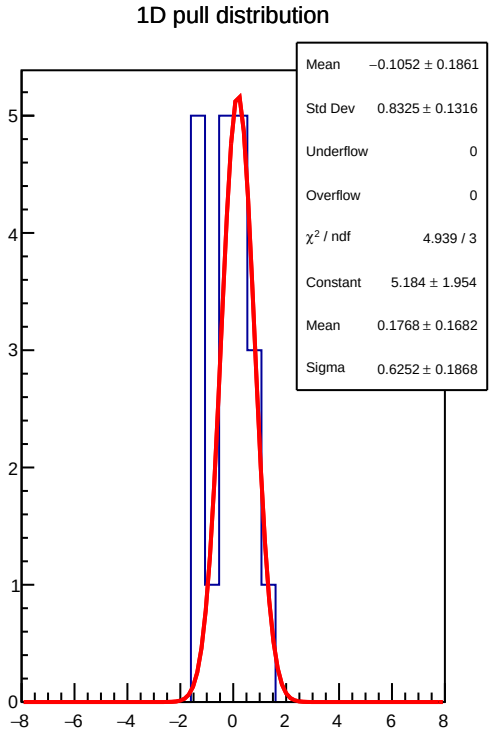
1D pull distribution
Mean −0.1052 ± 0.1861
Std Dev 0.8325 ± 0.1316
Underflow 0
Overflow 0
χ² / ndf 4.939 / 3
Constant 5.184 ± 1.954
Mean 0.1768 ± 0.1682
Sigma 0.6252 ± 0.1868

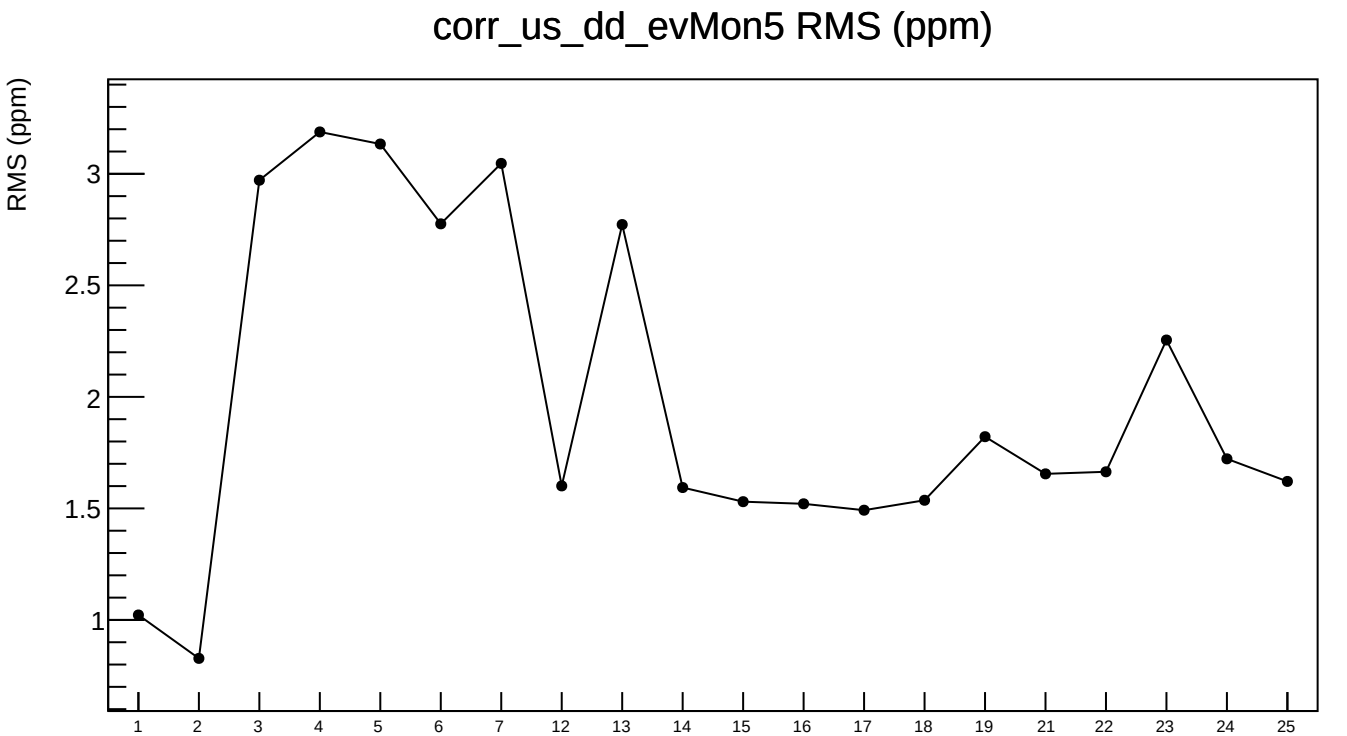
corr_us_dd_evMon5 RMS (ppm)
RMS (ppm)
3
2.5
2
1.5
1
1
2
3
4
5
6
7
12
13
14
15
16
17
18
19
21
22
23
24
25

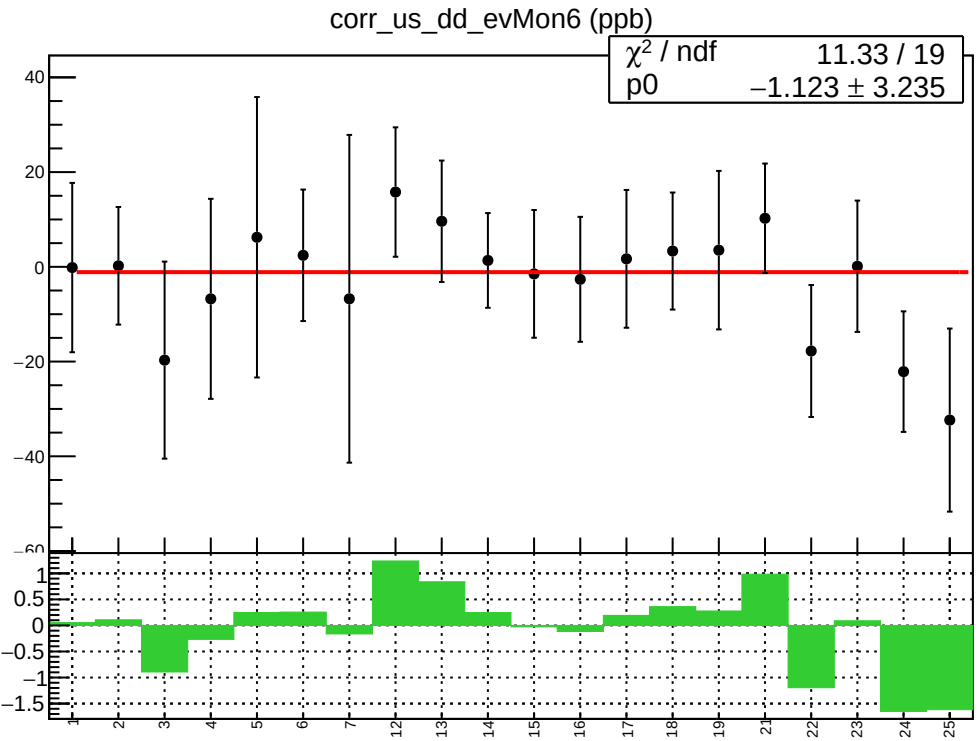
corr_us_dd_evMon6 (ppb)
χ² / ndf 11.33 / 19
p0 −1.123 ± 3.235

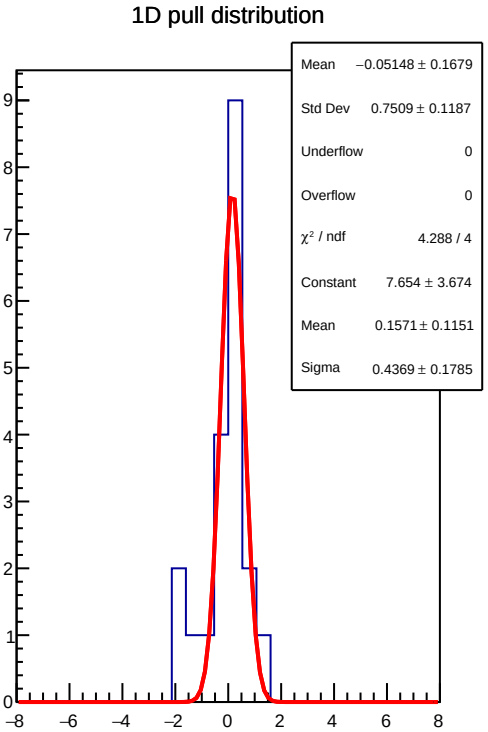
1D pull distribution
Mean −0.05148 ± 0.1679
Std Dev 0.7509 ± 0.1187
Underflow 0
Overflow 0
χ² / ndf 4.288 / 4
Constant 7.654 ± 3.674
Mean 0.1571 ± 0.1151
Sigma 0.4369 ± 0.1785

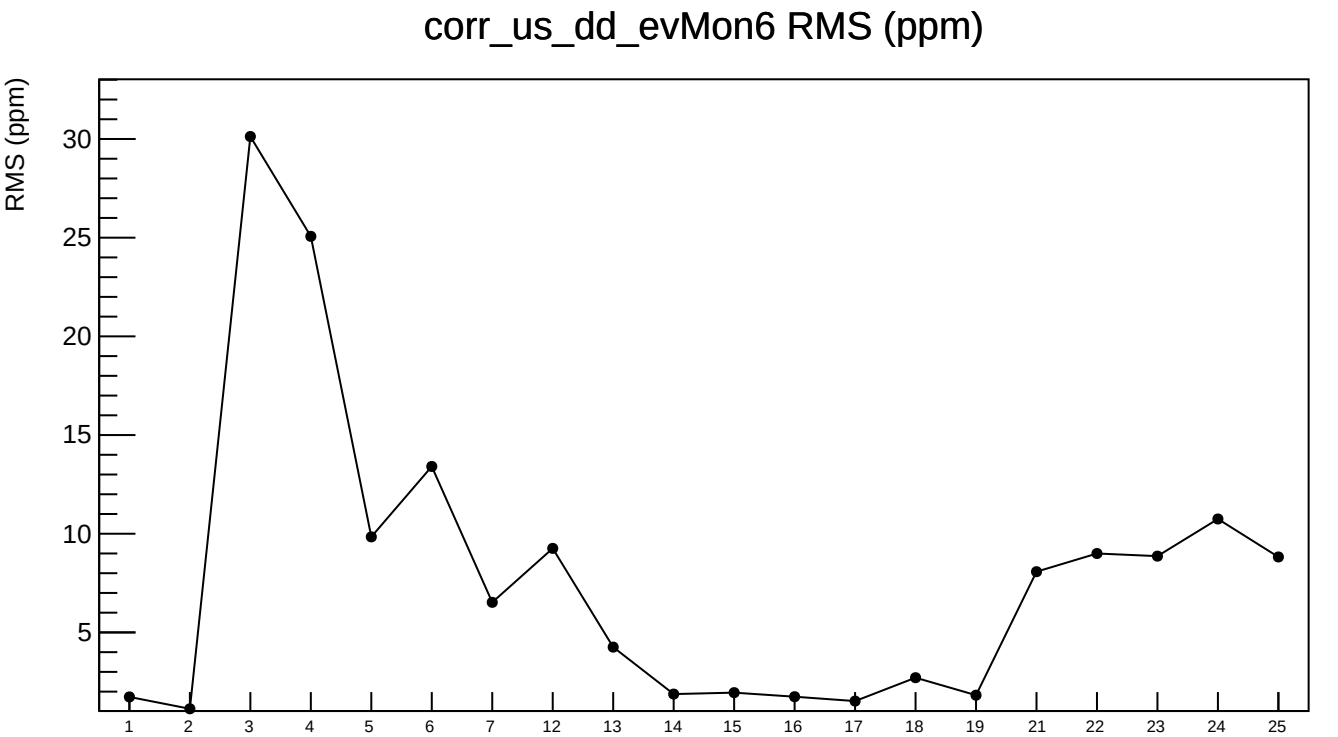
corr_us_dd_evMon6 RMS (ppm)
RMS (ppm)
30
25
20
15
10
5
1
2
3
4
5
6
7
12
13
14
15
16
17
18
19
21
22
23
24
25

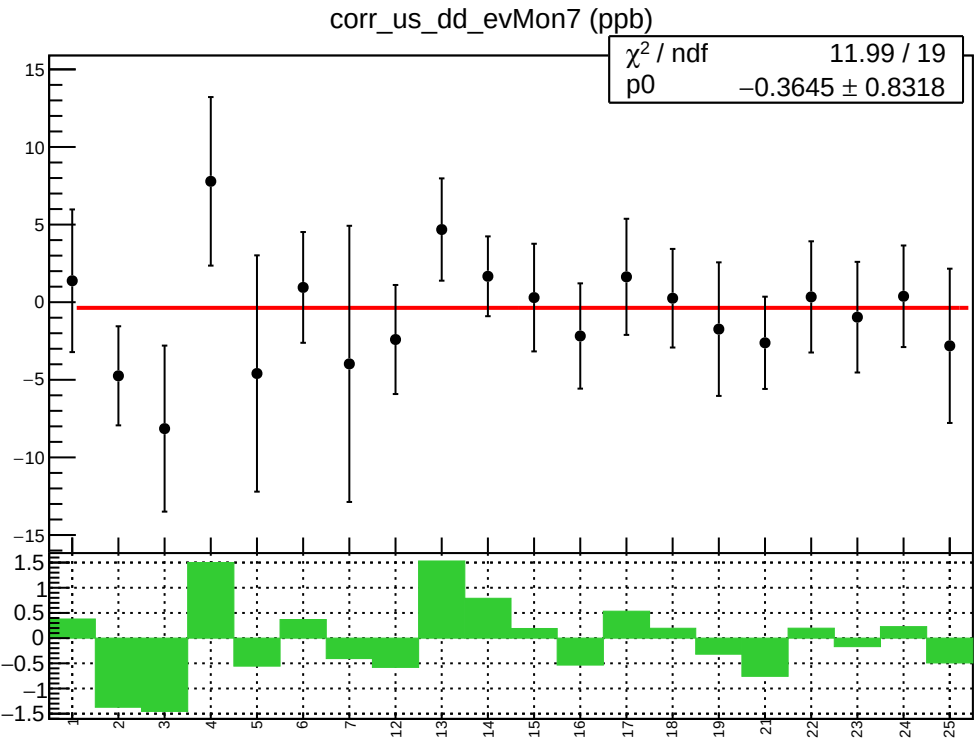
corr_us_dd_evMon7 (ppb)
χ^2 / ndf 11.99 / 19
p0 −0.3645 ± 0.8318

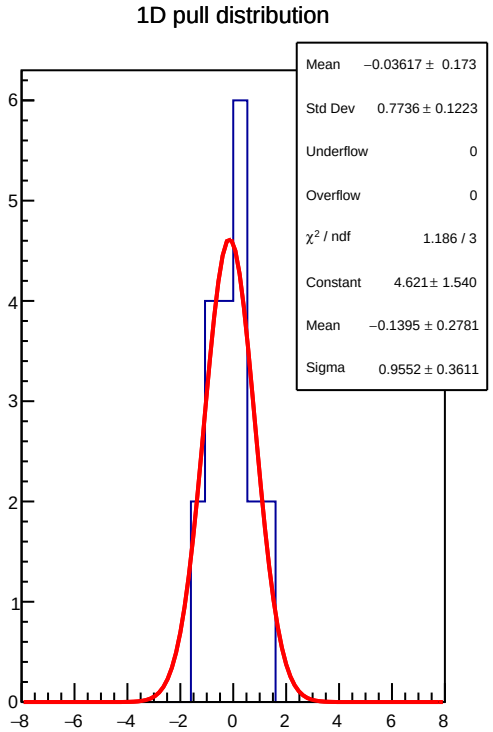
1D pull distribution
Mean −0.03617 ± 0.173
Std Dev 0.7736 ± 0.1223
Underflow 0
Overflow 0
χ^2 / ndf 1.186 / 3
Constant 4.621 ± 1.540
Mean −0.1395 ± 0.2781
Sigma 0.9552 ± 0.3611

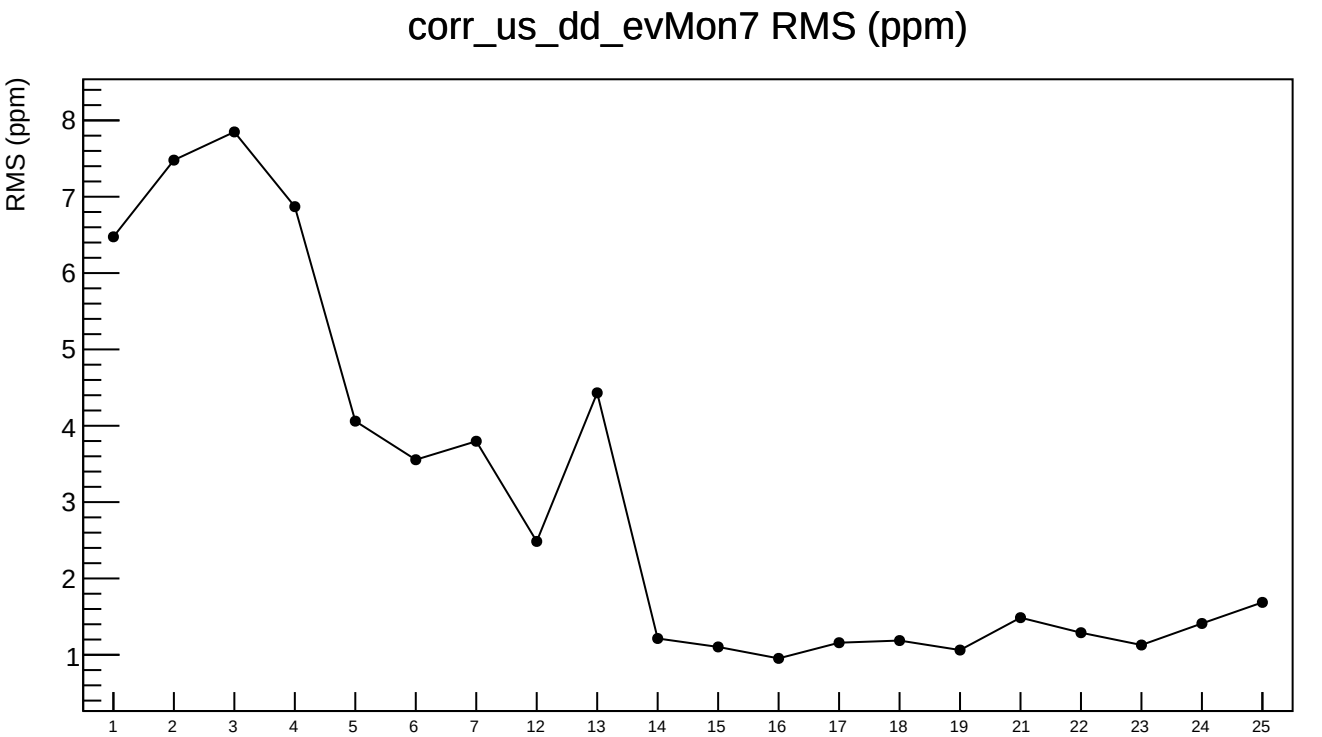
corr_us_dd_evMon7 RMS (ppm)
RMS (ppm)
8
7
6
5
4
3
2
1
1
2
3
4
5
6
7
12
13
14
15
16
17
18
19
21
22
23
24
25

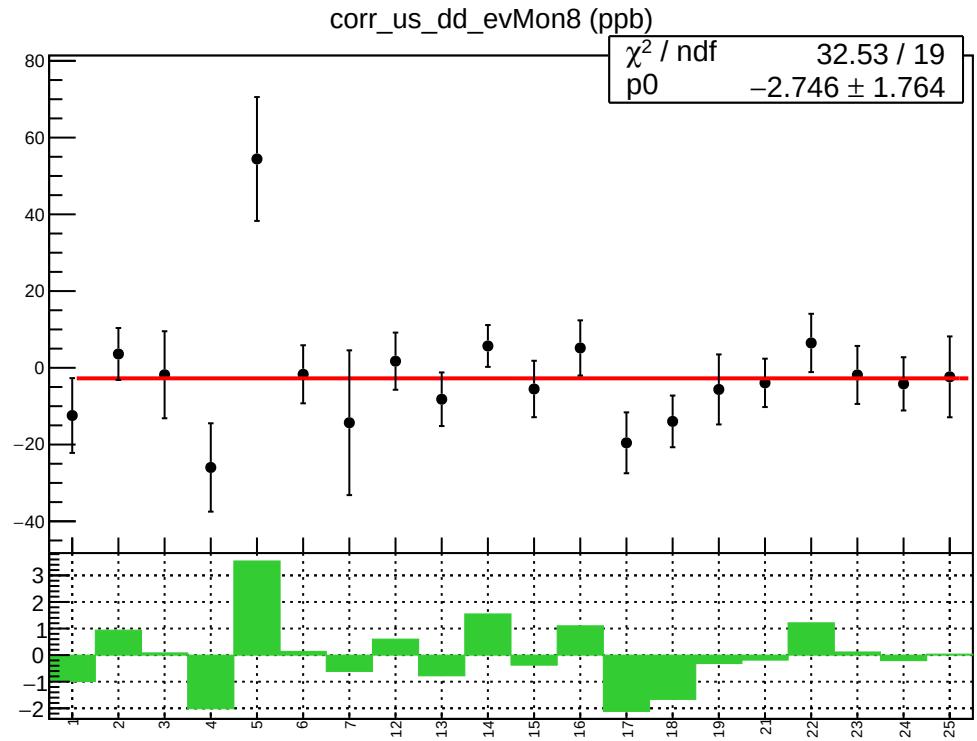
corr_us_dd_evMon8 (ppb)
χ² / ndf 32.53 / 19
p0 −2.746 ± 1.764

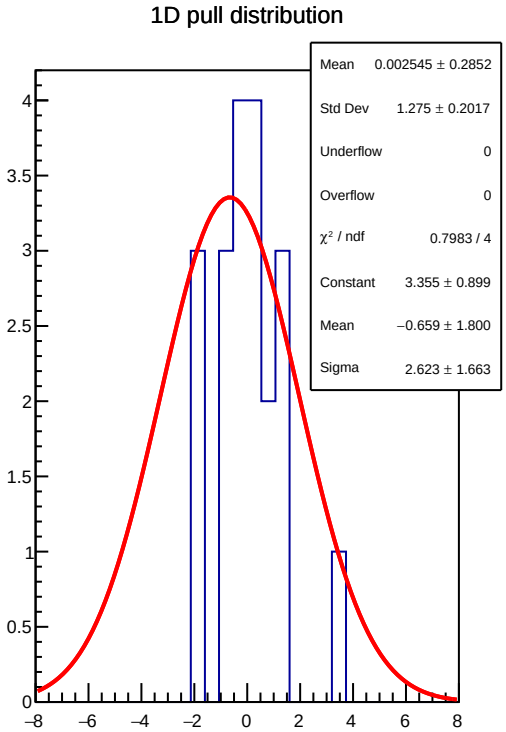
1D pull distribution
Mean 0.002545 ± 0.2852
Std Dev 1.275 ± 0.2017
Underflow 0
Overflow 0
χ² / ndf 0.7983 / 4
Constant 3.355 ± 0.899
Mean −0.659 ± 1.800
Sigma 2.623 ± 1.663

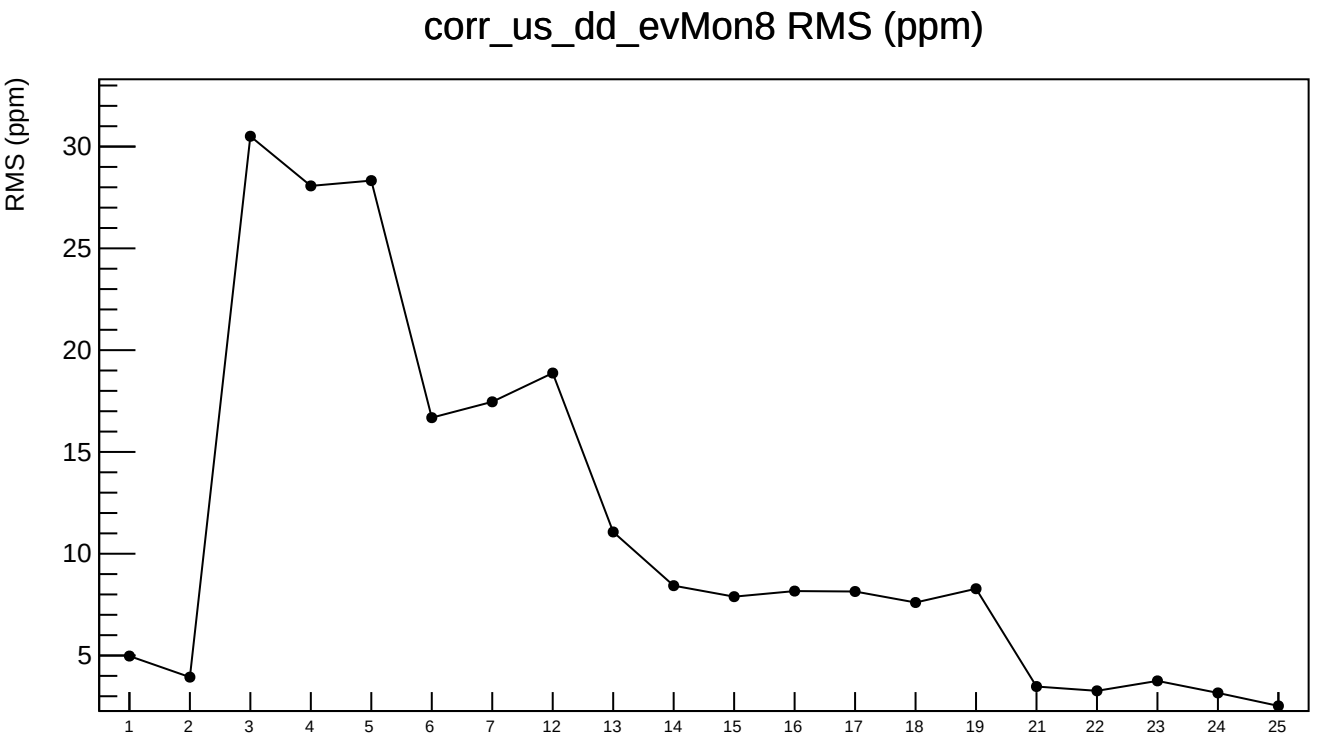
corr_us_dd_evMon8 RMS (ppm)
RMS (ppm)
30
25
20
15
10
5
1
2
3
4
5
6
7
12
13
14
15
16
17
18
19
21
22
23
24
25

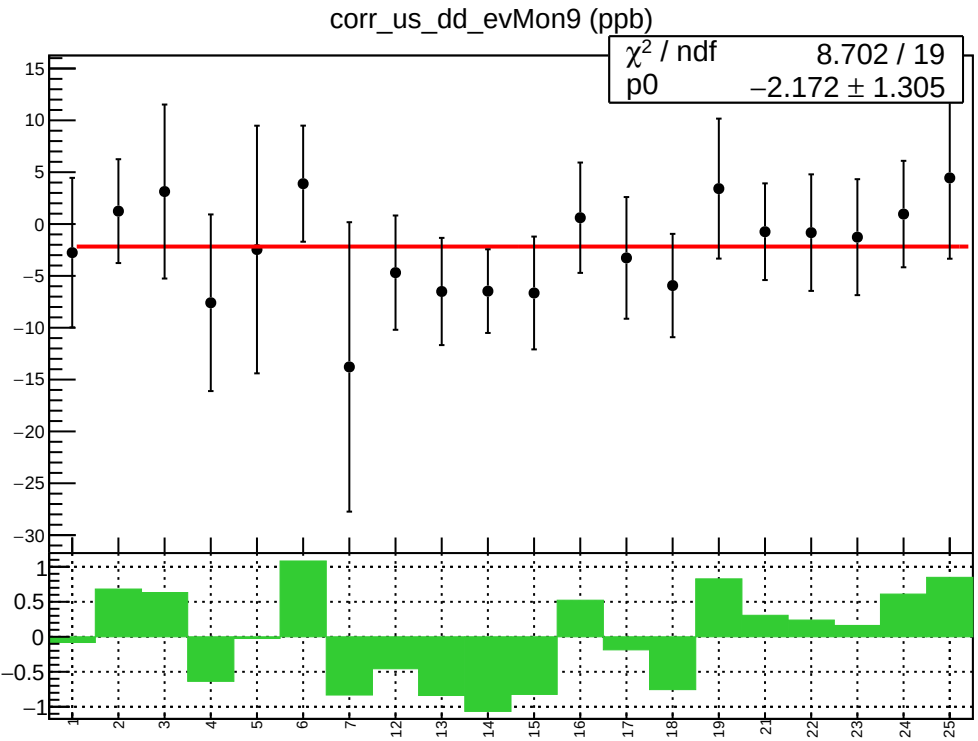
corr_us_dd_evMon9 (ppb)
χ² / ndf 8.702 / 19
p0 −2.172 ± 1.305

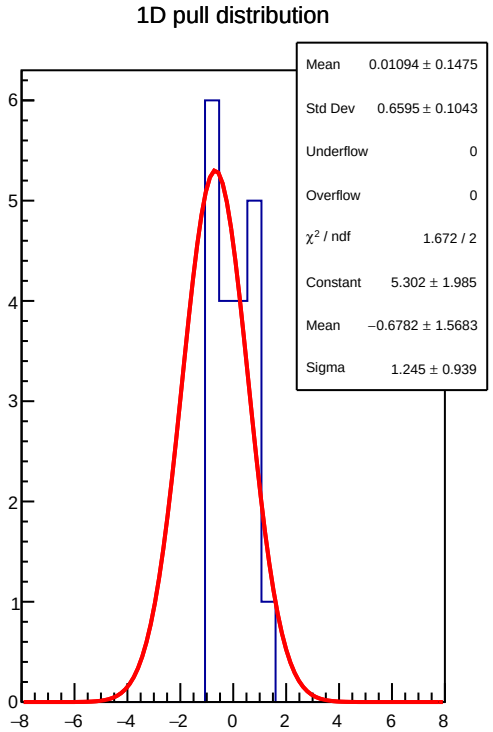
1D pull distribution
Mean 0.01094 ± 0.1475
Std Dev 0.6595 ± 0.1043
Underflow 0
Overflow 0
χ² / ndf 1.672 / 2
Constant 5.302 ± 1.985
Mean −0.6782 ± 1.5683
Sigma 1.245 ± 0.939

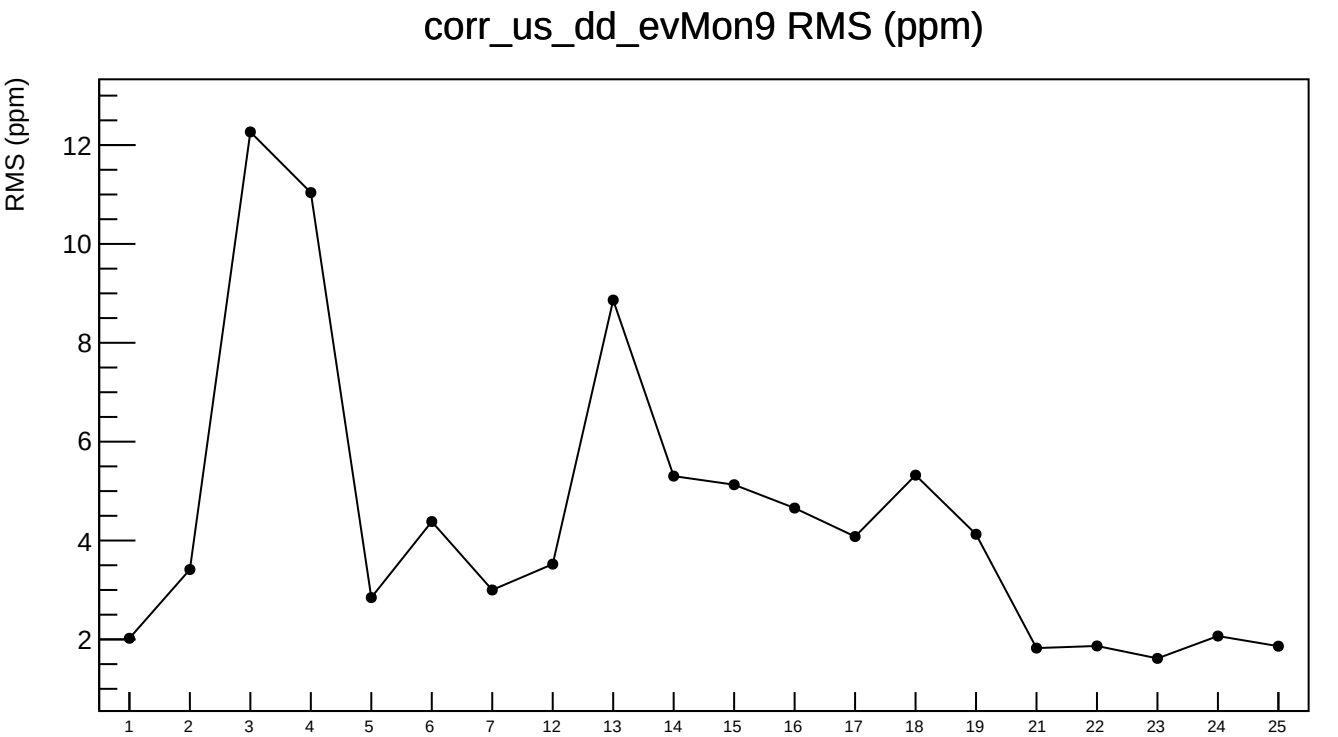
corr_us_dd_evMon9 RMS (ppm)
RMS (ppm)
12
10
8
6
4
2
1
2
3
4
5
6
7
12
13
14
15
16
17
18
19
21
22
23
24
25

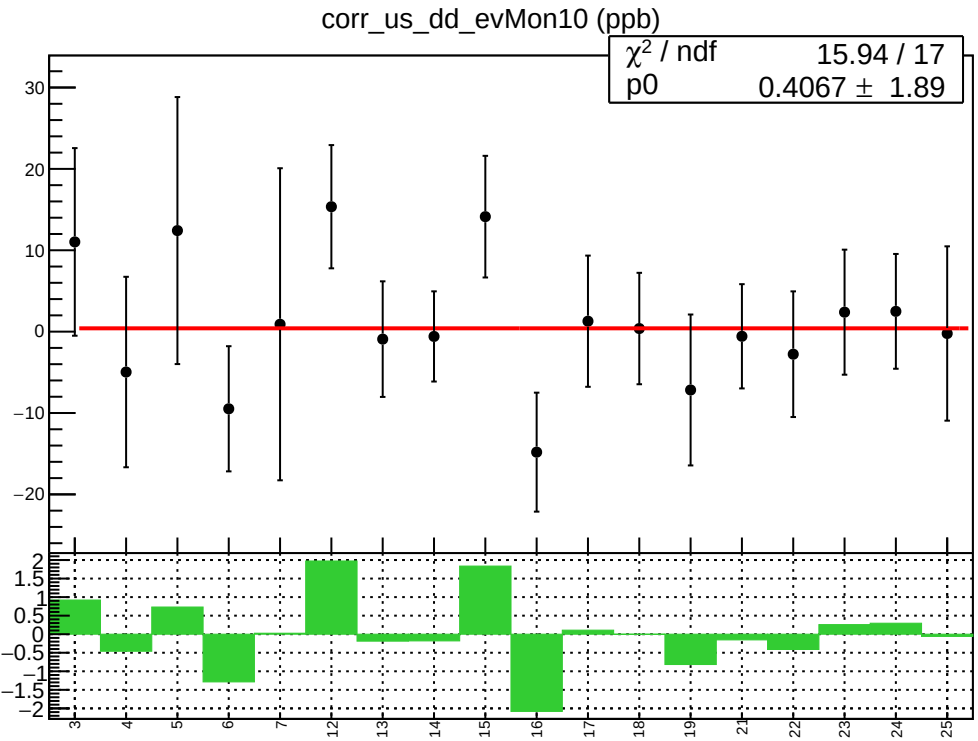
corr_us_dd_evMon10 (ppb)
χ² / ndf 15.94 / 17
p0 0.4067 ± 1.89

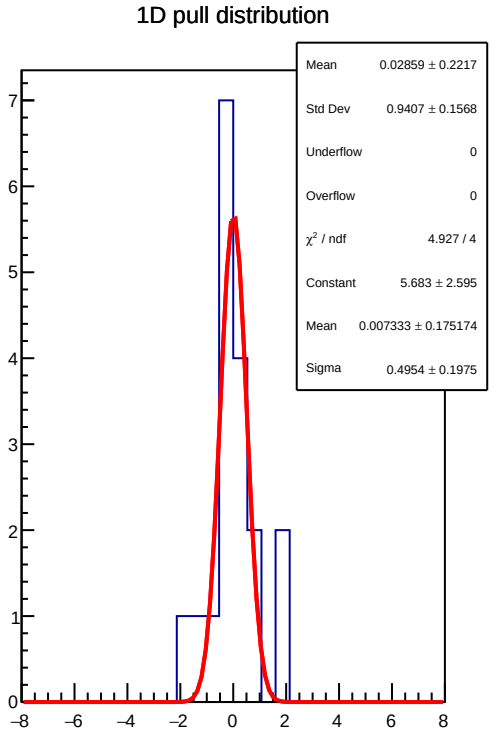
1D pull distribution
Mean 0.02859 ± 0.2217
Std Dev 0.9407 ± 0.1568
Underflow 0
Overflow 0
χ² / ndf 4.927 / 4
Constant 5.683 ± 2.595
Mean 0.007333 ± 0.175174
Sigma 0.4954 ± 0.1975

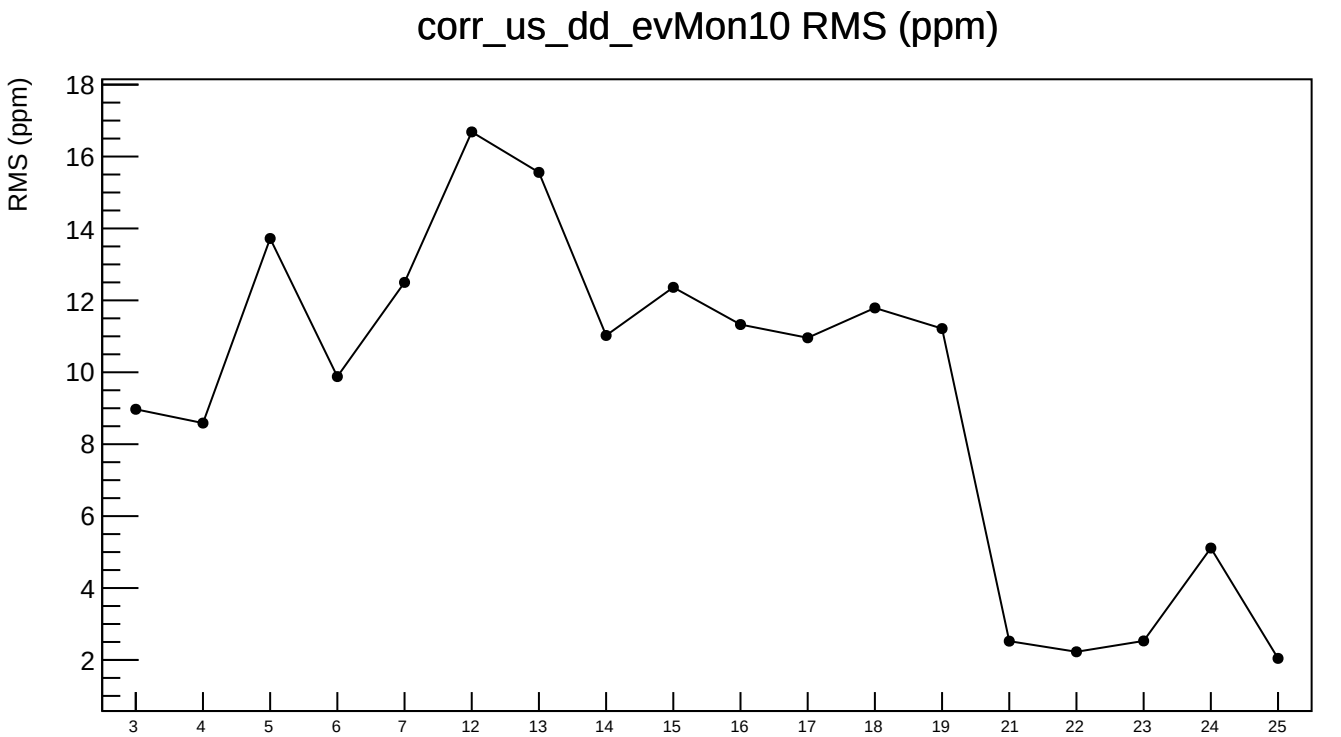
corr_us_dd_evMon10 RMS (ppm)
RMS (ppm)
18
16
14
12
10
8
6
4
2
3
4
5
6
7
12
13
14
15
16
17
18
19
21
22
23
24
25

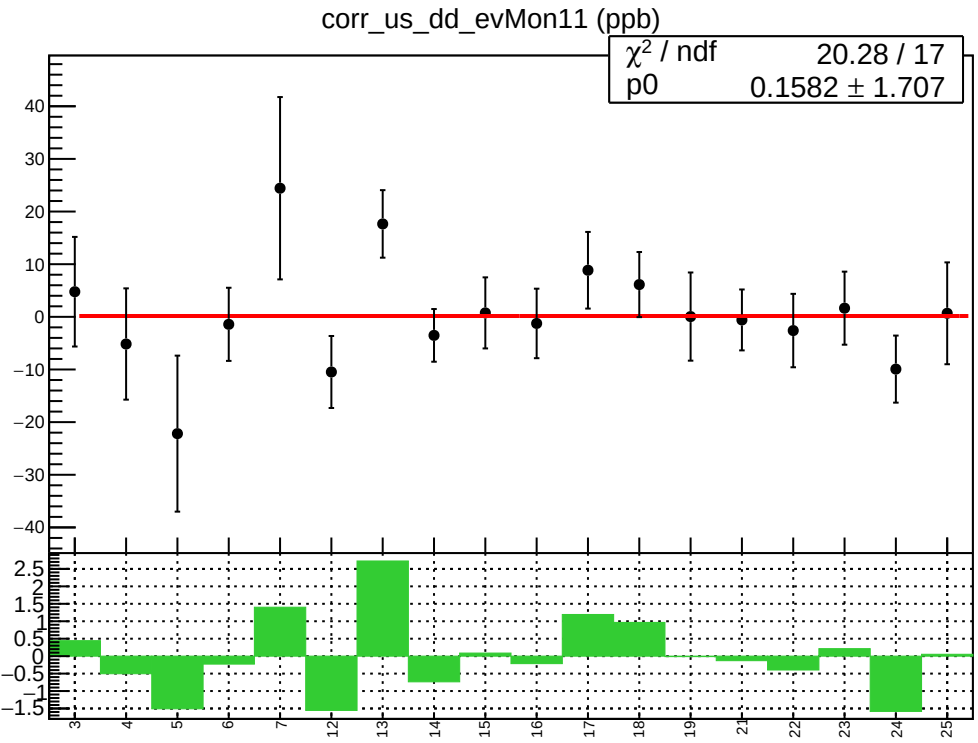
corr_us_dd_evMon11 (ppb)
χ² / ndf 20.28 / 17
p0 0.1582 ± 1.707
40
30
20
10
0
−10
−20
−30
−40
2.5
2
1.5
1
0.5
0
−0.5
−1
−1.5
3
4
5
6
7
12
13
14
15
16
17
18
19
21
22
23
24
25

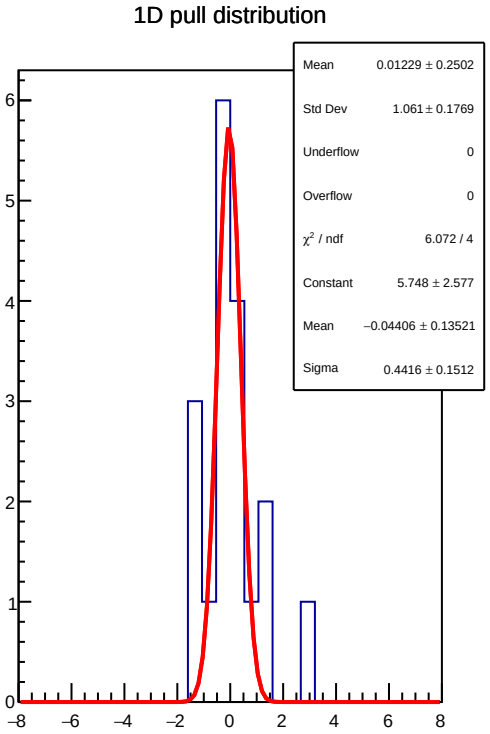
1D pull distribution
Mean 0.01229 ± 0.2502
Std Dev 1.061 ± 0.1769
Underflow 0
Overflow 0
χ² / ndf 6.072 / 4
Constant 5.748 ± 2.577
Mean −0.04406 ± 0.13521
Sigma 0.4416 ± 0.1512
6
5
4
3
2
1
0
−8
−6
−4
−2
0
2
4
6
8

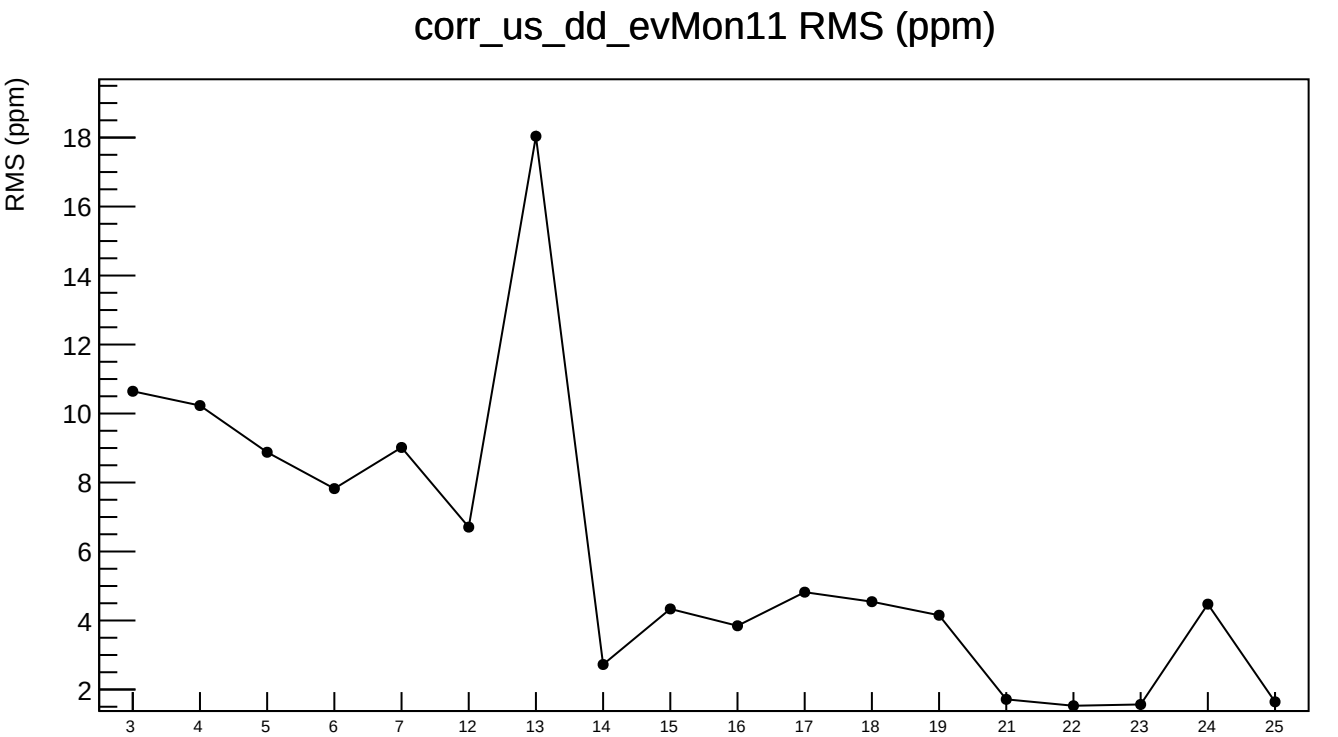
corr_us_dd_evMon11 RMS (ppm)
RMS (ppm)
18
16
14
12
10
8
6
4
2
3
4
5
6
7
12
13
14
15
16
17
18
19
21
22
23
24
25

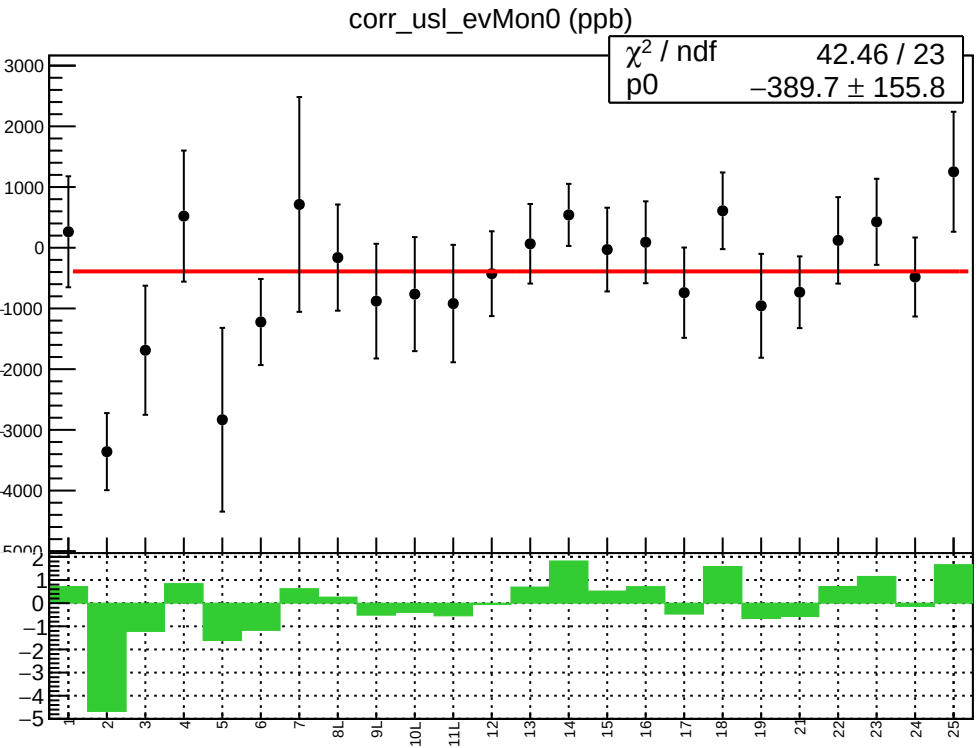
corr_usl_evMon0 (ppb)
χ² / ndf 42.46 / 23
p0 −389.7 ± 155.8
3000
2000
1000
0
-1000
-2000
-3000
-4000
-5000
2
1
0
−1
−2
−3
−4
−5
1
2
3
4
5
6
7
8L
9L
10L
11L
12
13
14
15
16
17
18
19
21
22
23
24
25

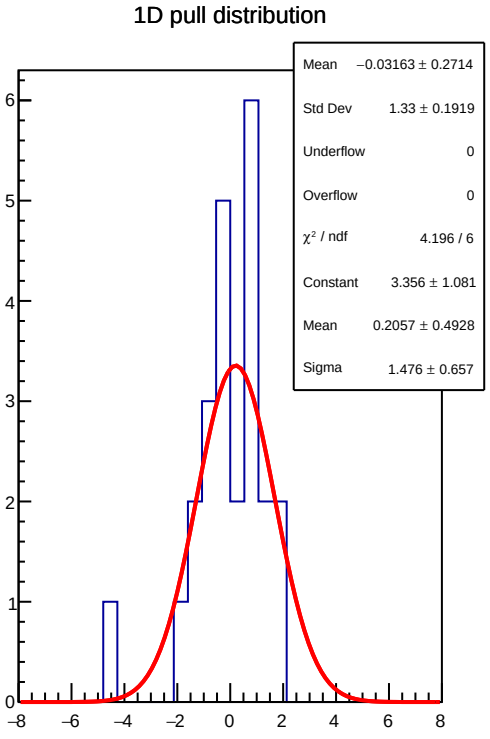
1D pull distribution
Mean −0.03163 ± 0.2714
Std Dev 1.33 ± 0.1919
Underflow 0
Overflow 0
χ² / ndf 4.196 / 6
Constant 3.356 ± 1.081
Mean 0.2057 ± 0.4928
Sigma 1.476 ± 0.657
6
5
4
3
2
1
0
−8
−6
−4
−2
0
2
4
6
8

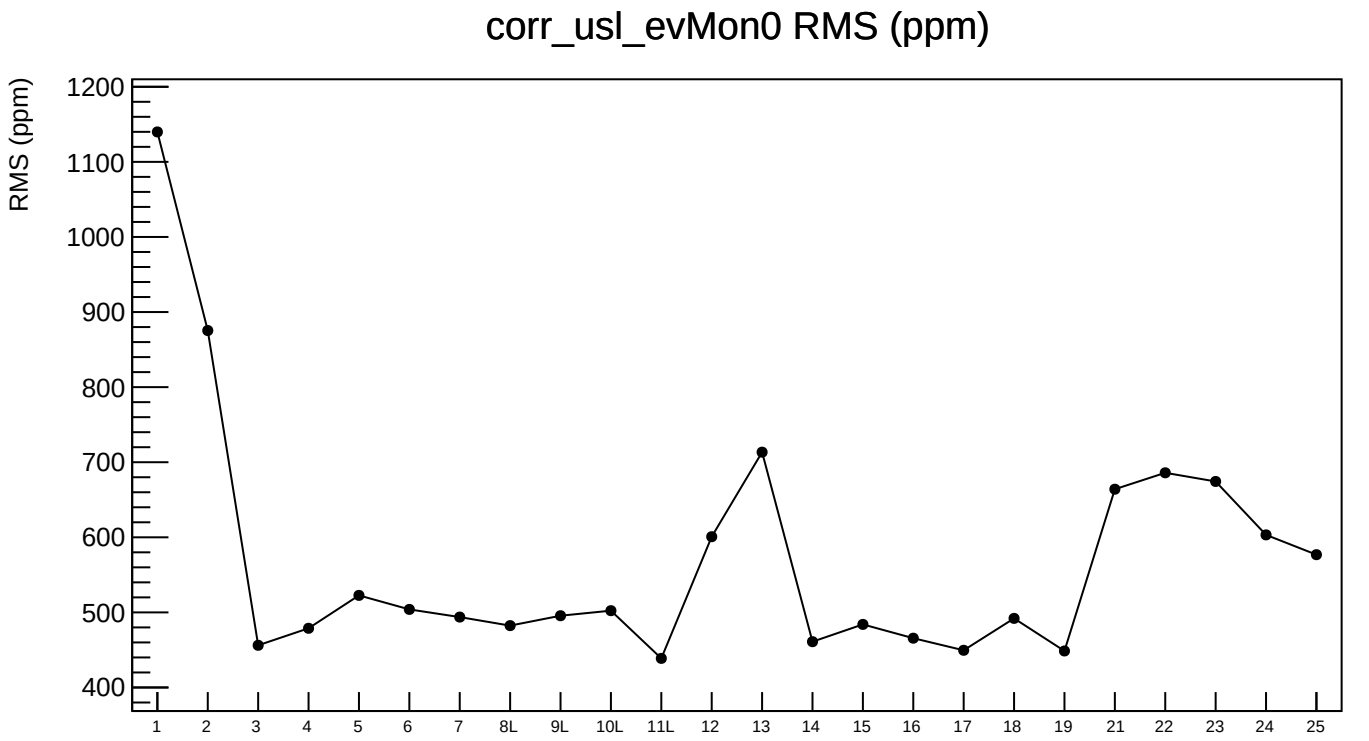
corr_usl_evMon0 RMS (ppm)
RMS (ppm)
1200
1100
1000
900
800
700
600
500
400
1
2
3
4
5
6
7
8L
9L
10L
11L
12
13
14
15
16
17
18
19
21
22
23
24
25

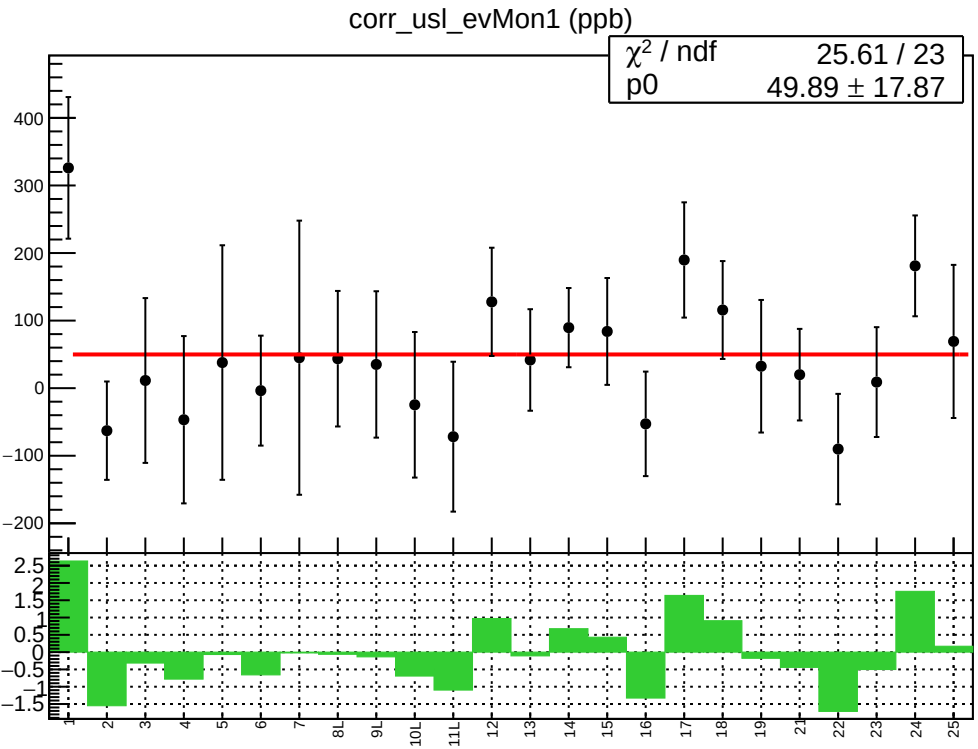
corr_usl_evMon1 (ppb)
χ² / ndf 25.61 / 23
p0 49.89 ± 17.87
400
300
200
100
0
−100
−200
2.5
2
1.5
1
0.5
0
−0.5
−1
−1.5
1
2
3
4
5
6
7
8L
9L
10L
11L
12
13
14
15
16
17
18
19
21
22
23
24
25

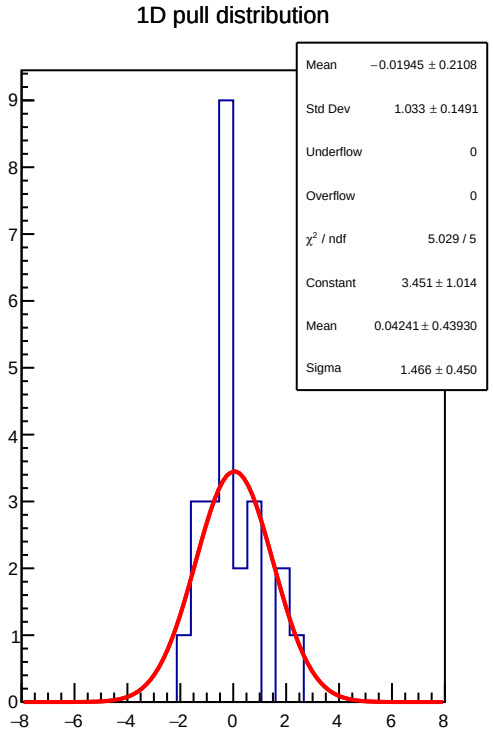
1D pull distribution
Mean −0.01945 ± 0.2108
Std Dev 1.033 ± 0.1491
Underflow 0
Overflow 0
χ² / ndf 5.029 / 5
Constant 3.451 ± 1.014
Mean 0.04241 ± 0.43930
Sigma 1.466 ± 0.450
9
8
7
6
5
4
3
2
1
0
−8
−6
−4
−2
0
2
4
6
8

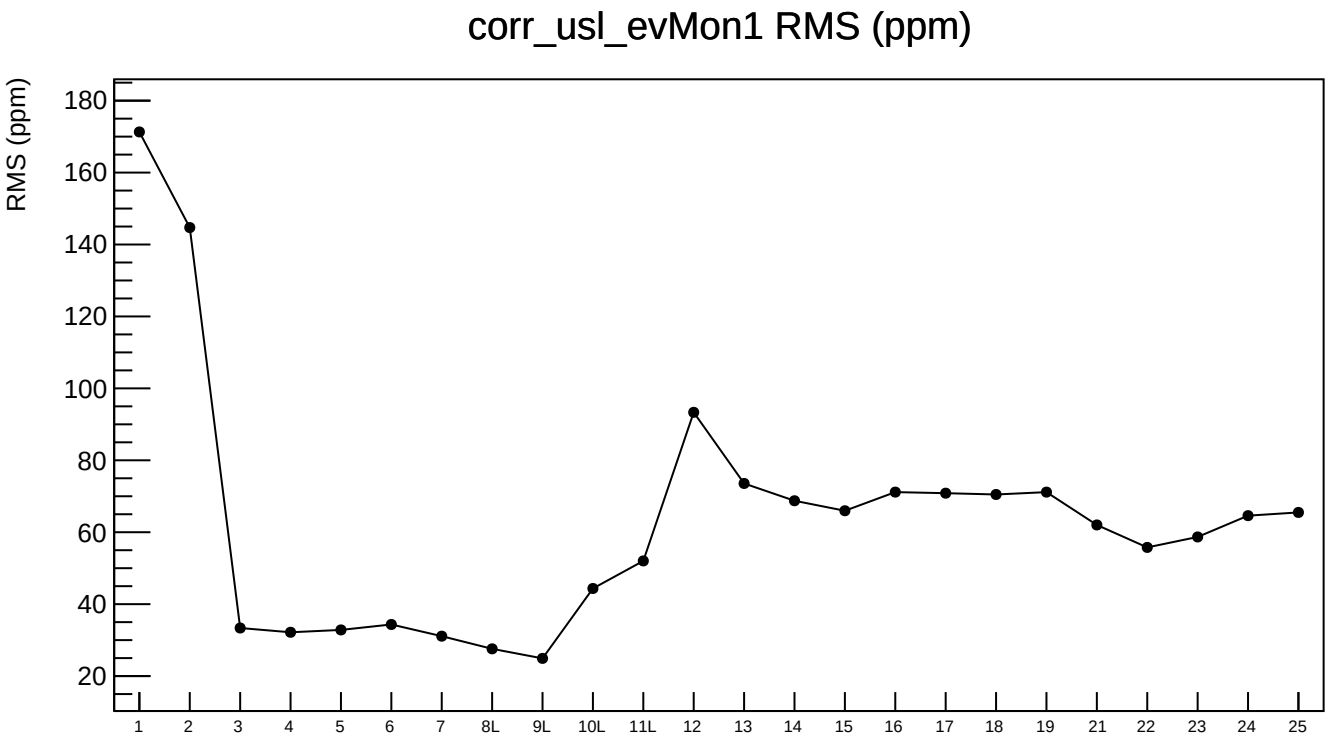
corr_usl_evMon1 RMS (ppm)
RMS (ppm)
180
160
140
120
100
80
60
40
20
1
2
3
4
5
6
7
8L
9L
10L
11L
12
13
14
15
16
17
18
19
21
22
23
24
25

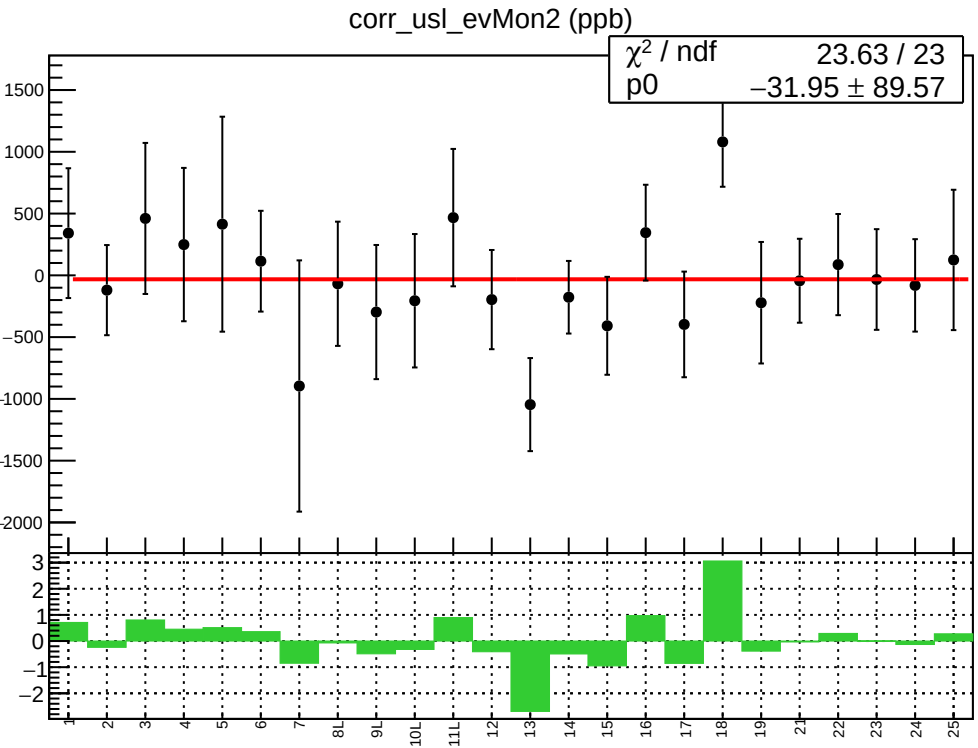
corr_usl_evMon2 (ppb)
χ² / ndf 23.63 / 23
p0 −31.95 ± 89.57
1500
1000
500
0
−500
−1000
−1500
−2000
3
2
1
0
−1
−2
1
2
3
4
5
6
7
8L
9L
10L
11L
12
13
14
15
16
17
18
19
21
22
23
24
25

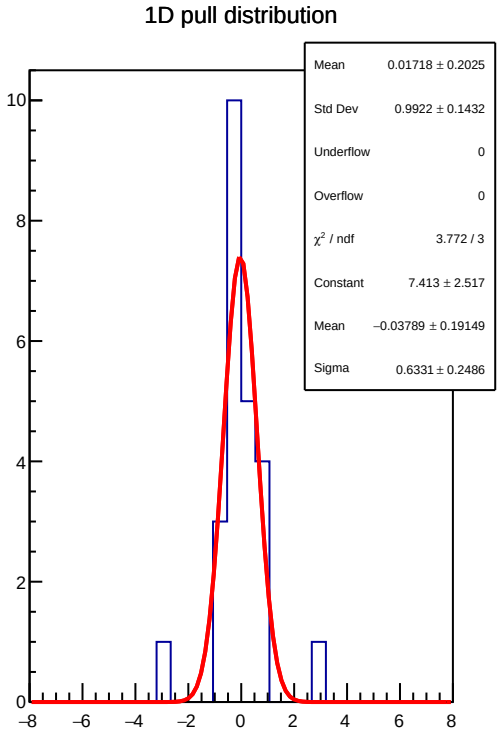
1D pull distribution
Mean 0.01718 ± 0.2025
Std Dev 0.9922 ± 0.1432
Underflow 0
Overflow 0
χ² / ndf 3.772 / 3
Constant 7.413 ± 2.517
Mean −0.03789 ± 0.19149
Sigma 0.6331 ± 0.2486
10
8
6
4
2
0
−8
−6
−4
−2
0
2
4
6
8

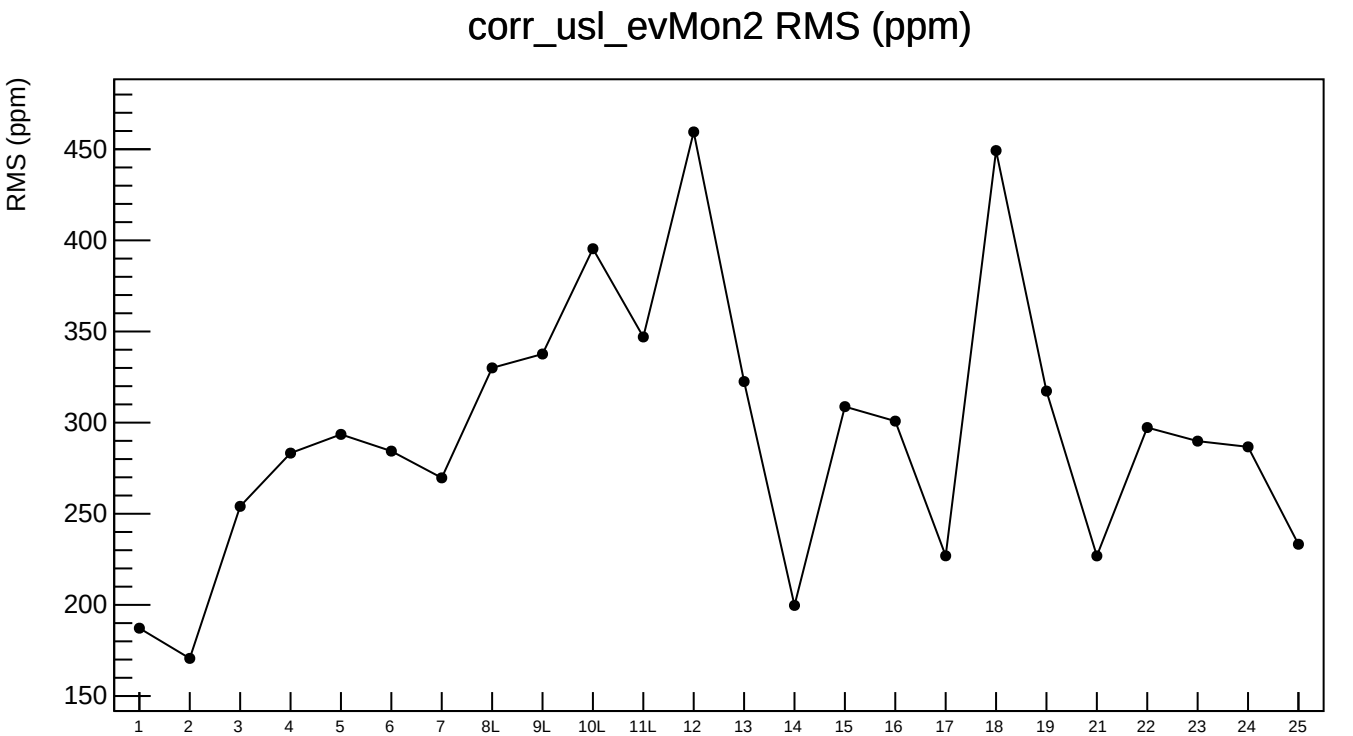
corr_usl_evMon2 RMS (ppm)
RMS (ppm)
450
400
350
300
250
200
150
1
2
3
4
5
6
7
8L
9L
10L
11L
12
13
14
15
16
17
18
19
21
22
23
24
25

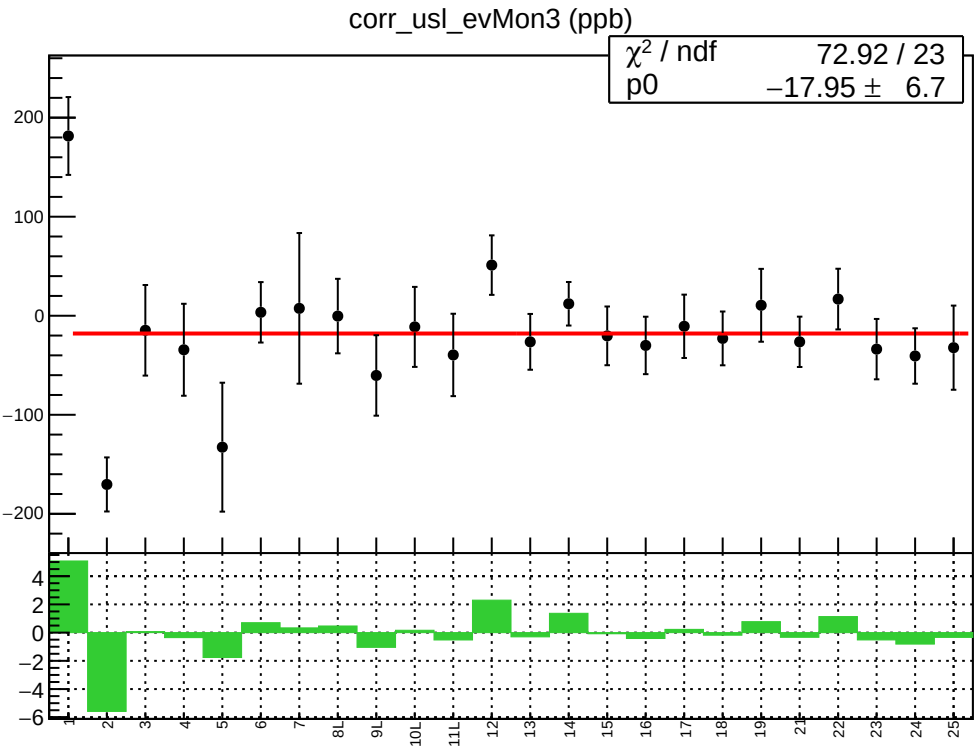
corr_usl_evMon3 (ppb)
χ² / ndf 72.92 / 23
p0 −17.95 ± 6.7
200
100
0
−100
−200
4
2
0
−2
−4
−6
1
2
3
4
5
6
7
8L
9L
10L
11L
12
13
14
15
16
17
18
19
21
22
23
24
25

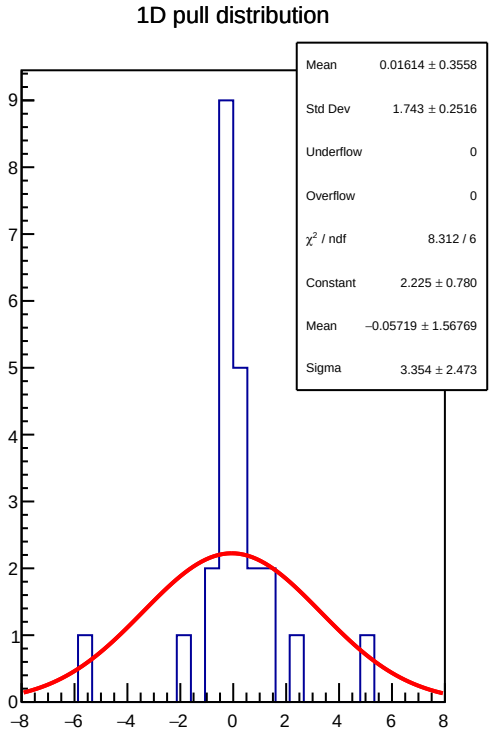
1D pull distribution
Mean 0.01614 ± 0.3558
Std Dev 1.743 ± 0.2516
Underflow 0
Overflow 0
χ² / ndf 8.312 / 6
Constant 2.225 ± 0.780
Mean −0.05719 ± 1.56769
Sigma 3.354 ± 2.473
9
8
7
6
5
4
3
2
1
0
−8
−6
−4
−2
0
2
4
6
8

corr_usl_evMon3 RMS (ppm)

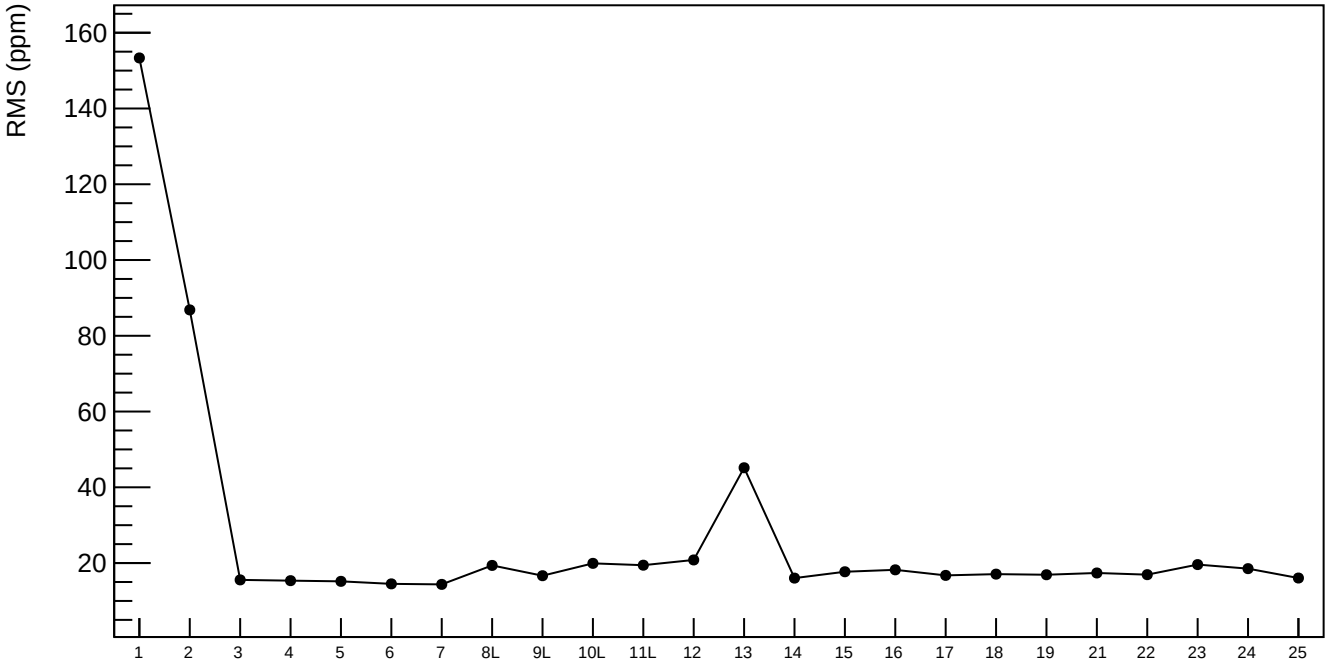

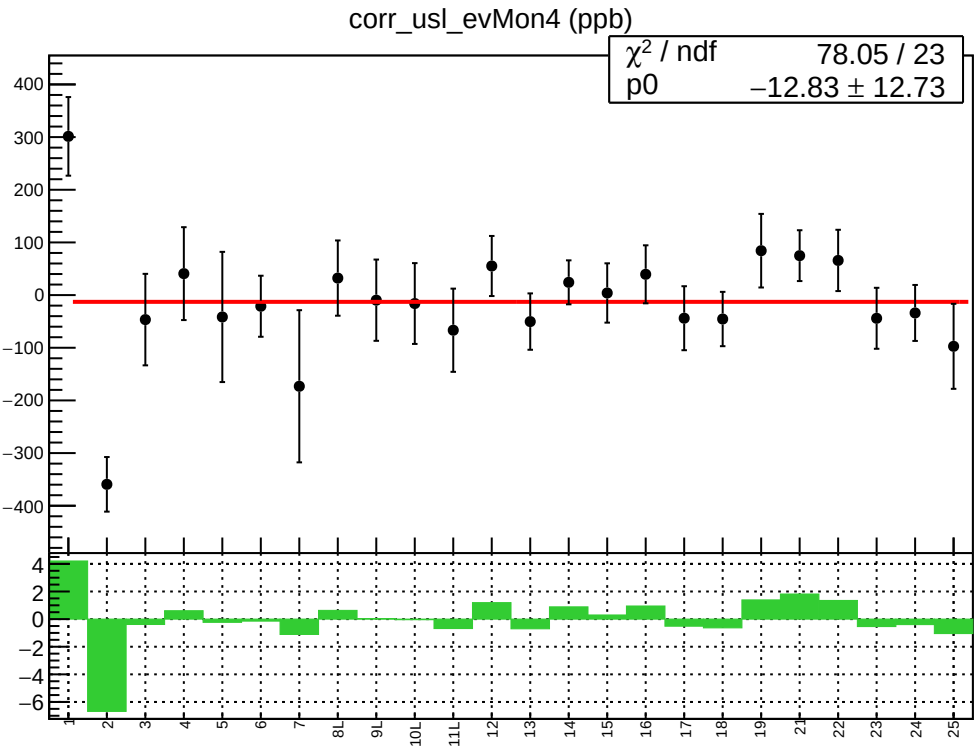
corr_usl_evMon4 (ppb)
χ² / ndf 78.05 / 23
p0 −12.83 ± 12.73
400
300
200
100
0
−100
−200
−300
−400
4
2
0
−2
−4
−6
1
2
3
4
5
6
7
8L
9L
10L
11L
12
13
14
15
16
17
18
19
21
22
23
24
25

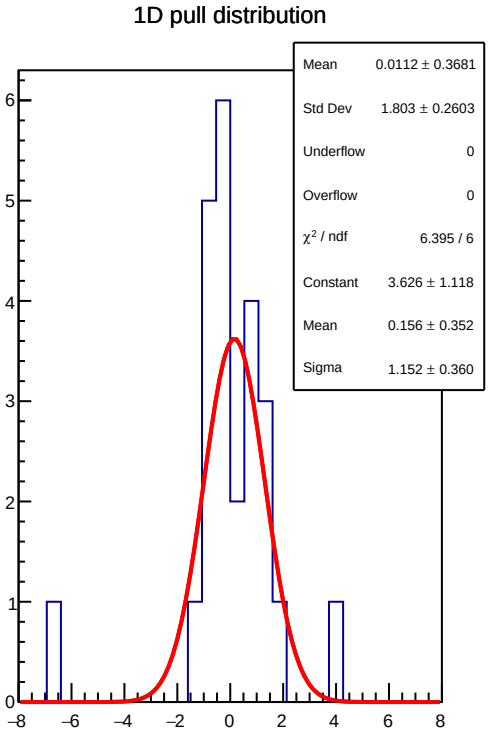
1D pull distribution
Mean 0.0112 ± 0.3681
Std Dev 1.803 ± 0.2603
Underflow 0
Overflow 0
χ² / ndf 6.395 / 6
Constant 3.626 ± 1.118
Mean 0.156 ± 0.352
Sigma 1.152 ± 0.360
6
5
4
3
2
1
0
−8
−6
−4
−2
0
2
4
6
8

corr_usl_evMon4 RMS (ppm)

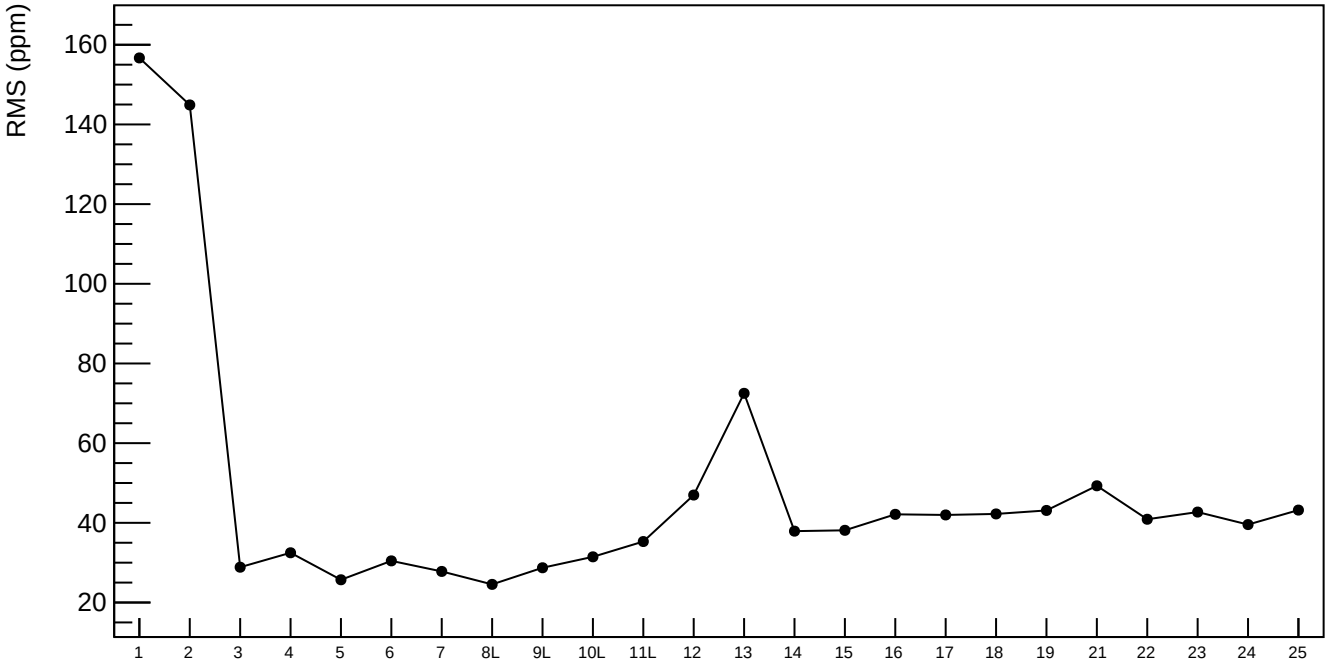

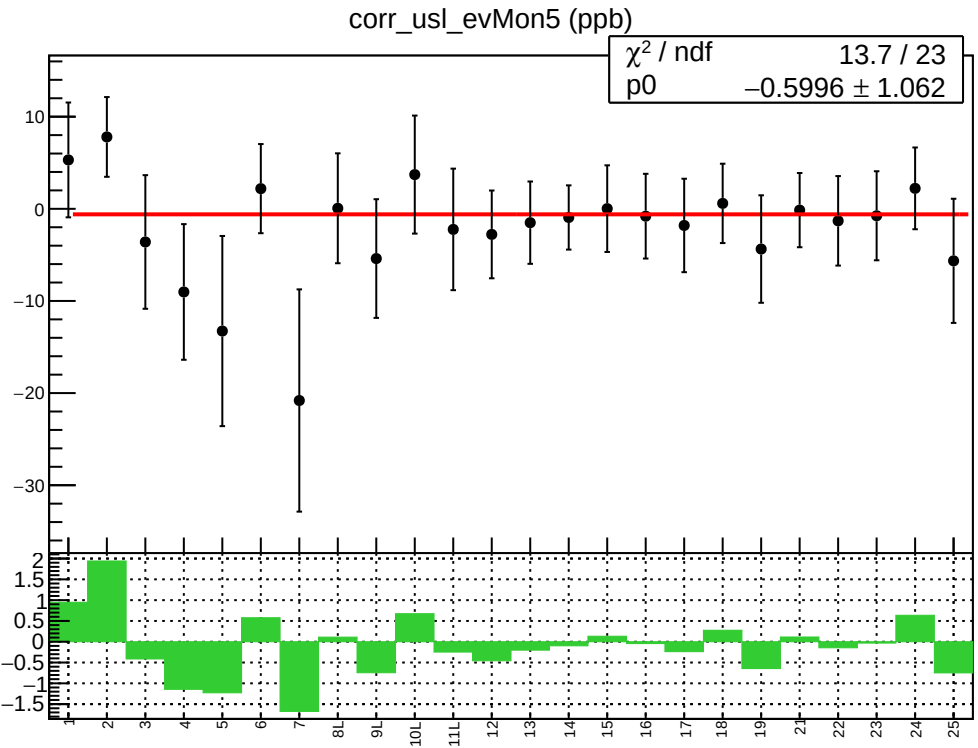
corr_usl_evMon5 (ppb)
χ² / ndf 13.7 / 23
p0 −0.5996 ± 1.062
1
2
3
4
5
6
7
8L
9L
10L
11L
12
13
14
15
16
17
18
19
21
22
23
24
25

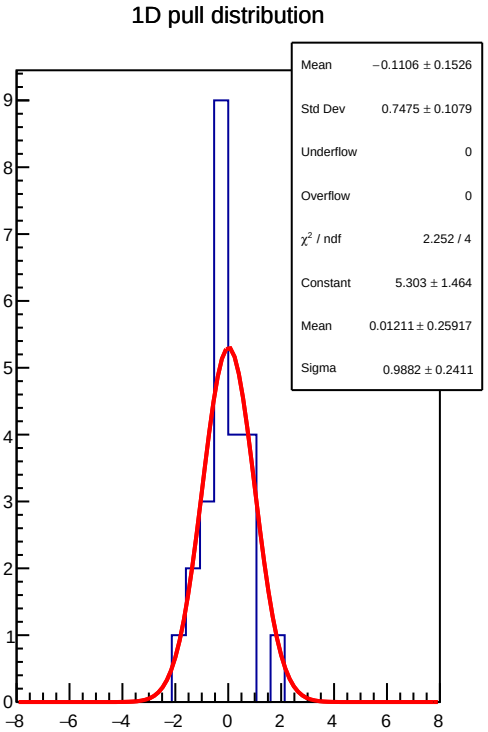
1D pull distribution
Mean −0.1106 ± 0.1526
Std Dev 0.7475 ± 0.1079
Underflow 0
Overflow 0
χ² / ndf 2.252 / 4
Constant 5.303 ± 1.464
Mean 0.01211 ± 0.25917
Sigma 0.9882 ± 0.2411

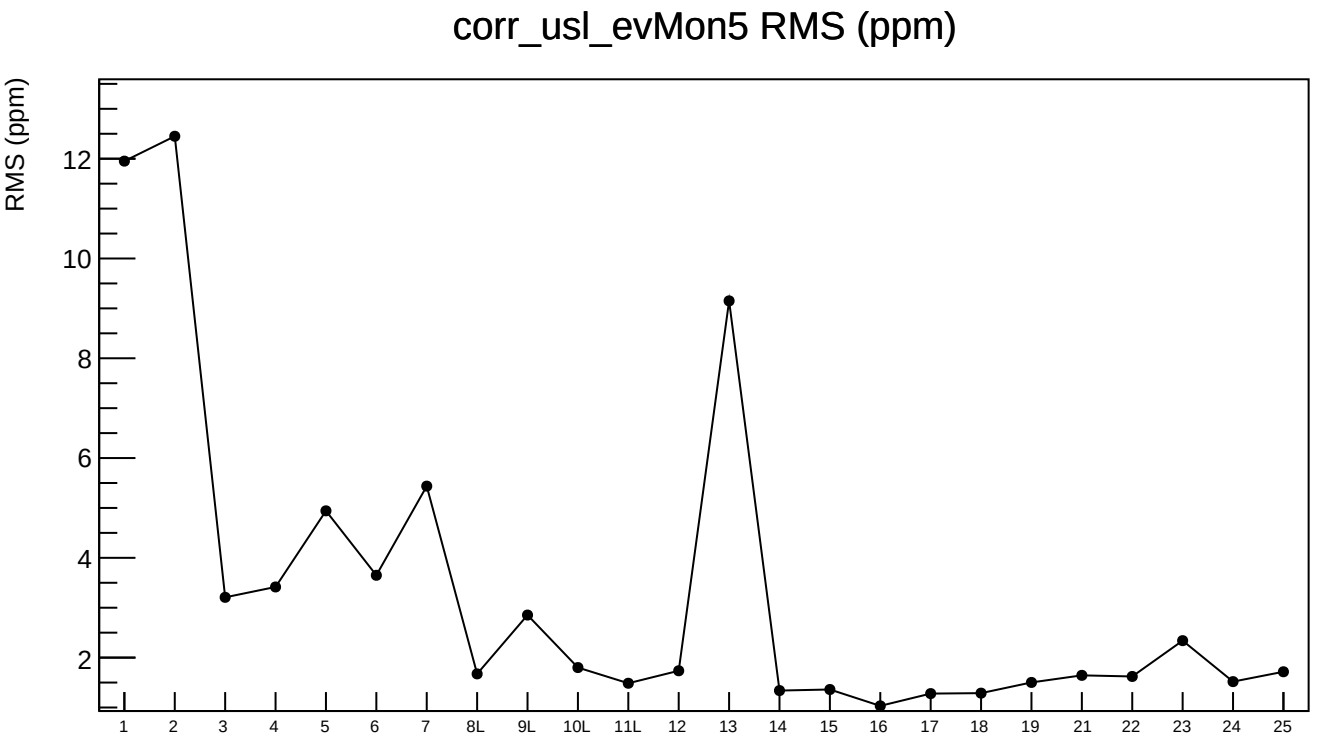
corr_usl_evMon5 RMS (ppm)
RMS (ppm)
12
10
8
6
4
2
1
2
3
4
5
6
7
8L
9L
10L
11L
12
13
14
15
16
17
18
19
21
22
23
24
25

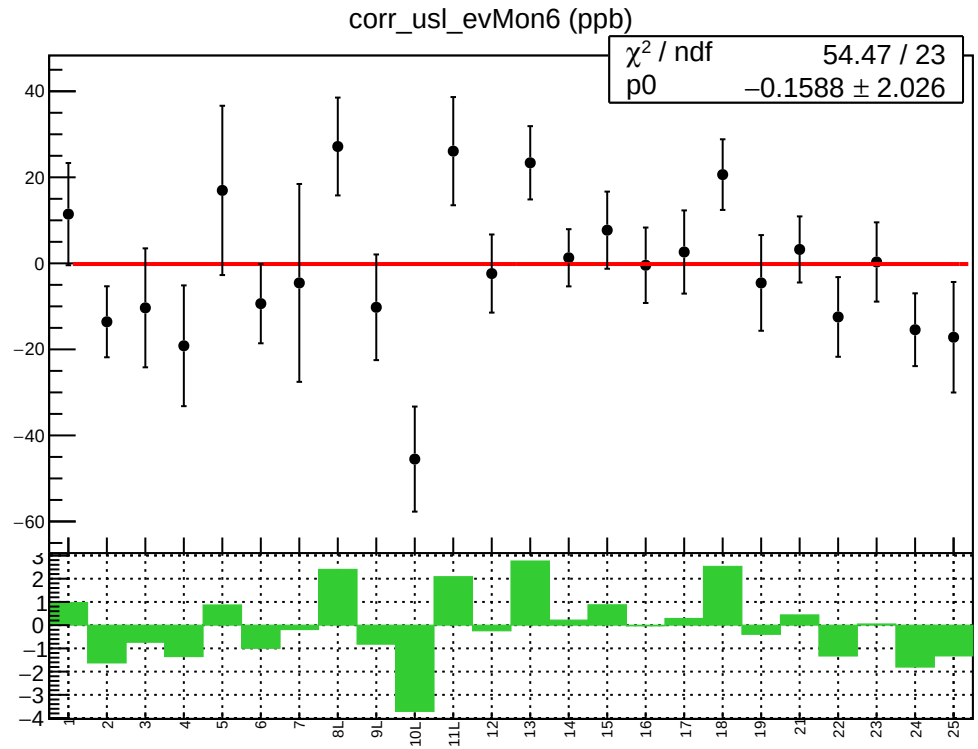
corr_usl_evMon6 (ppb)
χ² / ndf 54.47 / 23
p0 −0.1588 ± 2.026
40
20
0
−20
−40
−60
3
2
1
0
−1
−2
−3
−4
1
2
3
4
5
6
7
8L
9L
10L
11L
12
13
14
15
16
17
18
19
21
22
23
24
25

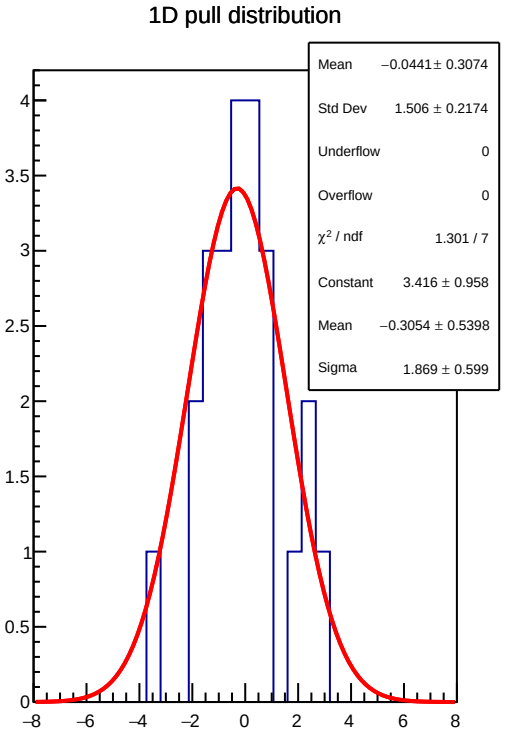
1D pull distribution
Mean −0.0441 ± 0.3074
Std Dev 1.506 ± 0.2174
Underflow 0
Overflow 0
χ² / ndf 1.301 / 7
Constant 3.416 ± 0.958
Mean −0.3054 ± 0.5398
Sigma 1.869 ± 0.599
4
3.5
3
2.5
2
1.5
1
0.5
0
−8
−6
−4
−2
0
2
4
6
8

corr_usl_evMon6 RMS (ppm)

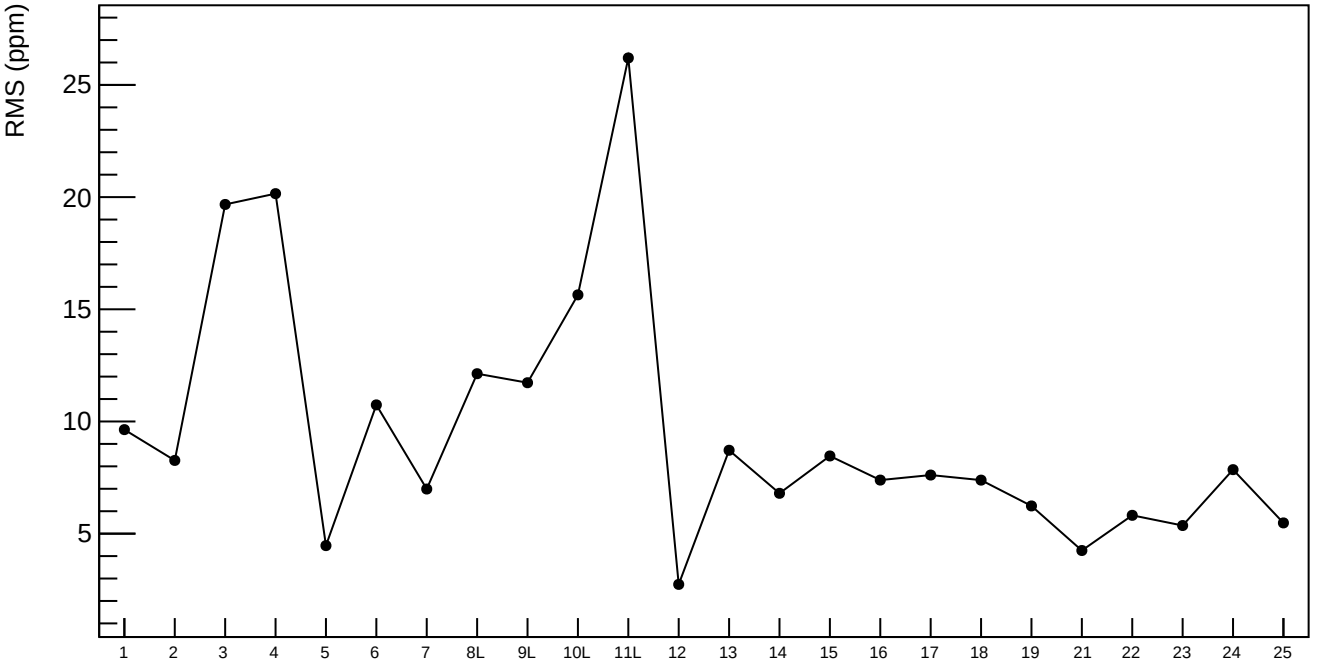

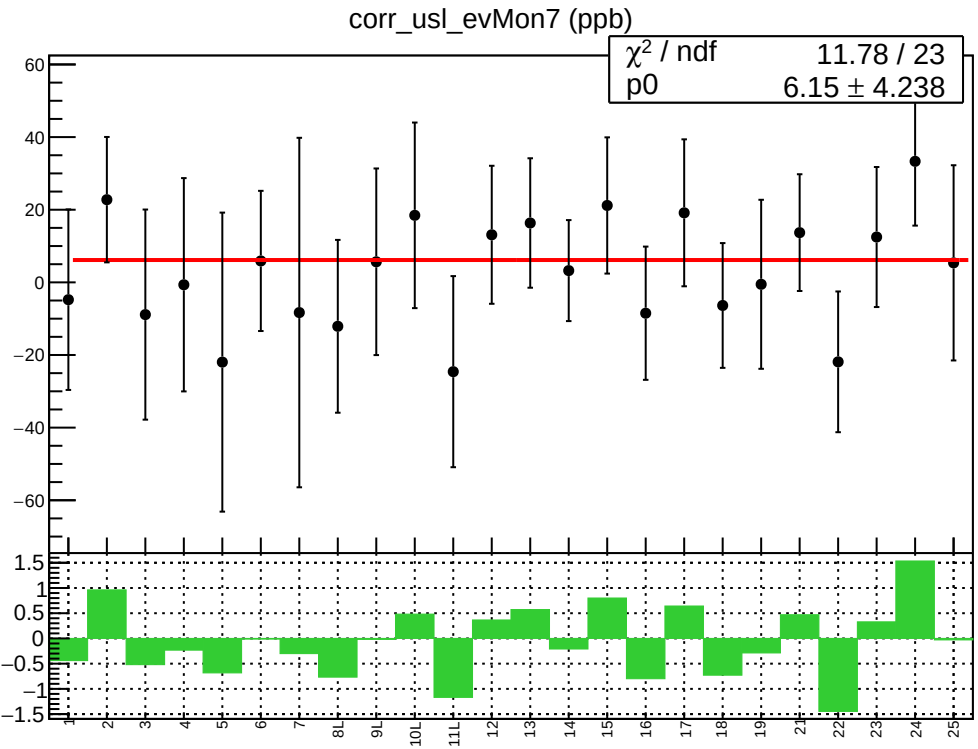
corr_usl_evMon7 (ppb)
χ² / ndf 11.78 / 23
p0 6.15 ± 4.238
60
40
20
0
−20
−40
−60
1.5
1
0.5
0
−0.5
−1
−1.5
1
2
3
4
5
6
7
8L
9L
10L
11L
12
13
14
15
16
17
18
19
21
22
23
24
25

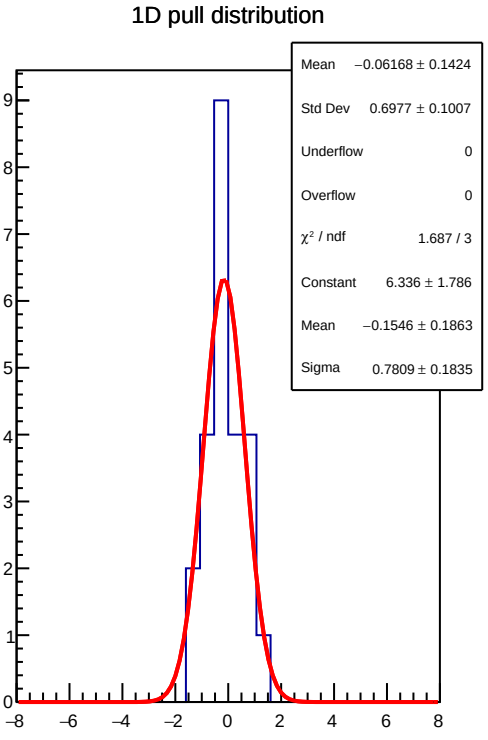
1D pull distribution
Mean −0.06168 ± 0.1424
Std Dev 0.6977 ± 0.1007
Underflow 0
Overflow 0
χ² / ndf 1.687 / 3
Constant 6.336 ± 1.786
Mean −0.1546 ± 0.1863
Sigma 0.7809 ± 0.1835
9
8
7
6
5
4
3
2
1
0
−8
−6
−4
−2
0
2
4
6
8

corr_usl_evMon7 RMS (ppm)

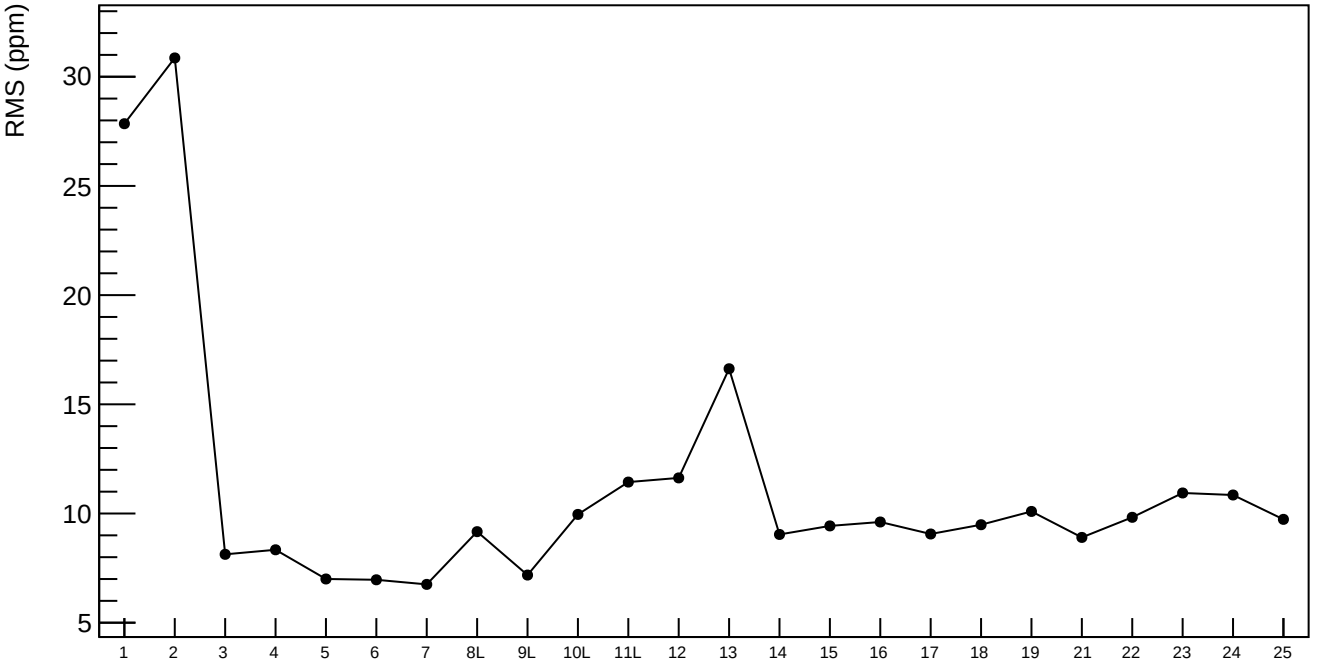

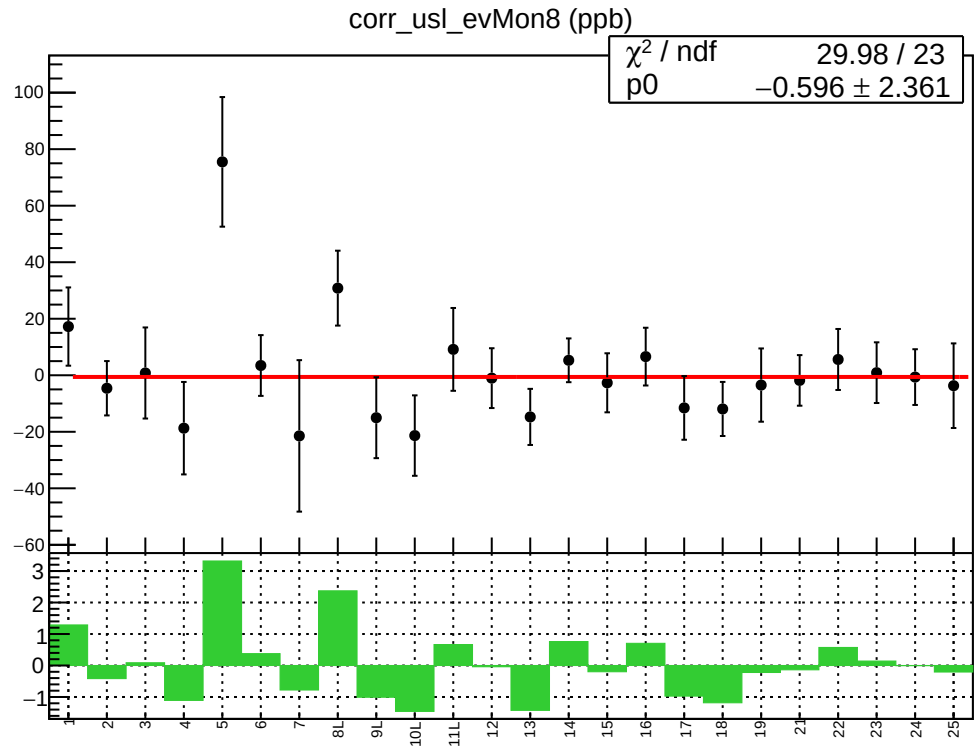
corr_usl_evMon8 (ppb)
χ² / ndf 29.98 / 23
p0 −0.596 ± 2.361
100
80
60
40
20
0
−20
−40
−60
3
2
1
0
−1
1
2
3
4
5
6
7
8L
9L
10L
11L
12
13
14
15
16
17
18
19
21
22
23
24
25

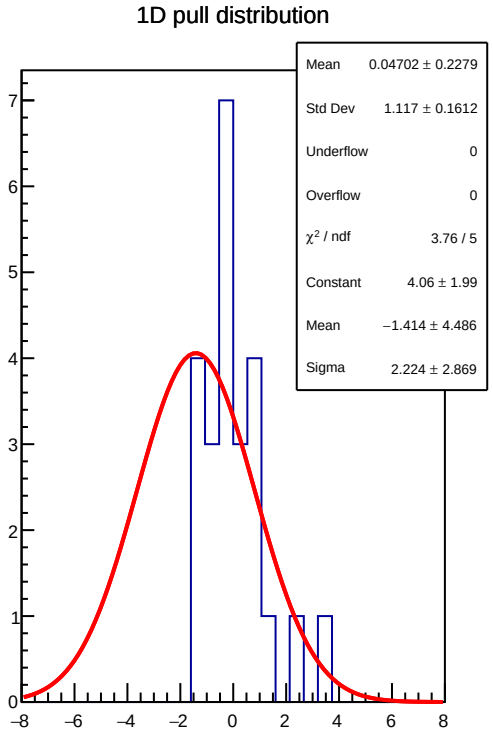
1D pull distribution
Mean 0.04702 ± 0.2279
Std Dev 1.117 ± 0.1612
Underflow 0
Overflow 0
χ² / ndf 3.76 / 5
Constant 4.06 ± 1.99
Mean −1.414 ± 4.486
Sigma 2.224 ± 2.869
7
6
5
4
3
2
1
0
−8
−6
−4
−2
0
2
4
6
8

corr_usl_evMon8 RMS (ppm)

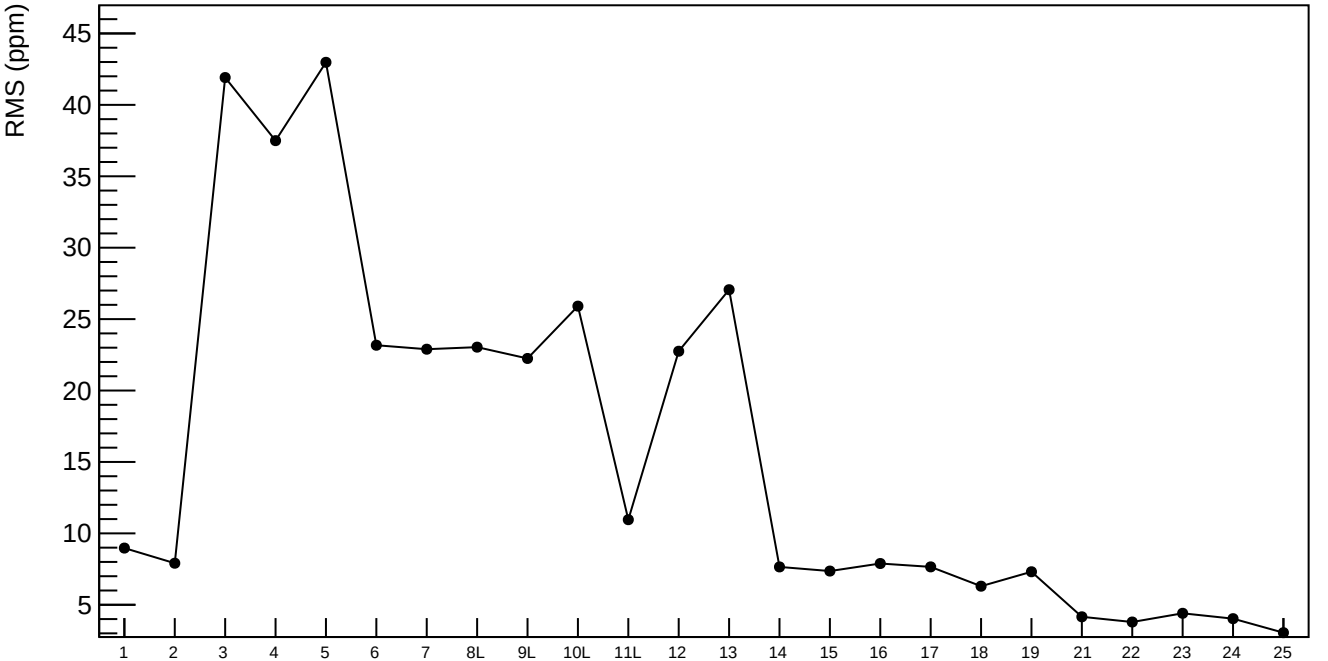

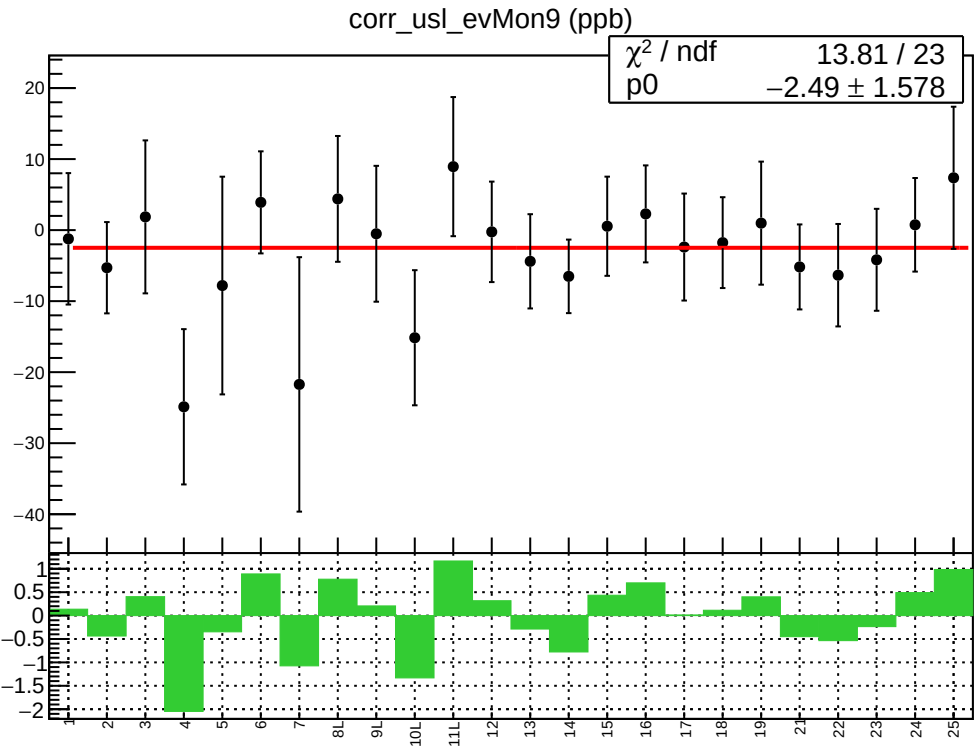
corr_usl_evMon9 (ppb)
χ² / ndf 13.81 / 23
p0 −2.49 ± 1.578
20
10
0
−10
−20
−30
−40
1
0.5
0
−0.5
−1
−1.5
−2
1
2
3
4
5
6
7
8L
9L
10L
11L
12
13
14
15
16
17
18
19
21
22
23
24
25

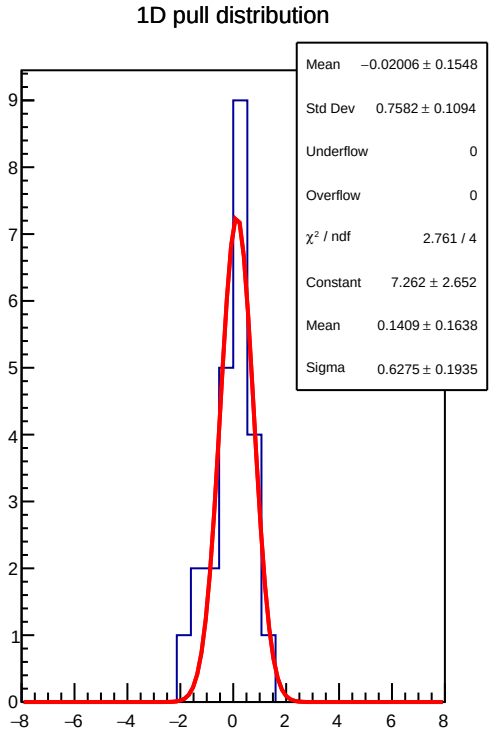
1D pull distribution
Mean −0.02006 ± 0.1548
Std Dev 0.7582 ± 0.1094
Underflow 0
Overflow 0
χ² / ndf 2.761 / 4
Constant 7.262 ± 2.652
Mean 0.1409 ± 0.1638
Sigma 0.6275 ± 0.1935
9
8
7
6
5
4
3
2
1
0
−8
−6
−4
−2
0
2
4
6
8

corr_usl_evMon9 RMS (ppm)

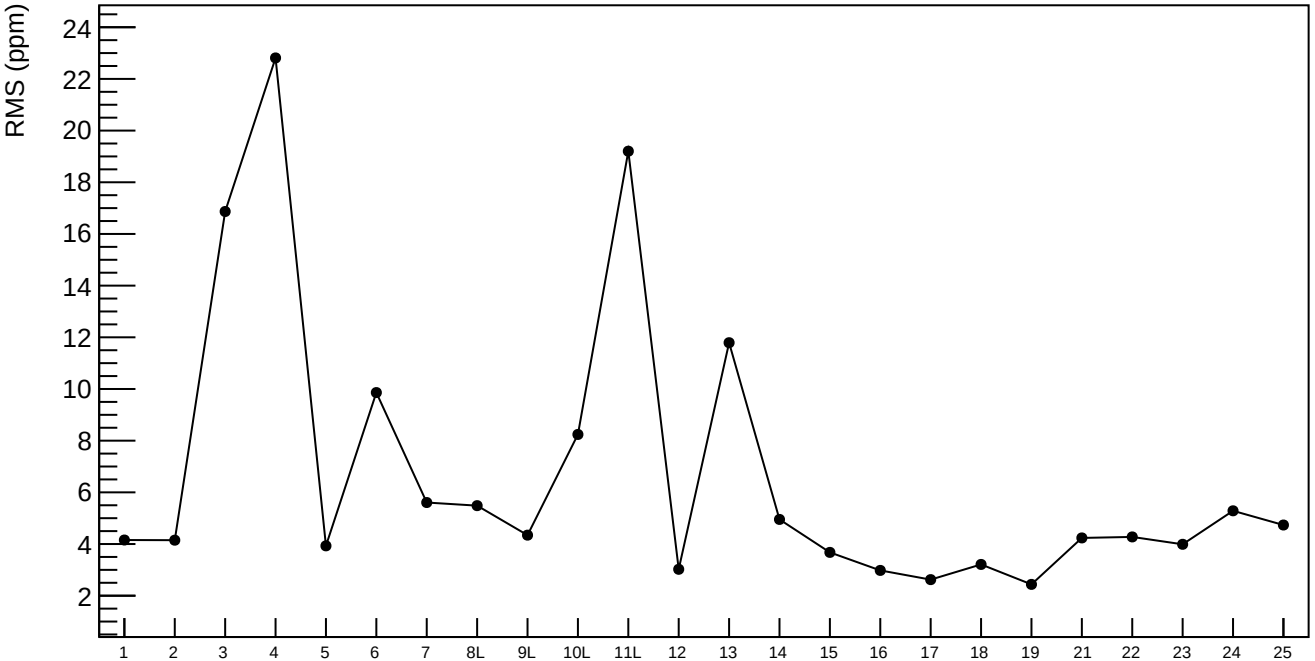

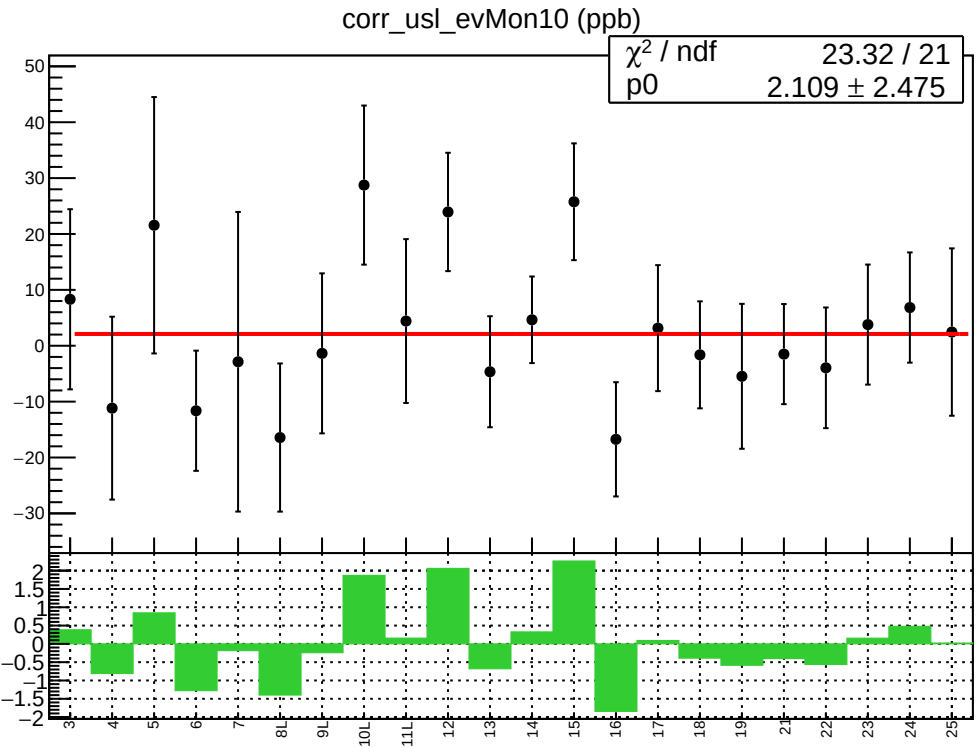
corr_usl_evMon10 (ppb)
χ² / ndf 23.32 / 21
p0 2.109 ± 2.475
3
4
5
6
7
8L
9L
10L
11L
12
13
14
15
16
17
18
19
21
22
23
24
25

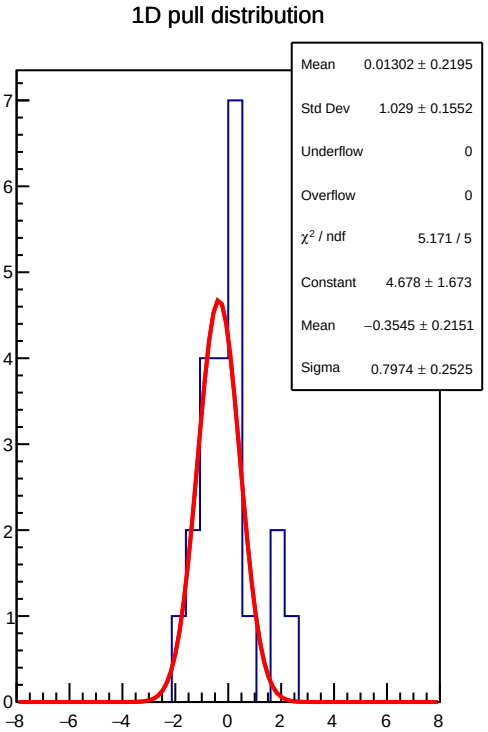
1D pull distribution
Mean 0.01302 ± 0.2195
Std Dev 1.029 ± 0.1552
Underflow 0
Overflow 0
χ² / ndf 5.171 / 5
Constant 4.678 ± 1.673
Mean −0.3545 ± 0.2151
Sigma 0.7974 ± 0.2525

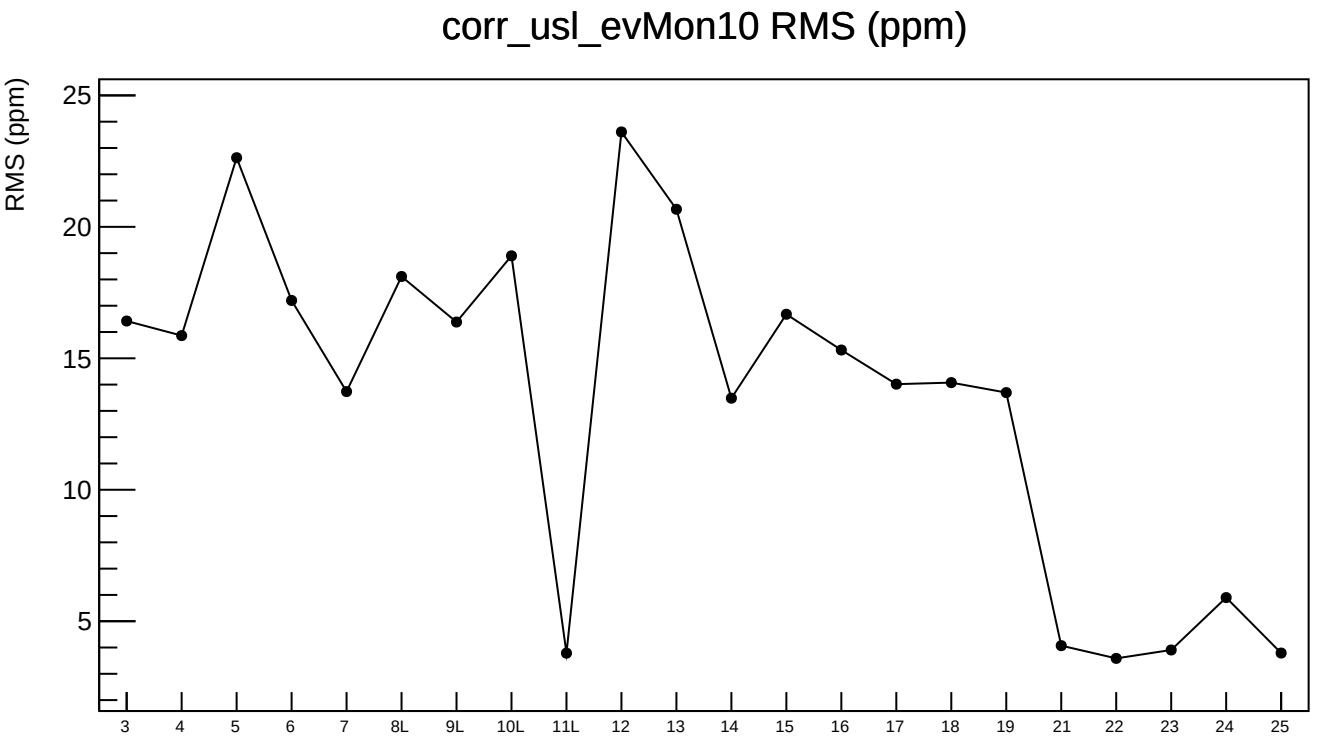
corr_usl_evMon10 RMS (ppm)
RMS (ppm)
25
20
15
10
5
3
4
5
6
7
8L
9L
10L
11L
12
13
14
15
16
17
18
19
21
22
23
24
25

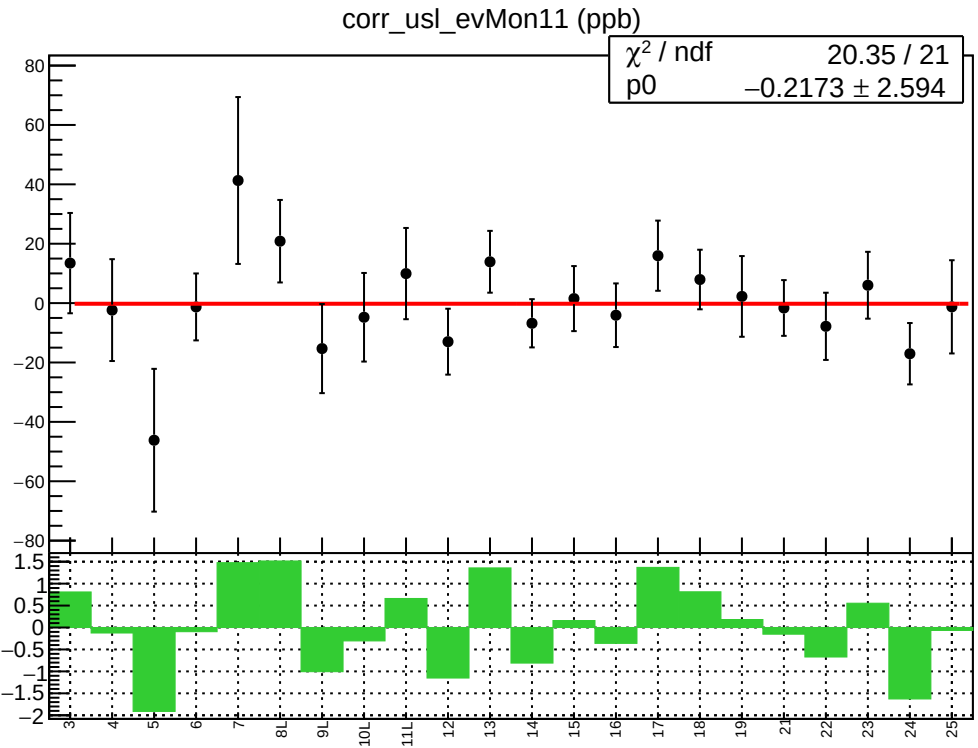
corr_usl_evMon11 (ppb)
χ² / ndf 20.35 / 21
p0 −0.2173 ± 2.594
3
4
5
6
7
8L
9L
10L
11L
12
13
14
15
16
17
18
19
21
22
23
24
25

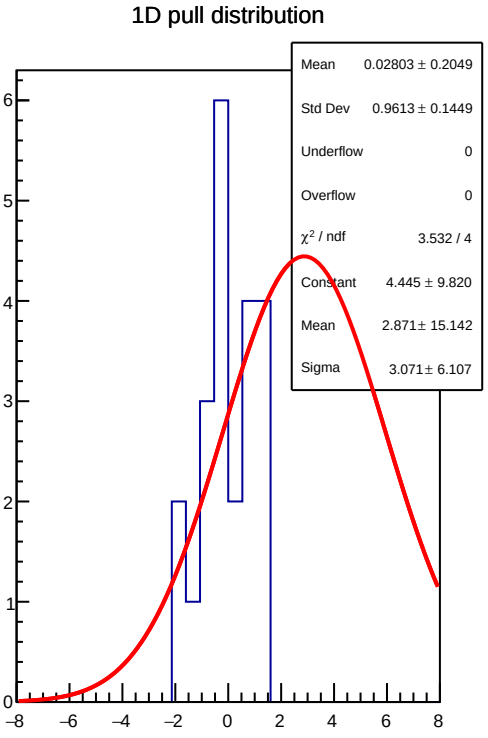
1D pull distribution
Mean 0.02803 ± 0.2049
Std Dev 0.9613 ± 0.1449
Underflow 0
Overflow 0
χ² / ndf 3.532 / 4
Constant 4.445 ± 9.820
Mean 2.871 ± 15.142
Sigma 3.071 ± 6.107

corr_usl_evMon11 RMS (ppm)

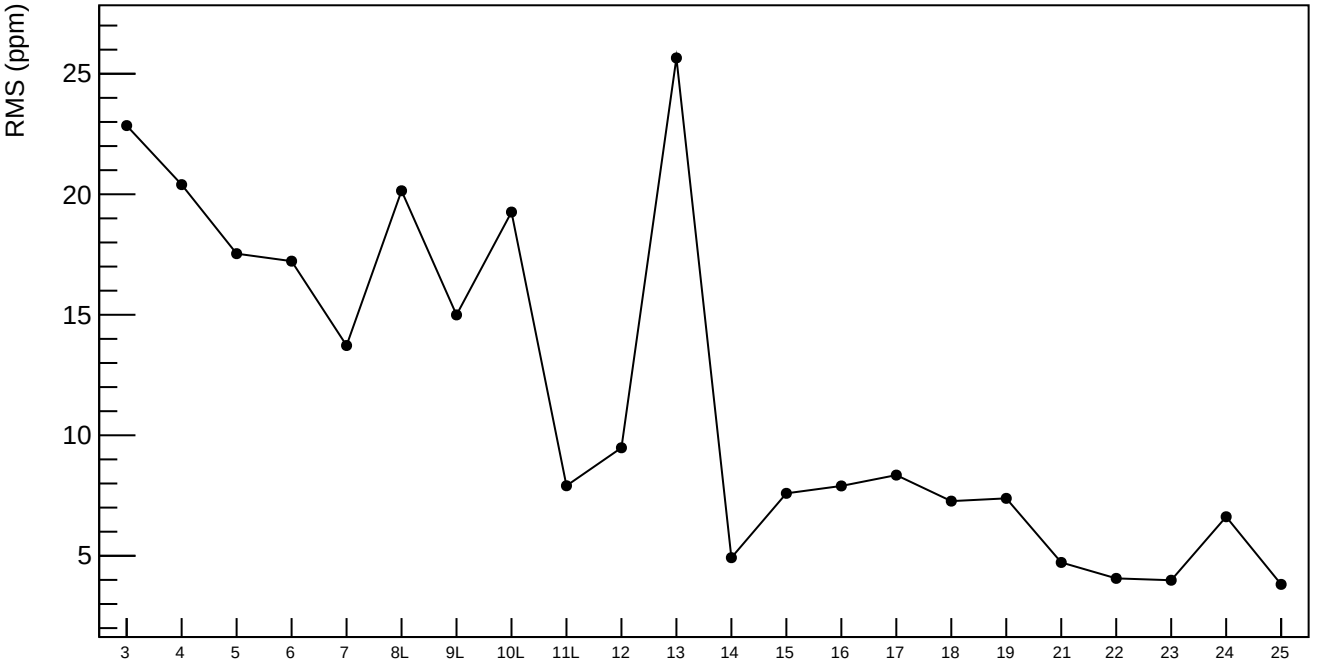

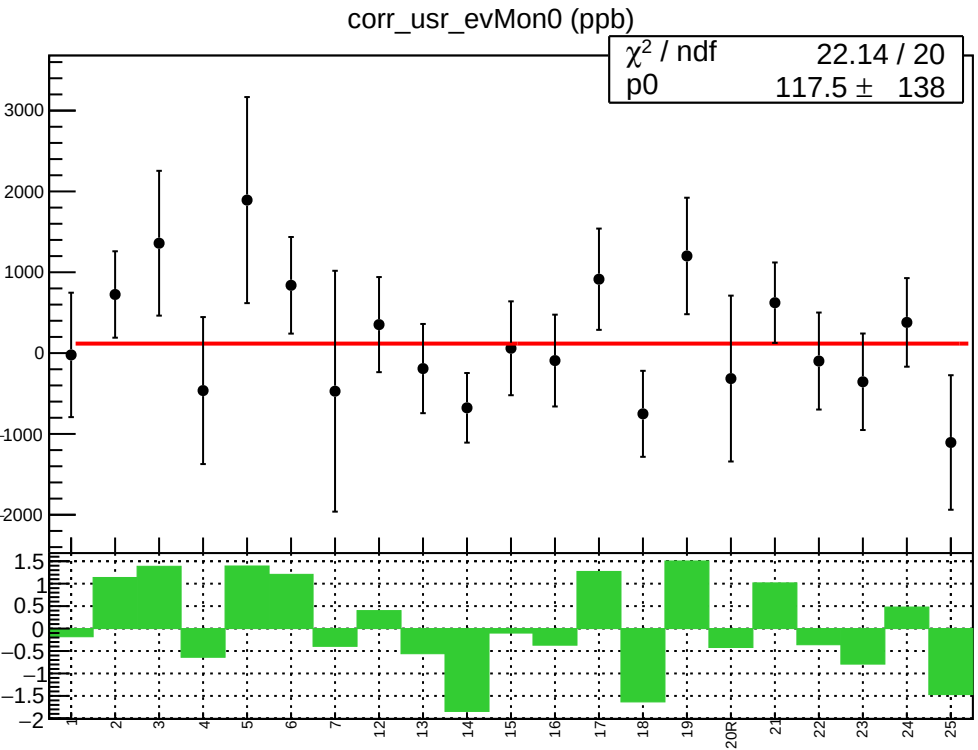
corr_usr_evMon0 (ppb)
χ² / ndf 22.14 / 20
p0 117.5 ± 138
3000
2000
1000
0
-1000
-2000
1.5
1
0.5
0
−0.5
−1
−1.5
−2
1
2
3
4
5
6
7
12
13
14
15
16
17
18
19
20R
21
22
23
24
25

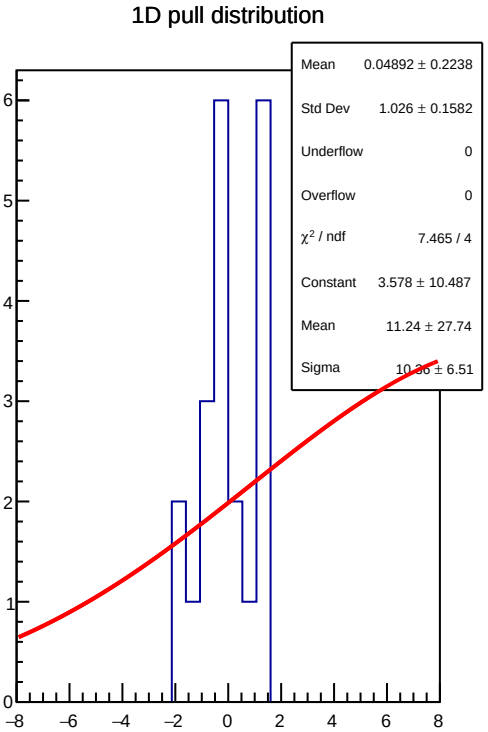
1D pull distribution
Mean 0.04892 ± 0.2238
Std Dev 1.026 ± 0.1582
Underflow 0
Overflow 0
χ² / ndf 7.465 / 4
Constant 3.578 ± 10.487
Mean 11.24 ± 27.74
Sigma 10.36 ± 6.51
6
5
4
3
2
1
0
−8
−6
−4
−2
0
2
4
6
8

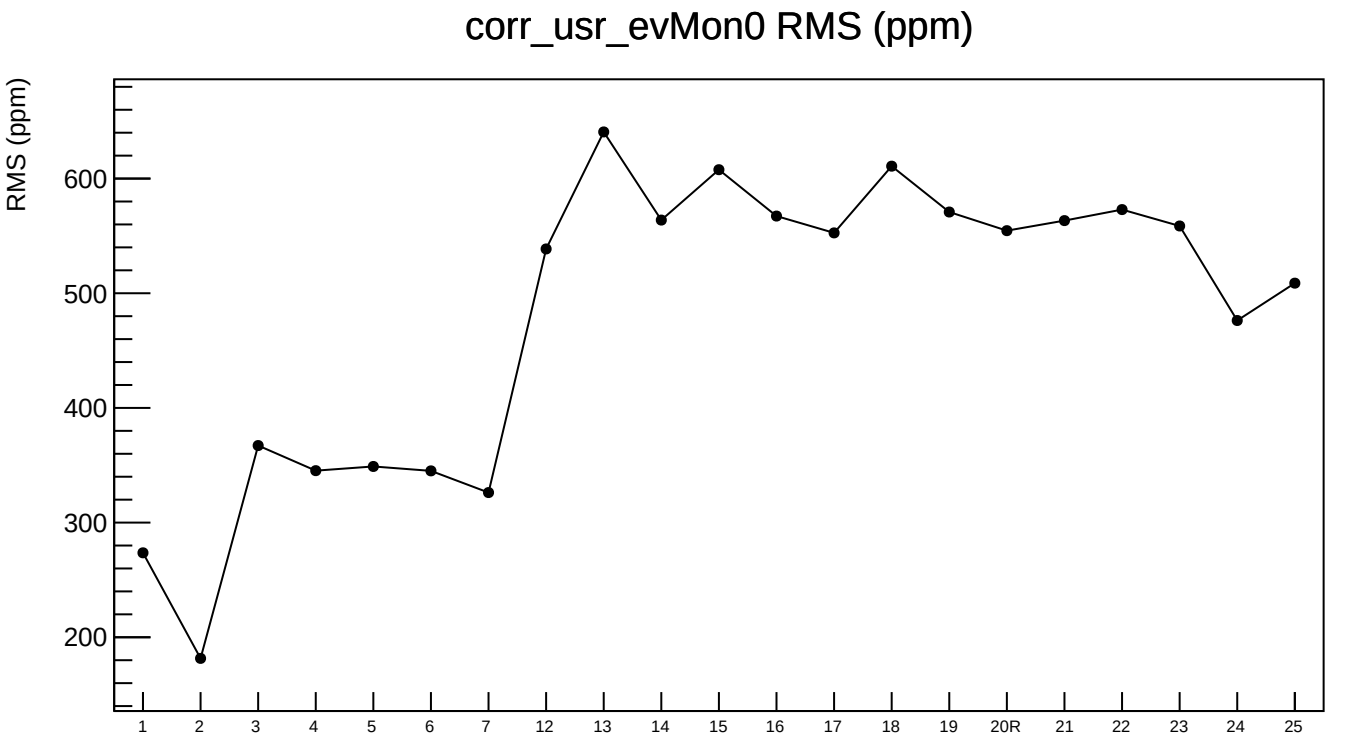
corr_usr_evMon0 RMS (ppm)
RMS (ppm)
600
500
400
300
200
1
2
3
4
5
6
7
12
13
14
15
16
17
18
19
20R
21
22
23
24
25

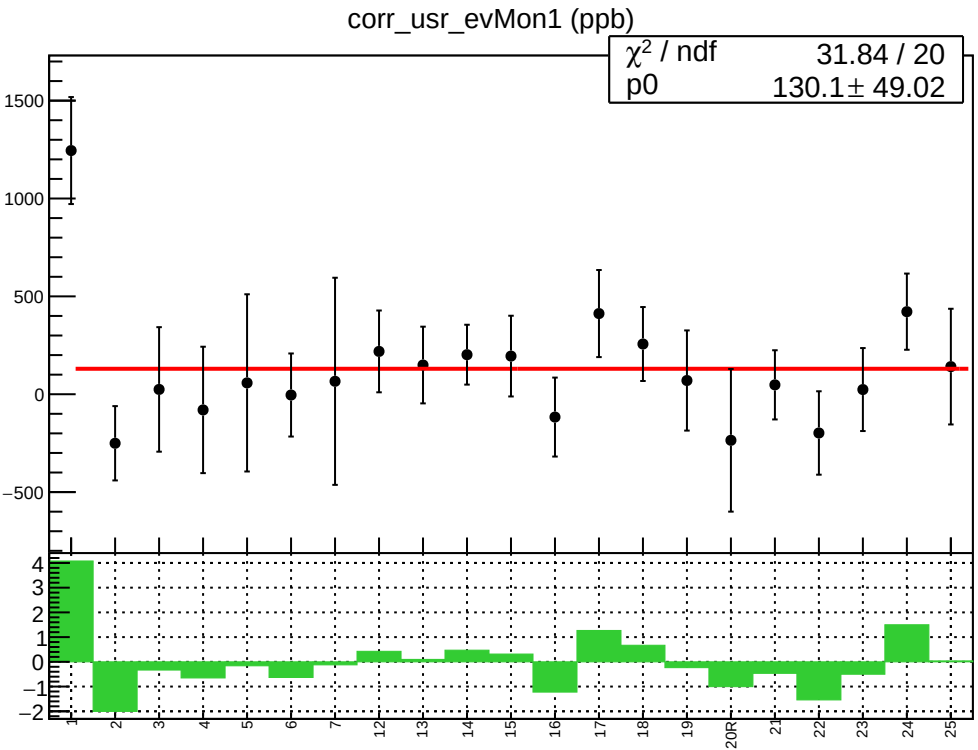
corr_usr_evMon1 (ppb)
χ² / ndf 31.84 / 20
p0 130.1 ± 49.02
1500
1000
500
0
−500
4
3
2
1
0
−1
−2
1
2
3
4
5
6
7
12
13
14
15
16
17
18
19
20R
21
22
23
24
25

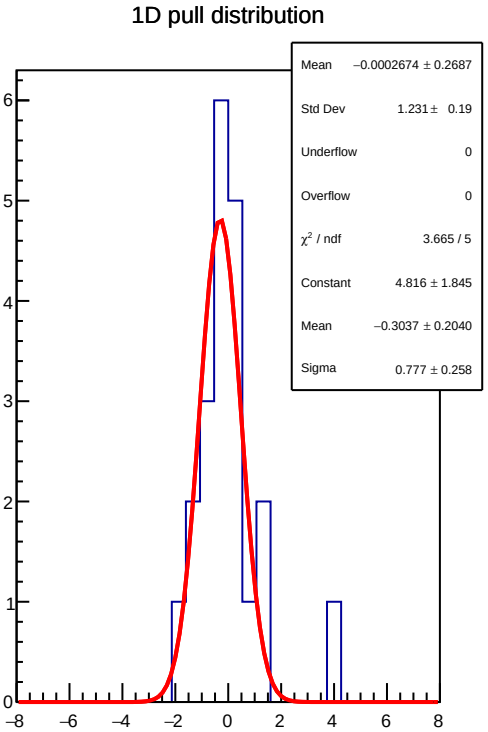
1D pull distribution
Mean −0.0002674 ± 0.2687
Std Dev 1.231 ± 0.19
Underflow 0
Overflow 0
χ² / ndf 3.665 / 5
Constant 4.816 ± 1.845
Mean −0.3037 ± 0.2040
Sigma 0.777 ± 0.258
6
5
4
3
2
1
0
−8
−6
−4
−2
0
2
4
6
8

corr_usr_evMon1 RMS (ppm)

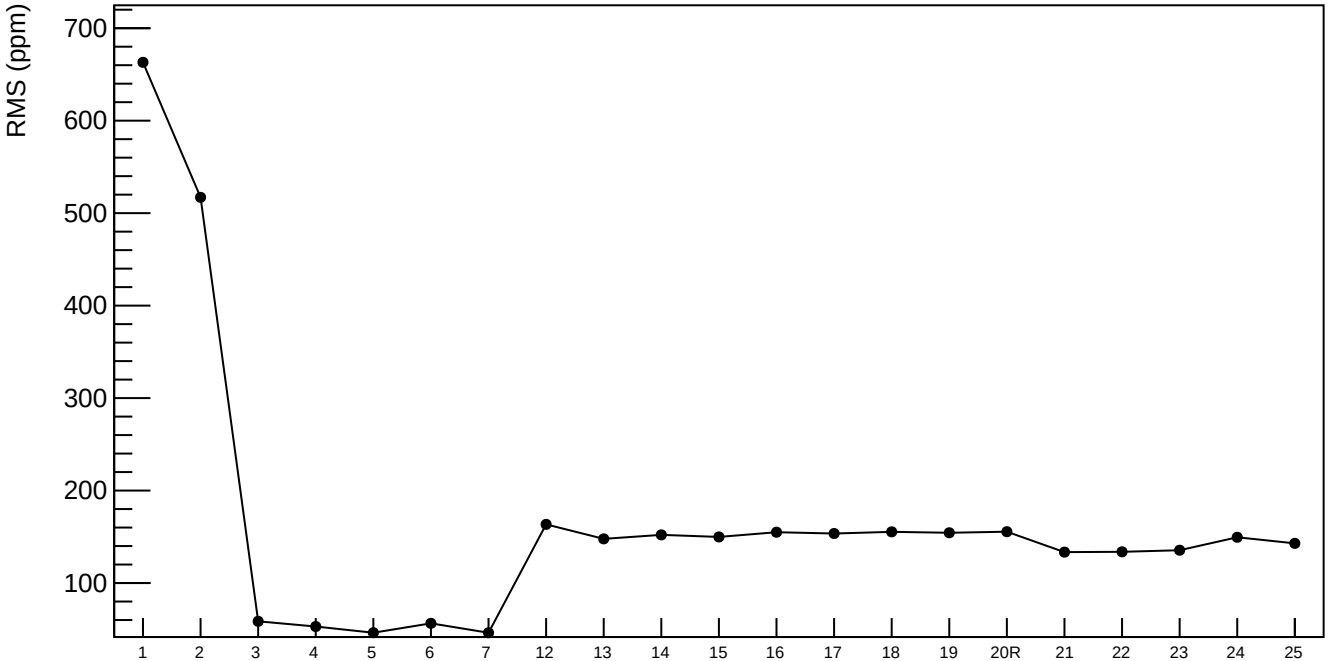

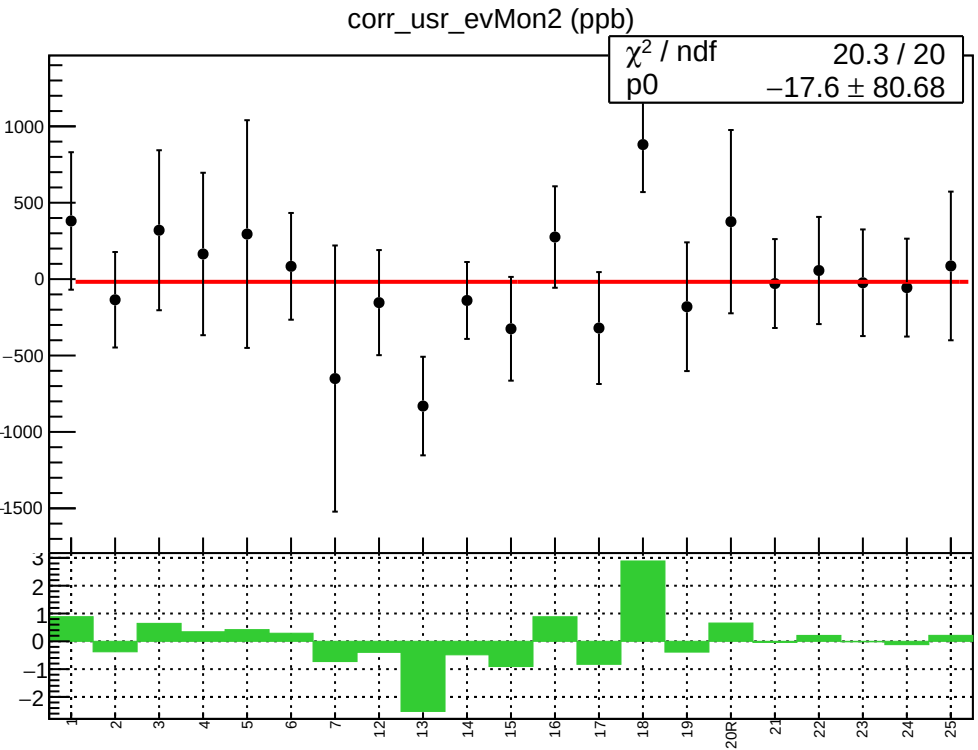
corr_usr_evMon2 (ppb)
χ² / ndf 20.3 / 20
p0 −17.6 ± 80.68
1000
500
0
−500
−1000
−1500
3
2
1
0
−1
−2
1
2
3
4
5
6
7
12
13
14
15
16
17
18
19
20R
21
22
23
24
25

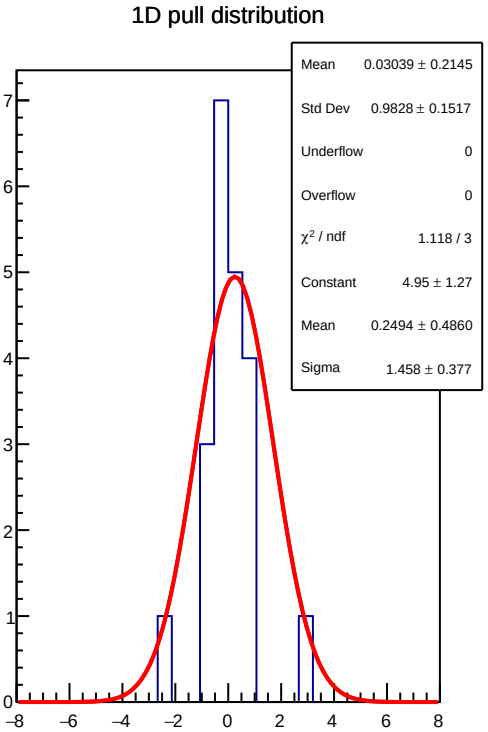
1D pull distribution
Mean 0.03039 ± 0.2145
Std Dev 0.9828 ± 0.1517
Underflow 0
Overflow 0
χ² / ndf 1.118 / 3
Constant 4.95 ± 1.27
Mean 0.2494 ± 0.4860
Sigma 1.458 ± 0.377
7
6
5
4
3
2
1
0
−8
−6
−4
−2
0
2
4
6
8

corr_usr_evMon2 RMS (ppm)

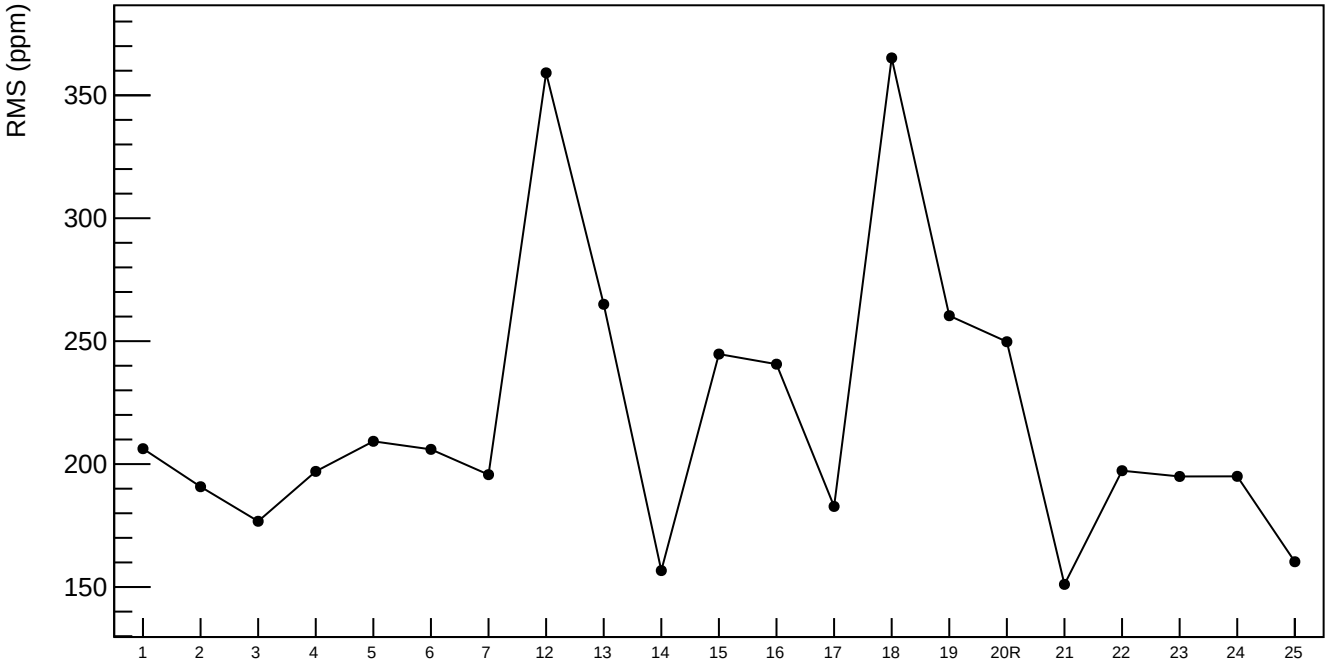

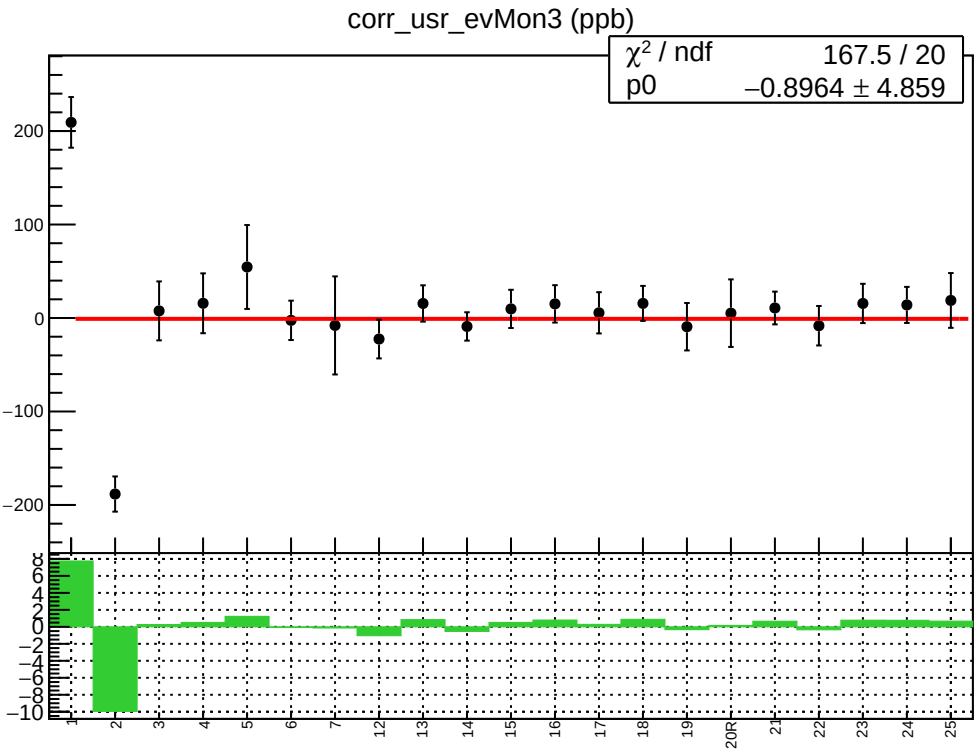
corr_usr_evMon3 (ppb)
χ² / ndf 167.5 / 20
p0 −0.8964 ± 4.859
200
100
0
−100
−200
8
6
4
2
0
−2
−4
−6
−8
−10
1
2
3
4
5
6
7
12
13
14
15
16
17
18
19
20R
21
22
23
24
25

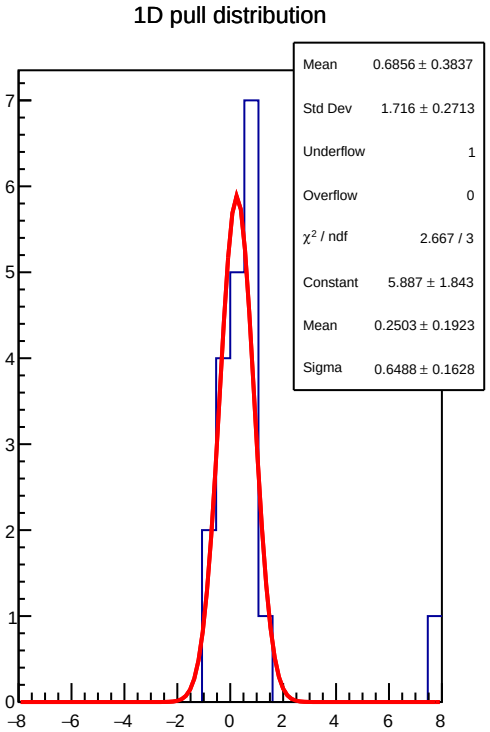
1D pull distribution
Mean 0.6856 ± 0.3837
Std Dev 1.716 ± 0.2713
Underflow 1
Overflow 0
χ² / ndf 2.667 / 3
Constant 5.887 ± 1.843
Mean 0.2503 ± 0.1923
Sigma 0.6488 ± 0.1628
7
6
5
4
3
2
1
0
−8
−6
−4
−2
0
2
4
6
8

corr_usr_evMon3 RMS (ppm)

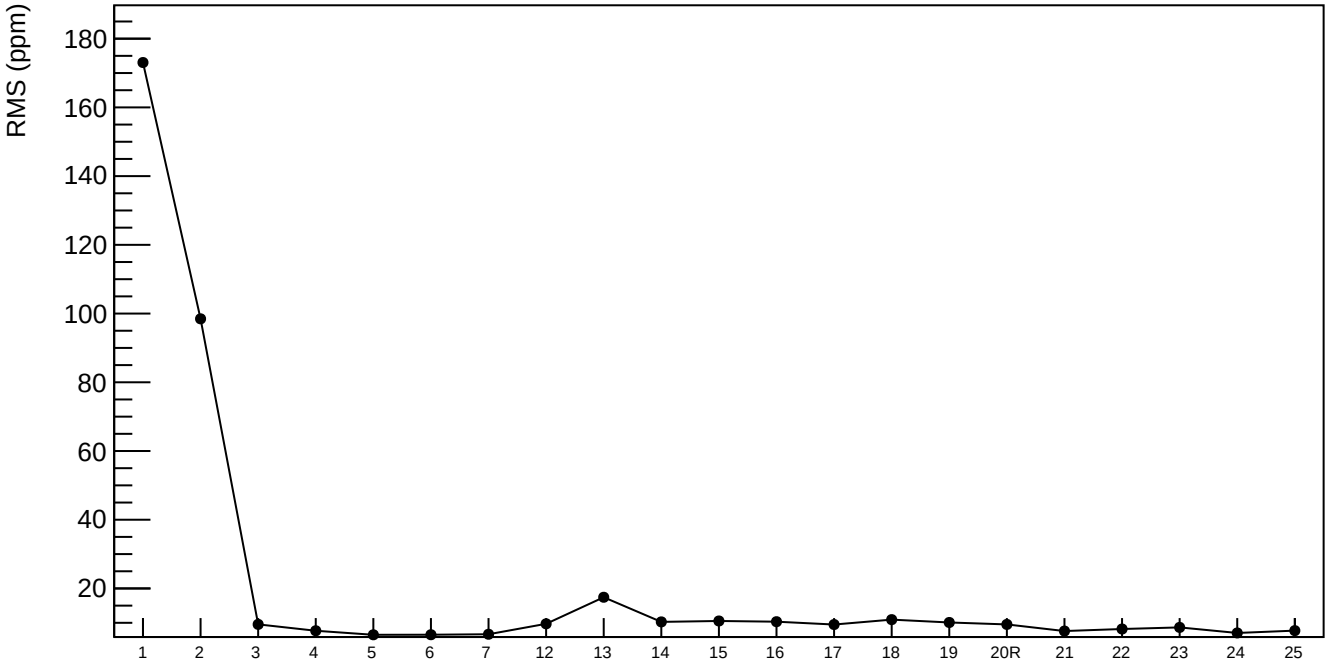

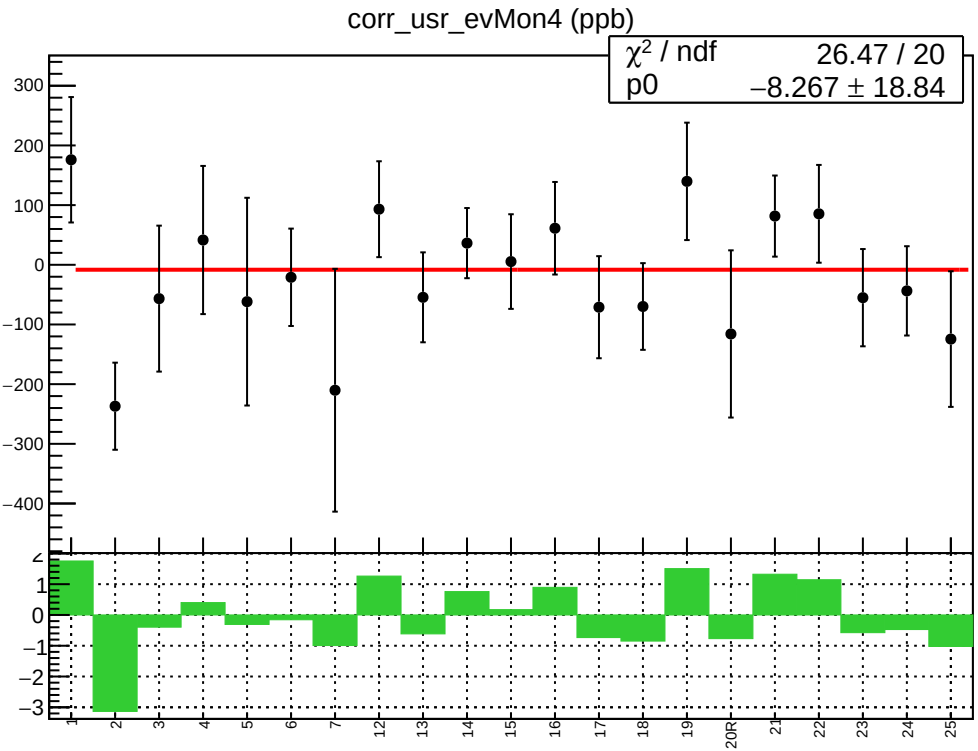
corr_usr_evMon4 (ppb)
χ² / ndf 26.47 / 20
p0 −8.267 ± 18.84
300
200
100
0
−100
−200
−300
−400
2
1
0
−1
−2
−3
1
2
3
4
5
6
7
12
13
14
15
16
17
18
19
20R
21
22
23
24
25

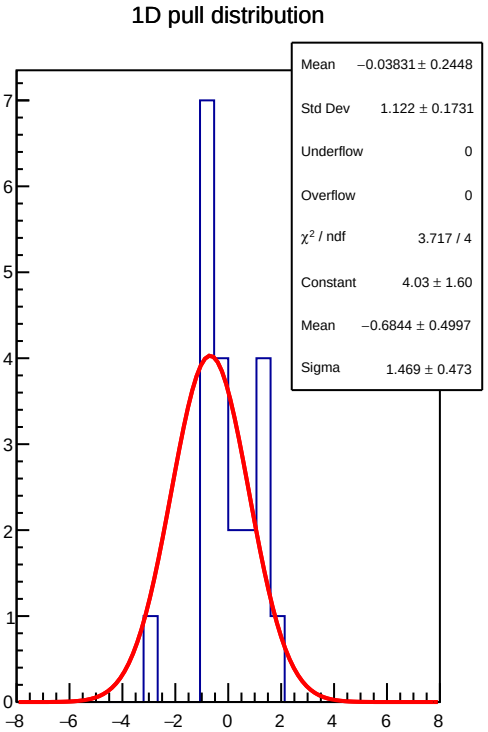
1D pull distribution
Mean −0.03831 ± 0.2448
Std Dev 1.122 ± 0.1731
Underflow 0
Overflow 0
χ² / ndf 3.717 / 4
Constant 4.03 ± 1.60
Mean −0.6844 ± 0.4997
Sigma 1.469 ± 0.473
7
6
5
4
3
2
1
0
−8
−6
−4
−2
0
2
4
6
8

corr_usr_evMon4 RMS (ppm)

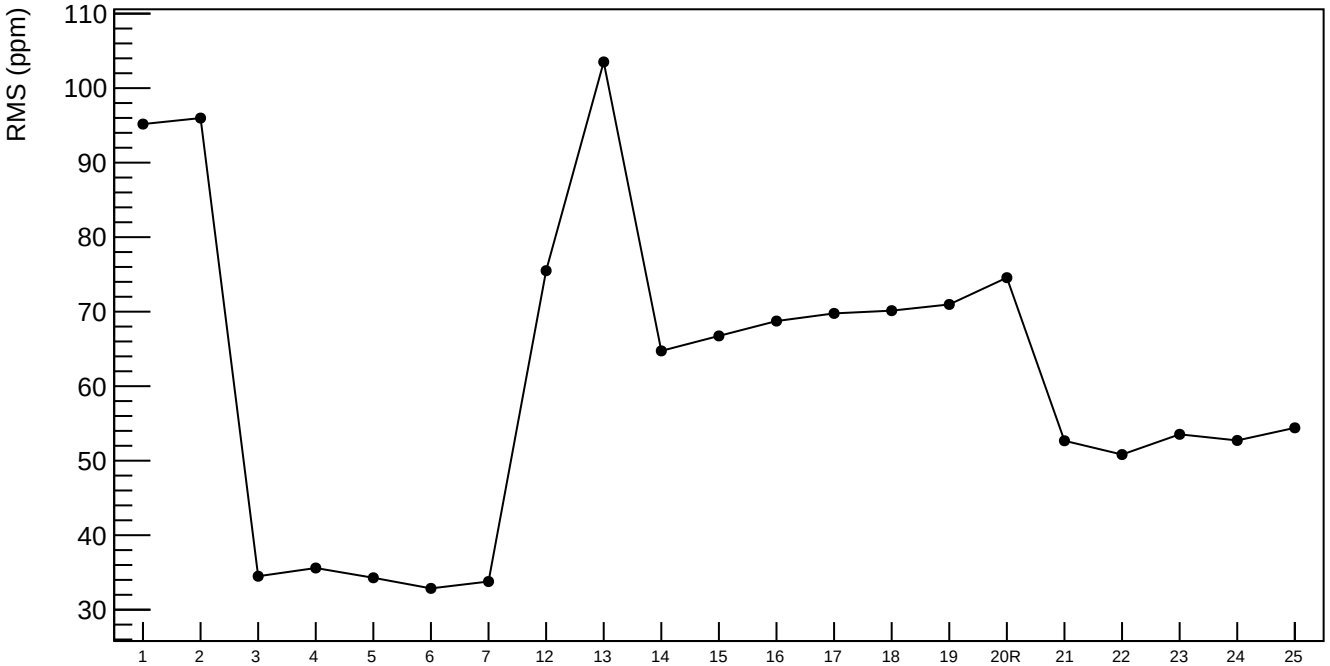

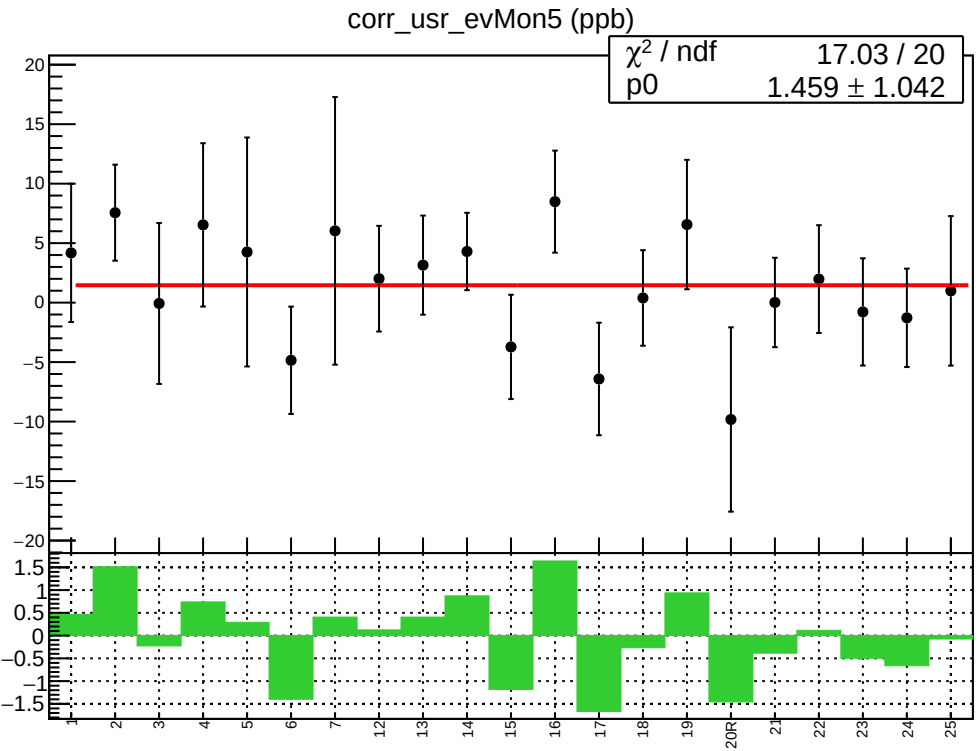
corr_usr_evMon5 (ppb)
χ² / ndf 17.03 / 20
p0 1.459 ± 1.042
1 2 3 4 5 6 7 12 13 14 15 16 17 18 19 20R 21 22 23 24 25

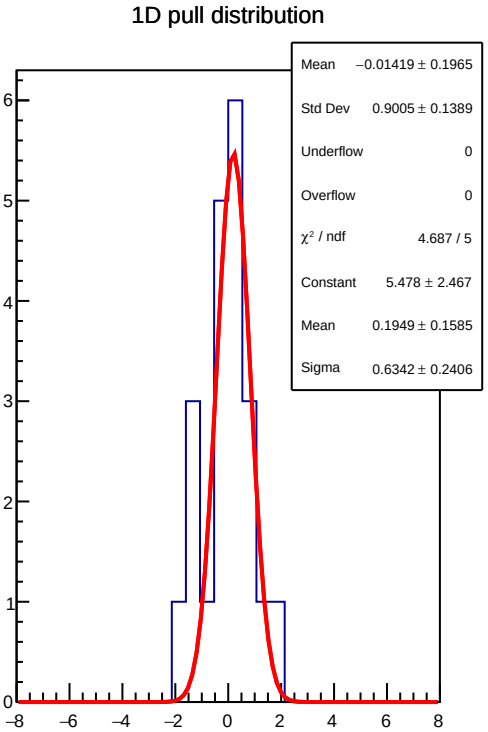
1D pull distribution
Mean −0.01419 ± 0.1965
Std Dev 0.9005 ± 0.1389
Underflow 0
Overflow 0
χ² / ndf 4.687 / 5
Constant 5.478 ± 2.467
Mean 0.1949 ± 0.1585
Sigma 0.6342 ± 0.2406

corr_usr_evMon5 RMS (ppm)

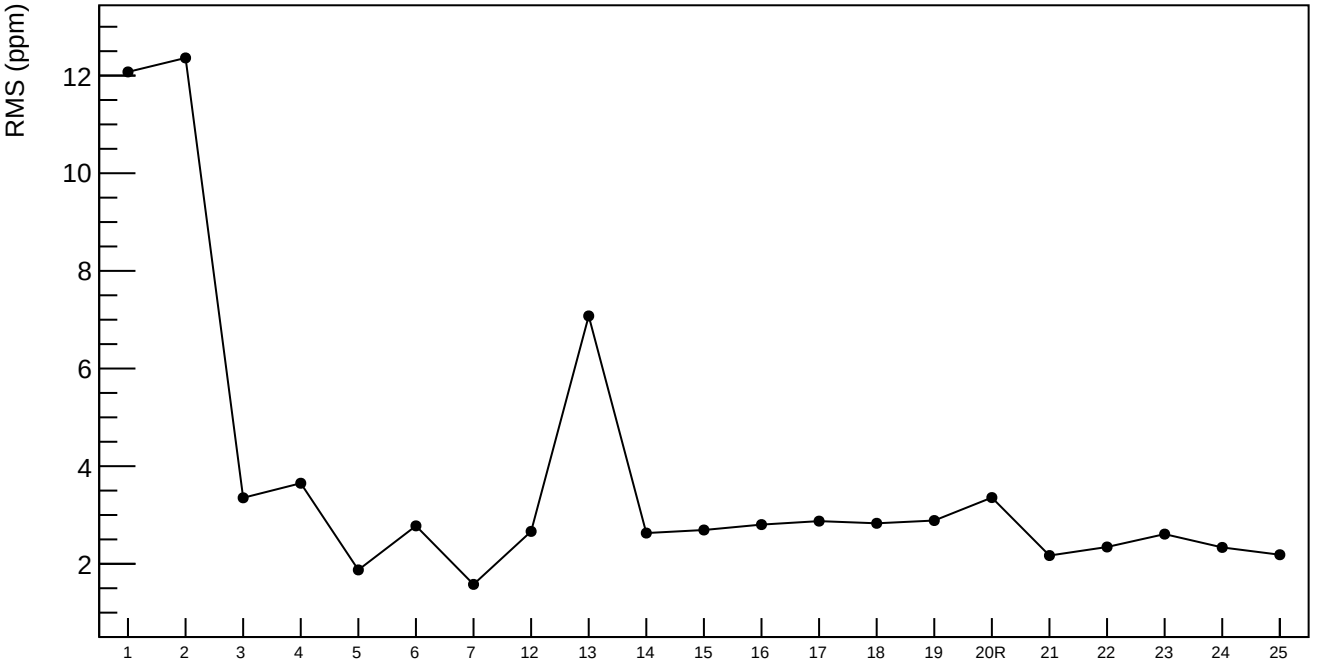

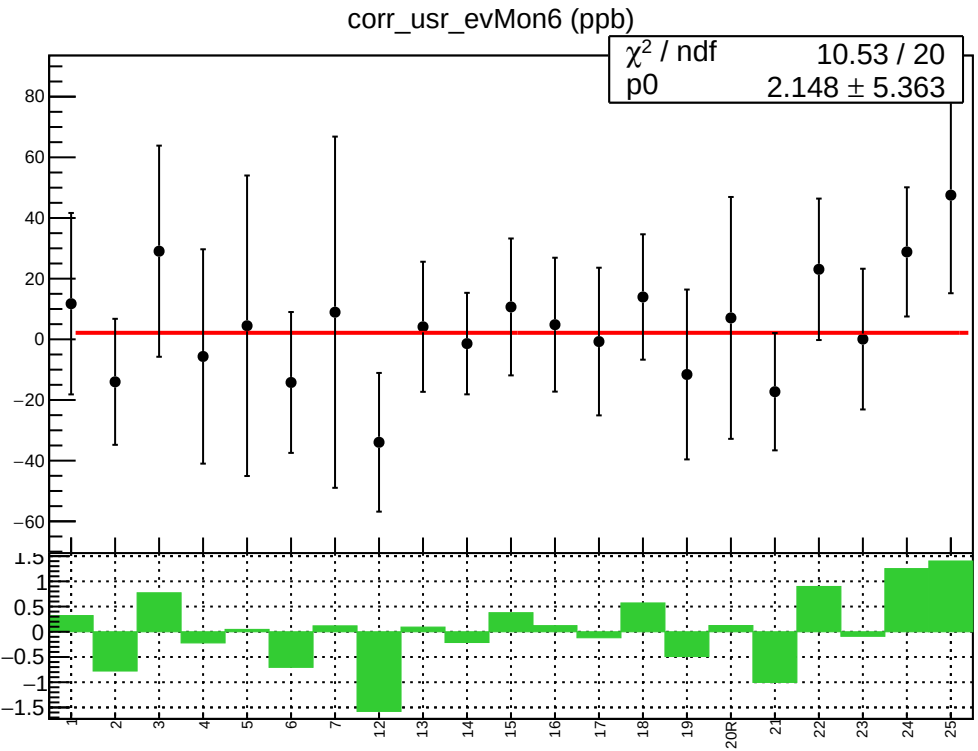
corr_usr_evMon6 (ppb)
χ² / ndf 10.53 / 20
p0 2.148 ± 5.363
80
60
40
20
0
−20
−40
−60
1.5
1
0.5
0
−0.5
−1
−1.5
1
2
3
4
5
6
7
12
13
14
15
16
17
18
19
20R
21
22
23
24
25

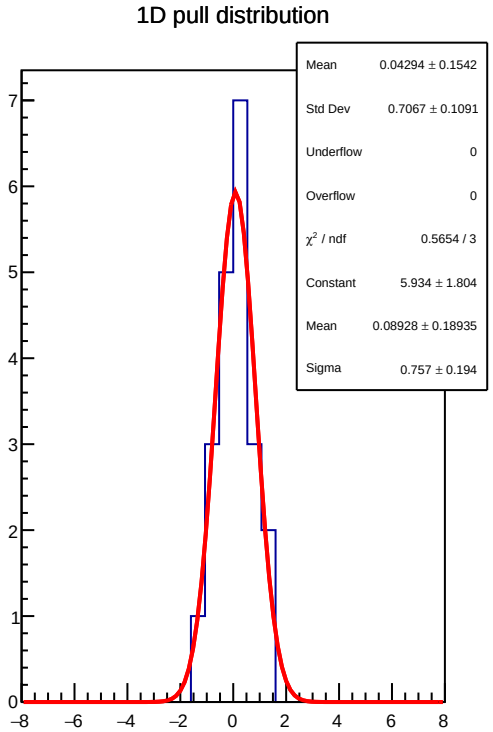
1D pull distribution
Mean 0.04294 ± 0.1542
Std Dev 0.7067 ± 0.1091
Underflow 0
Overflow 0
χ² / ndf 0.5654 / 3
Constant 5.934 ± 1.804
Mean 0.08928 ± 0.18935
Sigma 0.757 ± 0.194
7
6
5
4
3
2
1
0
−8
−6
−4
−2
0
2
4
6
8

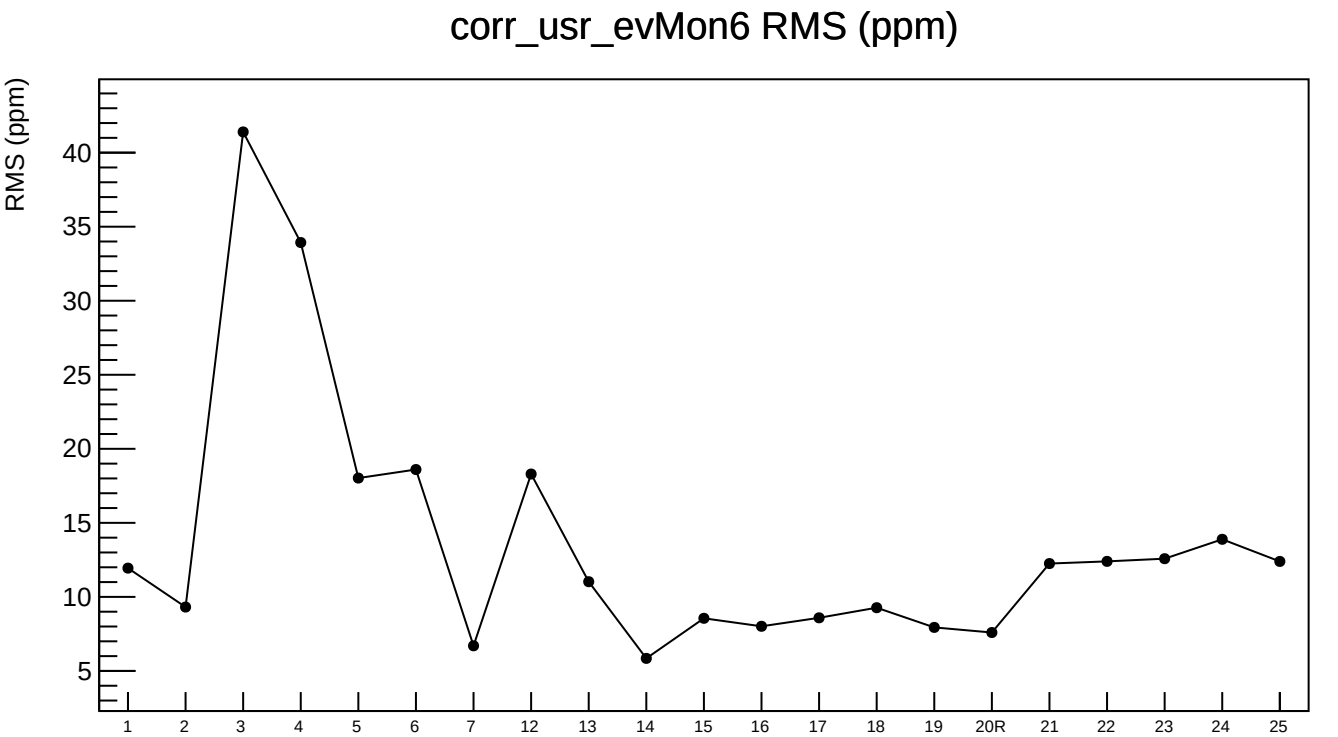
corr_usr_evMon6 RMS (ppm)
RMS (ppm)
40
35
30
25
20
15
10
5
1
2
3
4
5
6
7
12
13
14
15
16
17
18
19
20R
21
22
23
24
25

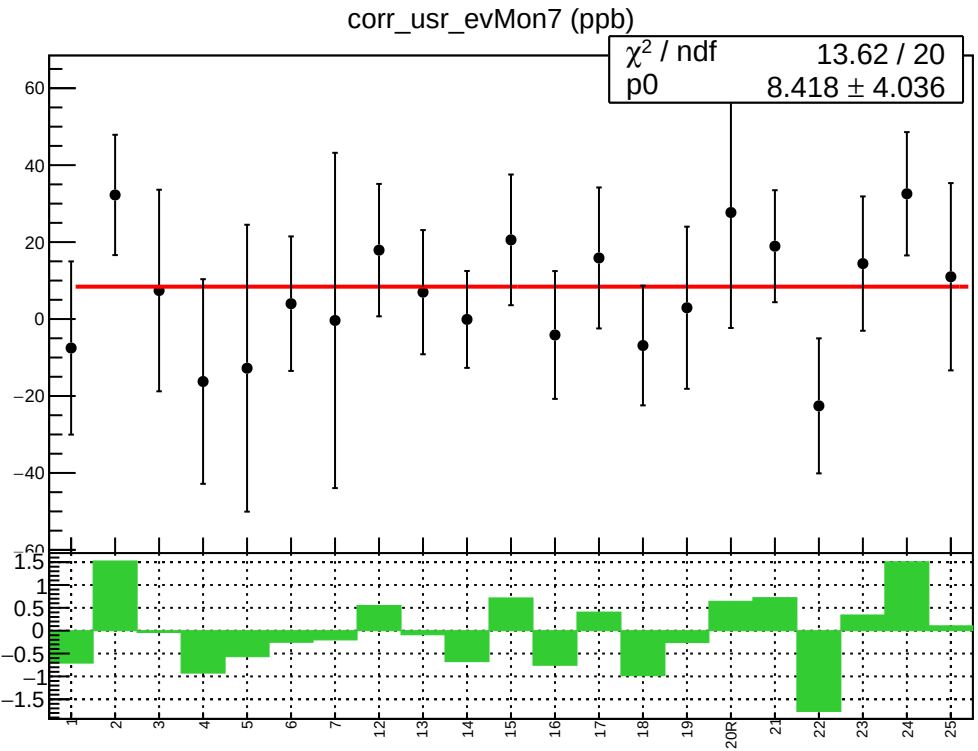
corr_usr_evMon7 (ppb)
χ² / ndf 13.62 / 20
p0 8.418 ± 4.036
60
40
20
0
−20
−40
−60
1.5
1
0.5
0
−0.5
−1
−1.5
1
2
3
4
5
6
7
12
13
14
15
16
17
18
19
20R
21
22
23
24
25

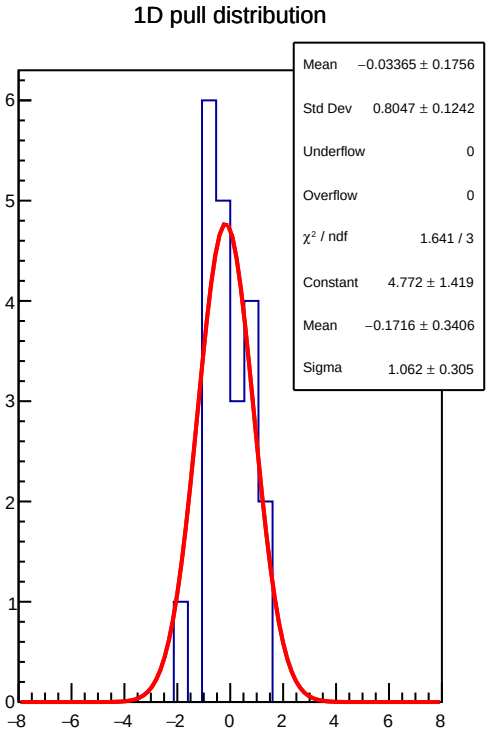
1D pull distribution
Mean −0.03365 ± 0.1756
Std Dev 0.8047 ± 0.1242
Underflow 0
Overflow 0
χ² / ndf 1.641 / 3
Constant 4.772 ± 1.419
Mean −0.1716 ± 0.3406
Sigma 1.062 ± 0.305
6
5
4
3
2
1
0
−8
−6
−4
−2
0
2
4
6
8

corr_usr_evMon7 RMS (ppm)

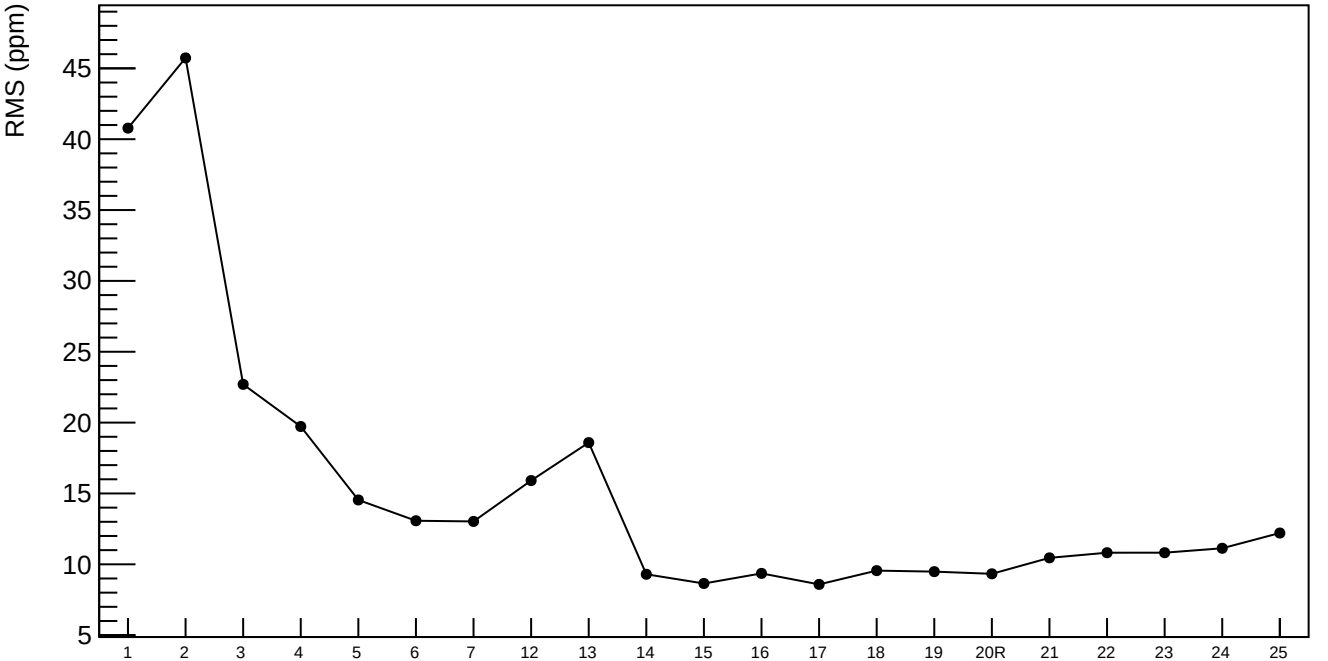

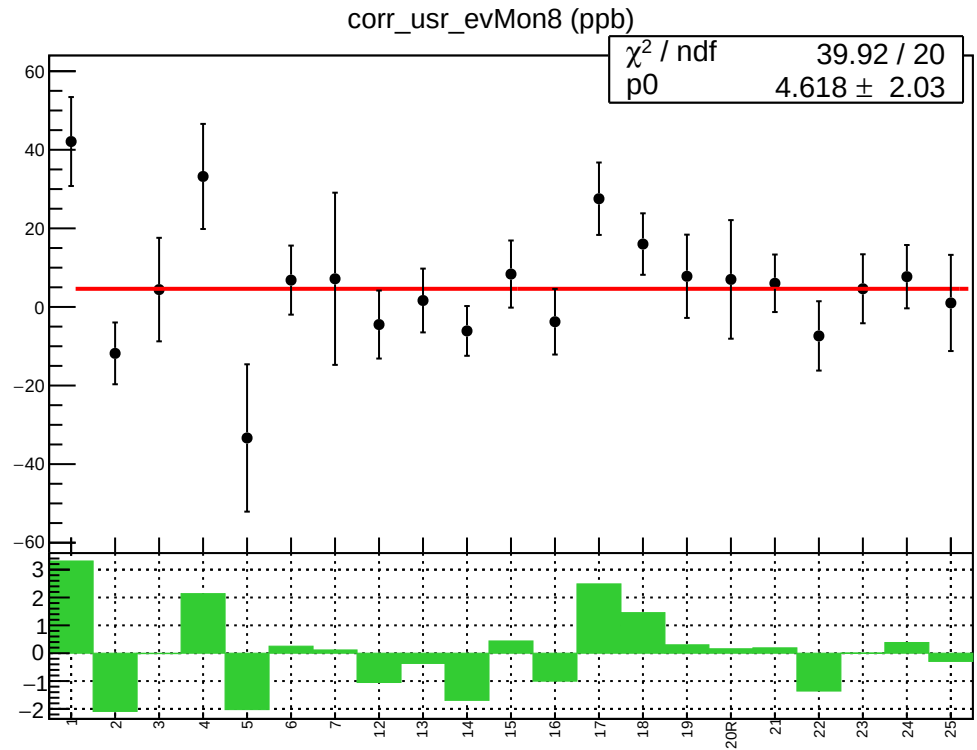
corr_usr_evMon8 (ppb)
χ² / ndf 39.92 / 20
p0 4.618 ± 2.03
60
40
20
0
−20
−40
−60
3
2
1
0
−1
−2
1
2
3
4
5
6
7
12
13
14
15
16
17
18
19
20R
21
22
23
24
25

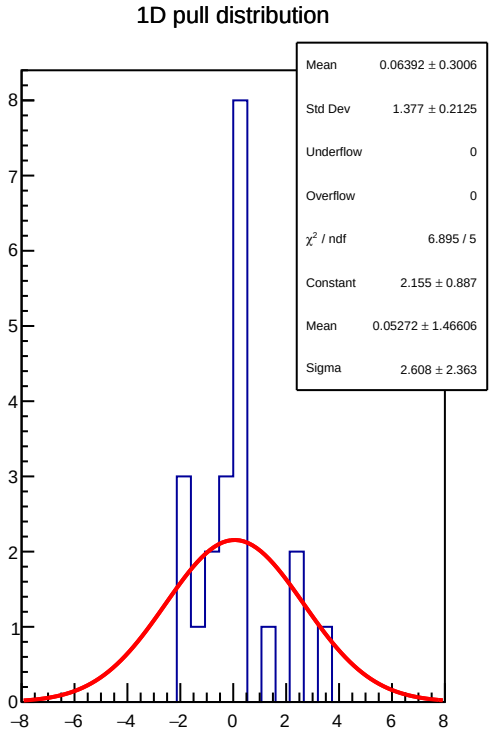
1D pull distribution
Mean 0.06392 ± 0.3006
Std Dev 1.377 ± 0.2125
Underflow 0
Overflow 0
χ² / ndf 6.895 / 5
Constant 2.155 ± 0.887
Mean 0.05272 ± 1.46606
Sigma 2.608 ± 2.363
8
7
6
5
4
3
2
1
0
−8
−6
−4
−2
0
2
4
6
8

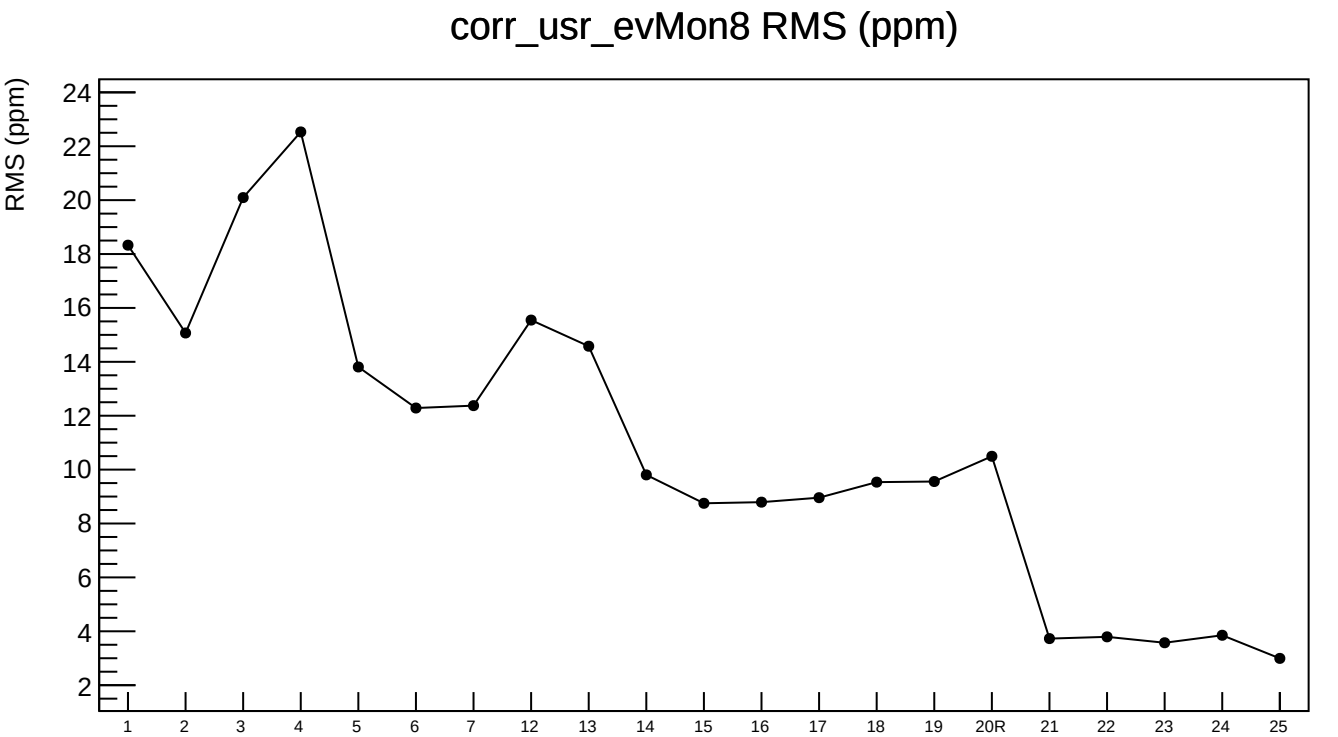
corr_usr_evMon8 RMS (ppm)
RMS (ppm)
24
22
20
18
16
14
12
10
8
6
4
2
1
2
3
4
5
6
7
12
13
14
15
16
17
18
19
20R
21
22
23
24
25

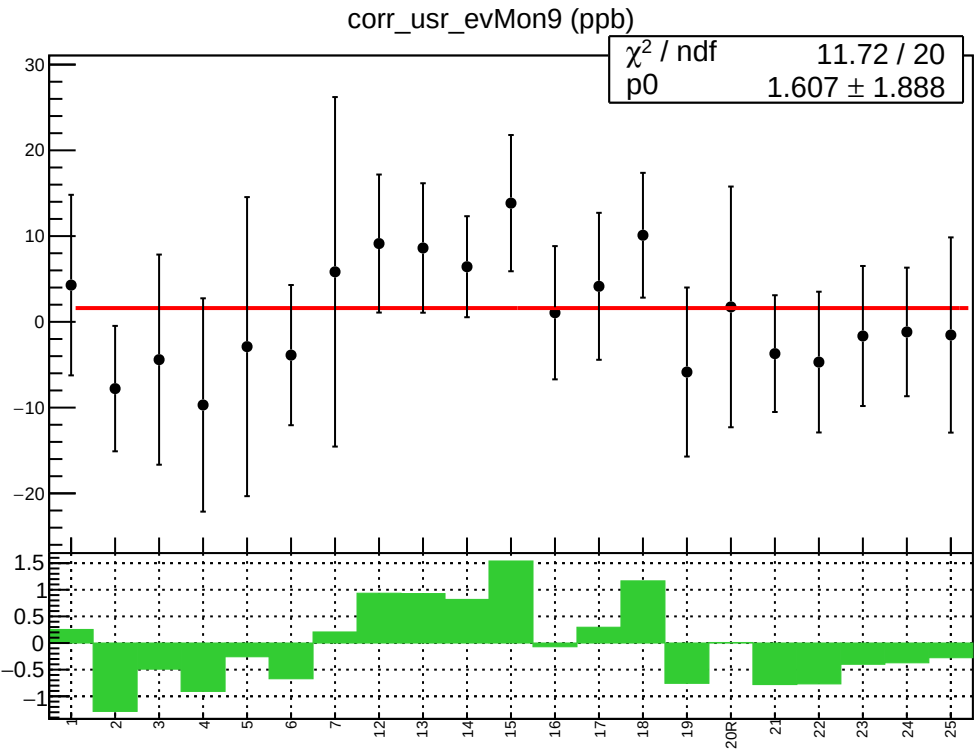
corr_usr_evMon9 (ppb)
χ² / ndf 11.72 / 20
p0 1.607 ± 1.888
30
20
10
0
−10
−20
1.5
1
0.5
0
−0.5
−1
1
2
3
4
5
6
7
12
13
14
15
16
17
18
19
20R
21
22
23
24
25

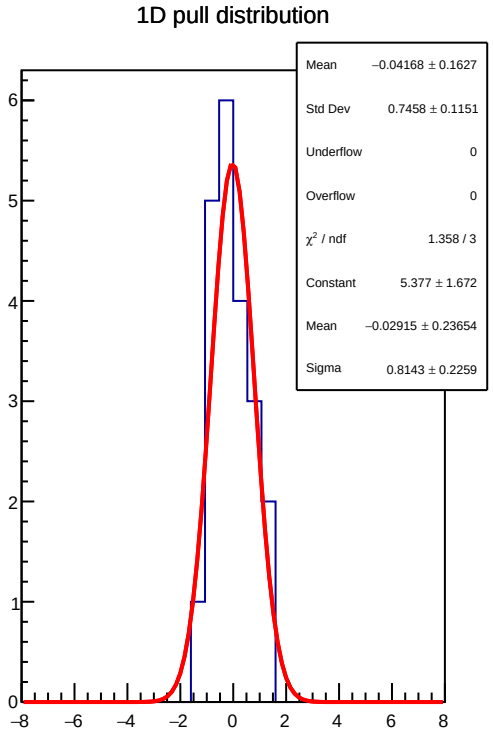
1D pull distribution
Mean −0.04168 ± 0.1627
Std Dev 0.7458 ± 0.1151
Underflow 0
Overflow 0
χ² / ndf 1.358 / 3
Constant 5.377 ± 1.672
Mean −0.02915 ± 0.23654
Sigma 0.8143 ± 0.2259
6
5
4
3
2
1
0
−8
−6
−4
−2
0
2
4
6
8

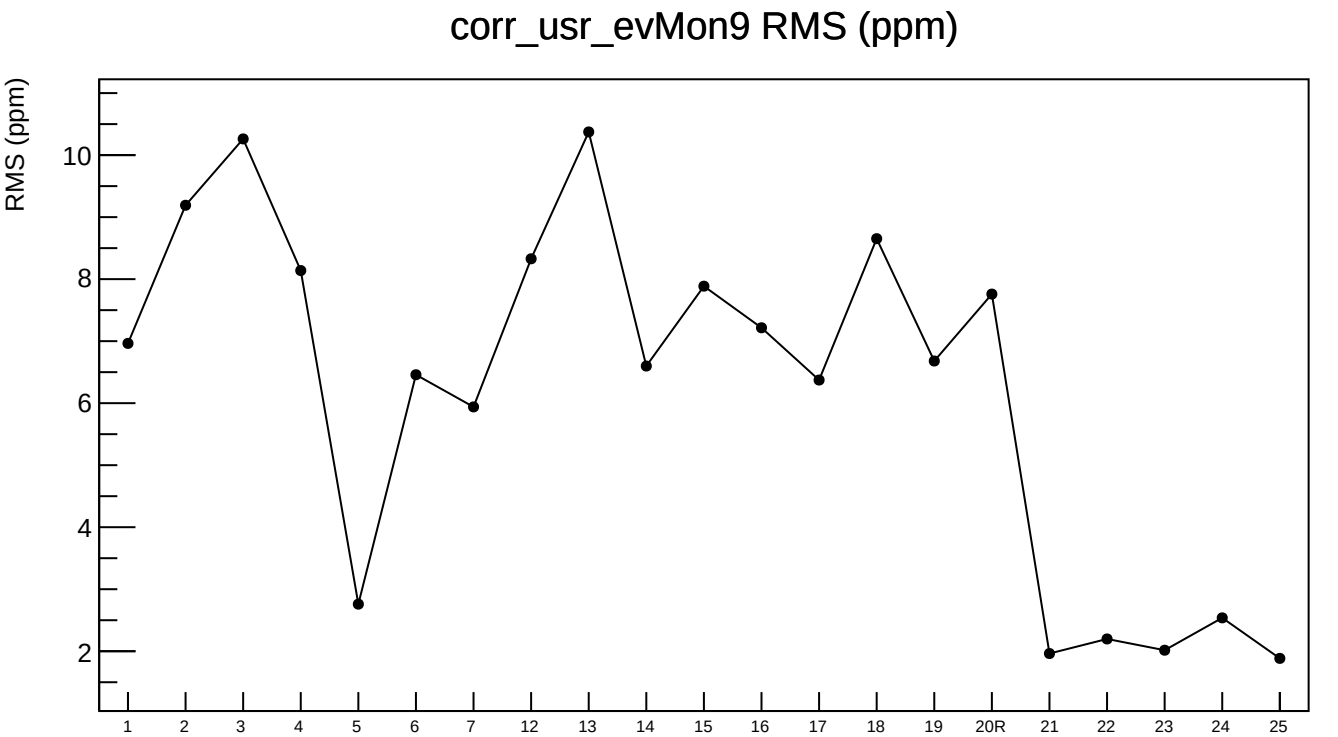
corr_usr_evMon9 RMS (ppm)
RMS (ppm)
10
8
6
4
2
1
2
3
4
5
6
7
12
13
14
15
16
17
18
19
20R
21
22
23
24
25

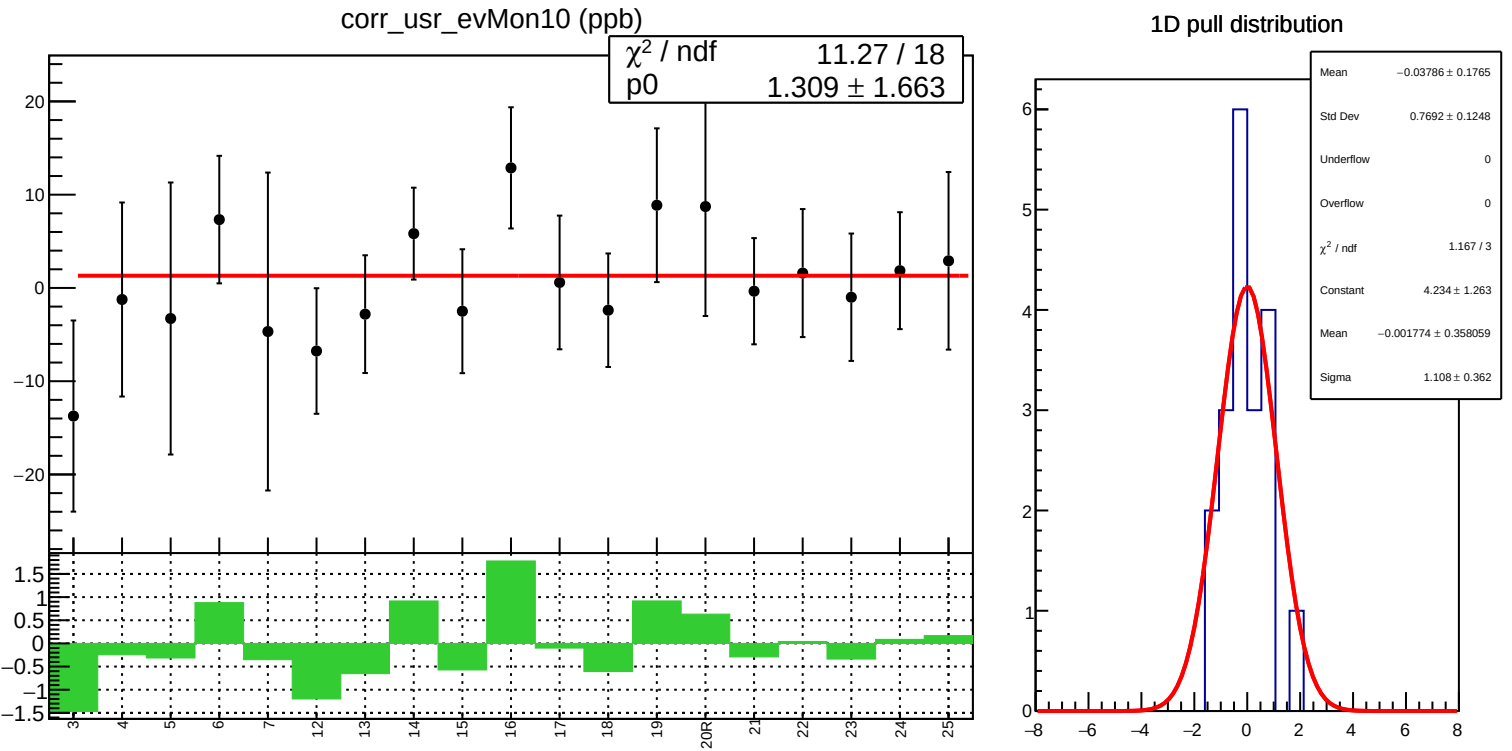
corr_usr_evMon10 (ppb)
χ² / ndf 11.27 / 18
p0 1.309 ± 1.663
3
4
5
6
7
12
13
14
15
16
17
18
19
20R
21
22
23
24
25
1D pull distribution
Mean −0.03786 ± 0.1765
Std Dev 0.7692 ± 0.1248
Underflow 0
Overflow 0
χ² / ndf 1.167 / 3
Constant 4.234 ± 1.263
Mean −0.001774 ± 0.358059
Sigma 1.108 ± 0.362

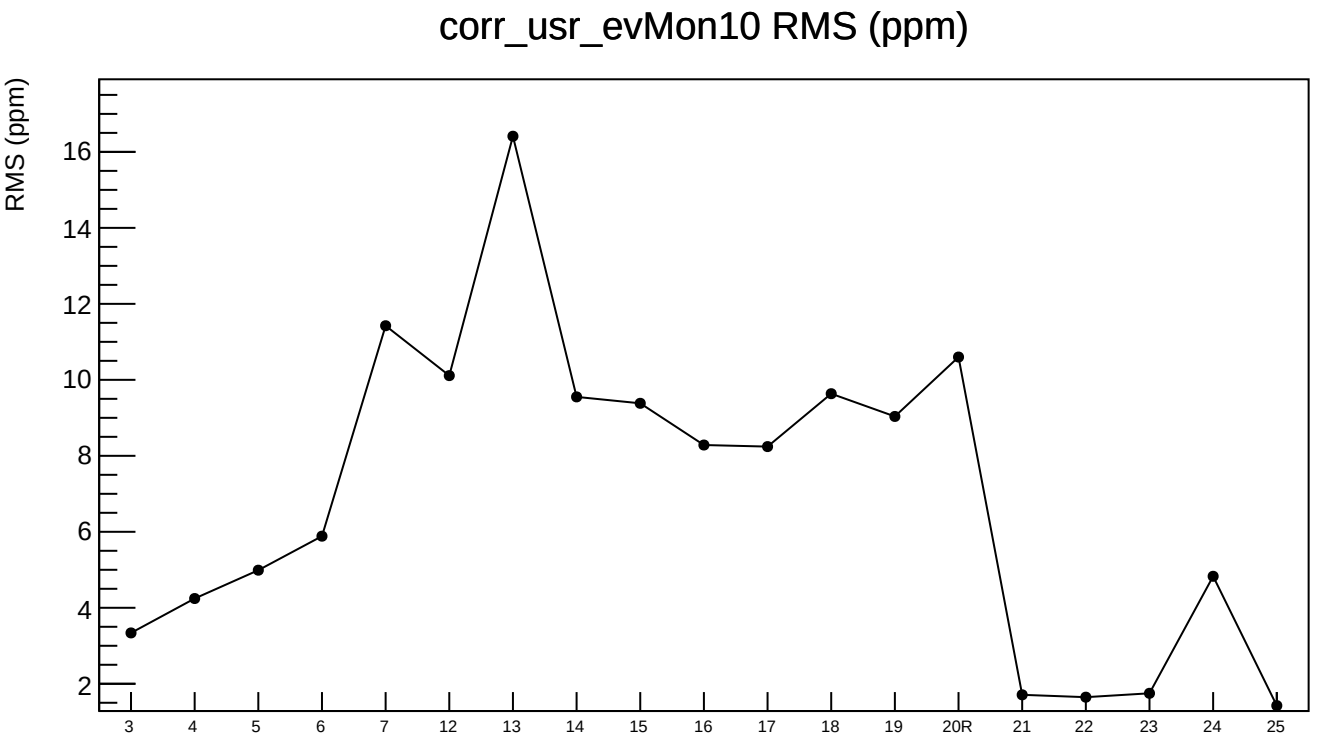
corr_usr_evMon10 RMS (ppm)
RMS (ppm)
16
14
12
10
8
6
4
2
3
4
5
6
7
12
13
14
15
16
17
18
19
20R
21
22
23
24
25

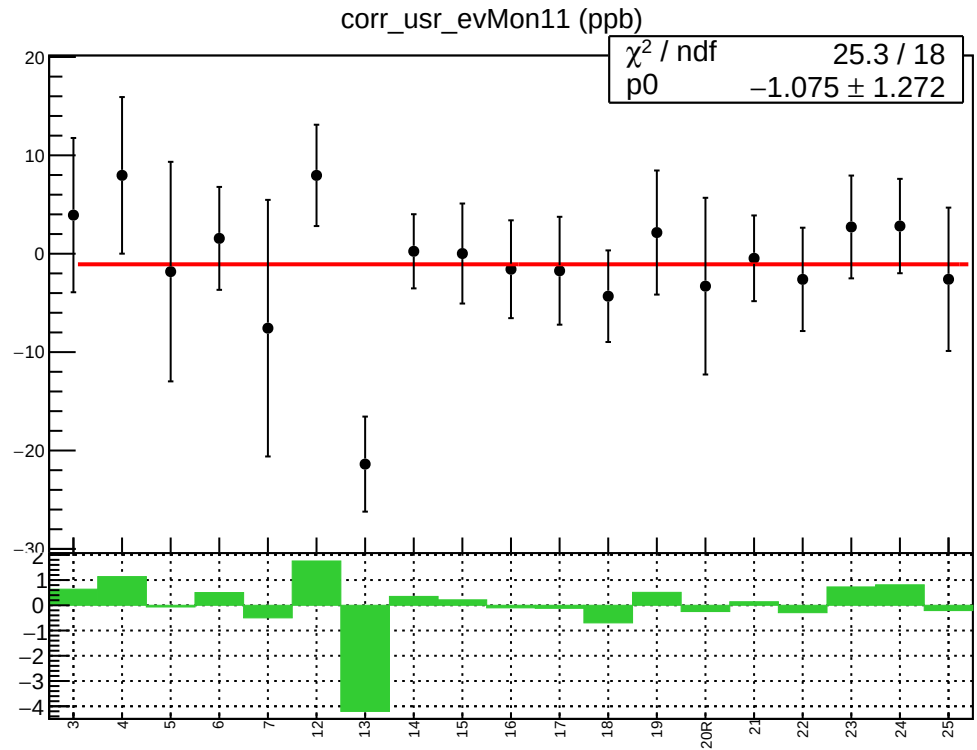
corr_usr_evMon11 (ppb)
χ² / ndf 25.3 / 18
p0 −1.075 ± 1.272
20
10
0
−10
−20
−30
2
1
0
−1
−2
−3
−4
3
4
5
6
7
12
13
14
15
16
17
18
19
20R
21
22
23
24
25

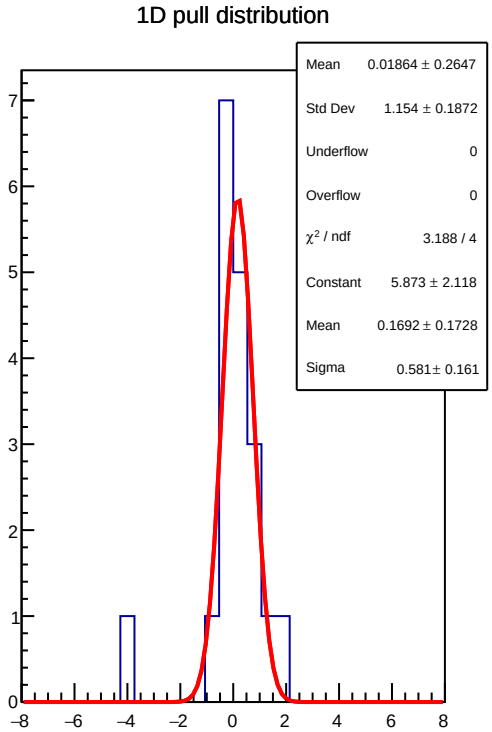
1D pull distribution
Mean 0.01864 ± 0.2647
Std Dev 1.154 ± 0.1872
Underflow 0
Overflow 0
χ² / ndf 3.188 / 4
Constant 5.873 ± 2.118
Mean 0.1692 ± 0.1728
Sigma 0.581 ± 0.161
7
6
5
4
3
2
1
0
−8
−6
−4
−2
0
2
4
6
8
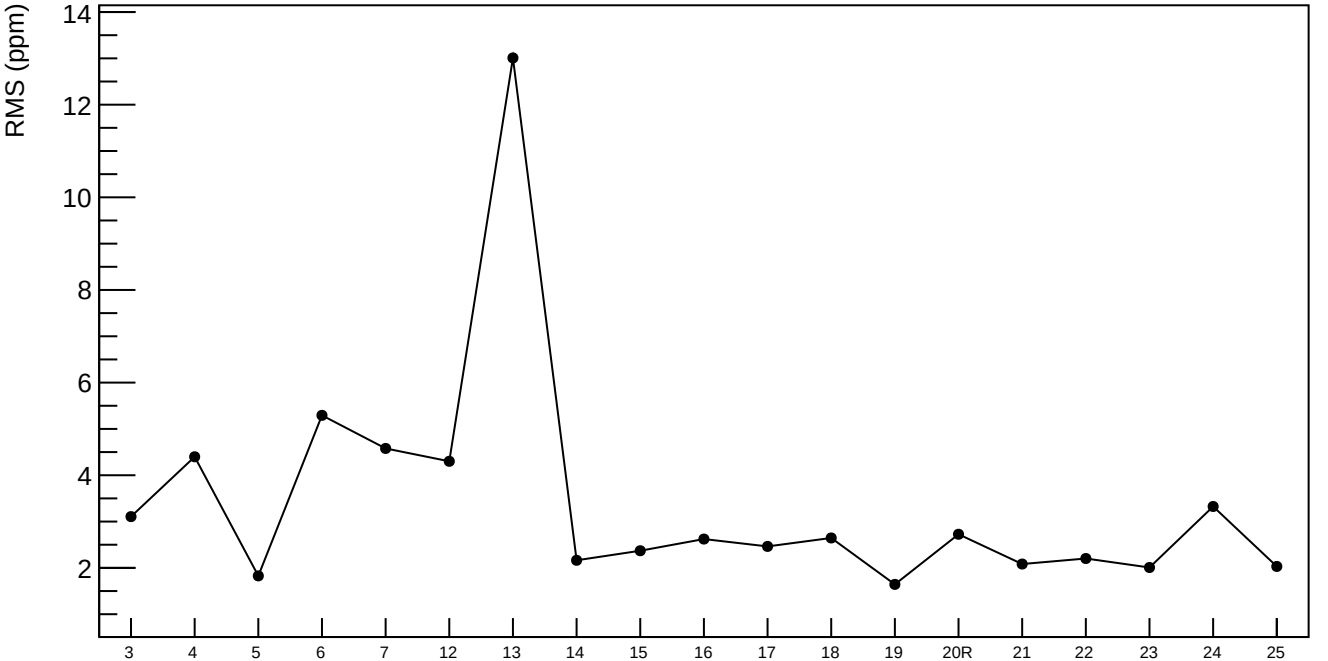
corr_usr_evMon11 RMS (ppm)