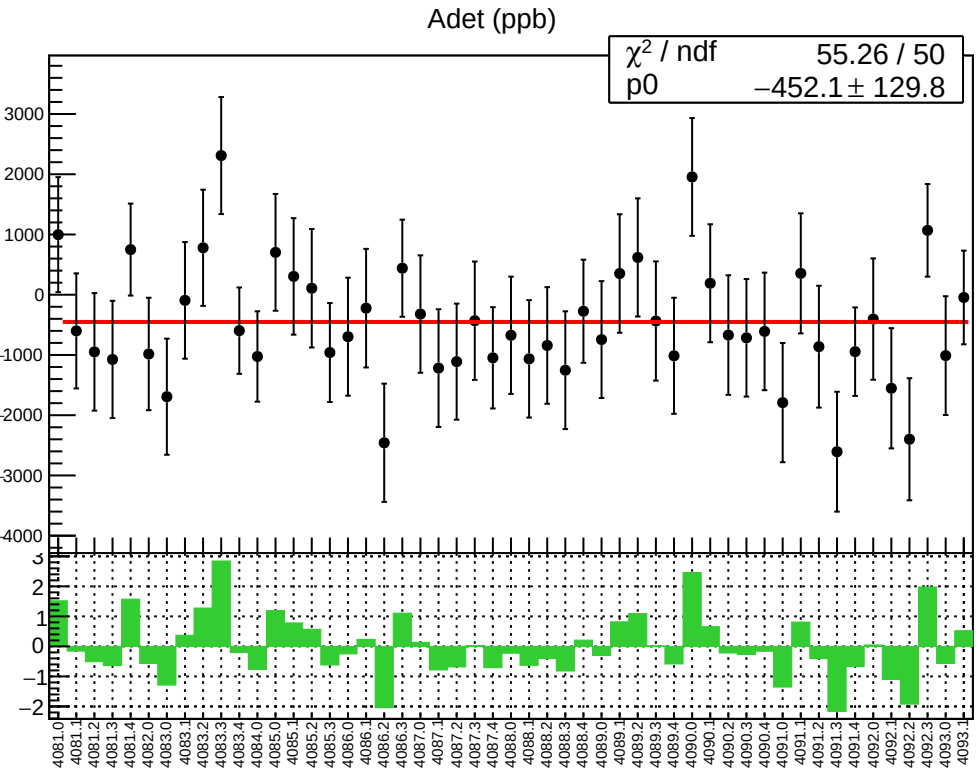
Adet (ppb)
χ² / ndf 55.26 / 50
p0 −452.1 ± 129.8
3000
2000
1000
0
-1000
-2000
-3000
-4000
3
2
1
0
−1
−2
4081.0
4081.1
4081.2
4081.3
4081.4
4082.0
4083.0
4083.1
4083.2
4083.3
4083.4
4084.0
4085.0
4085.1
4085.2
4085.3
4086.0
4086.1
4086.2
4086.3
4087.0
4087.1
4087.2
4087.3
4087.4
4088.0
4088.1
4088.2
4088.3
4088.4
4089.0
4089.1
4089.2
4089.3
4089.4
4090.0
4090.1
4090.2
4090.3
4090.4
4091.0
4091.1
4091.2
4091.3
4091.4
4092.0
4092.1
4092.2
4092.3
4093.0
4093.1

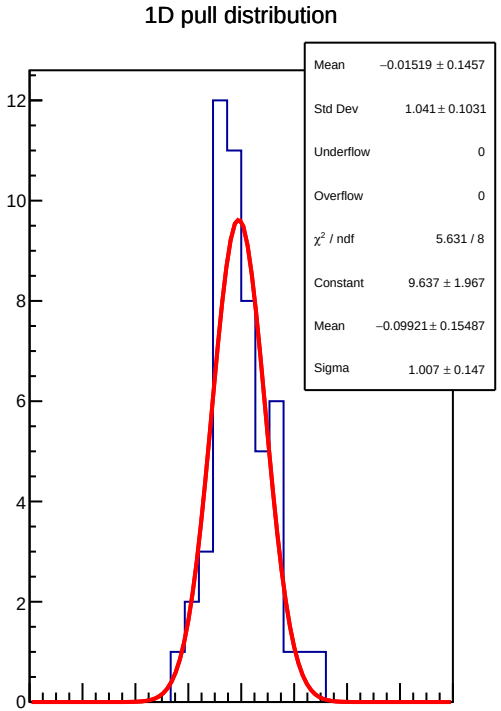
1D pull distribution
Mean −0.01519 ± 0.1457
Std Dev 1.041 ± 0.1031
Underflow 0
Overflow 0
χ² / ndf 5.631 / 8
Constant 9.637 ± 1.967
Mean −0.09921 ± 0.15487
Sigma 1.007 ± 0.147
12
10
8
6
4
2
0
−8
−6
−4
−2
0
2
4
6
8

Adet RMS (ppm)

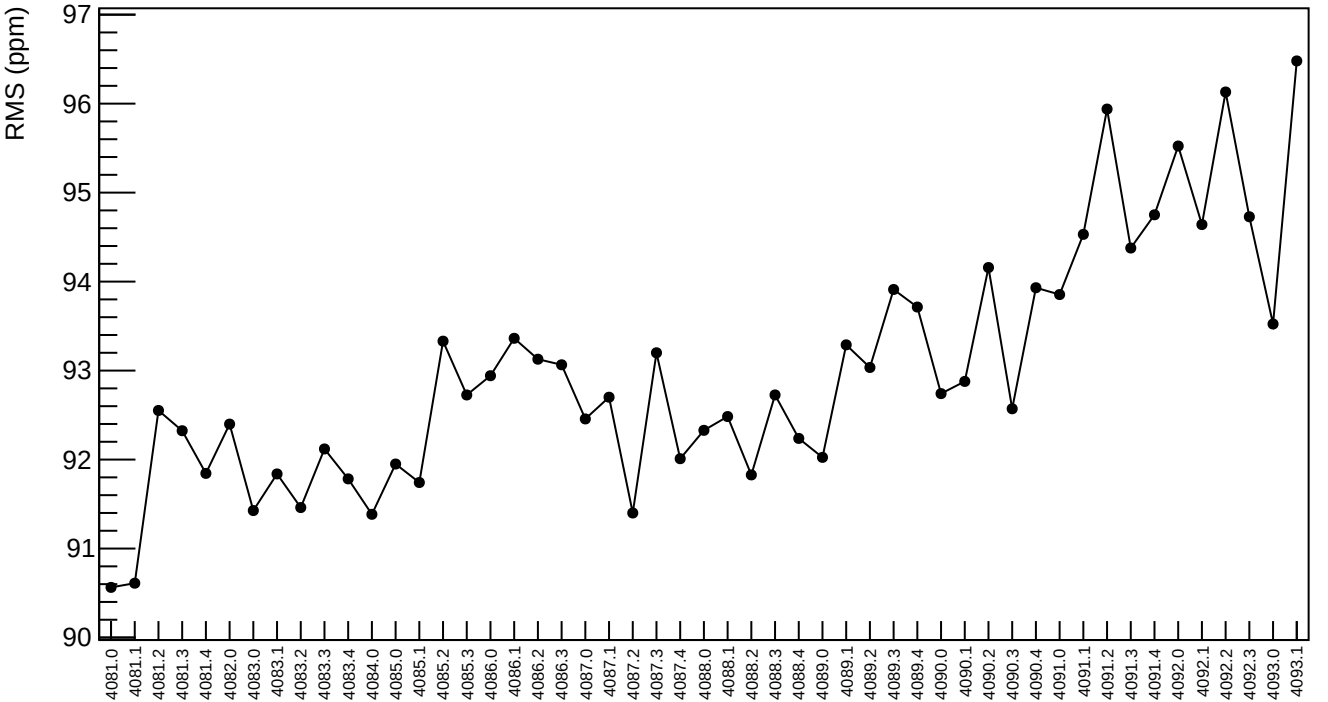
RMS (ppm)
97
96
95
94
93
92
91
90
4081.0
4081.1
4081.2
4081.3
4081.4
4082.0
4083.0
4083.1
4083.2
4083.3
4083.4
4084.0
4085.0
4085.1
4085.2
4085.3
4086.0
4086.1
4086.2
4086.3
4087.0
4087.1
4087.2
4087.3
4087.4
4088.0
4088.1
4088.2
4088.3
4088.4
4089.0
4089.1
4089.2
4089.3
4089.4
4090.0
4090.1
4090.2
4090.3
4090.4
4091.0
4091.1
4091.2
4091.3
4091.4
4092.0
4092.1
4092.2
4092.3
4093.0
4093.1

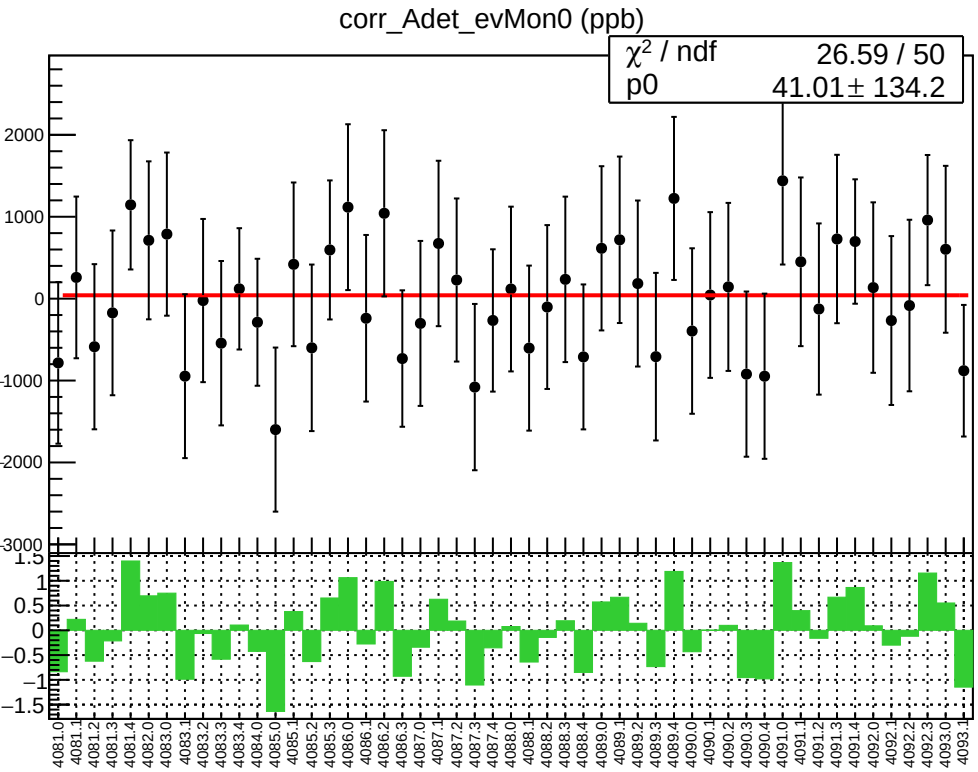
corr_Adet_evMon0 (ppb)
χ² / ndf 26.59 / 50
p0 41.01 ± 134.2
2000
1000
0
-1000
-2000
-3000
1.5
1
0.5
0
−0.5
−1
−1.5
4081.0
4081.1
4081.2
4081.3
4081.4
4082.0
4083.0
4083.1
4083.2
4083.3
4083.4
4084.0
4085.0
4085.1
4085.2
4085.3
4086.0
4086.1
4086.2
4086.3
4087.0
4087.1
4087.2
4087.3
4087.4
4088.0
4088.1
4088.2
4088.3
4088.4
4089.0
4089.1
4089.2
4089.3
4089.4
4090.0
4090.1
4090.2
4090.3
4090.4
4091.0
4091.1
4091.2
4091.3
4091.4
4092.0
4092.1
4092.2
4092.3
4093.0
4093.1

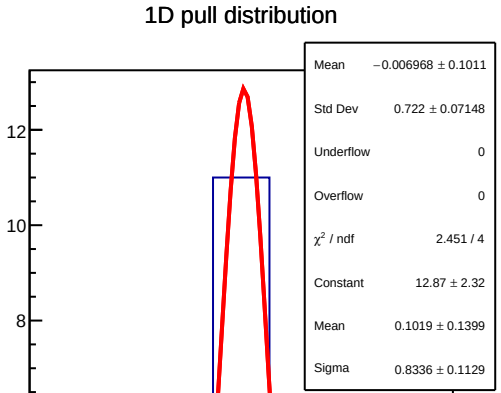
1D pull distribution
Mean −0.006968 ± 0.1011
Std Dev 0.722 ± 0.07148
Underflow 0
Overflow 0
χ² / ndf 2.451 / 4
Constant 12.87 ± 2.32
Mean 0.1019 ± 0.1399
Sigma 0.8336 ± 0.1129
12
10
8
6
4
2
0
−8
−6
−4
−2
0
2
4
6
8

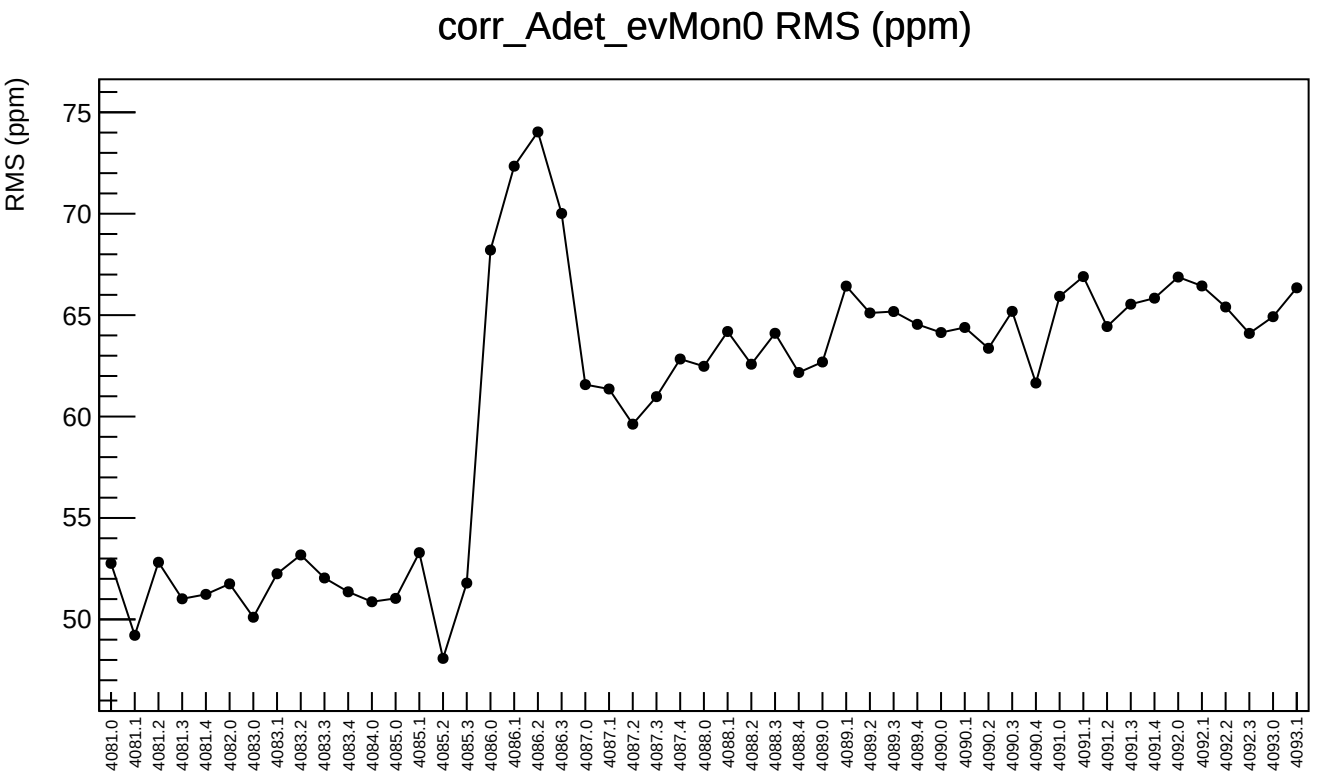
corr_Adet_evMon0 RMS (ppm)
RMS (ppm)
75
70
65
60
55
50
4081.0
4081.1
4081.2
4081.3
4081.4
4082.0
4083.0
4083.1
4083.2
4083.3
4083.4
4084.0
4085.0
4085.1
4085.2
4085.3
4086.0
4086.1
4086.2
4086.3
4087.0
4087.1
4087.2
4087.3
4087.4
4088.0
4088.1
4088.2
4088.3
4088.4
4089.0
4089.1
4089.2
4089.3
4089.4
4090.0
4090.1
4090.2
4090.3
4090.4
4091.0
4091.1
4091.2
4091.3
4091.4
4092.0
4092.1
4092.2
4092.3
4093.0
4093.1

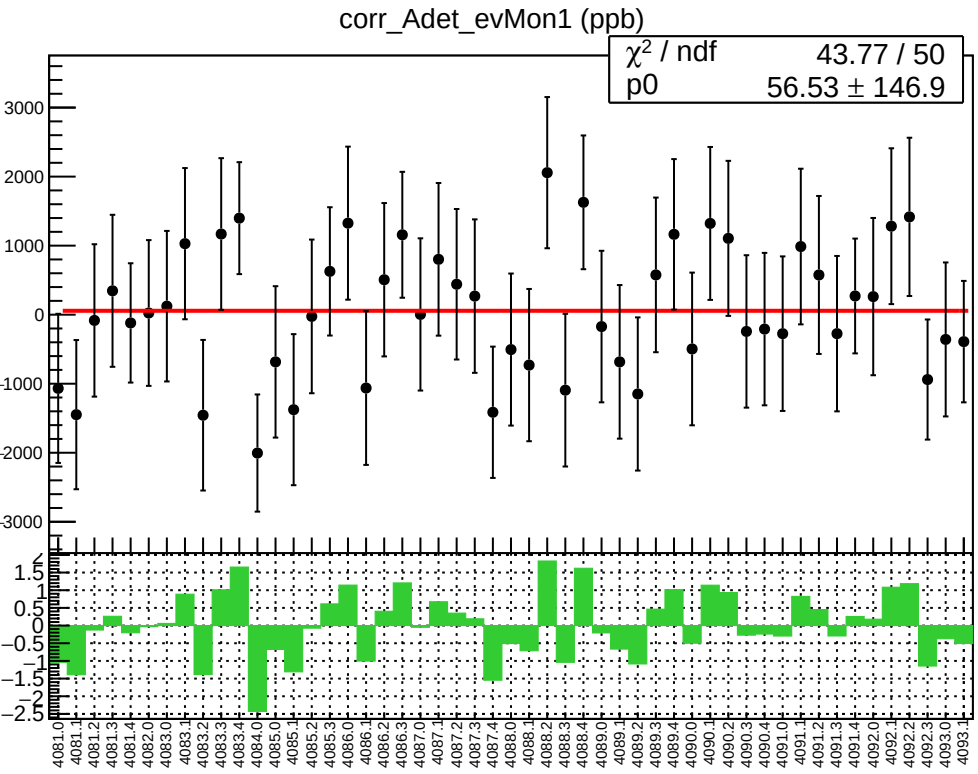
corr_Adet_evMon1 (ppb)
χ^2 / ndf 43.77 / 50
p0 56.53 ± 146.9
3000
2000
1000
0
-1000
-2000
-3000
1.5
1
0.5
0
−0.5
−1
−1.5
−2
−2.5
4081.0
4081.1
4081.2
4081.3
4081.4
4082.0
4083.0
4083.1
4083.2
4083.3
4083.4
4084.0
4085.0
4085.1
4085.2
4085.3
4086.0
4086.1
4086.2
4086.3
4087.0
4087.1
4087.2
4087.3
4087.4
4088.0
4088.1
4088.2
4088.3
4088.4
4089.0
4089.1
4089.2
4089.3
4089.4
4090.0
4090.1
4090.2
4090.3
4090.4
4091.0
4091.1
4091.2
4091.3
4091.4
4092.0
4092.1
4092.2
4092.3
4093.0
4093.1

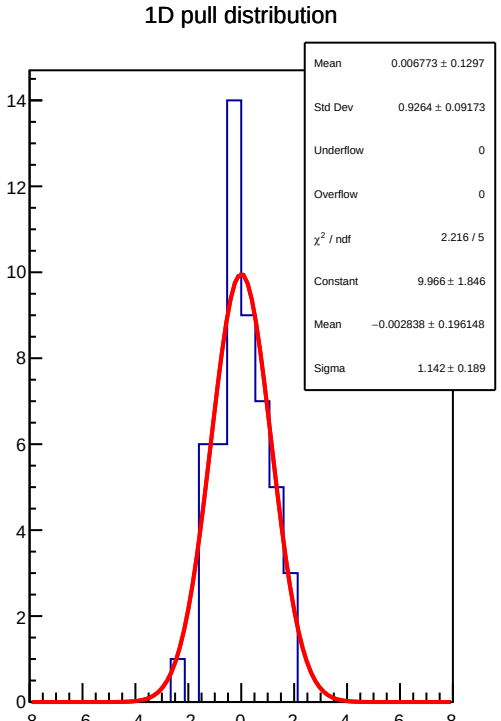
1D pull distribution
Mean 0.006773 ± 0.1297
Std Dev 0.9264 ± 0.09173
Underflow 0
Overflow 0
χ^2 / ndf 2.216 / 5
Constant 9.966 ± 1.846
Mean −0.002838 ± 0.196148
Sigma 1.142 ± 0.189
14
12
10
8
6
4
2
0
−8
−6
−4
−2
0
2
4
6
8

corr_Adet_evMon1 RMS (ppm)

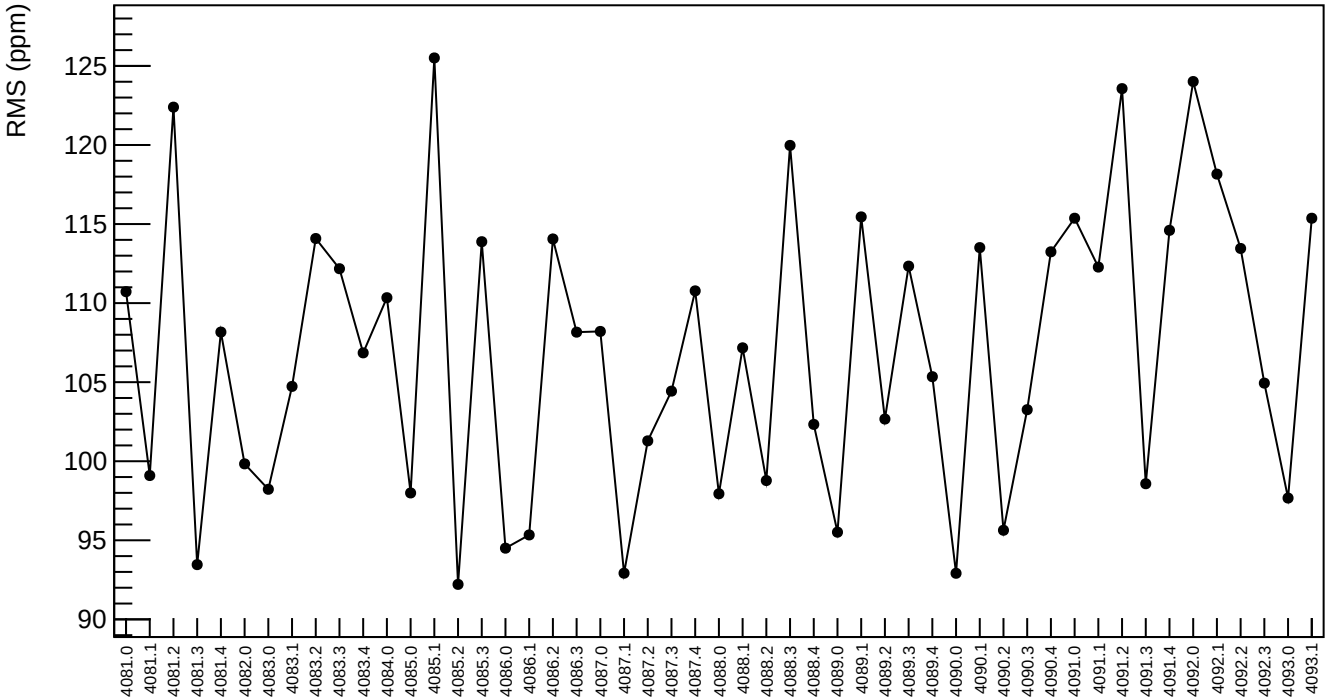

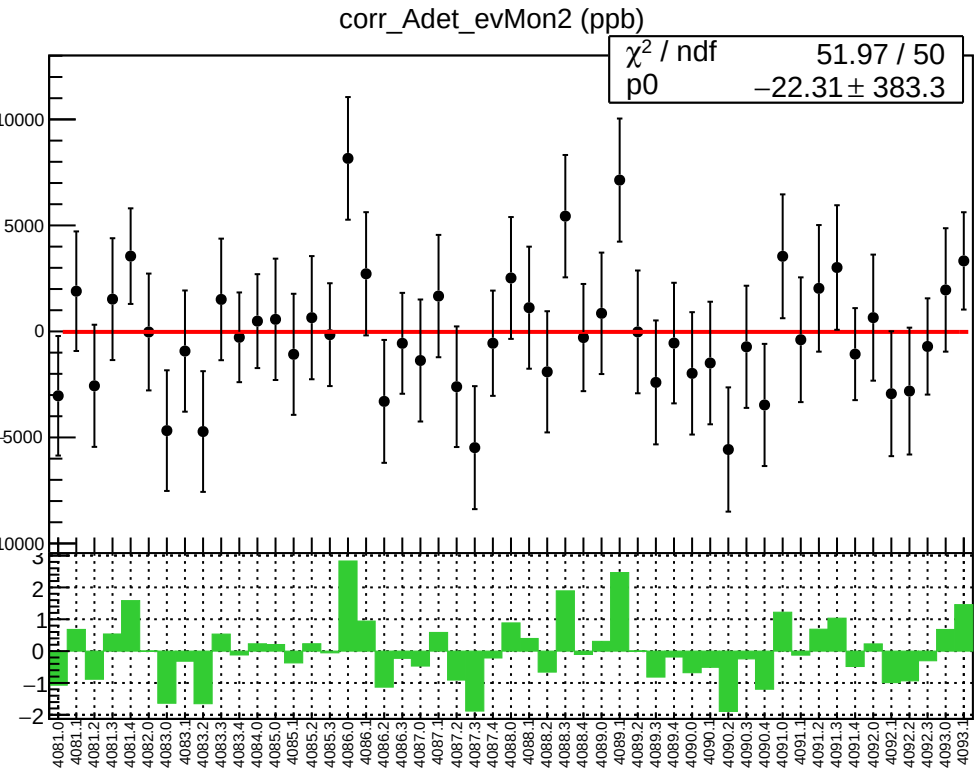
corr_Adet_evMon2 (ppb)
χ^2 / ndf 51.97 / 50
p0 −22.31 ± 383.3
10000
5000
0
-5000
-10000
3
2
1
0
−1
−2
4081.0
4081.1
4081.2
4081.3
4081.4
4082.0
4083.0
4083.1
4083.2
4083.3
4083.4
4084.0
4085.0
4085.1
4085.2
4085.3
4086.0
4086.1
4086.2
4086.3
4087.0
4087.1
4087.2
4087.3
4087.4
4088.0
4088.1
4088.2
4088.3
4088.4
4089.0
4089.1
4089.2
4089.3
4089.4
4090.0
4090.1
4090.2
4090.3
4090.4
4091.0
4091.1
4091.2
4091.3
4091.4
4092.0
4092.1
4092.2
4092.3
4093.0
4093.1

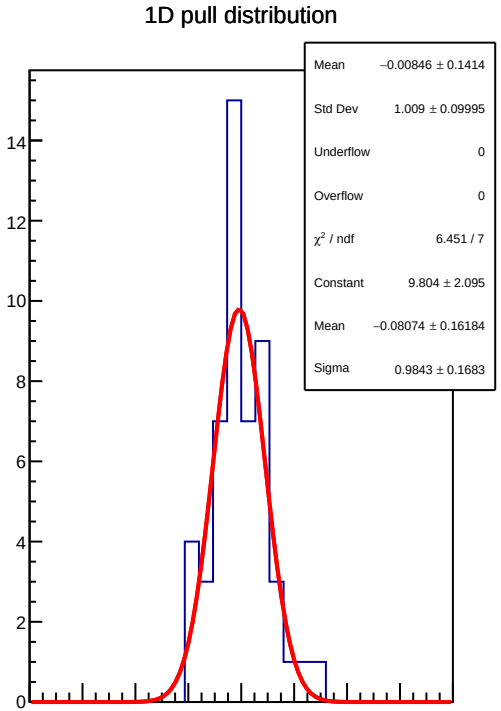
1D pull distribution
Mean −0.00846 ± 0.1414
Std Dev 1.009 ± 0.09995
Underflow 0
Overflow 0
χ^2 / ndf 6.451 / 7
Constant 9.804 ± 2.095
Mean −0.08074 ± 0.16184
Sigma 0.9843 ± 0.1683
14
12
10
8
6
4
2
0
−8
−6
−4
−2
0
2
4
6
8

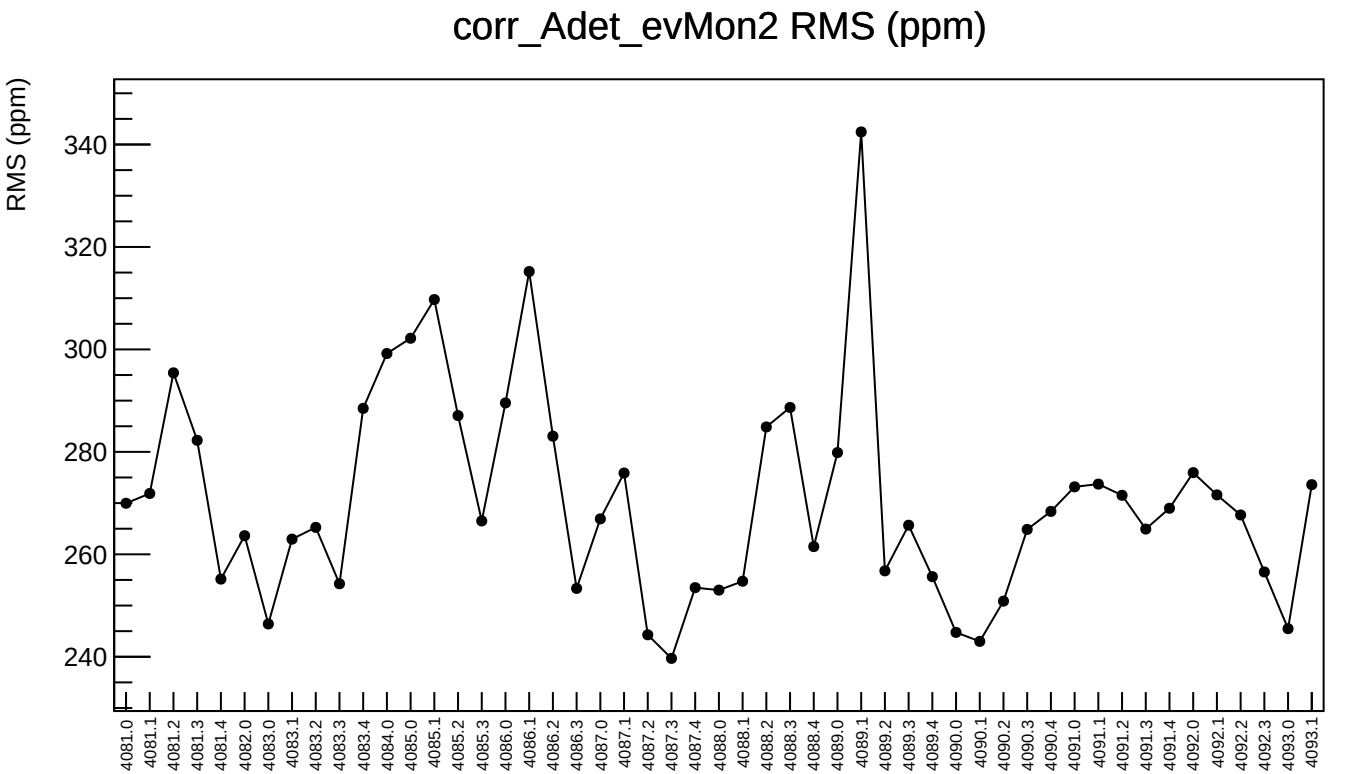
corr_Adet_evMon2 RMS (ppm)
RMS (ppm)
340
320
300
280
260
240
4081.0
4081.1
4081.2
4081.3
4081.4
4082.0
4083.0
4083.1
4083.2
4083.3
4083.4
4084.0
4085.0
4085.1
4085.2
4085.3
4086.0
4086.1
4086.2
4086.3
4087.0
4087.1
4087.2
4087.3
4087.4
4088.0
4088.1
4088.2
4088.3
4088.4
4089.0
4089.1
4089.2
4089.3
4089.4
4090.0
4090.1
4090.2
4090.3
4090.4
4091.0
4091.1
4091.2
4091.3
4091.4
4092.0
4092.1
4092.2
4092.3
4093.0
4093.1

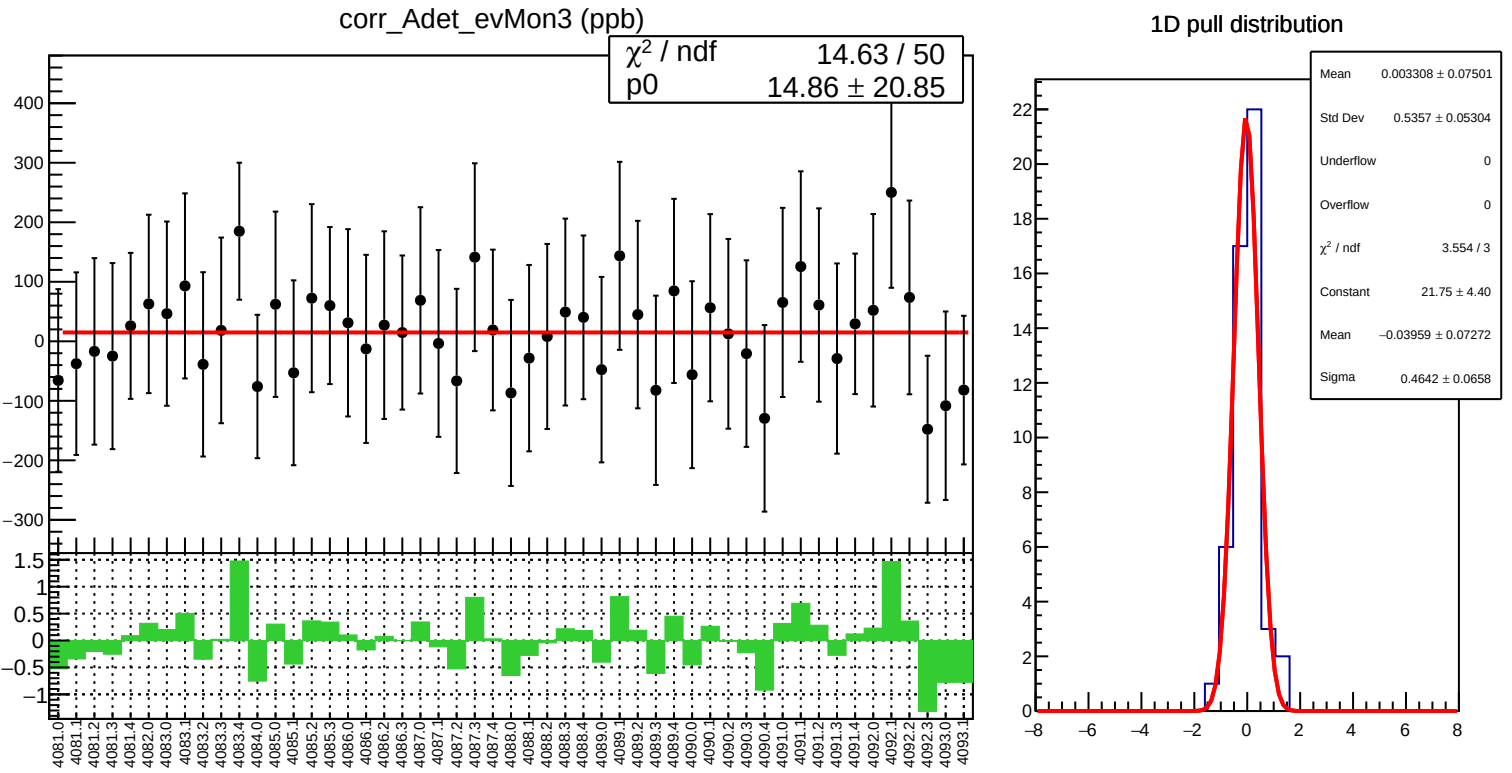
corr_Adet_evMon3 (ppb)
χ² / ndf 14.63 / 50
p0 14.86 ± 20.85
1D pull distribution
Mean 0.003308 ± 0.07501
Std Dev 0.5357 ± 0.05304
Underflow 0
Overflow 0
χ² / ndf 3.554 / 3
Constant 21.75 ± 4.40
Mean −0.03959 ± 0.07272
Sigma 0.4642 ± 0.0658

corr_Adet_evMon3 RMS (ppm)

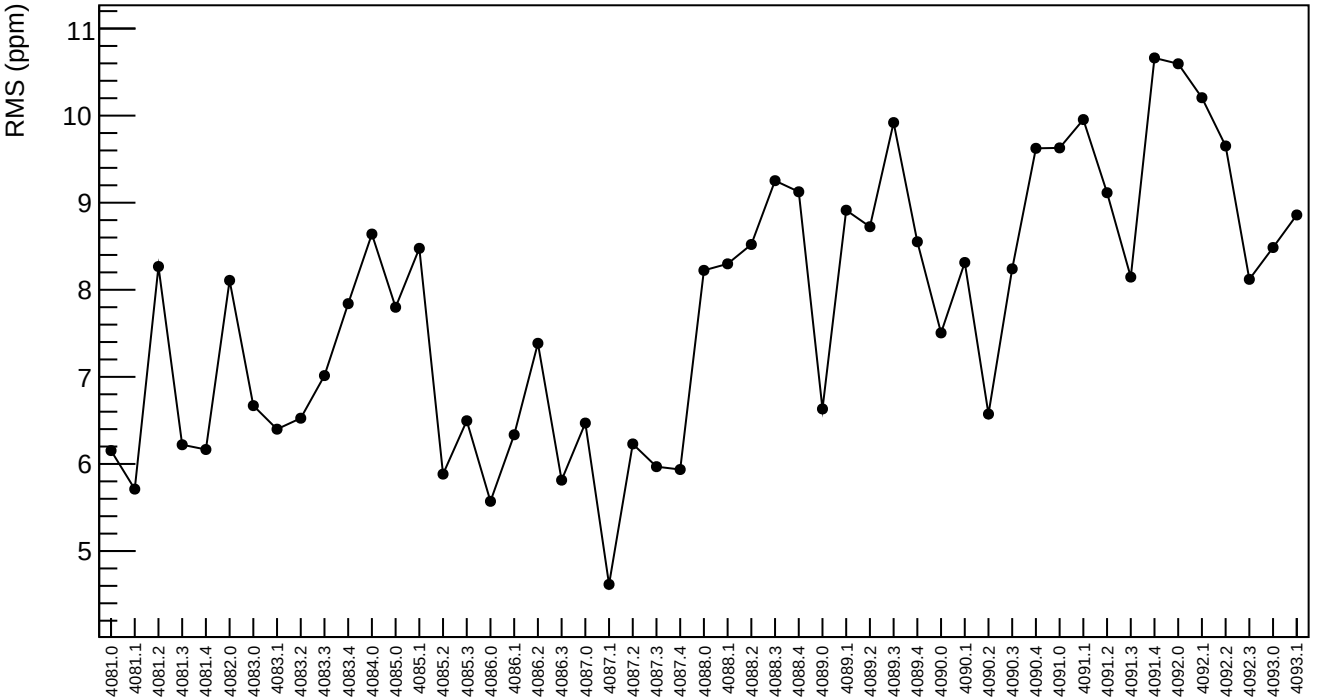

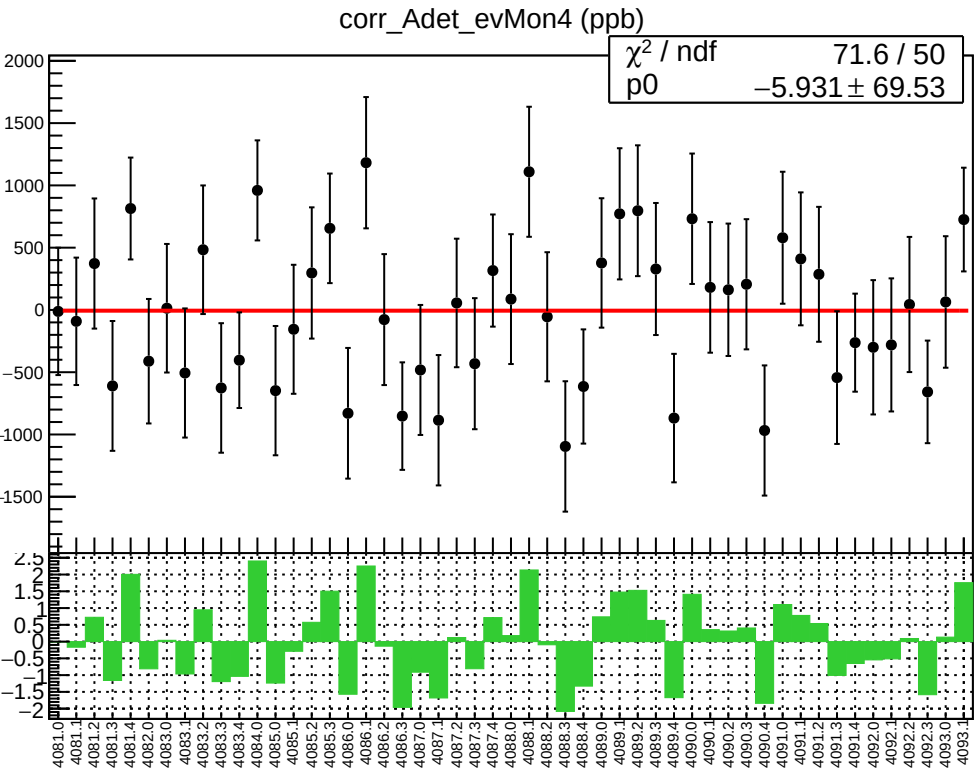
corr_Adet_evMon4 (ppb)
χ² / ndf 71.6 / 50
p0 −5.931 ± 69.53

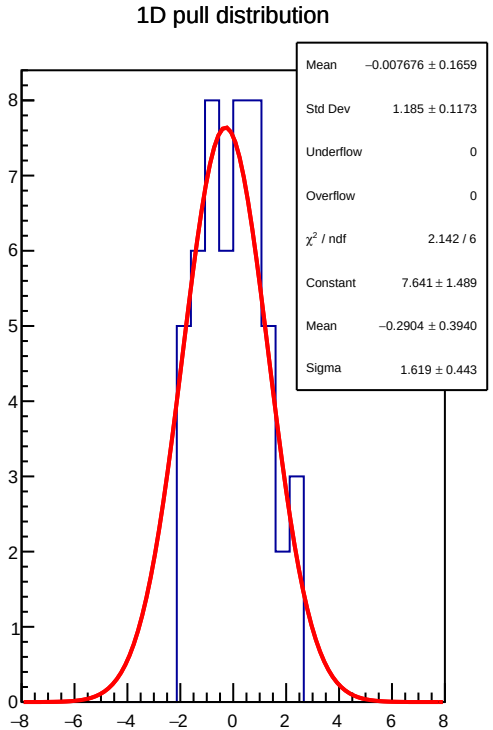
1D pull distribution
Mean −0.007676 ± 0.1659
Std Dev 1.185 ± 0.1173
Underflow 0
Overflow 0
χ² / ndf 2.142 / 6
Constant 7.641 ± 1.489
Mean −0.2904 ± 0.3940
Sigma 1.619 ± 0.443

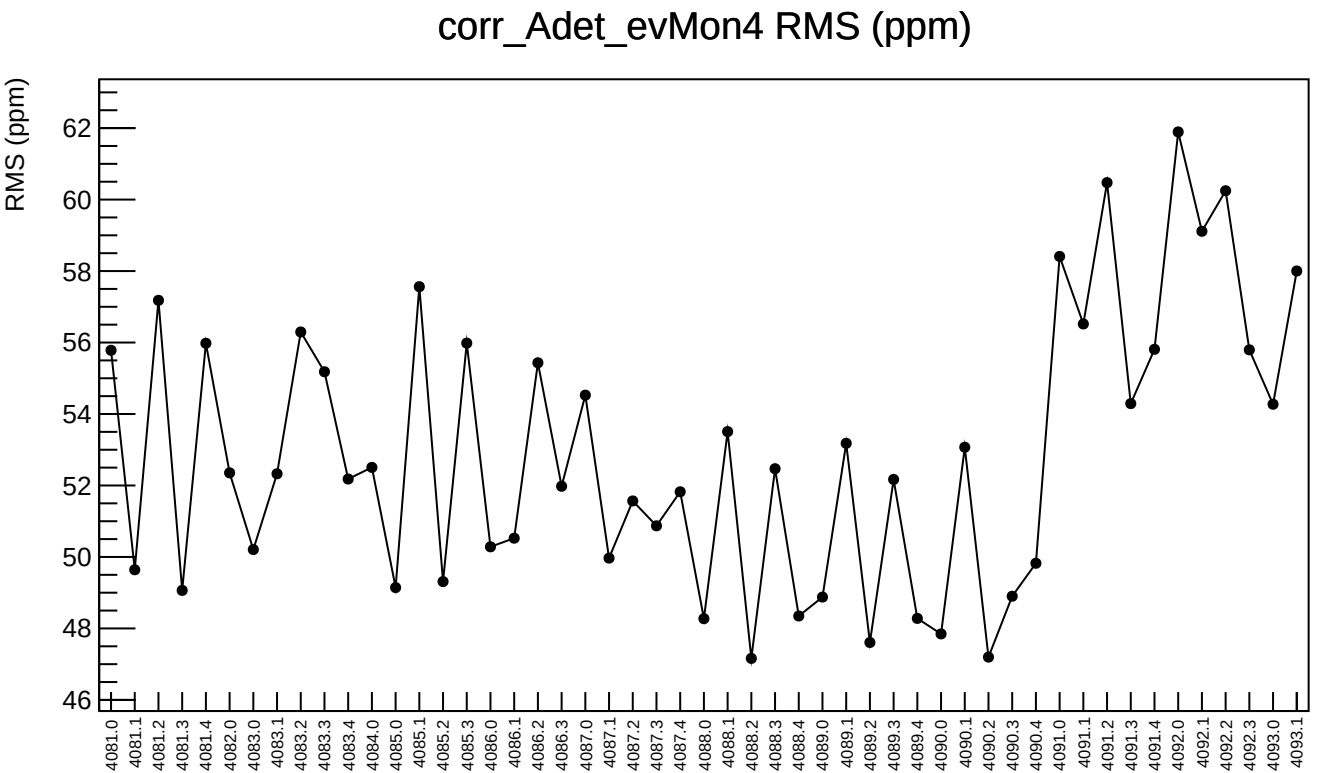
corr_Adet_evMon4 RMS (ppm)
RMS (ppm)
62
60
58
56
54
52
50
48
46
4081.0
4081.1
4081.2
4081.3
4081.4
4082.0
4083.0
4083.1
4083.2
4083.3
4083.4
4084.0
4085.0
4085.1
4085.2
4085.3
4086.0
4086.1
4086.2
4086.3
4087.0
4087.1
4087.2
4087.3
4087.4
4088.0
4088.1
4088.2
4088.3
4088.4
4089.0
4089.1
4089.2
4089.3
4089.4
4090.0
4090.1
4090.2
4090.3
4090.4
4091.0
4091.1
4091.2
4091.3
4091.4
4092.0
4092.1
4092.2
4092.3
4093.0
4093.1

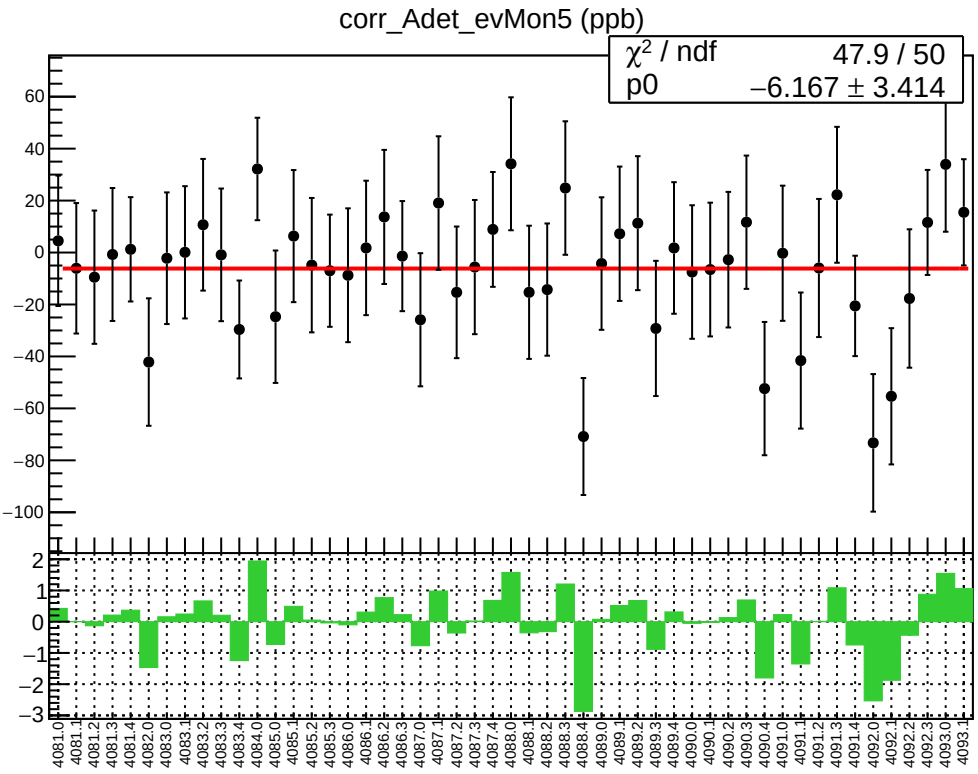
corr_Adet_evMon5 (ppb)
χ² / ndf 47.9 / 50
p0 −6.167 ± 3.414

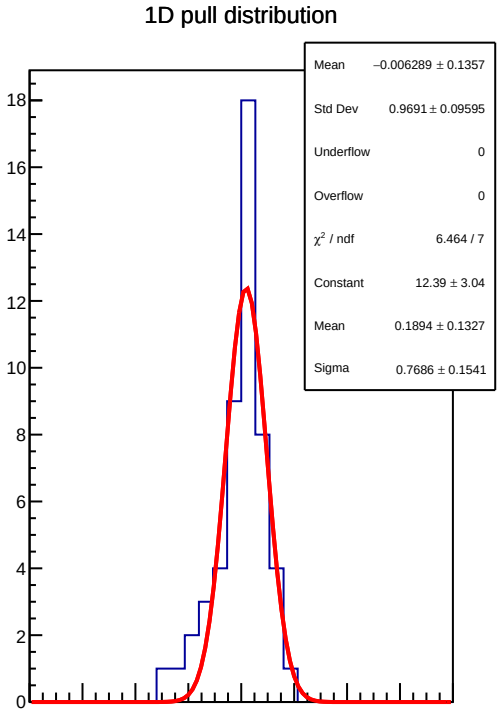
1D pull distribution
Mean −0.006289 ± 0.1357
Std Dev 0.9691 ± 0.09595
Underflow 0
Overflow 0
χ² / ndf 6.464 / 7
Constant 12.39 ± 3.04
Mean 0.1894 ± 0.1327
Sigma 0.7686 ± 0.1541

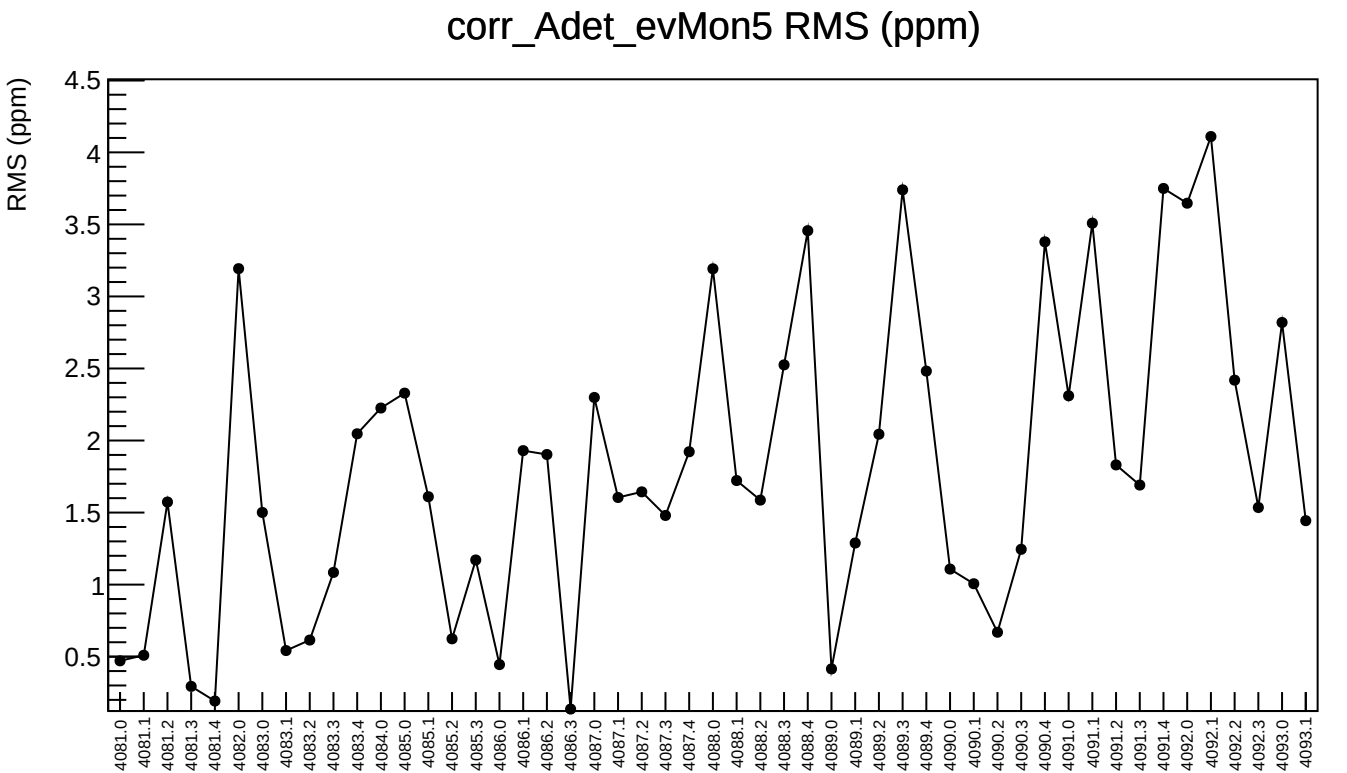
corr_Adet_evMon5 RMS (ppm)
RMS (ppm)
4.5
4
3.5
3
2.5
2
1.5
1
0.5
4081.0
4081.1
4081.2
4081.3
4081.4
4082.0
4083.0
4083.1
4083.2
4083.3
4083.4
4084.0
4085.0
4085.1
4085.2
4085.3
4086.0
4086.1
4086.2
4086.3
4087.0
4087.1
4087.2
4087.3
4087.4
4088.0
4088.1
4088.2
4088.3
4088.4
4089.0
4089.1
4089.2
4089.3
4089.4
4090.0
4090.1
4090.2
4090.3
4090.4
4091.0
4091.1
4091.2
4091.3
4091.4
4092.0
4092.1
4092.2
4092.3
4093.0
4093.1

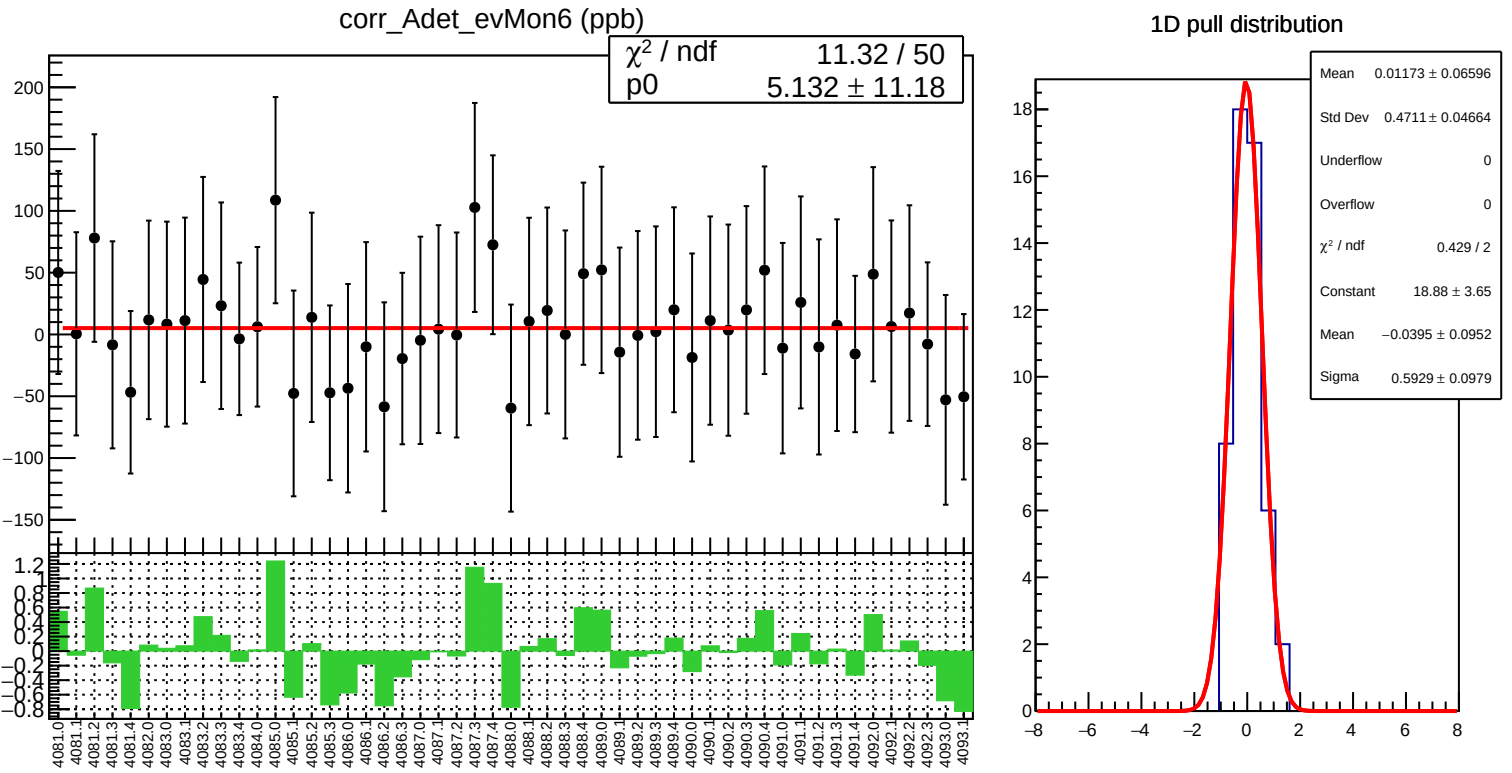
corr_Adet_evMon6 (ppb)
χ² / ndf 11.32 / 50
p0 5.132 ± 11.18
1D pull distribution
Mean 0.01173 ± 0.06596
Std Dev 0.4711 ± 0.04664
Underflow 0
Overflow 0
χ² / ndf 0.429 / 2
Constant 18.88 ± 3.65
Mean −0.0395 ± 0.0952
Sigma 0.5929 ± 0.0979

corr_Adet_evMon6 RMS (ppm)

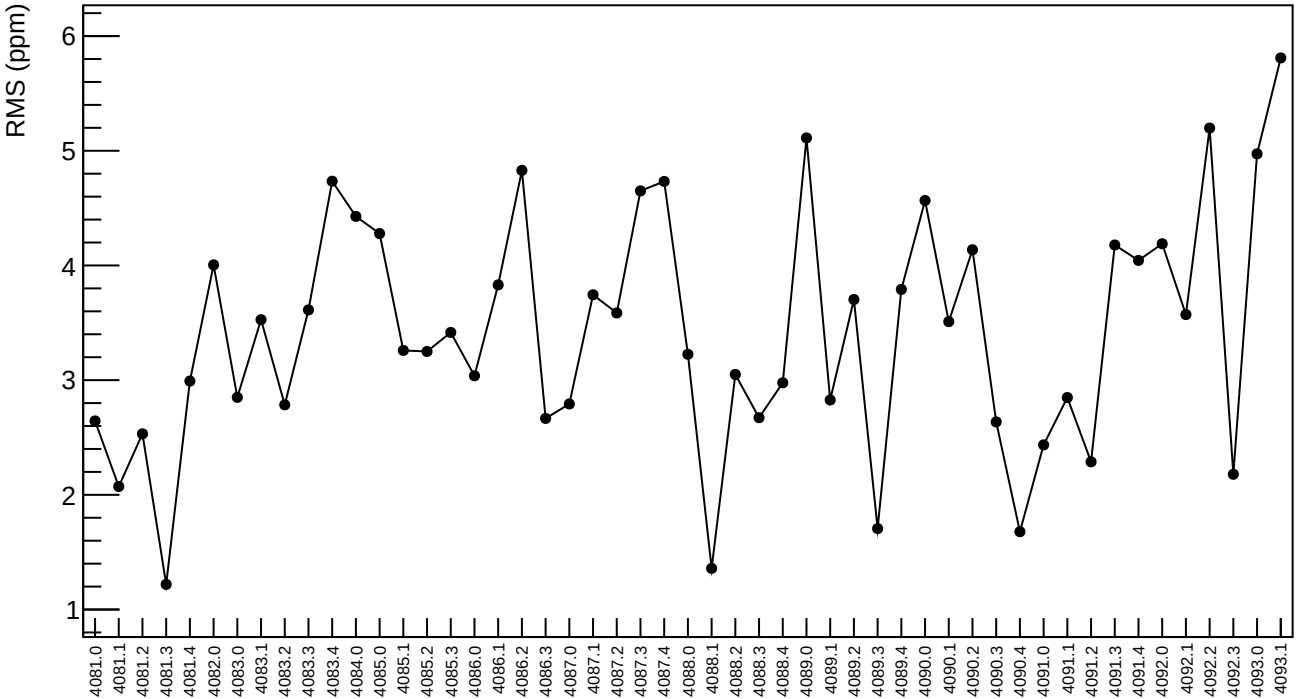

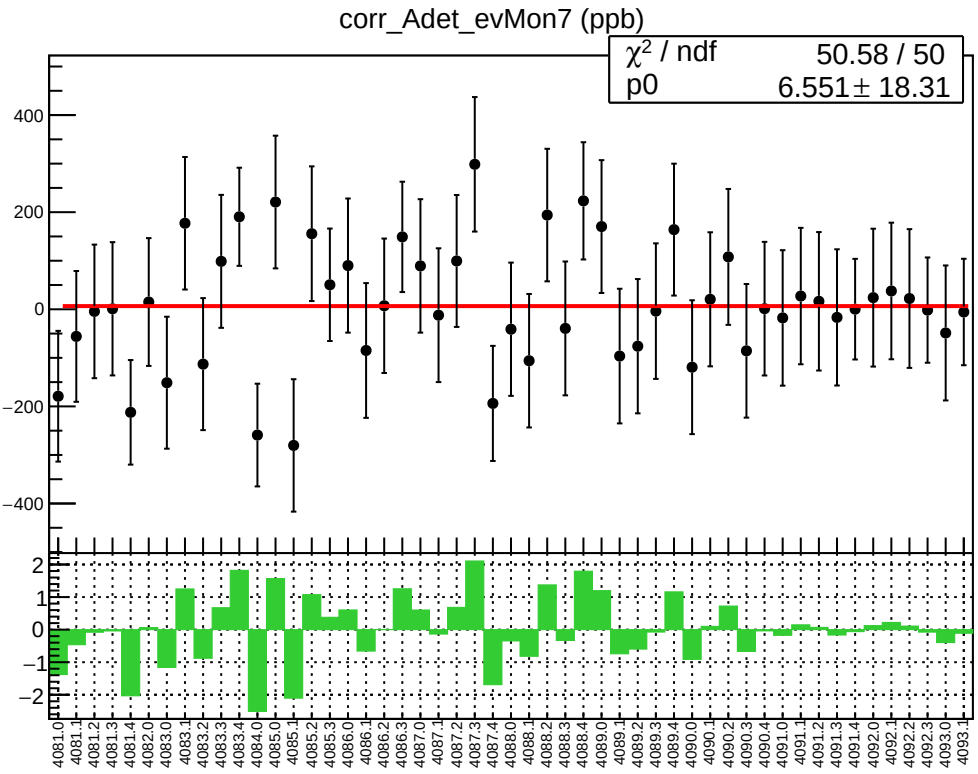
corr_Adet_evMon7 (ppb)
χ² / ndf 50.58 / 50
p0 6.551 ± 18.31
400
200
0
−200
−400
2
1
0
−1
−2
4081.0
4081.1
4081.2
4081.3
4081.4
4082.0
4083.0
4083.1
4083.2
4083.3
4083.4
4084.0
4085.0
4085.1
4085.2
4085.3
4086.0
4086.1
4086.2
4086.3
4087.0
4087.1
4087.2
4087.3
4087.4
4088.0
4088.1
4088.2
4088.3
4088.4
4089.0
4089.1
4089.2
4089.3
4089.4
4090.0
4090.1
4090.2
4090.3
4090.4
4091.0
4091.1
4091.2
4091.3
4091.4
4092.0
4092.1
4092.2
4092.3
4093.0
4093.1

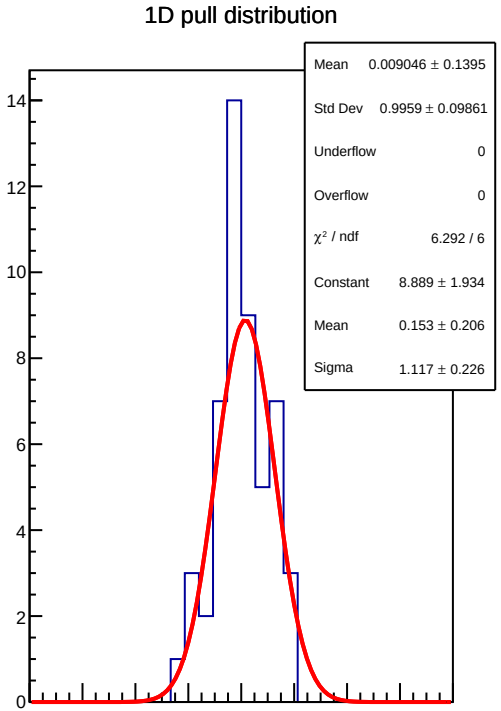
1D pull distribution
Mean 0.009046 ± 0.1395
Std Dev 0.9959 ± 0.09861
Underflow 0
Overflow 0
χ² / ndf 6.292 / 6
Constant 8.889 ± 1.934
Mean 0.153 ± 0.206
Sigma 1.117 ± 0.226
14
12
10
8
6
4
2
0
−8
−6
−4
−2
0
2
4
6
8

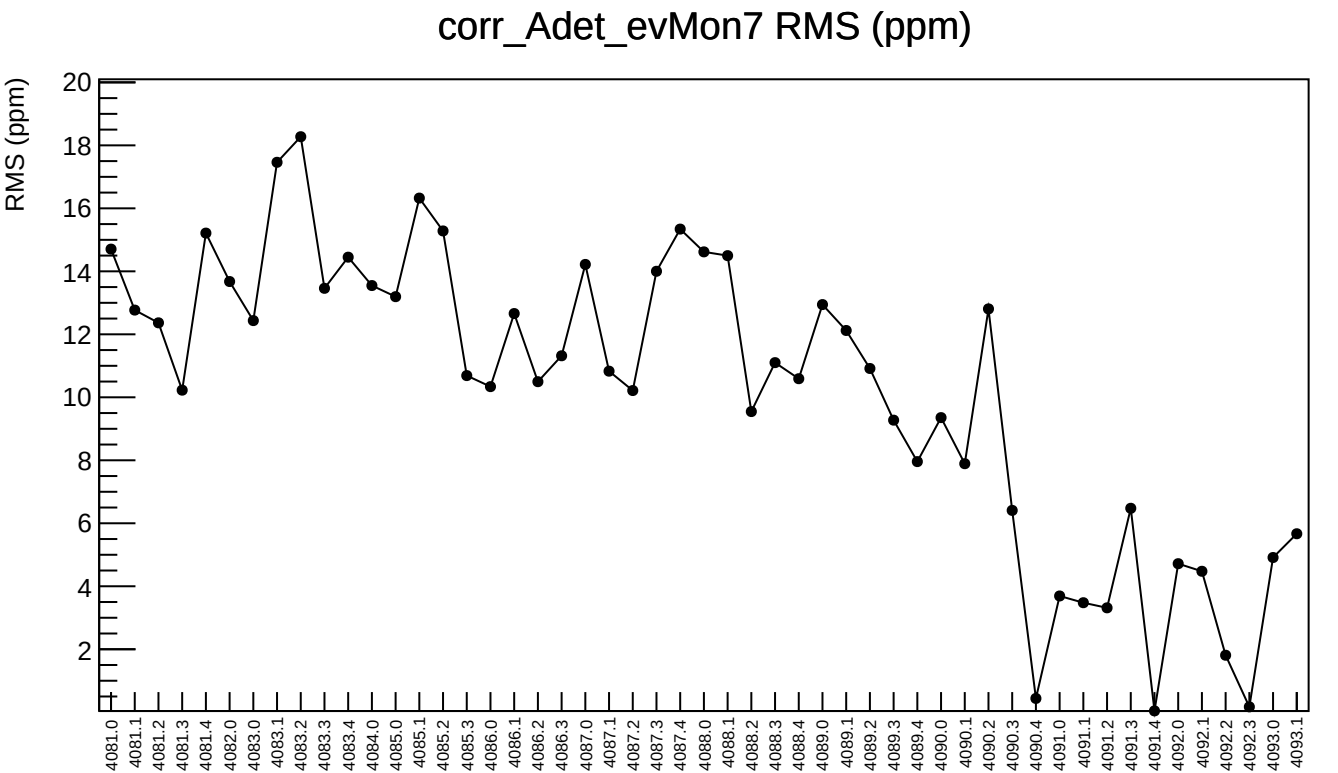
corr_Adet_evMon7 RMS (ppm)
RMS (ppm)
20
18
16
14
12
10
8
6
4
2
4081.0
4081.1
4081.2
4081.3
4081.4
4082.0
4083.0
4083.1
4083.2
4083.3
4083.4
4084.0
4085.0
4085.1
4085.2
4085.3
4086.0
4086.1
4086.2
4086.3
4087.0
4087.1
4087.2
4087.3
4087.4
4088.0
4088.1
4088.2
4088.3
4088.4
4089.0
4089.1
4089.2
4089.3
4089.4
4090.0
4090.1
4090.2
4090.3
4090.4
4091.0
4091.1
4091.2
4091.3
4091.4
4092.0
4092.1
4092.2
4092.3
4093.0
4093.1

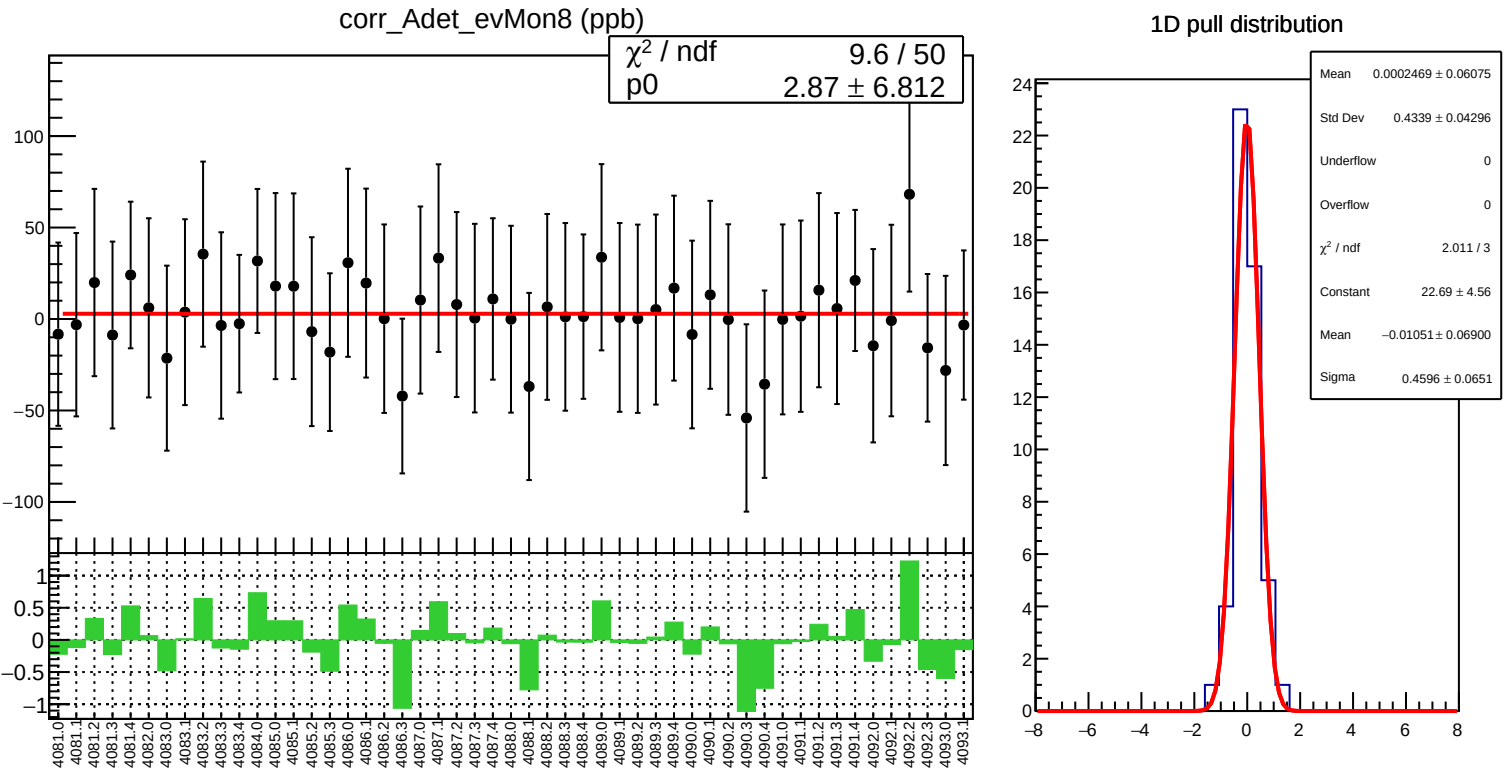
corr_Adet_evMon8 (ppb)
χ² / ndf 9.6 / 50
p0 2.87 ± 6.812
1D pull distribution
Mean 0.0002469 ± 0.06075
Std Dev 0.4339 ± 0.04296
Underflow 0
Overflow 0
χ² / ndf 2.011 / 3
Constant 22.69 ± 4.56
Mean −0.01051 ± 0.06900
Sigma 0.4596 ± 0.0651

corr_Adet_evMon8 RMS (ppm)

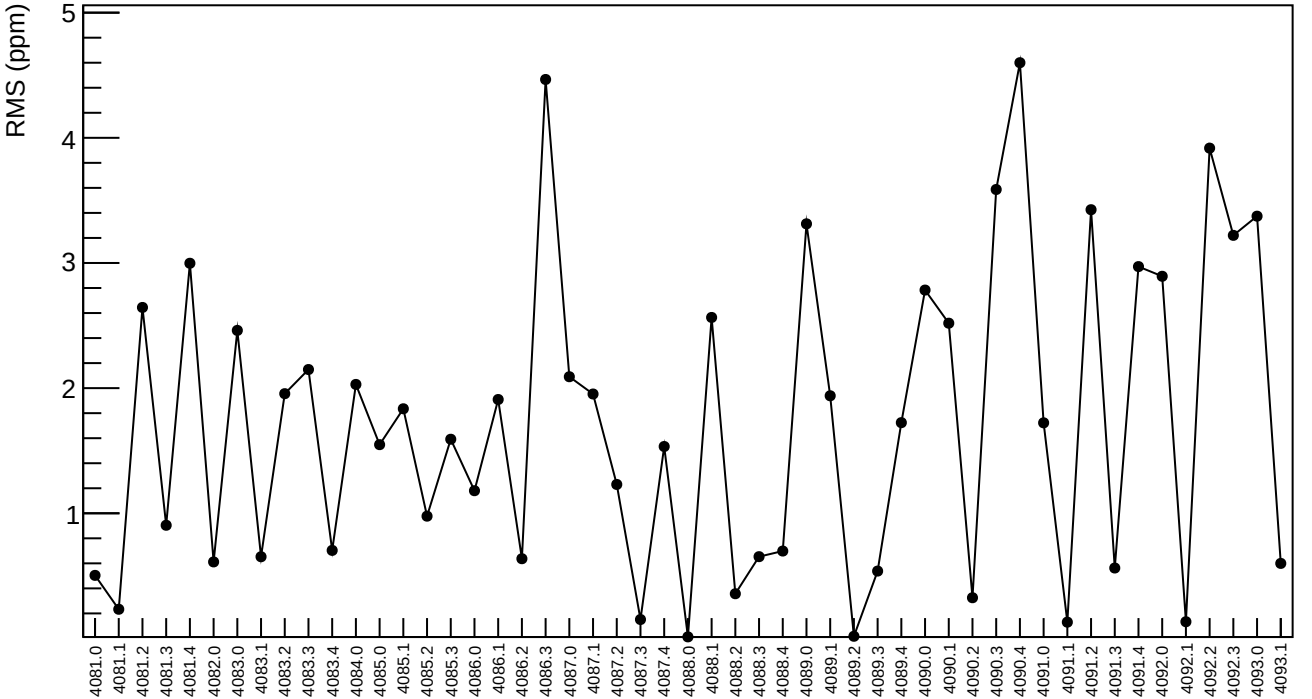

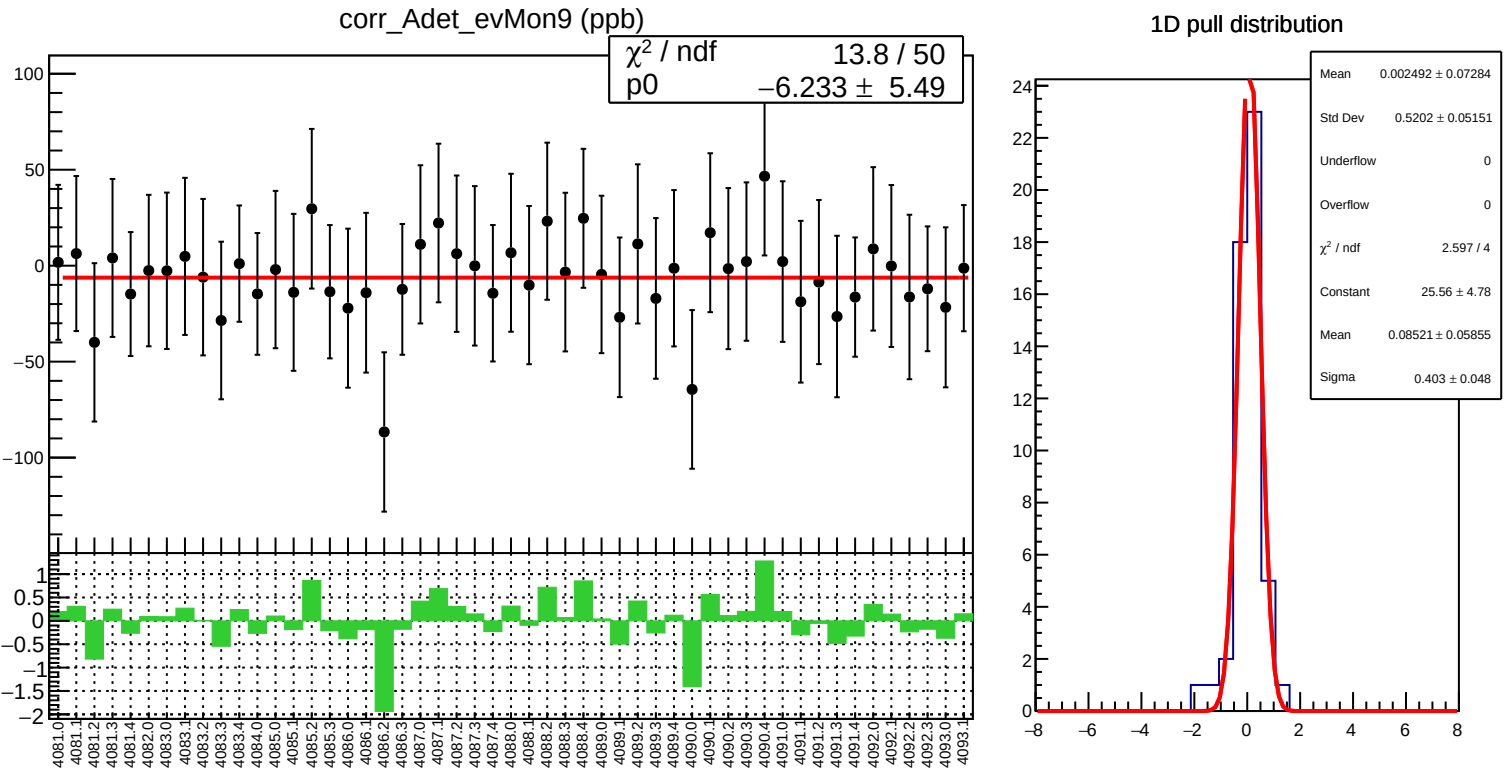
corr_Adet_evMon9 (ppb)
χ² / ndf 13.8 / 50
p0 −6.233 ± 5.49
1D pull distribution
Mean 0.002492 ± 0.07284
Std Dev 0.5202 ± 0.05151
Underflow 0
Overflow 0
χ² / ndf 2.597 / 4
Constant 25.56 ± 4.78
Mean 0.08521 ± 0.05855
Sigma 0.403 ± 0.048

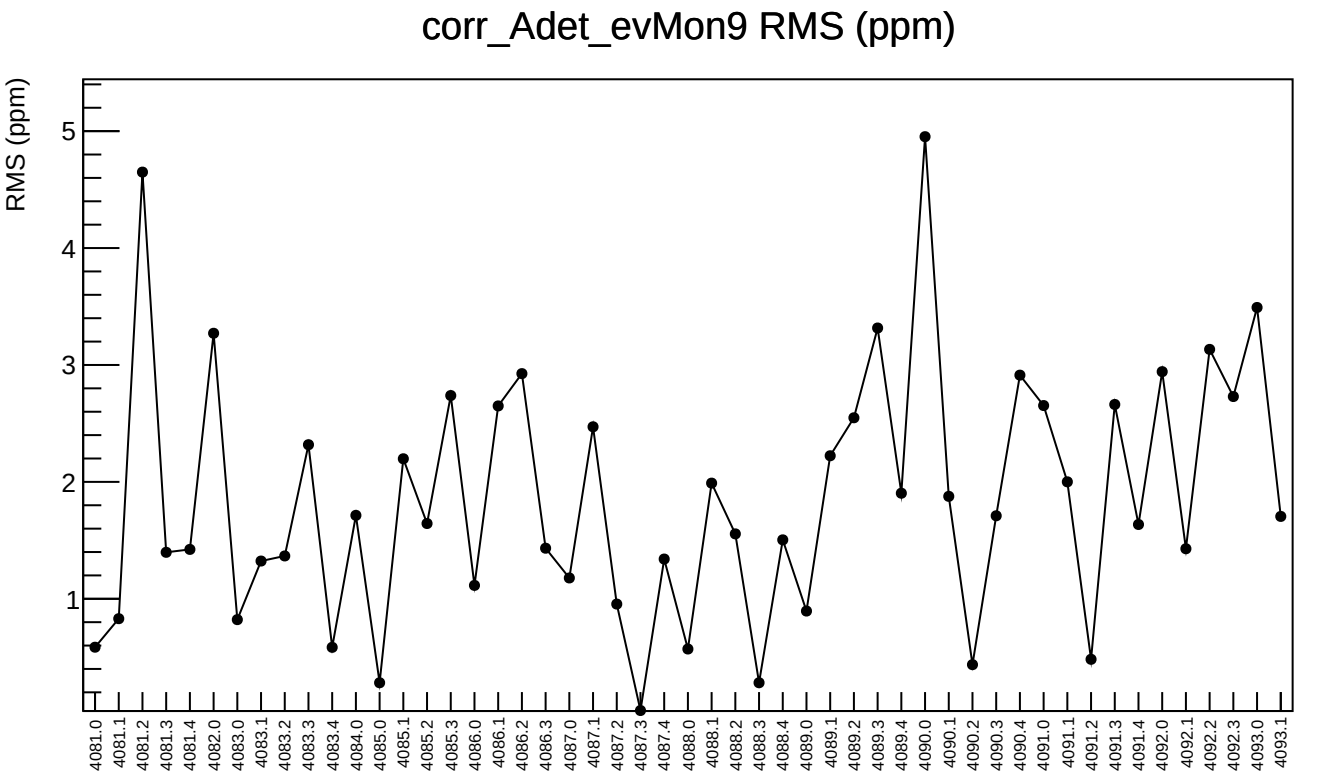
corr_Adet_evMon9 RMS (ppm)
RMS (ppm)
1
2
3
4
5
4081.0
4081.1
4081.2
4081.3
4081.4
4082.0
4083.0
4083.1
4083.2
4083.3
4083.4
4084.0
4085.0
4085.1
4085.2
4085.3
4086.0
4086.1
4086.2
4086.3
4087.0
4087.1
4087.2
4087.3
4087.4
4088.0
4088.1
4088.2
4088.3
4088.4
4089.0
4089.1
4089.2
4089.3
4089.4
4090.0
4090.1
4090.2
4090.3
4090.4
4091.0
4091.1
4091.2
4091.3
4091.4
4092.0
4092.1
4092.2
4092.3
4093.0
4093.1

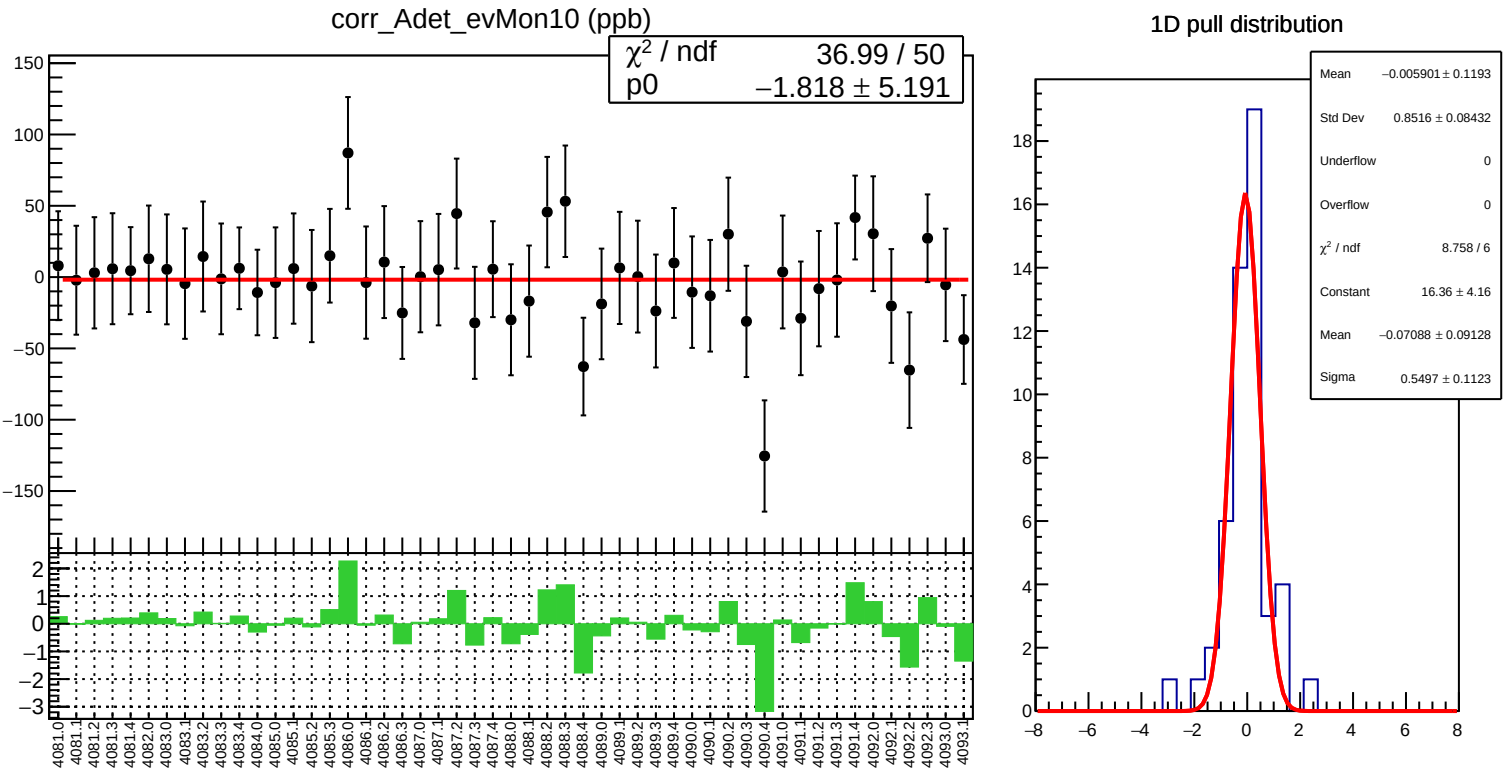
corr_Adet_evMon10 (ppb)
χ² / ndf 36.99 / 50
p0 −1.818 ± 5.191
1D pull distribution
Mean −0.005901 ± 0.1193
Std Dev 0.8516 ± 0.08432
Underflow 0
Overflow 0
χ² / ndf 8.758 / 6
Constant 16.36 ± 4.16
Mean −0.07088 ± 0.09128
Sigma 0.5497 ± 0.1123

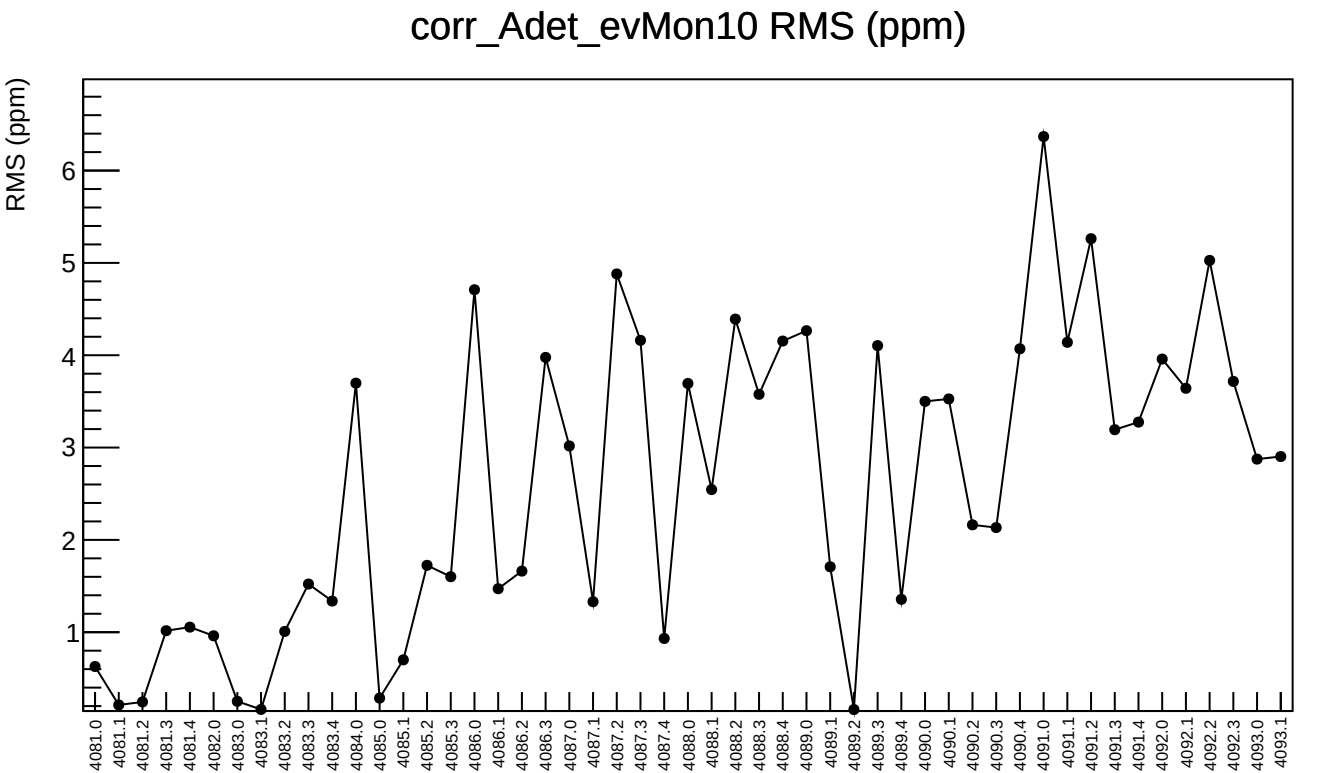
corr_Adet_evMon10 RMS (ppm)
RMS (ppm)
1
2
3
4
5
6
4081.0
4081.1
4081.2
4081.3
4081.4
4082.0
4083.0
4083.1
4083.2
4083.3
4083.4
4084.0
4085.0
4085.1
4085.2
4085.3
4086.0
4086.1
4086.2
4086.3
4087.0
4087.1
4087.2
4087.3
4087.4
4088.0
4088.1
4088.2
4088.3
4088.4
4089.0
4089.1
4089.2
4089.3
4089.4
4090.0
4090.1
4090.2
4090.3
4090.4
4091.0
4091.1
4091.2
4091.3
4091.4
4092.0
4092.1
4092.2
4092.3
4093.0
4093.1

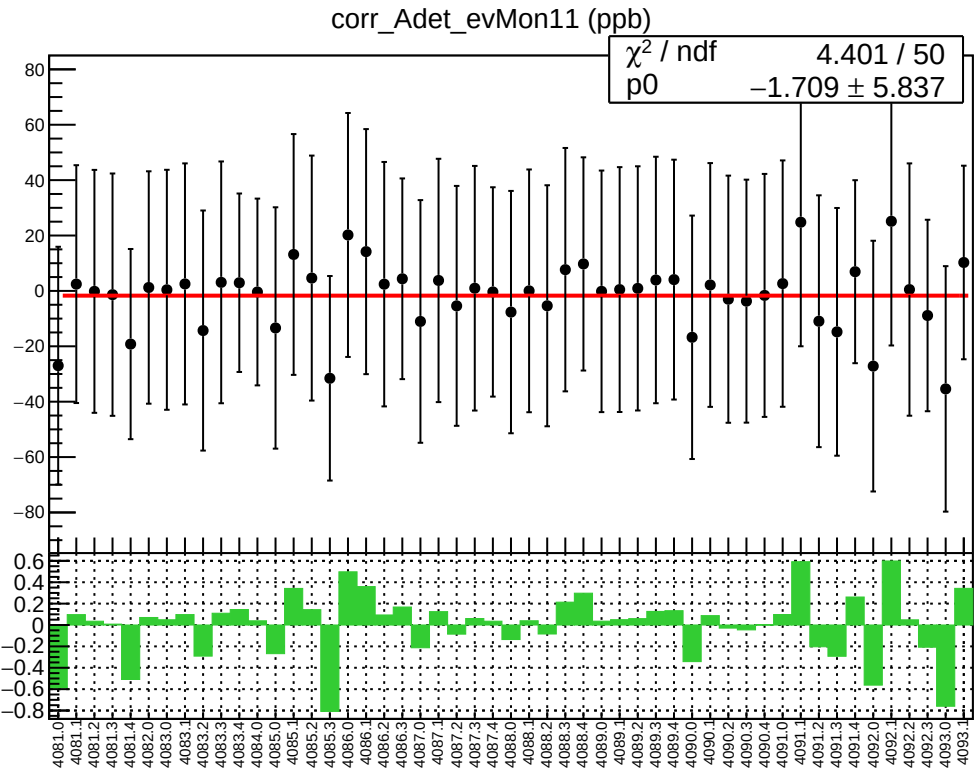
corr_Adet_evMon11 (ppb)
χ^2 / ndf 4.401 / 50
p0 −1.709 ± 5.837

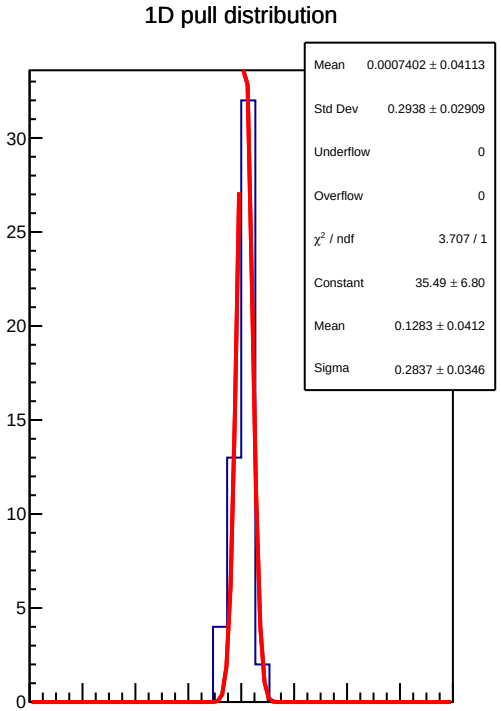
1D pull distribution
Mean 0.0007402 ± 0.04113
Std Dev 0.2938 ± 0.02909
Underflow 0
Overflow 0
χ^2 / ndf 3.707 / 1
Constant 35.49 ± 6.80
Mean 0.1283 ± 0.0412
Sigma 0.2837 ± 0.0346

corr_Adet_evMon11 RMS (ppm)

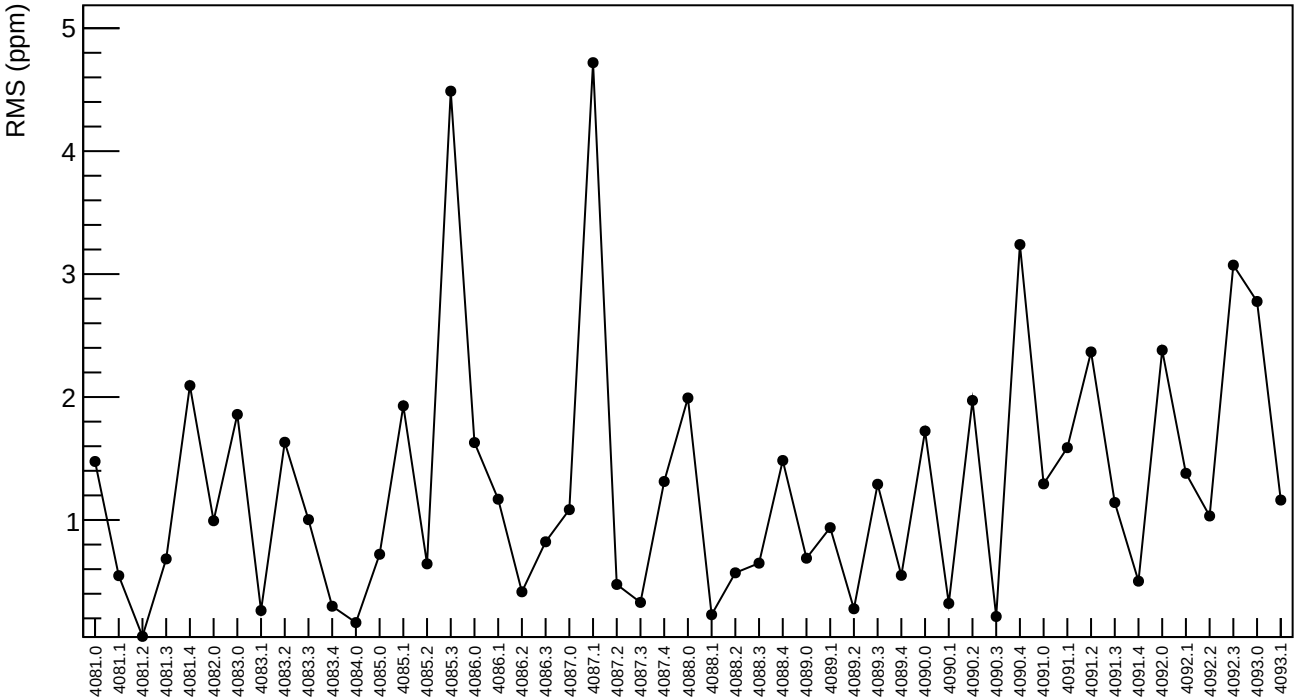

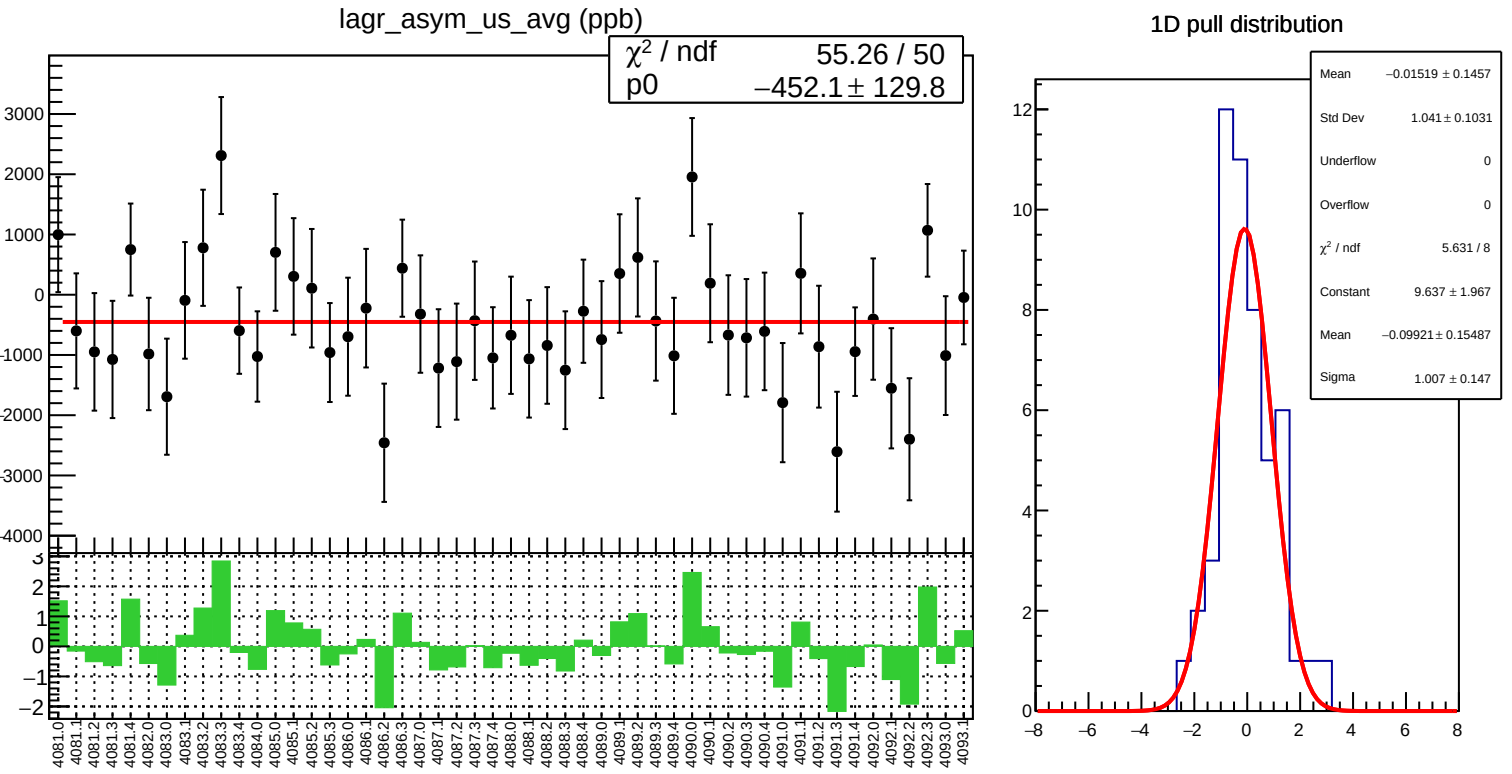
lagr_asym_us_avg (ppb)
χ² / ndf 55.26 / 50
p0 −452.1 ± 129.8
1D pull distribution
Mean −0.01519 ± 0.1457
Std Dev 1.041 ± 0.1031
Underflow 0
Overflow 0
χ² / ndf 5.631 / 8
Constant 9.637 ± 1.967
Mean −0.09921 ± 0.15487
Sigma 1.007 ± 0.147

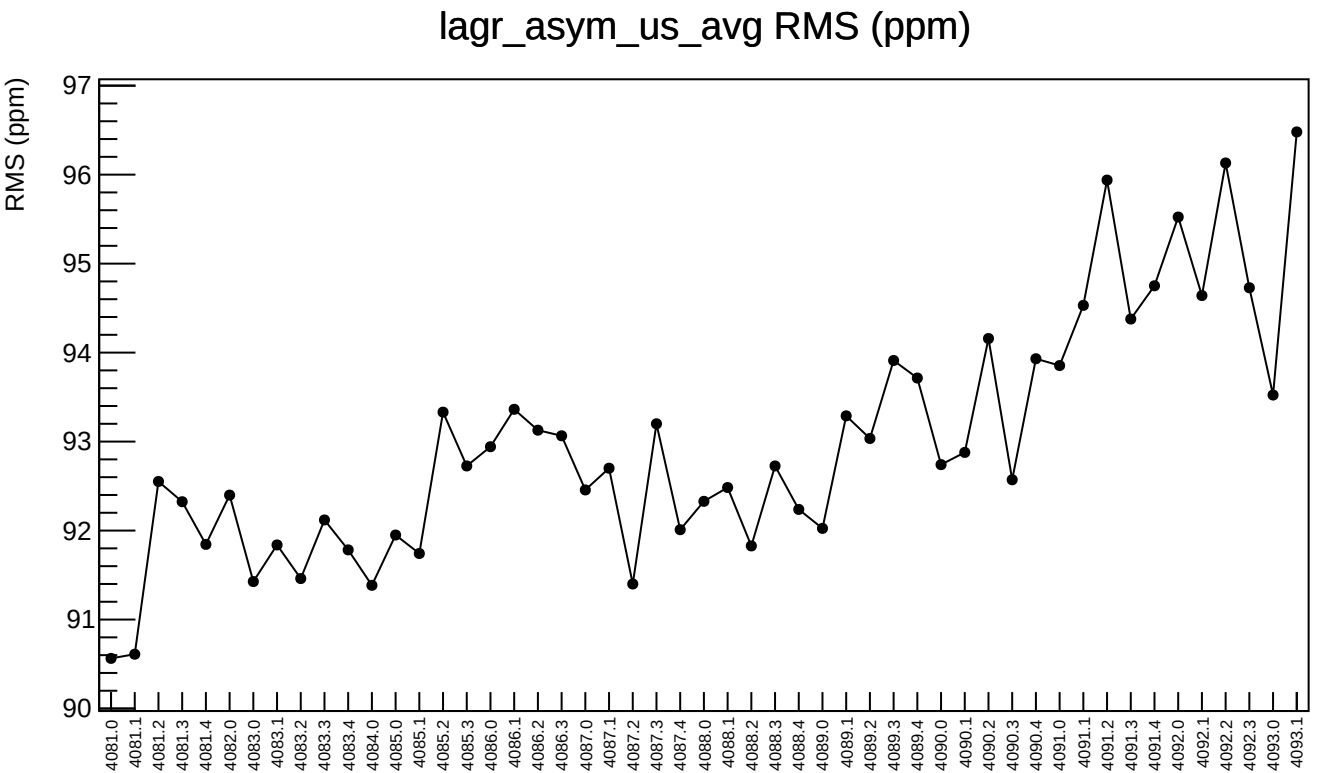
lagr_asym_us_avg RMS (ppm)
RMS (ppm)
97
96
95
94
93
92
91
90
4081.0
4081.1
4081.2
4081.3
4081.4
4082.0
4083.0
4083.1
4083.2
4083.3
4083.4
4084.0
4085.0
4085.1
4085.2
4085.3
4086.0
4086.1
4086.2
4086.3
4087.0
4087.1
4087.2
4087.3
4087.4
4088.0
4088.1
4088.2
4088.3
4088.4
4089.0
4089.1
4089.2
4089.3
4089.4
4090.0
4090.1
4090.2
4090.3
4090.4
4091.0
4091.1
4091.2
4091.3
4091.4
4092.0
4092.1
4092.2
4092.3
4093.0
4093.1

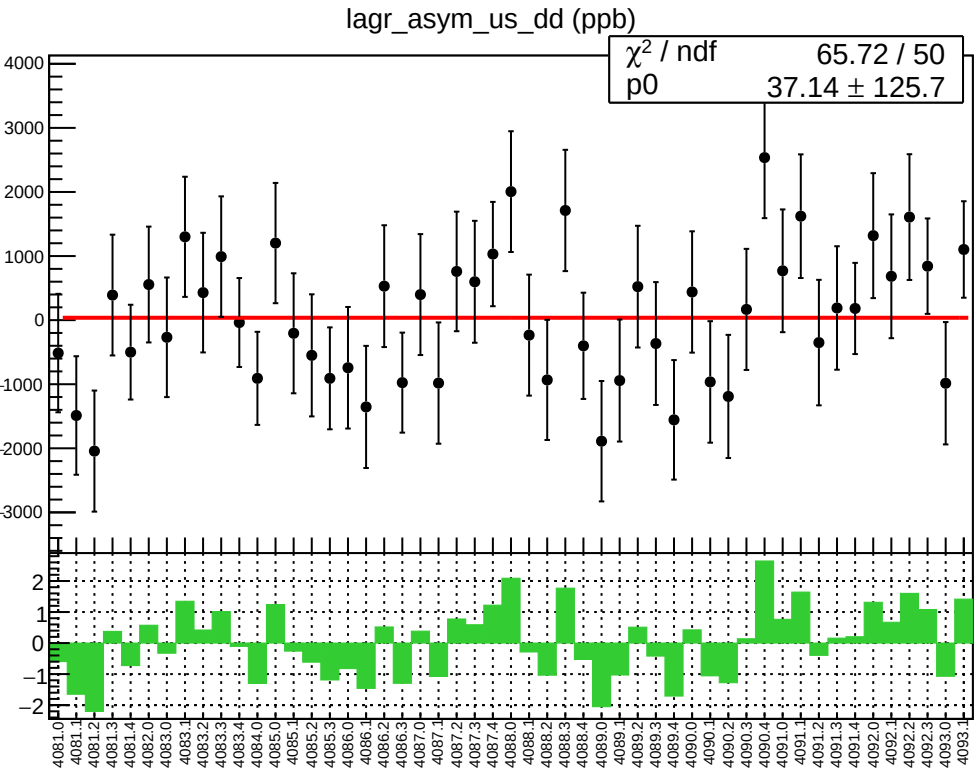
lagr_asym_us_dd (ppb)
χ² / ndf 65.72 / 50
p0 37.14 ± 125.7

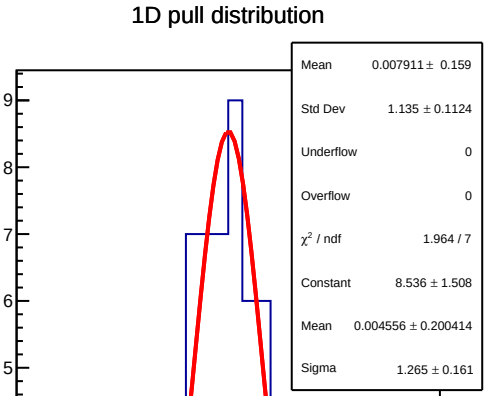
1D pull distribution
Mean 0.007911 ± 0.159
Std Dev 1.135 ± 0.1124
Underflow 0
Overflow 0
χ² / ndf 1.964 / 7
Constant 8.536 ± 1.508
Mean 0.004556 ± 0.200414
Sigma 1.265 ± 0.161

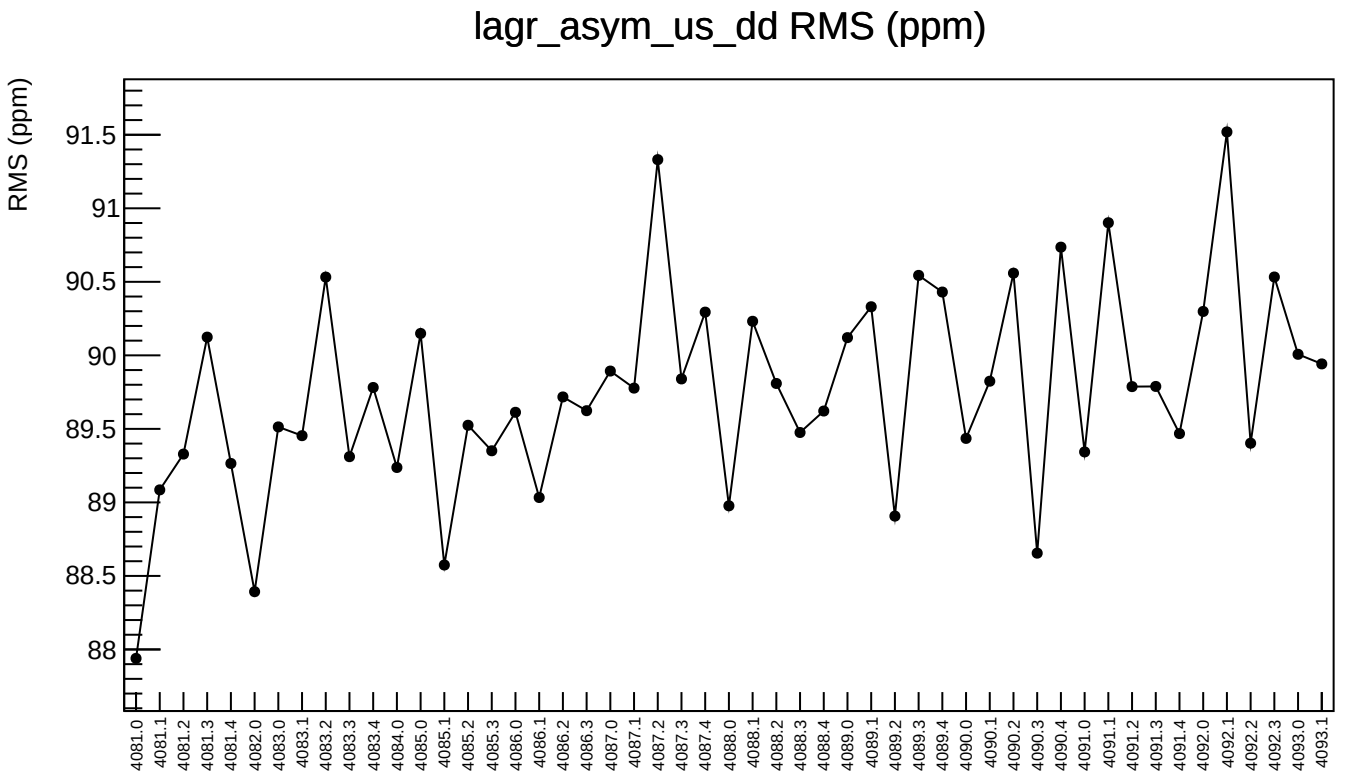
lagr_asym_us_dd RMS (ppm)
RMS (ppm)
91.5
91
90.5
90
89.5
89
88.5
88
4081.0
4081.1
4081.2
4081.3
4081.4
4082.0
4083.0
4083.1
4083.2
4083.3
4083.4
4084.0
4085.0
4085.1
4085.2
4085.3
4086.0
4086.1
4086.2
4086.3
4087.0
4087.1
4087.2
4087.3
4087.4
4088.0
4088.1
4088.2
4088.3
4088.4
4089.0
4089.1
4089.2
4089.3
4089.4
4090.0
4090.1
4090.2
4090.3
4090.4
4091.0
4091.1
4091.2
4091.3
4091.4
4092.0
4092.1
4092.2
4092.3
4093.0
4093.1

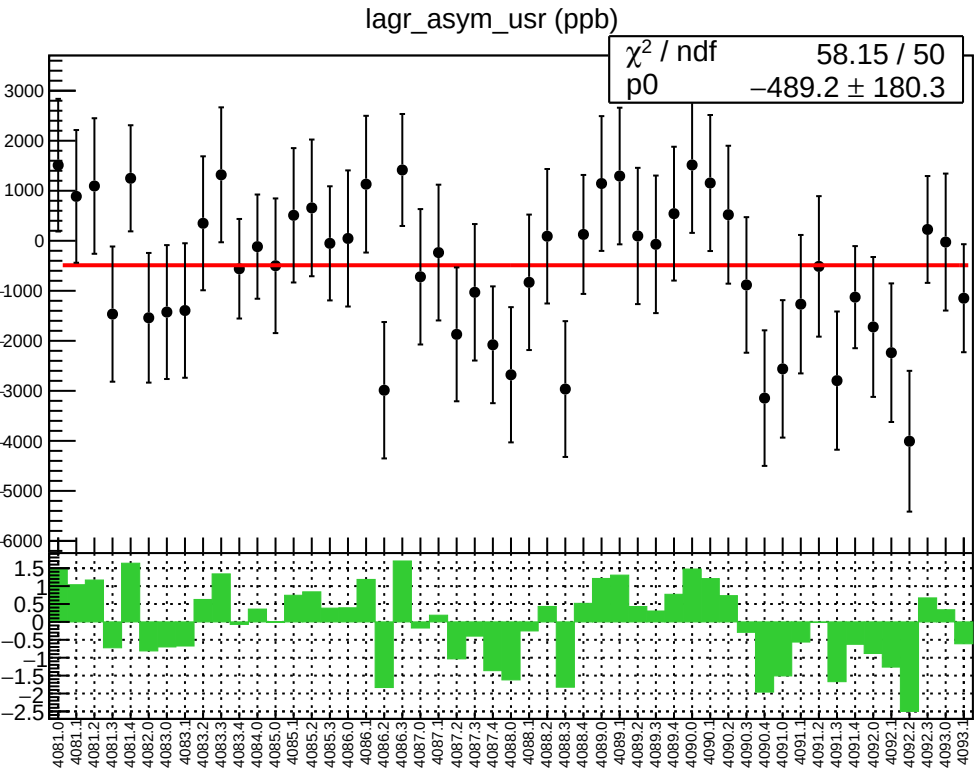
lagr_asym_usr (ppb)
χ² / ndf 58.15 / 50
p0 −489.2 ± 180.3

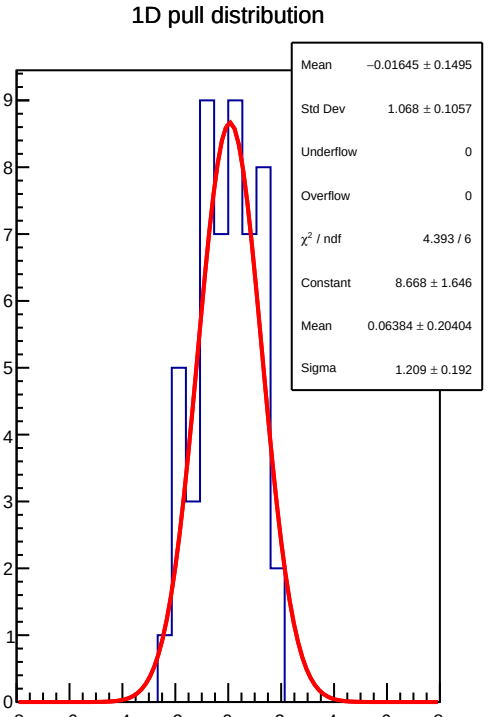
1D pull distribution
Mean −0.01645 ± 0.1495
Std Dev 1.068 ± 0.1057
Underflow 0
Overflow 0
χ² / ndf 4.393 / 6
Constant 8.668 ± 1.646
Mean 0.06384 ± 0.20404
Sigma 1.209 ± 0.192

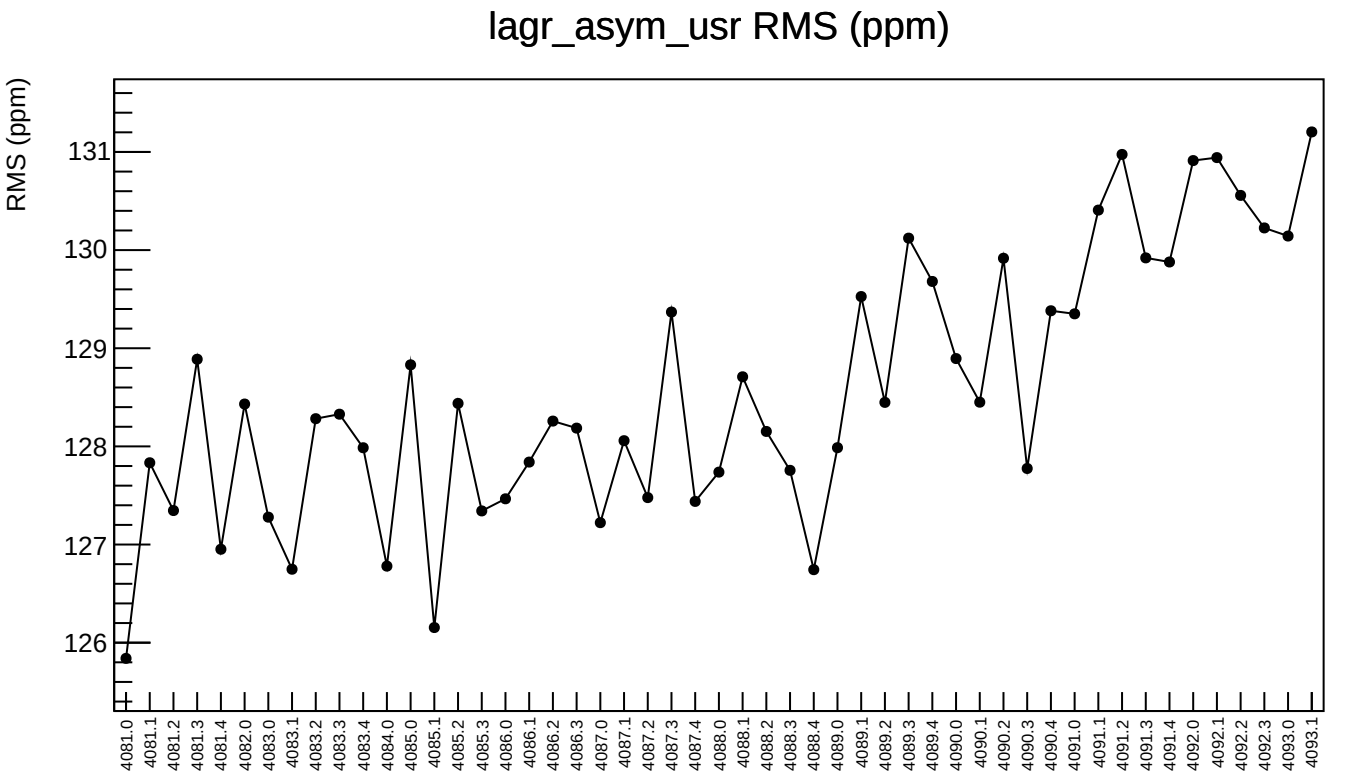
lagr_asym_usr RMS (ppm)
RMS (ppm)
131
130
129
128
127
126
4081.0
4081.1
4081.2
4081.3
4081.4
4082.0
4083.0
4083.1
4083.2
4083.3
4083.4
4084.0
4085.0
4085.1
4085.2
4085.3
4086.0
4086.1
4086.2
4086.3
4087.0
4087.1
4087.2
4087.3
4087.4
4088.0
4088.1
4088.2
4088.3
4088.4
4089.0
4089.1
4089.2
4089.3
4089.4
4090.0
4090.1
4090.2
4090.3
4090.4
4091.0
4091.1
4091.2
4091.3
4091.4
4092.0
4092.1
4092.2
4092.3
4093.0
4093.1

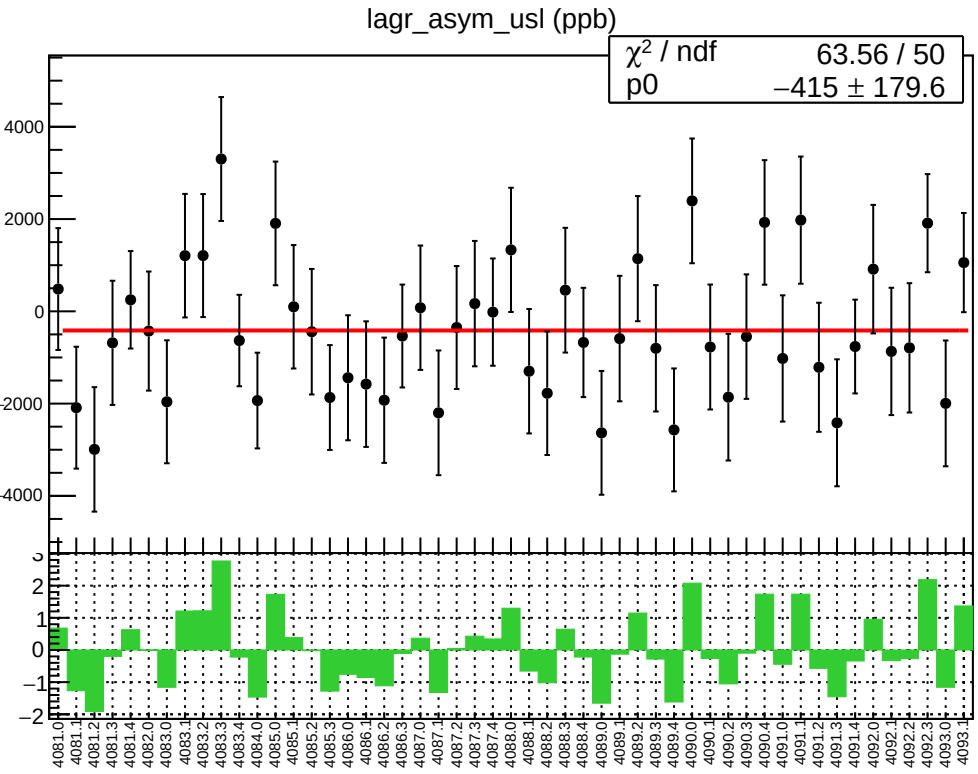
lagr_asym_usl (ppb)
χ² / ndf 63.56 / 50
p0 −415 ± 179.6
4000
2000
0
−2000
−4000
2
1
0
−1
−2
4081.0
4081.1
4081.2
4081.3
4081.4
4082.0
4083.0
4083.1
4083.2
4083.3
4083.4
4084.0
4085.0
4085.1
4085.2
4085.3
4086.0
4086.1
4086.2
4086.3
4087.0
4087.1
4087.2
4087.3
4087.4
4088.0
4088.1
4088.2
4088.3
4088.4
4089.0
4089.1
4089.2
4089.3
4089.4
4090.0
4090.1
4090.2
4090.3
4090.4
4091.0
4091.1
4091.2
4091.3
4091.4
4092.0
4092.1
4092.2
4092.3
4093.0
4093.1

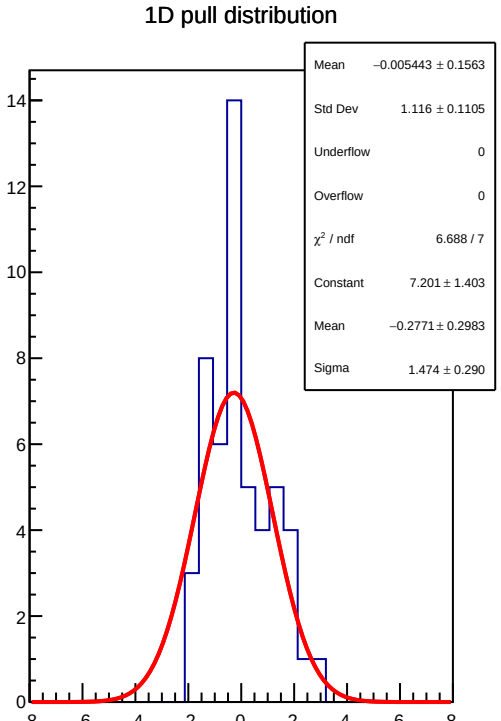
1D pull distribution
Mean −0.005443 ± 0.1563
Std Dev 1.116 ± 0.1105
Underflow 0
Overflow 0
χ² / ndf 6.688 / 7
Constant 7.201 ± 1.403
Mean −0.2771 ± 0.2983
Sigma 1.474 ± 0.290
14
12
10
8
6
4
2
0
−8
−6
−4
−2
0
2
4
6
8

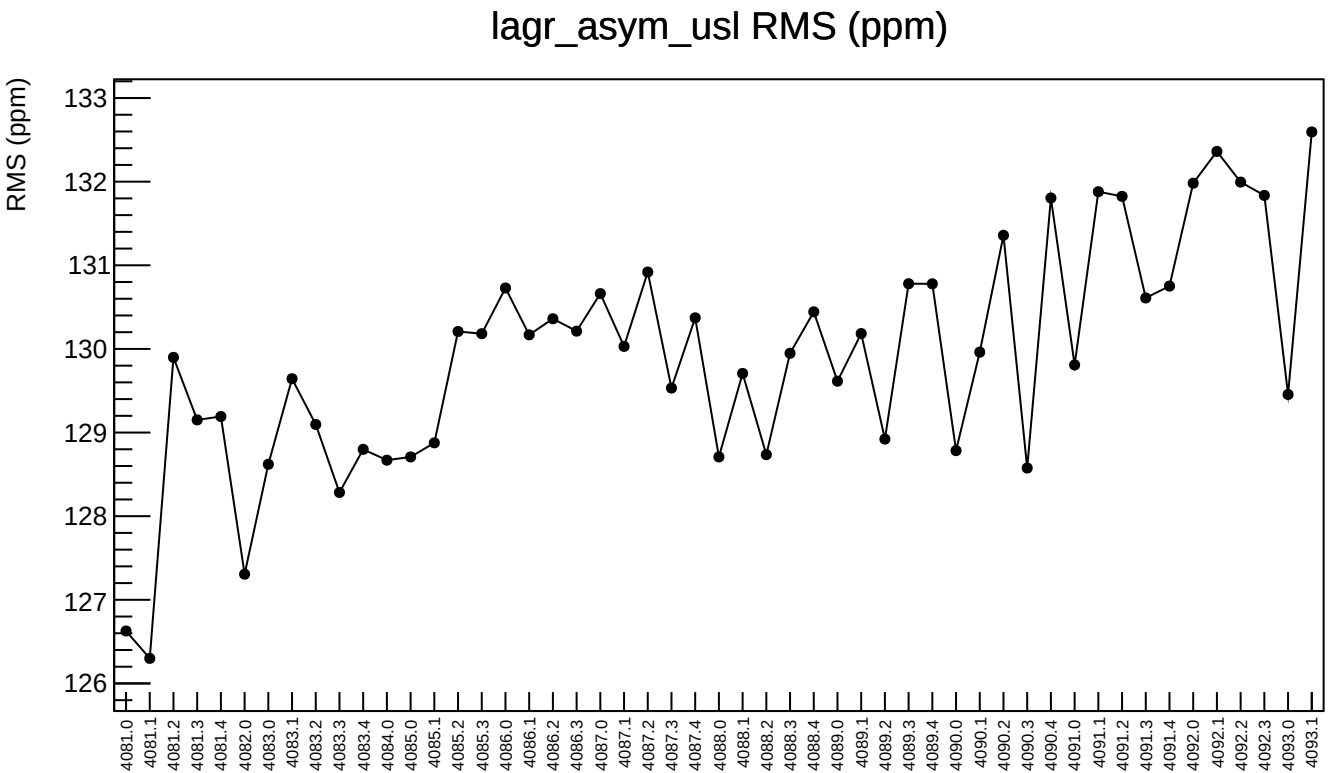
lagr_asym_usl RMS (ppm)
RMS (ppm)
133
132
131
130
129
128
127
126
4081.0
4081.1
4081.2
4081.3
4081.4
4082.0
4083.0
4083.1
4083.2
4083.3
4083.4
4084.0
4085.0
4085.1
4085.2
4085.3
4086.0
4086.1
4086.2
4086.3
4087.0
4087.1
4087.2
4087.3
4087.4
4088.0
4088.1
4088.2
4088.3
4088.4
4089.0
4089.1
4089.2
4089.3
4089.4
4090.0
4090.1
4090.2
4090.3
4090.4
4091.0
4091.1
4091.2
4091.3
4091.4
4092.0
4092.1
4092.2
4092.3
4093.0
4093.1

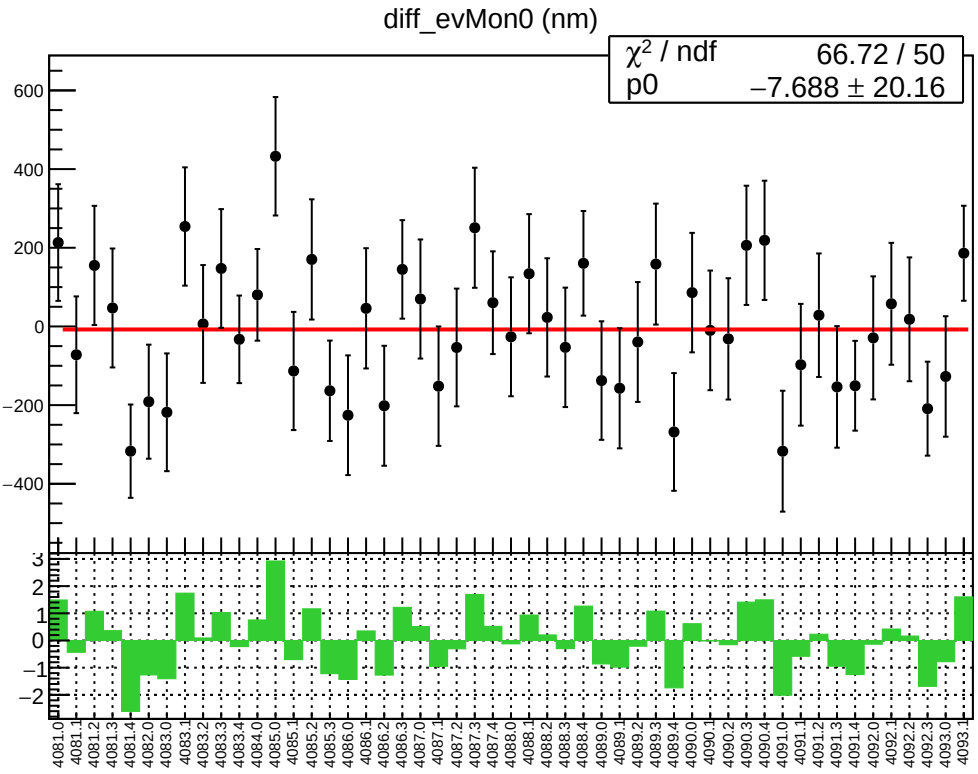
diff_evMon0 (nm)
χ² / ndf 66.72 / 50
p0 −7.688 ± 20.16
600
400
200
0
−200
−400
3
2
1
0
−1
−2
4081.0
4081.1
4081.2
4081.3
4081.4
4082.0
4083.0
4083.1
4083.2
4083.3
4083.4
4084.0
4085.0
4085.1
4085.2
4085.3
4086.0
4086.1
4086.2
4086.3
4087.0
4087.1
4087.2
4087.3
4087.4
4088.0
4088.1
4088.2
4088.3
4088.4
4089.0
4089.1
4089.2
4089.3
4089.4
4090.0
4090.1
4090.2
4090.3
4090.4
4091.0
4091.1
4091.2
4091.3
4091.4
4092.0
4092.1
4092.2
4092.3
4093.0
4093.1

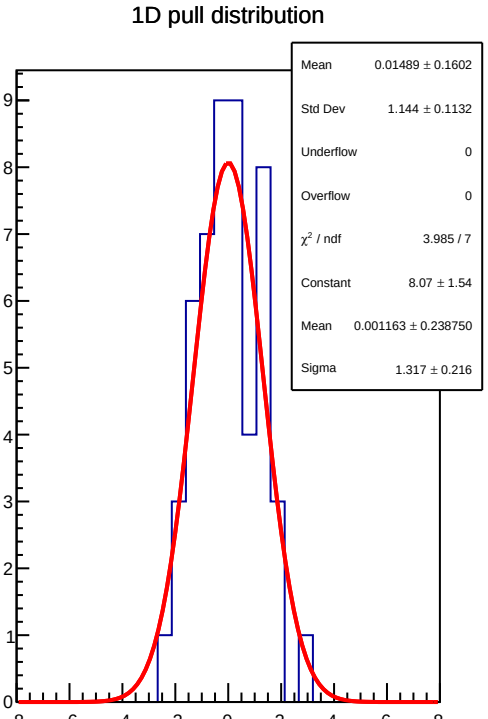
1D pull distribution
Mean 0.01489 ± 0.1602
Std Dev 1.144 ± 0.1132
Underflow 0
Overflow 0
χ² / ndf 3.985 / 7
Constant 8.07 ± 1.54
Mean 0.001163 ± 0.238750
Sigma 1.317 ± 0.216
9
8
7
6
5
4
3
2
1
0
−8
−6
−4
−2
0
2
4
6
8

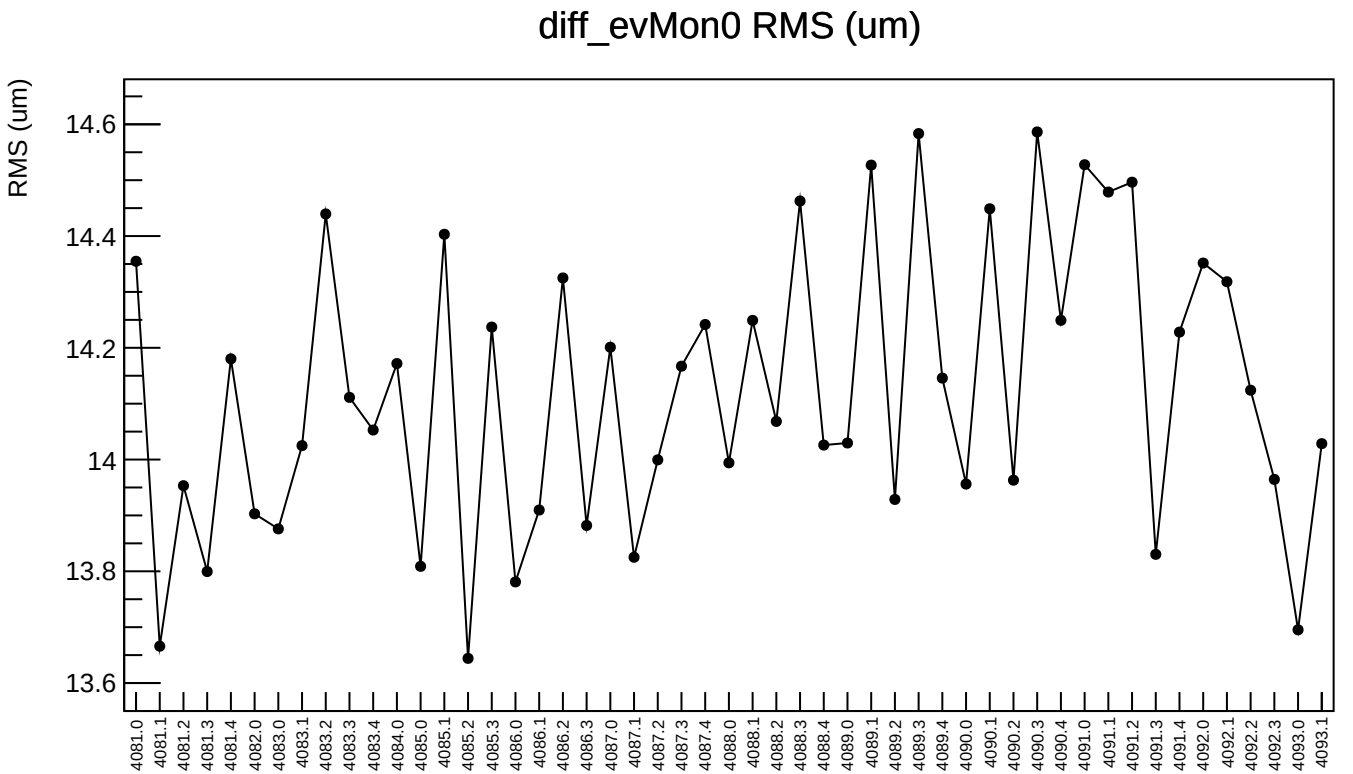
diff_evMon0 RMS (um)
RMS (um)
14.6
14.4
14.2
14
13.8
13.6
4081.0
4081.1
4081.2
4081.3
4081.4
4082.0
4083.0
4083.1
4083.2
4083.3
4083.4
4084.0
4085.0
4085.1
4085.2
4085.3
4086.0
4086.1
4086.2
4086.3
4087.0
4087.1
4087.2
4087.3
4087.4
4088.0
4088.1
4088.2
4088.3
4088.4
4089.0
4089.1
4089.2
4089.3
4089.4
4090.0
4090.1
4090.2
4090.3
4090.4
4091.0
4091.1
4091.2
4091.3
4091.4
4092.0
4092.1
4092.2
4092.3
4093.0
4093.1

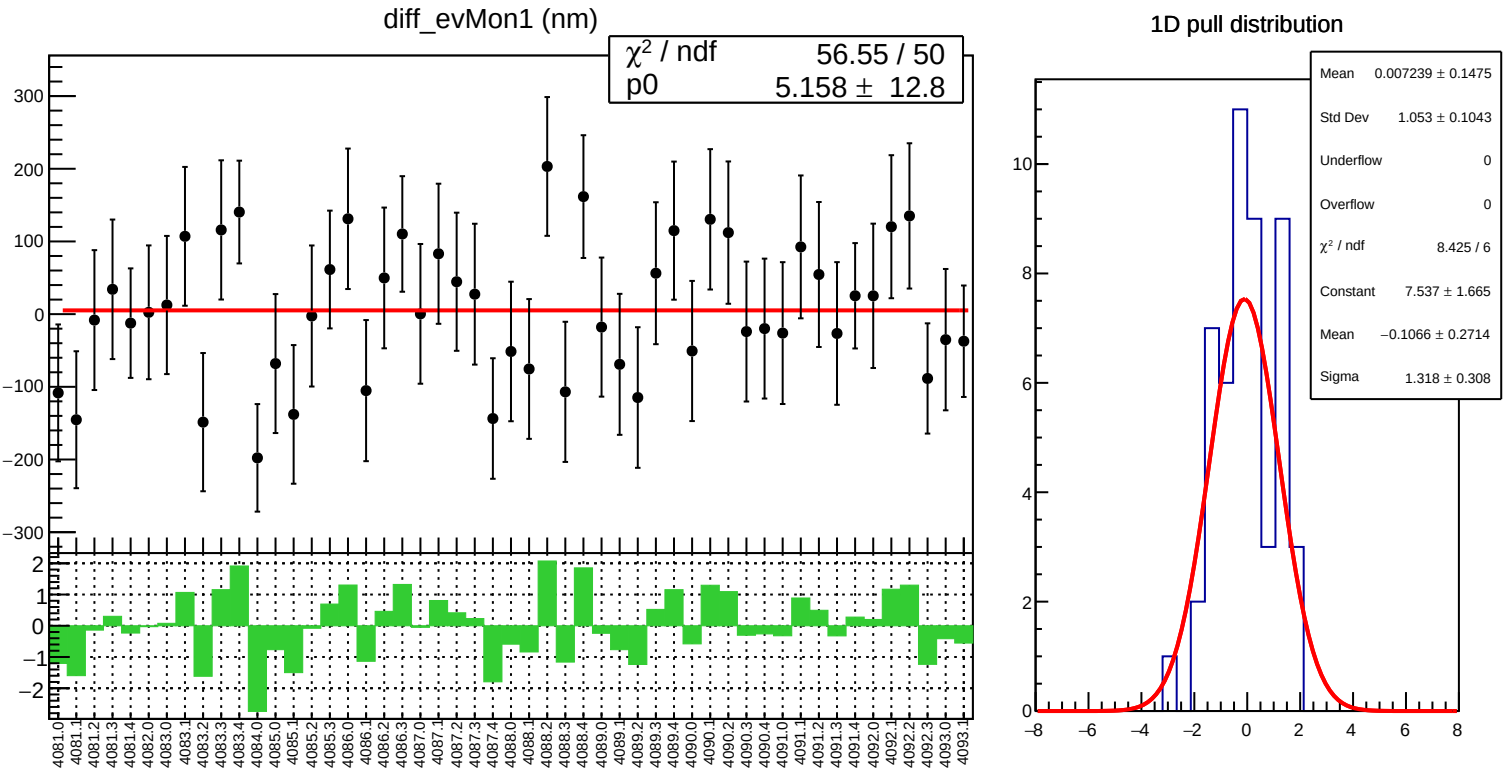
diff_evMon1 (nm)
χ² / ndf 56.55 / 50
p0 5.158 ± 12.8
1D pull distribution
Mean 0.007239 ± 0.1475
Std Dev 1.053 ± 0.1043
Underflow 0
Overflow 0
χ² / ndf 8.425 / 6
Constant 7.537 ± 1.665
Mean −0.1066 ± 0.2714
Sigma 1.318 ± 0.308

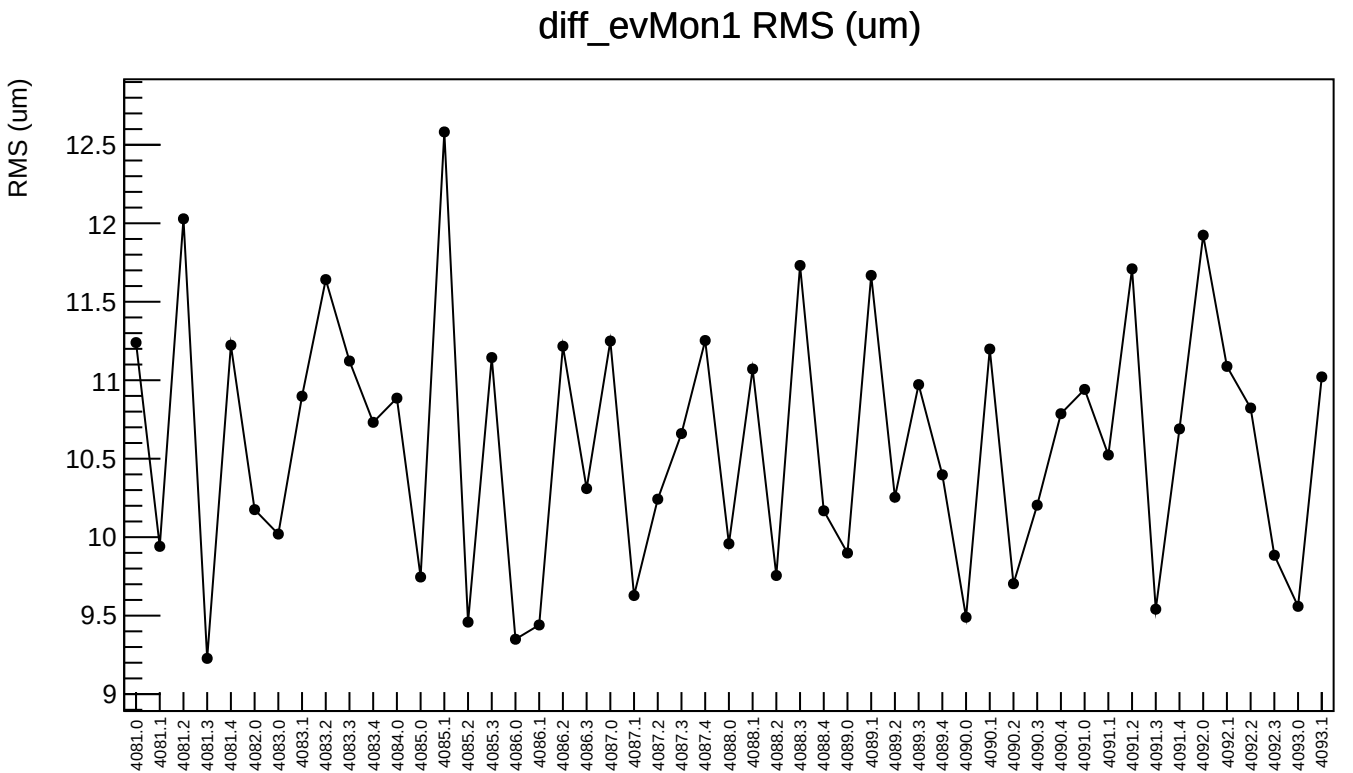
diff_evMon1 RMS (um)
RMS (um)
12.5
12
11.5
11
10.5
10
9.5
9
4081.0
4081.1
4081.2
4081.3
4081.4
4082.0
4083.0
4083.1
4083.2
4083.3
4083.4
4084.0
4085.0
4085.1
4085.2
4085.3
4086.0
4086.1
4086.2
4086.3
4087.0
4087.1
4087.2
4087.3
4087.4
4088.0
4088.1
4088.2
4088.3
4088.4
4089.0
4089.1
4089.2
4089.3
4089.4
4090.0
4090.1
4090.2
4090.3
4090.4
4091.0
4091.1
4091.2
4091.3
4091.4
4092.0
4092.1
4092.2
4092.3
4093.0
4093.1

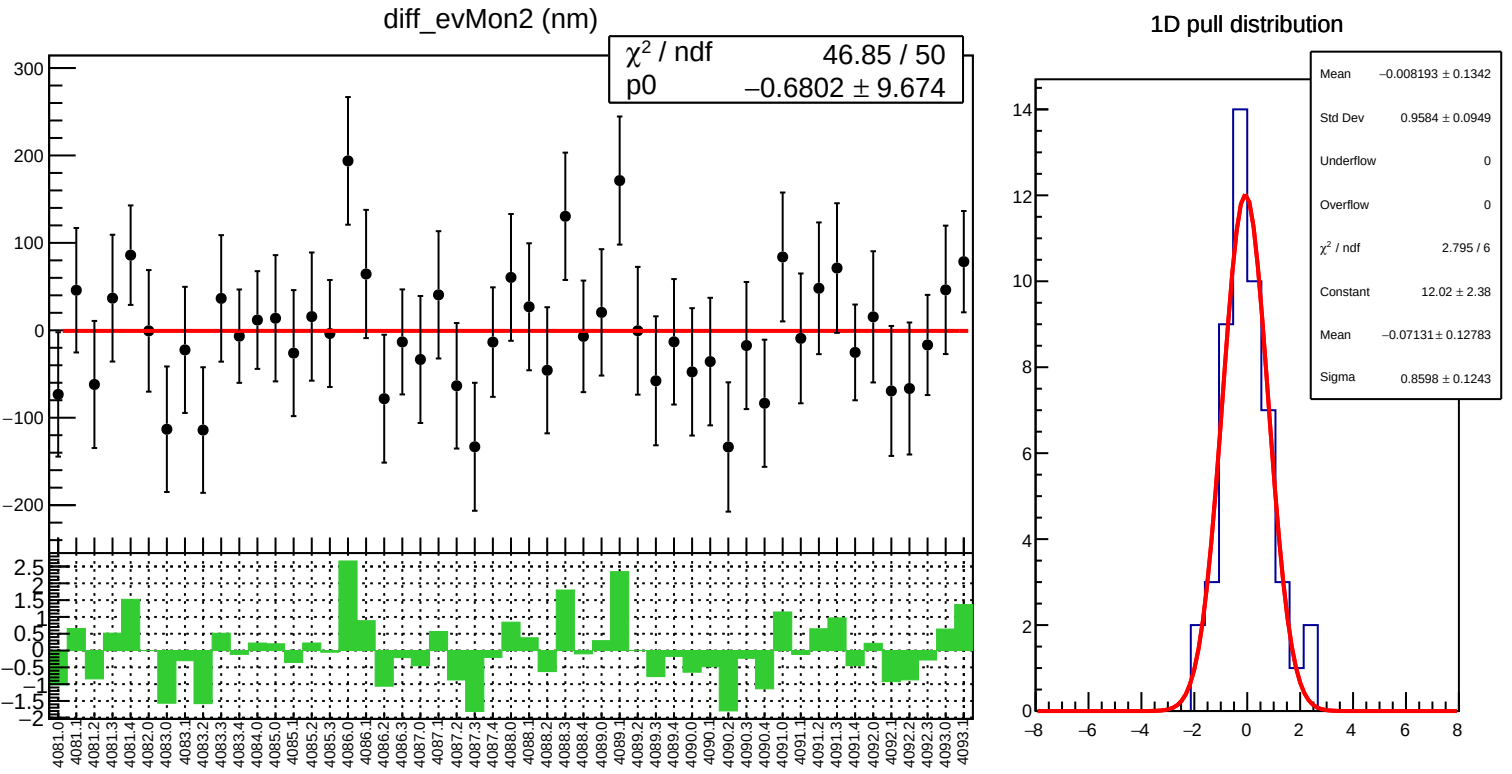
diff_evMon2 (nm)
χ² / ndf 46.85 / 50
p0 −0.6802 ± 9.674
1D pull distribution
Mean −0.008193 ± 0.1342
Std Dev 0.9584 ± 0.0949
Underflow 0
Overflow 0
χ² / ndf 2.795 / 6
Constant 12.02 ± 2.38
Mean −0.07131 ± 0.12783
Sigma 0.8598 ± 0.1243

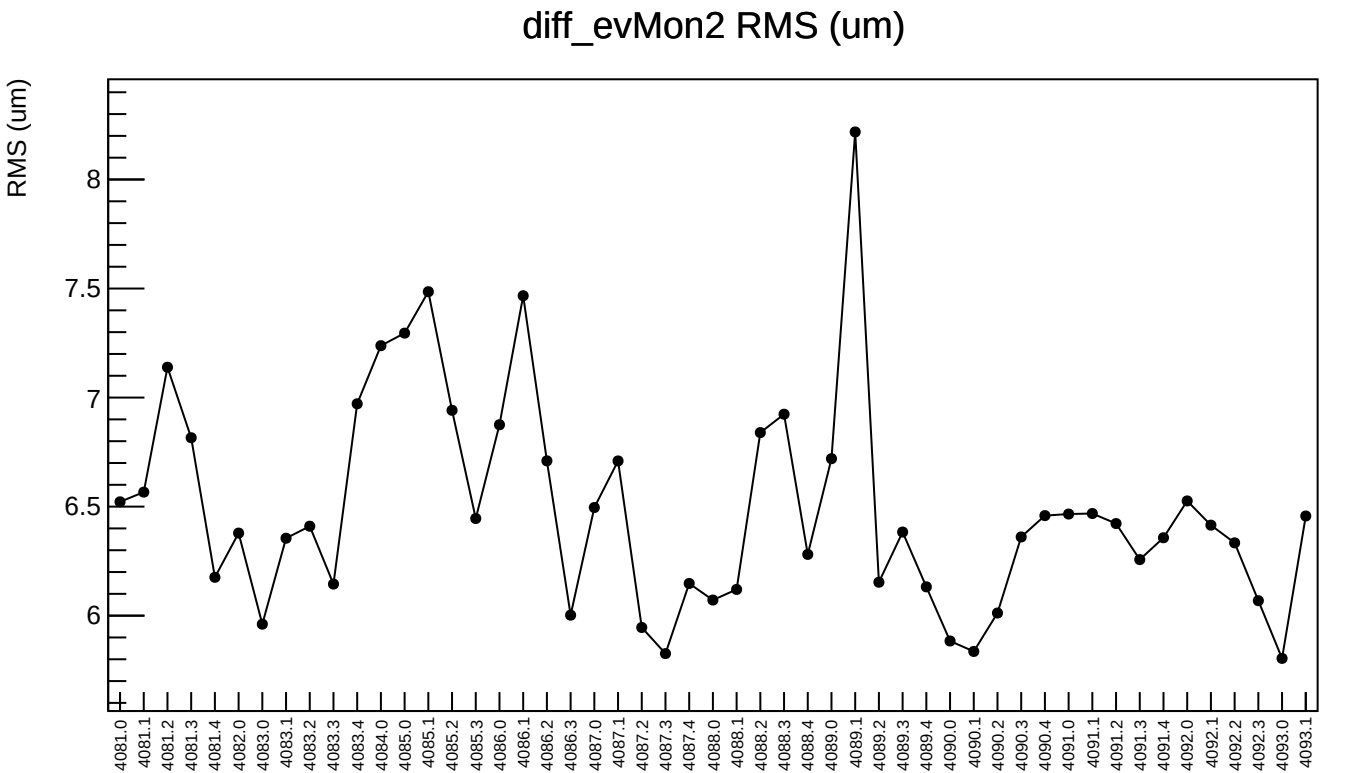
diff_evMon2 RMS (um)
RMS (um)
8
7.5
7
6.5
6
4081.0
4081.1
4081.2
4081.3
4081.4
4082.0
4083.0
4083.1
4083.2
4083.3
4083.4
4084.0
4085.0
4085.1
4085.2
4085.3
4086.0
4086.1
4086.2
4086.3
4087.0
4087.1
4087.2
4087.3
4087.4
4088.0
4088.1
4088.2
4088.3
4088.4
4089.0
4089.1
4089.2
4089.3
4089.4
4090.0
4090.1
4090.2
4090.3
4090.4
4091.0
4091.1
4091.2
4091.3
4091.4
4092.0
4092.1
4092.2
4092.3
4093.0
4093.1

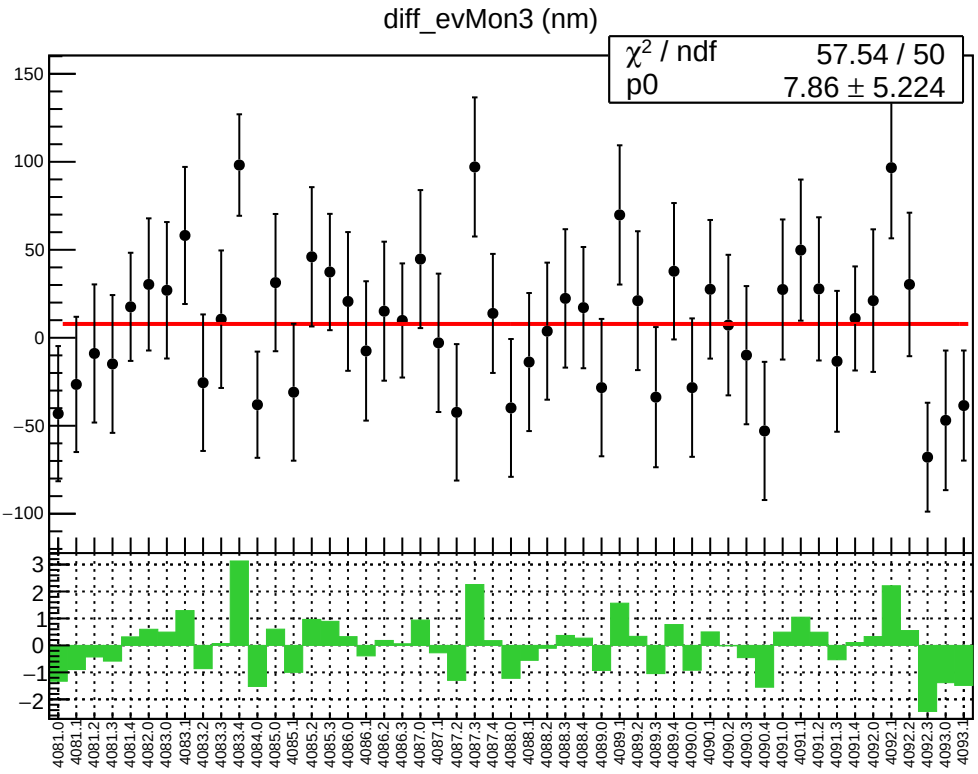
diff_evMon3 (nm)
χ² / ndf 57.54 / 50
p0 7.86 ± 5.224

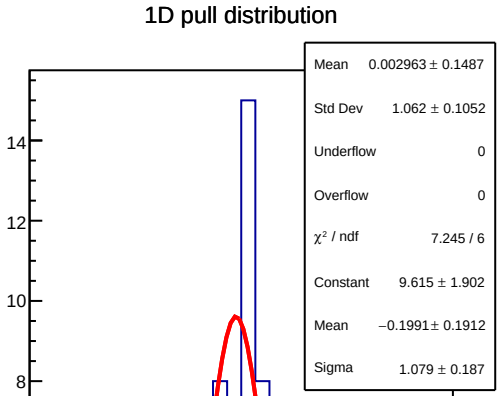
1D pull distribution
Mean 0.002963 ± 0.1487
Std Dev 1.062 ± 0.1052
Underflow 0
Overflow 0
χ² / ndf 7.245 / 6
Constant 9.615 ± 1.902
Mean −0.1991 ± 0.1912
Sigma 1.079 ± 0.187

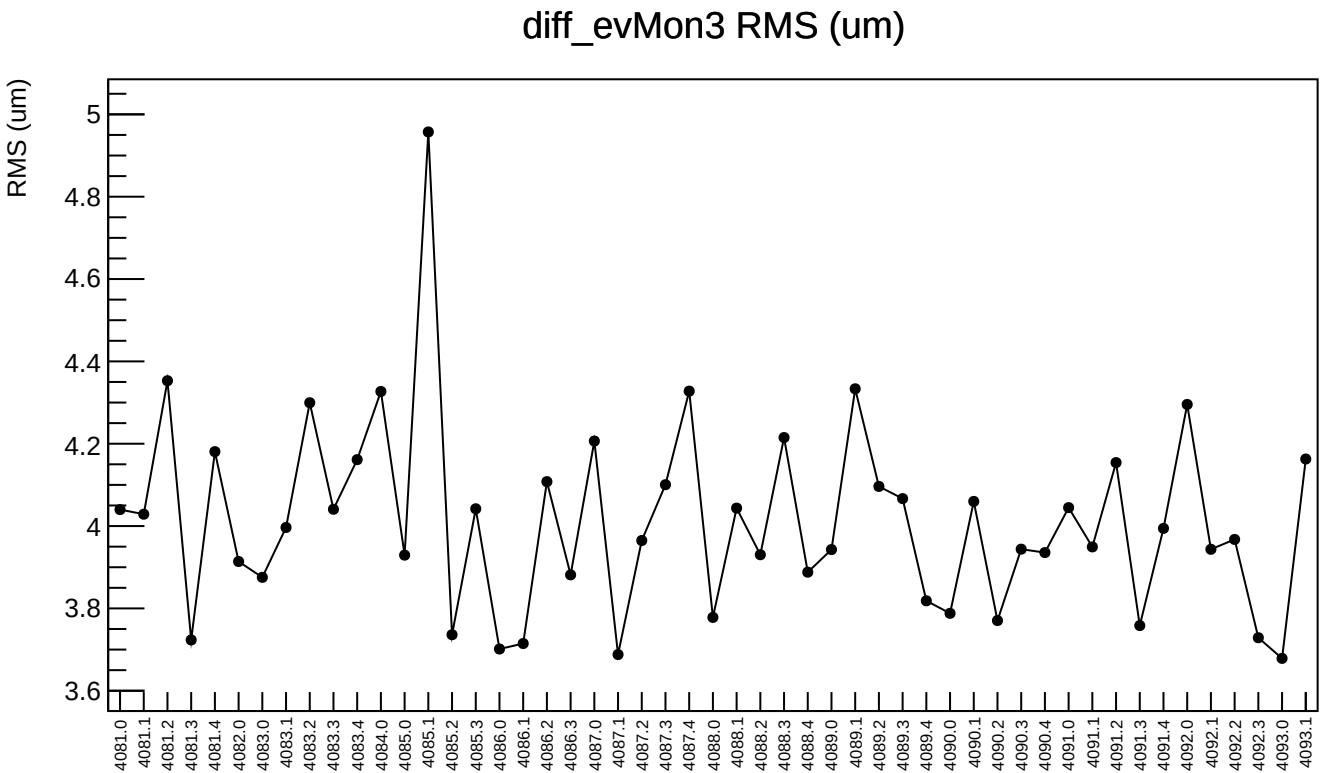
diff_evMon3 RMS (um)
RMS (um)
5
4.8
4.6
4.4
4.2
4
3.8
3.6
4081.0
4081.1
4081.2
4081.3
4081.4
4082.0
4083.0
4083.1
4083.2
4083.3
4083.4
4084.0
4085.0
4085.1
4085.2
4085.3
4086.0
4086.1
4086.2
4086.3
4087.0
4087.1
4087.2
4087.3
4087.4
4088.0
4088.1
4088.2
4088.3
4088.4
4089.0
4089.1
4089.2
4089.3
4089.4
4090.0
4090.1
4090.2
4090.3
4090.4
4091.0
4091.1
4091.2
4091.3
4091.4
4092.0
4092.1
4092.2
4092.3
4093.0
4093.1

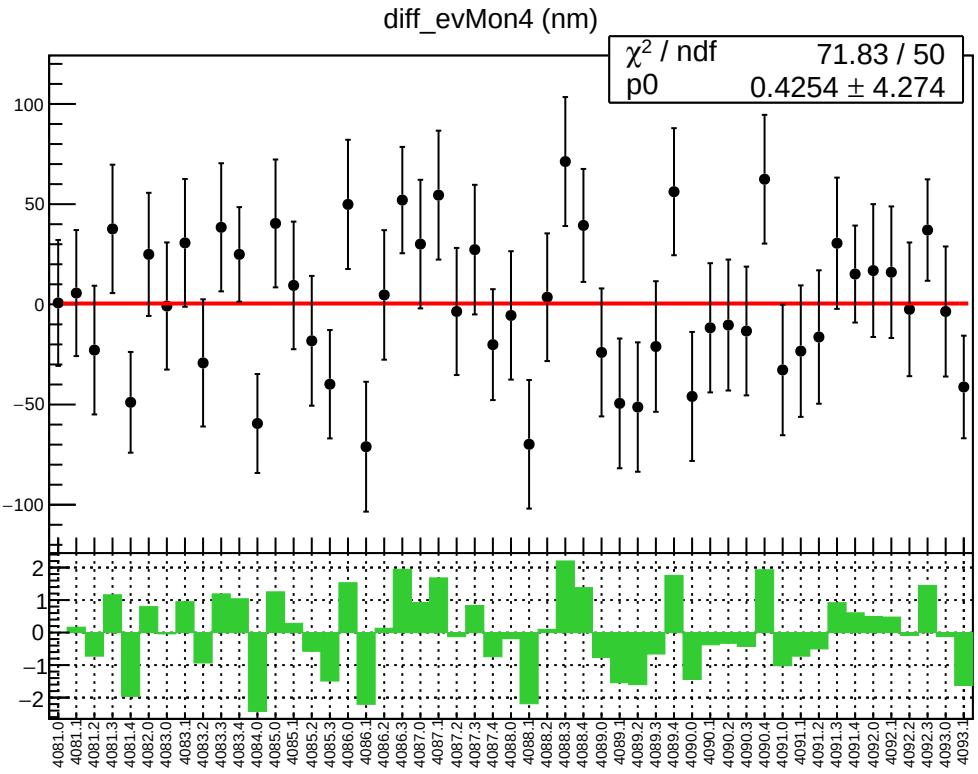
diff_evMon4 (nm)
χ² / ndf 71.83 / 50
p0 0.4254 ± 4.274

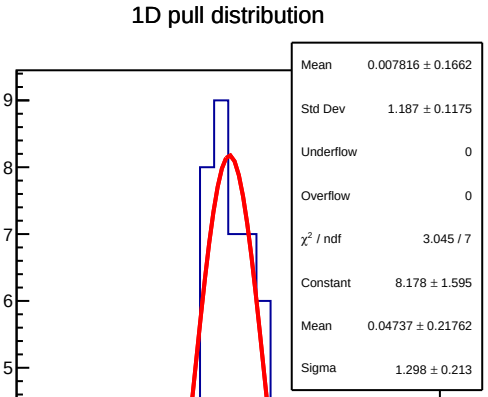
1D pull distribution
Mean 0.007816 ± 0.1662
Std Dev 1.187 ± 0.1175
Underflow 0
Overflow 0
χ² / ndf 3.045 / 7
Constant 8.178 ± 1.595
Mean 0.04737 ± 0.21762
Sigma 1.298 ± 0.213

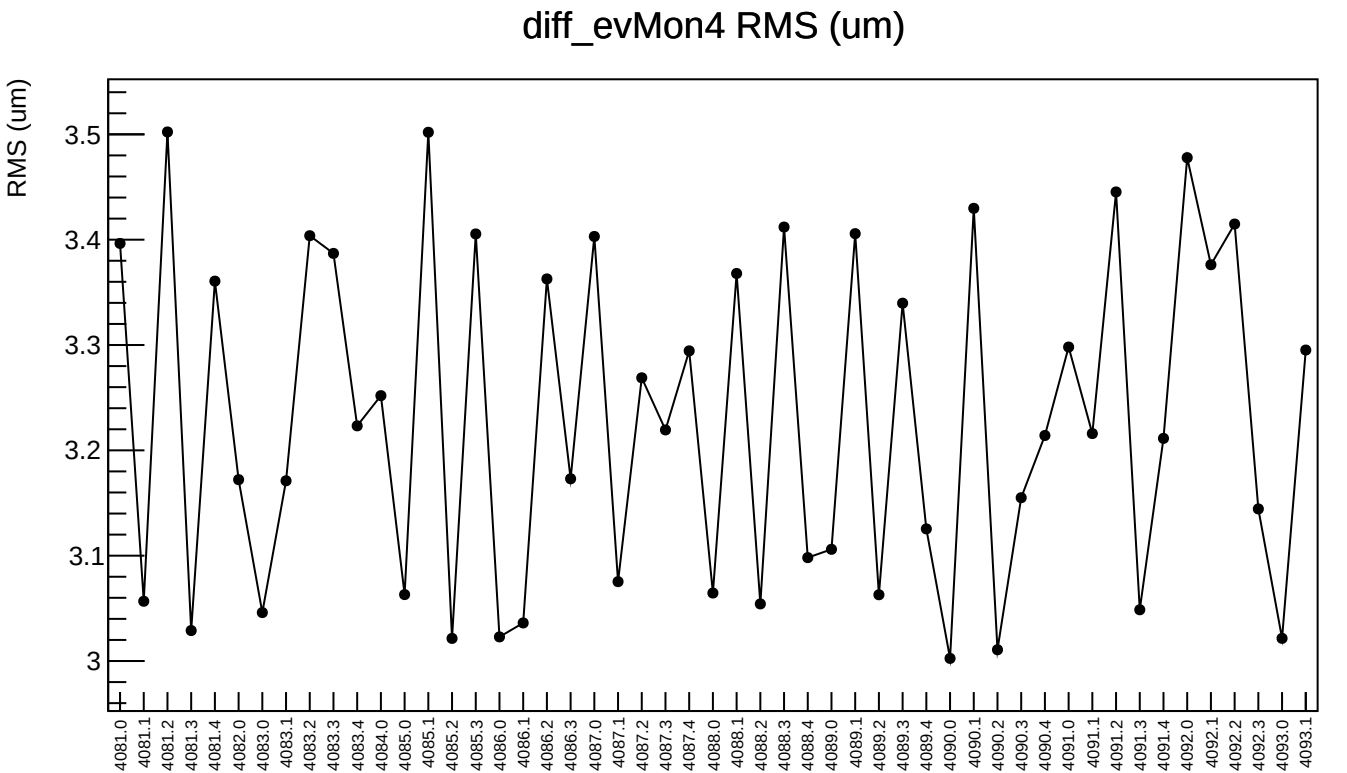
diff_evMon4 RMS (um)
RMS (um)
3.5
3.4
3.3
3.2
3.1
3
4081.0
4081.1
4081.2
4081.3
4081.4
4082.0
4083.0
4083.1
4083.2
4083.3
4083.4
4084.0
4085.0
4085.1
4085.2
4085.3
4086.0
4086.1
4086.2
4086.3
4087.0
4087.1
4087.2
4087.3
4087.4
4088.0
4088.1
4088.2
4088.3
4088.4
4089.0
4089.1
4089.2
4089.3
4089.4
4090.0
4090.1
4090.2
4090.3
4090.4
4091.0
4091.1
4091.2
4091.3
4091.4
4092.0
4092.1
4092.2
4092.3
4093.0
4093.1

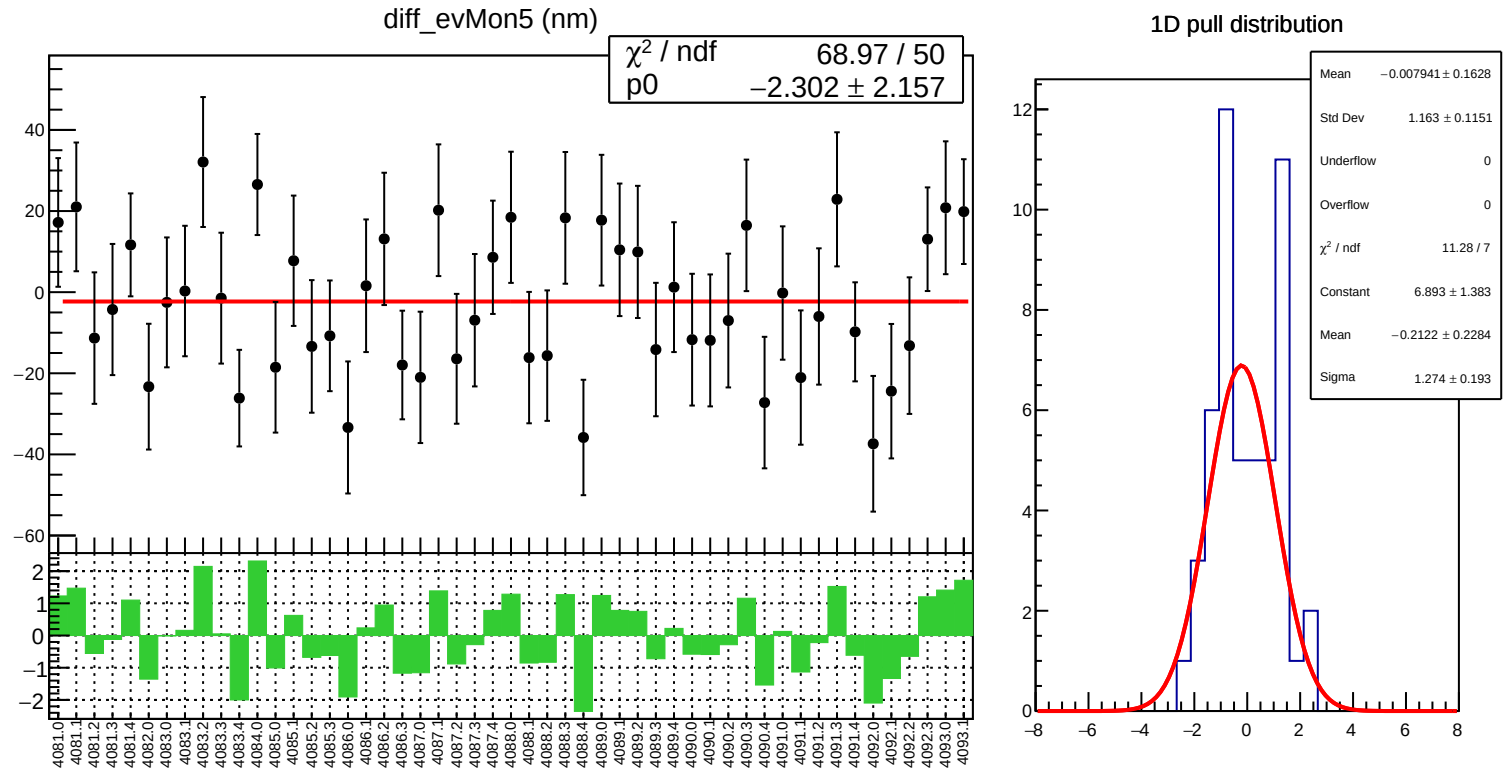
diff_evMon5 (nm)
χ² / ndf 68.97 / 50
p0 −2.302 ± 2.157
1D pull distribution
Mean −0.007941 ± 0.1628
Std Dev 1.163 ± 0.1151
Underflow 0
Overflow 0
χ² / ndf 11.28 / 7
Constant 6.893 ± 1.383
Mean −0.2122 ± 0.2284
Sigma 1.274 ± 0.193

diff_evMon5 RMS (um)

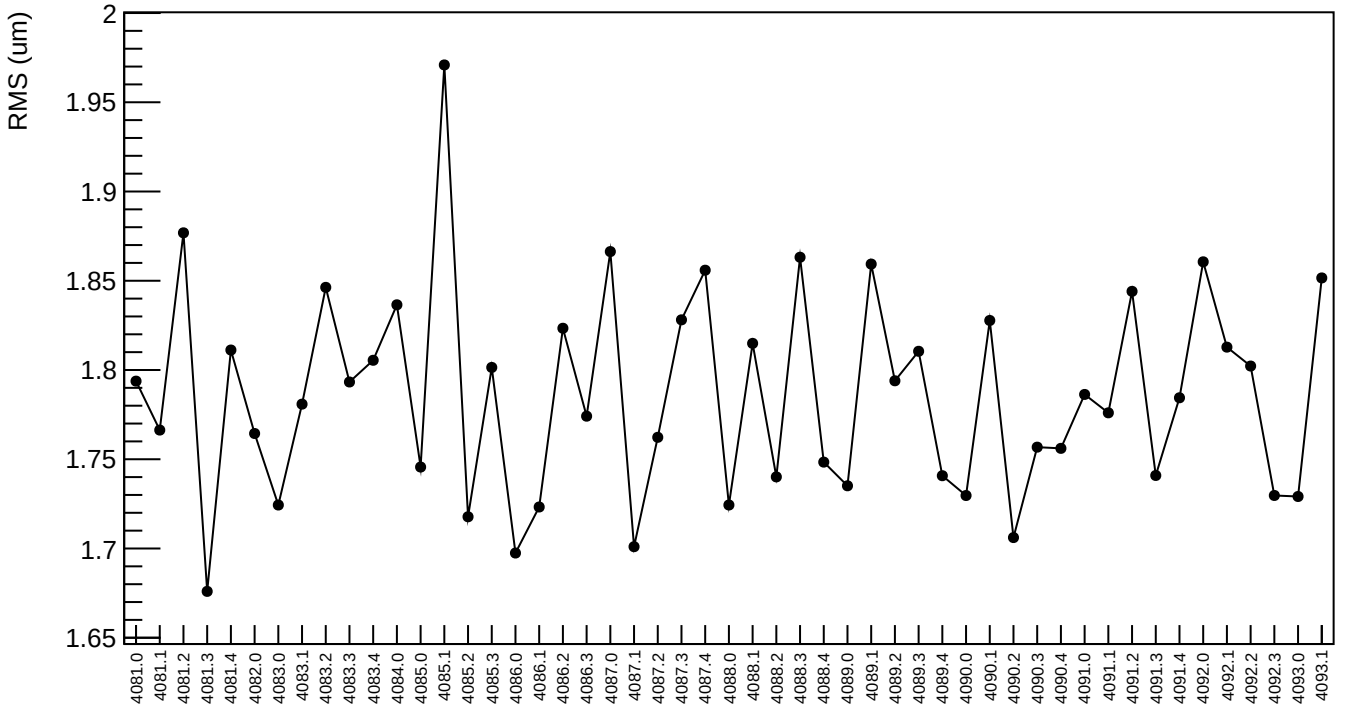

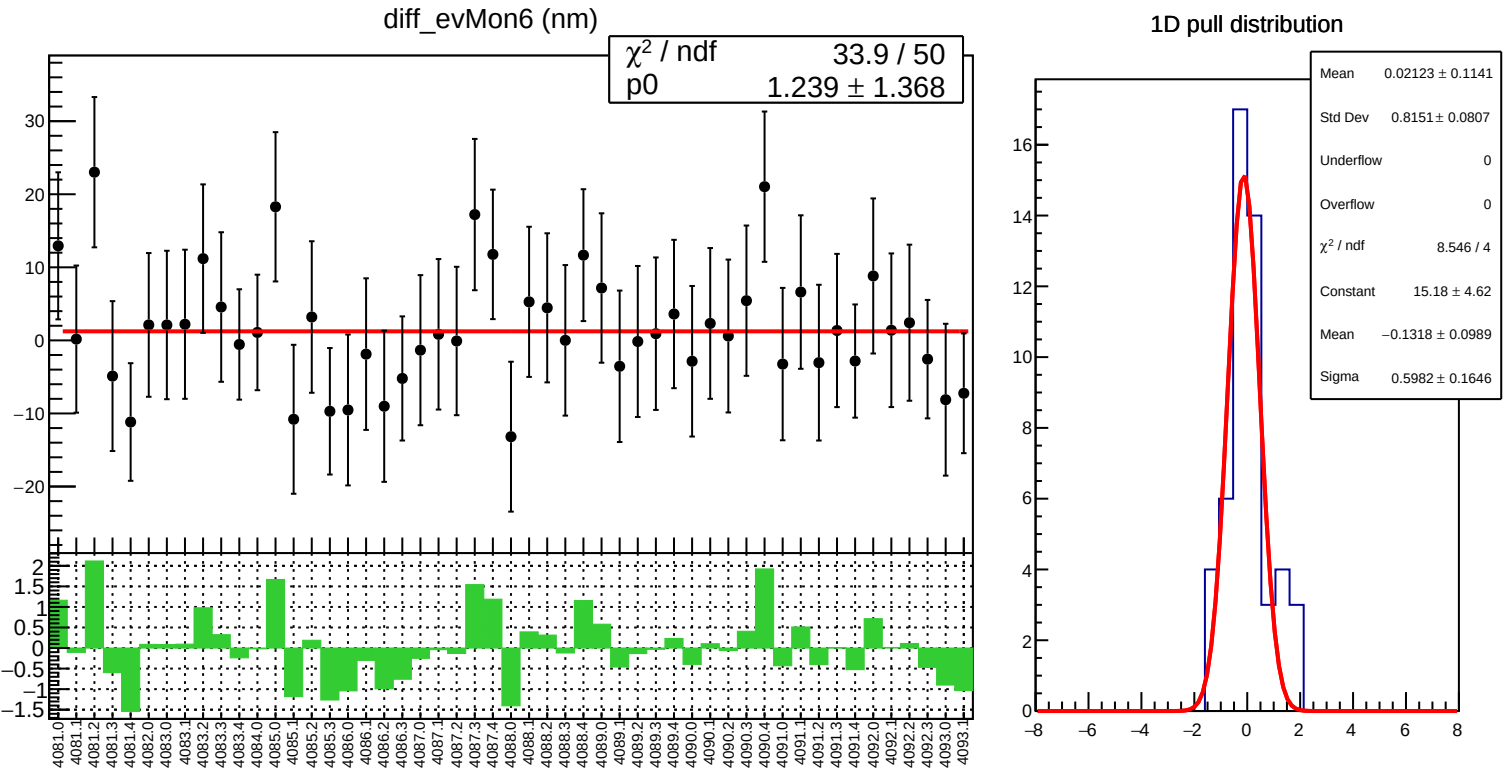
diff_evMon6 (nm)
χ² / ndf 33.9 / 50
p0 1.239 ± 1.368
1D pull distribution
Mean 0.02123 ± 0.1141
Std Dev 0.8151 ± 0.0807
Underflow 0
Overflow 0
χ² / ndf 8.546 / 4
Constant 15.18 ± 4.62
Mean −0.1318 ± 0.0989
Sigma 0.5982 ± 0.1646

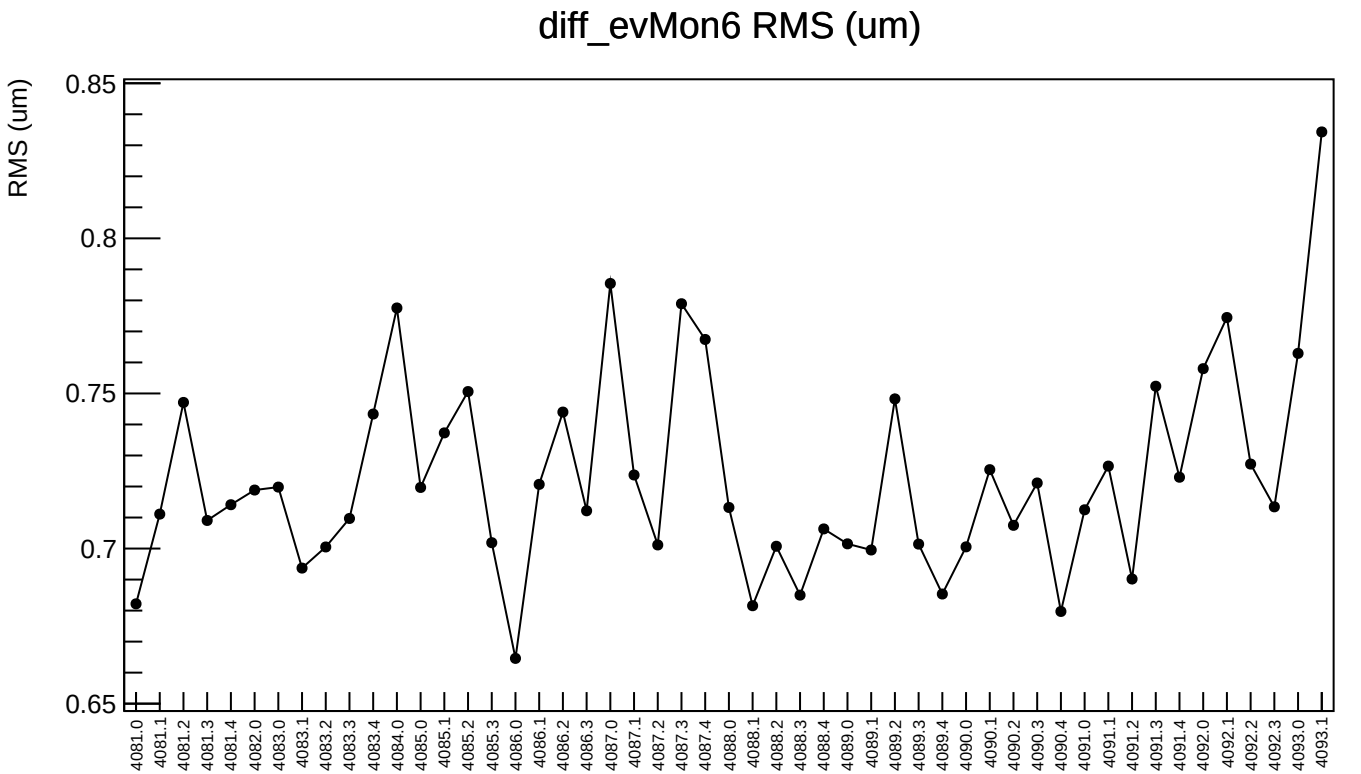
diff_evMon6 RMS (um)
RMS (um)
0.85
0.8
0.75
0.7
0.65
4081.0
4081.1
4081.2
4081.3
4081.4
4082.0
4083.0
4083.1
4083.2
4083.3
4083.4
4084.0
4085.0
4085.1
4085.2
4085.3
4086.0
4086.1
4086.2
4086.3
4087.0
4087.1
4087.2
4087.3
4087.4
4088.0
4088.1
4088.2
4088.3
4088.4
4089.0
4089.1
4089.2
4089.3
4089.4
4090.0
4090.1
4090.2
4090.3
4090.4
4091.0
4091.1
4091.2
4091.3
4091.4
4092.0
4092.1
4092.2
4092.3
4093.0
4093.1

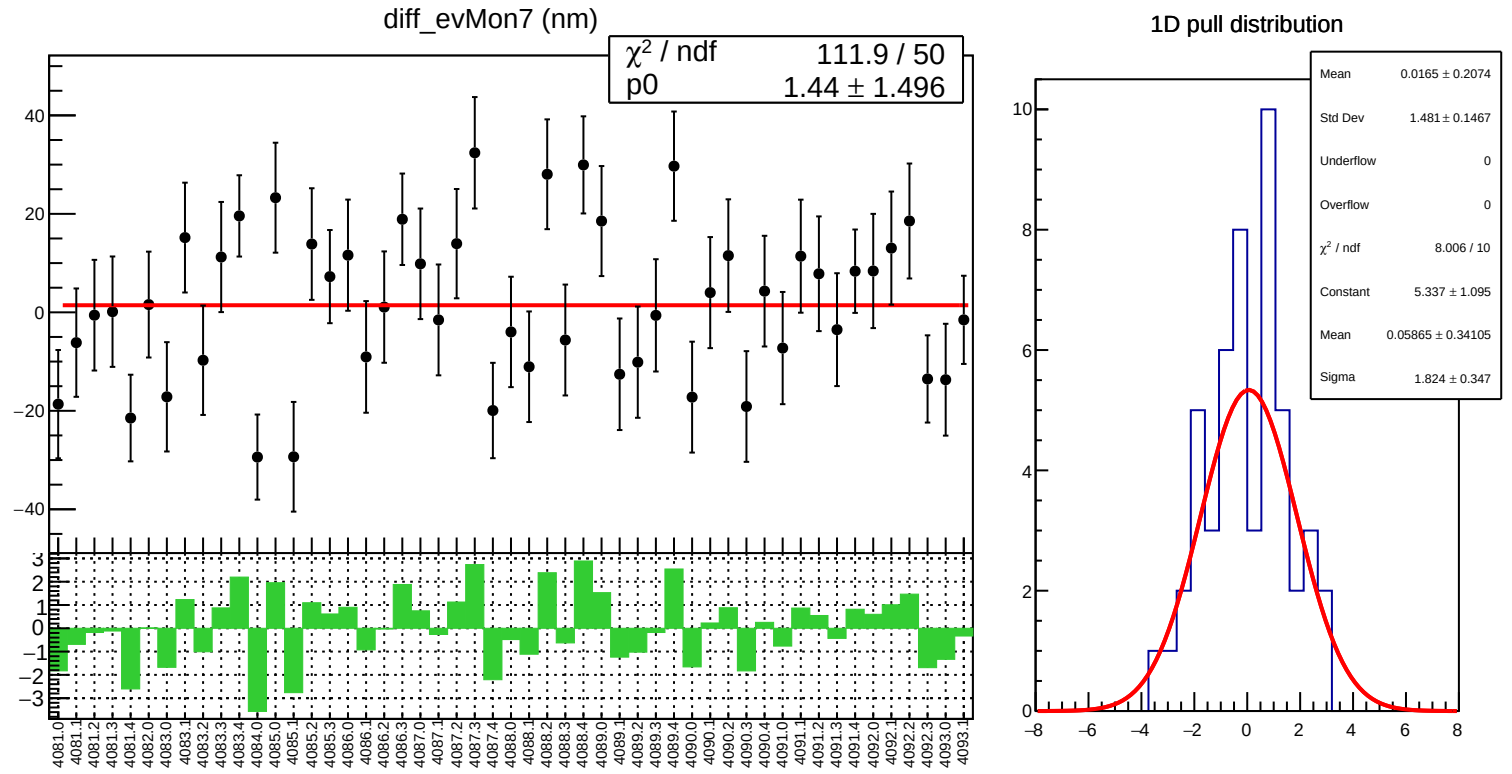
diff_evMon7 (nm)
χ² / ndf 111.9 / 50
p0 1.44 ± 1.496
1D pull distribution
Mean 0.0165 ± 0.2074
Std Dev 1.481 ± 0.1467
Underflow 0
Overflow 0
χ² / ndf 8.006 / 10
Constant 5.337 ± 1.095
Mean 0.05865 ± 0.34105
Sigma 1.824 ± 0.347

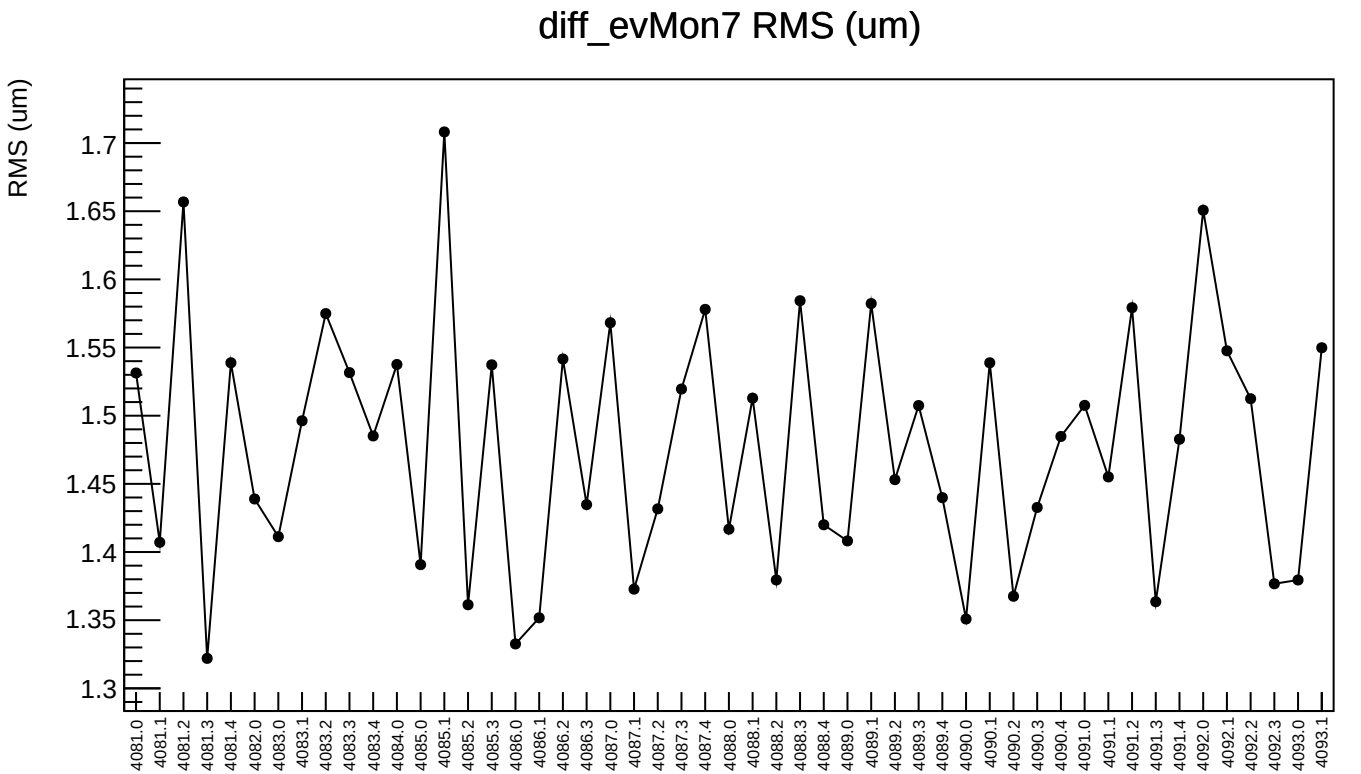
diff_evMon7 RMS (um)
RMS (um)
1.7
1.65
1.6
1.55
1.5
1.45
1.4
1.35
1.3
4081.0
4081.1
4081.2
4081.3
4081.4
4082.0
4083.0
4083.1
4083.2
4083.3
4083.4
4084.0
4085.0
4085.1
4085.2
4085.3
4086.0
4086.1
4086.2
4086.3
4087.0
4087.1
4087.2
4087.3
4087.4
4088.0
4088.1
4088.2
4088.3
4088.4
4089.0
4089.1
4089.2
4089.3
4089.4
4090.0
4090.1
4090.2
4090.3
4090.4
4091.0
4091.1
4091.2
4091.3
4091.4
4092.0
4092.1
4092.2
4092.3
4093.0
4093.1

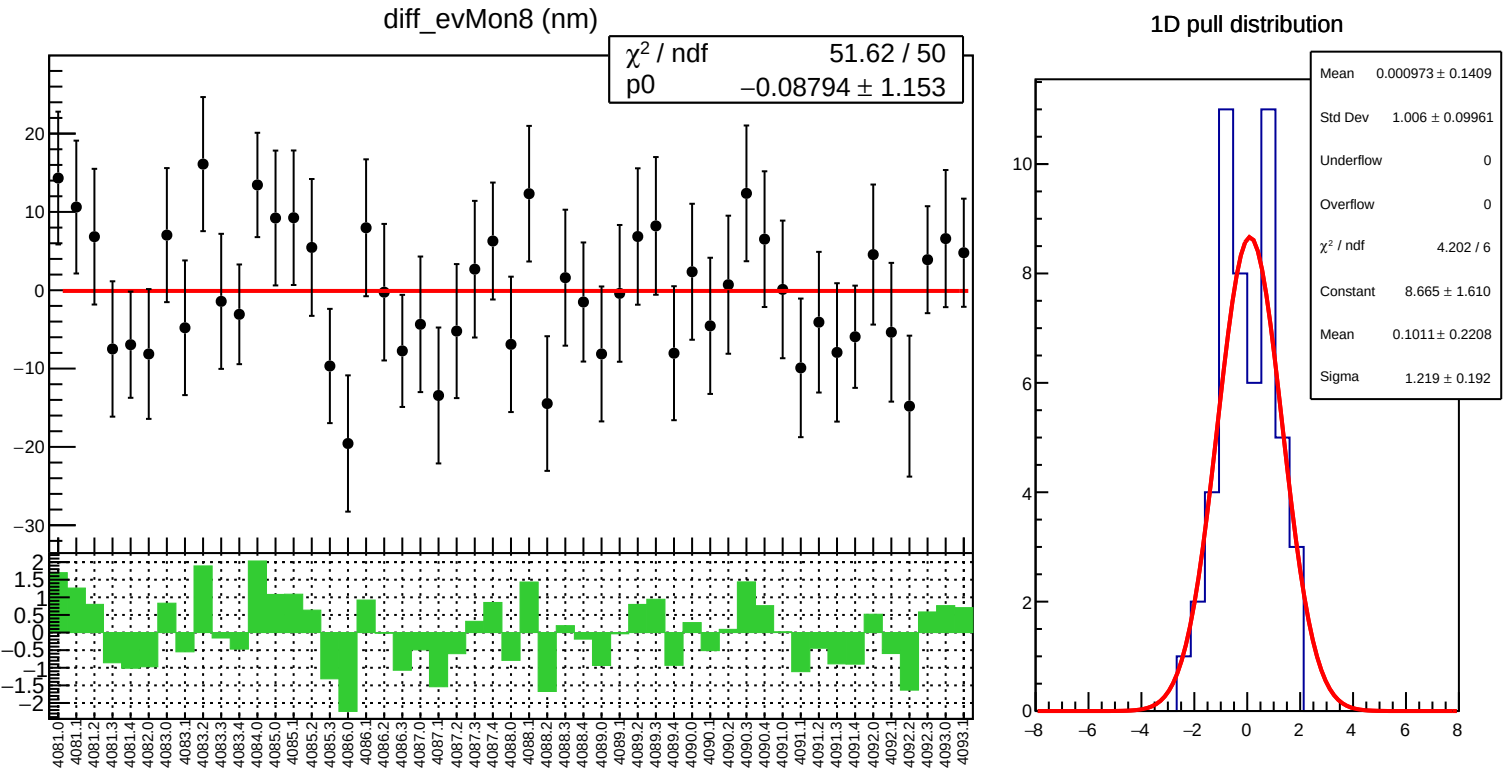
diff_evMon8 (nm)
χ² / ndf 51.62 / 50
p0 −0.08794 ± 1.153
1D pull distribution
Mean 0.000973 ± 0.1409
Std Dev 1.006 ± 0.09961
Underflow 0
Overflow 0
χ² / ndf 4.202 / 6
Constant 8.665 ± 1.610
Mean 0.1011 ± 0.2208
Sigma 1.219 ± 0.192

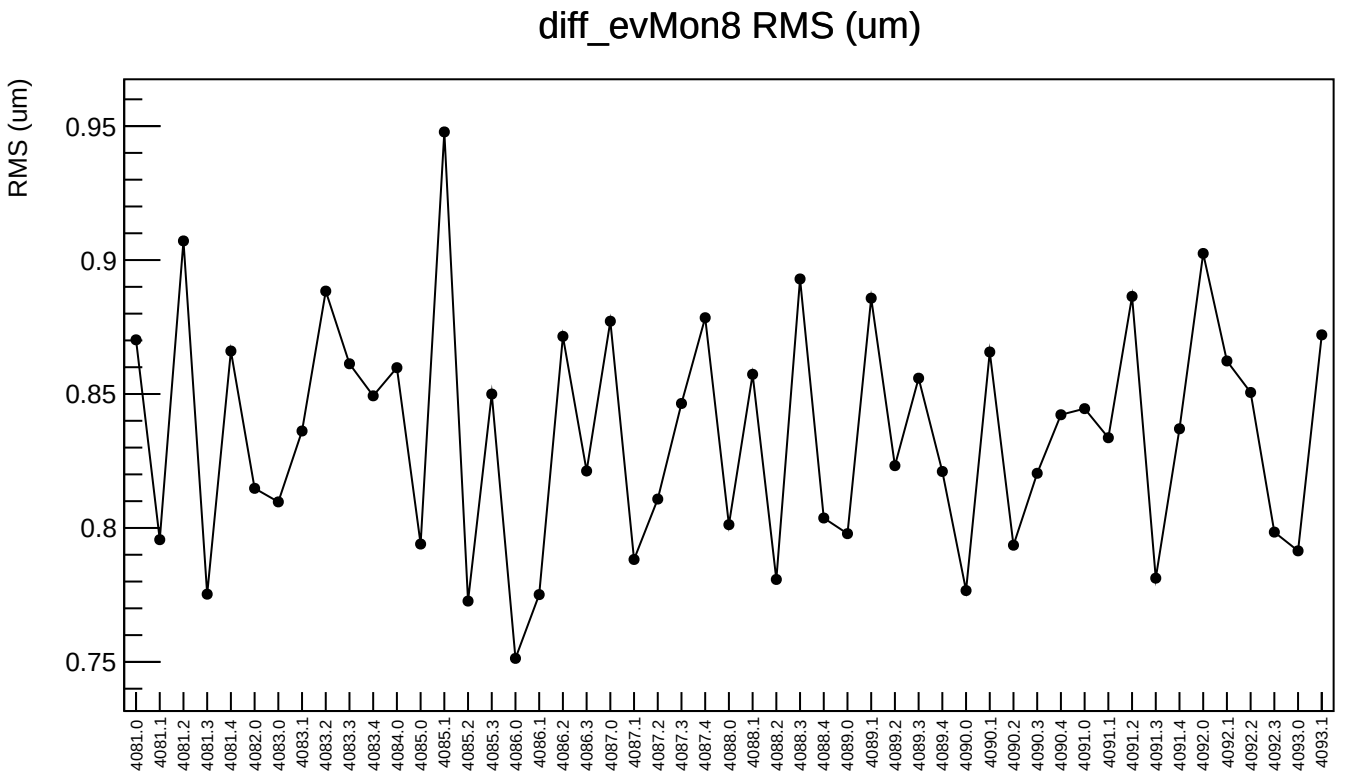
diff_evMon8 RMS (um)
RMS (um)
0.95
0.9
0.85
0.8
0.75
4081.0
4081.1
4081.2
4081.3
4081.4
4082.0
4083.0
4083.1
4083.2
4083.3
4083.4
4084.0
4085.0
4085.1
4085.2
4085.3
4086.0
4086.1
4086.2
4086.3
4087.0
4087.1
4087.2
4087.3
4087.4
4088.0
4088.1
4088.2
4088.3
4088.4
4089.0
4089.1
4089.2
4089.3
4089.4
4090.0
4090.1
4090.2
4090.3
4090.4
4091.0
4091.1
4091.2
4091.3
4091.4
4092.0
4092.1
4092.2
4092.3
4093.0
4093.1

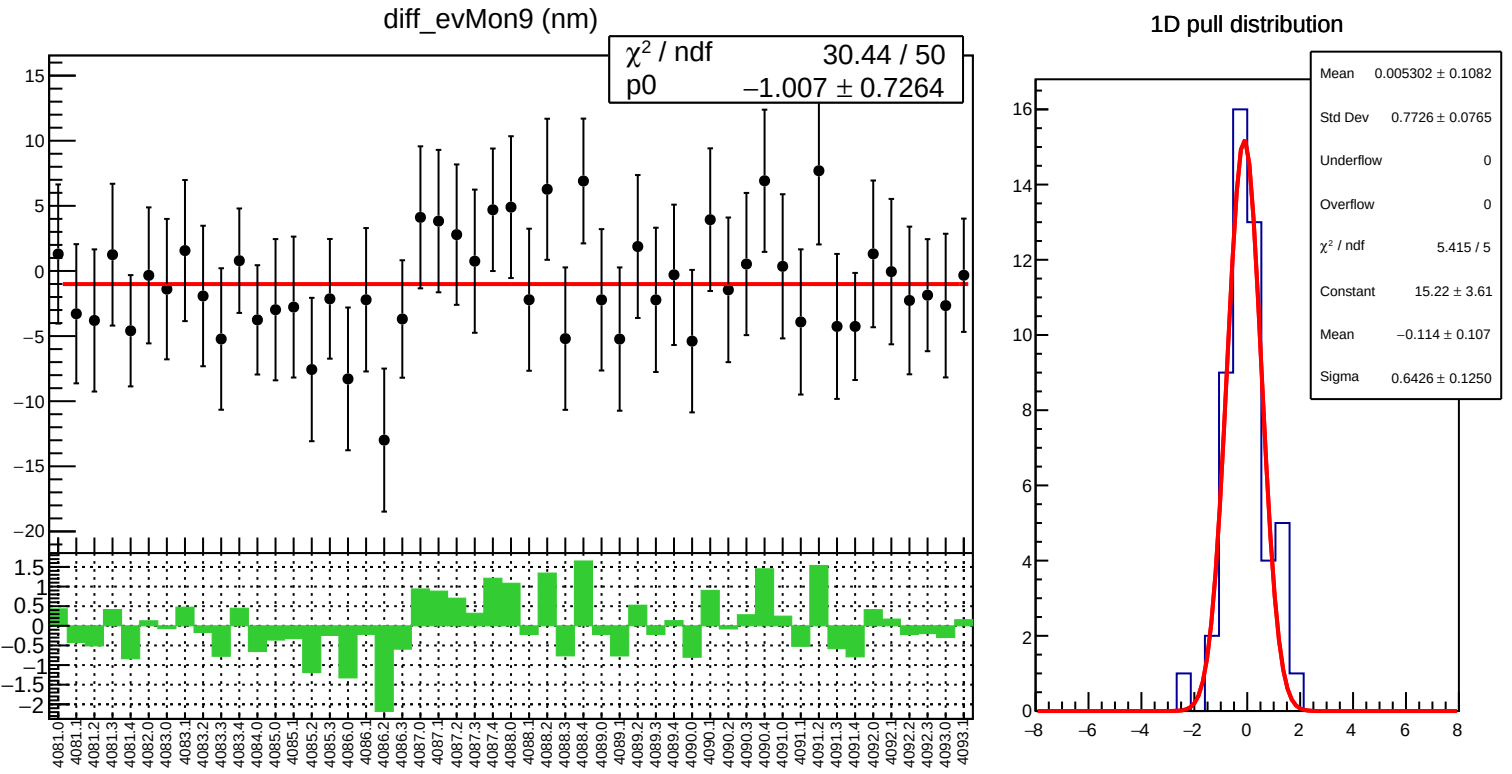
diff_evMon9 (nm)
χ² / ndf 30.44 / 50
p0 −1.007 ± 0.7264
1D pull distribution
Mean 0.005302 ± 0.1082
Std Dev 0.7726 ± 0.0765
Underflow 0
Overflow 0
χ² / ndf 5.415 / 5
Constant 15.22 ± 3.61
Mean −0.114 ± 0.107
Sigma 0.6426 ± 0.1250

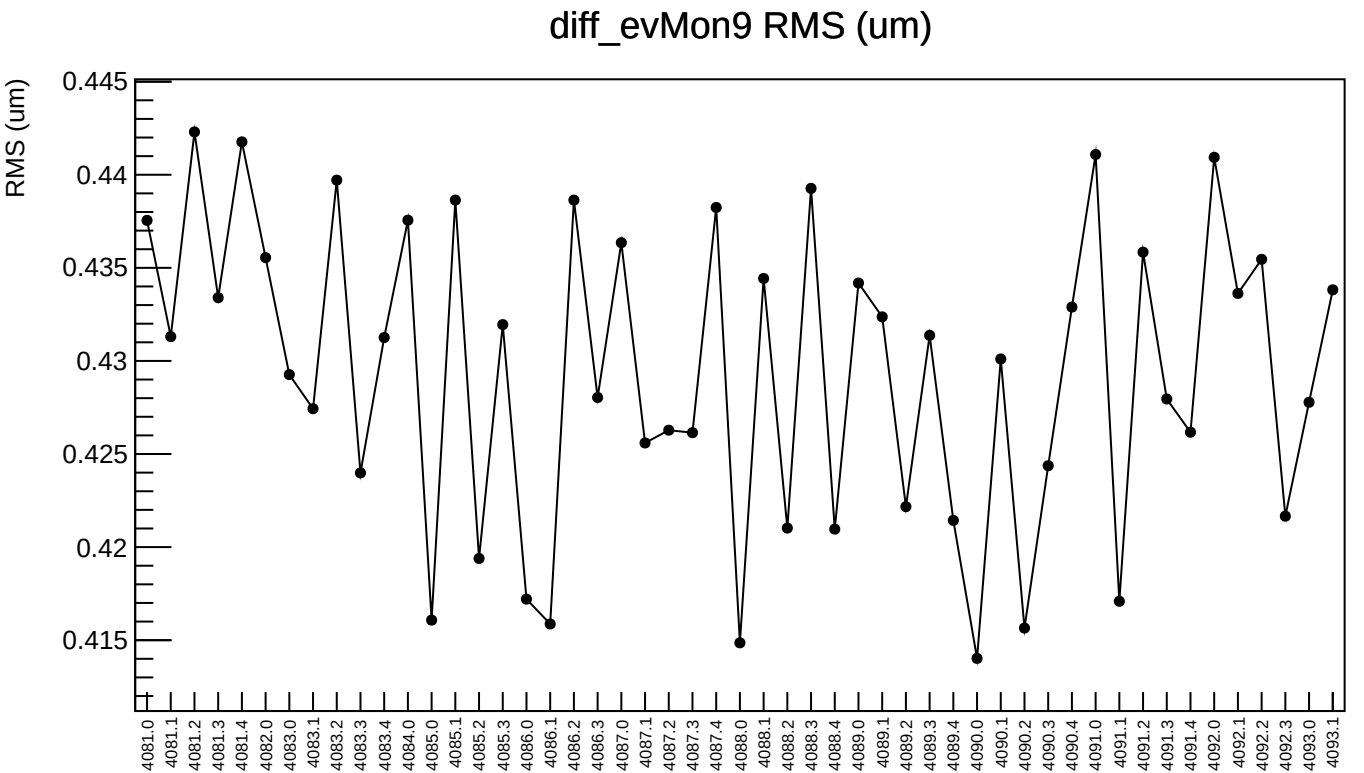
diff_evMon9 RMS (um)
RMS (um)
0.445
0.44
0.435
0.43
0.425
0.42
0.415
4081.0
4081.1
4081.2
4081.3
4081.4
4082.0
4083.0
4083.1
4083.2
4083.3
4083.4
4084.0
4085.0
4085.1
4085.2
4085.3
4086.0
4086.1
4086.2
4086.3
4087.0
4087.1
4087.2
4087.3
4087.4
4088.0
4088.1
4088.2
4088.3
4088.4
4089.0
4089.1
4089.2
4089.3
4089.4
4090.0
4090.1
4090.2
4090.3
4090.4
4091.0
4091.1
4091.2
4091.3
4091.4
4092.0
4092.1
4092.2
4092.3
4093.0
4093.1

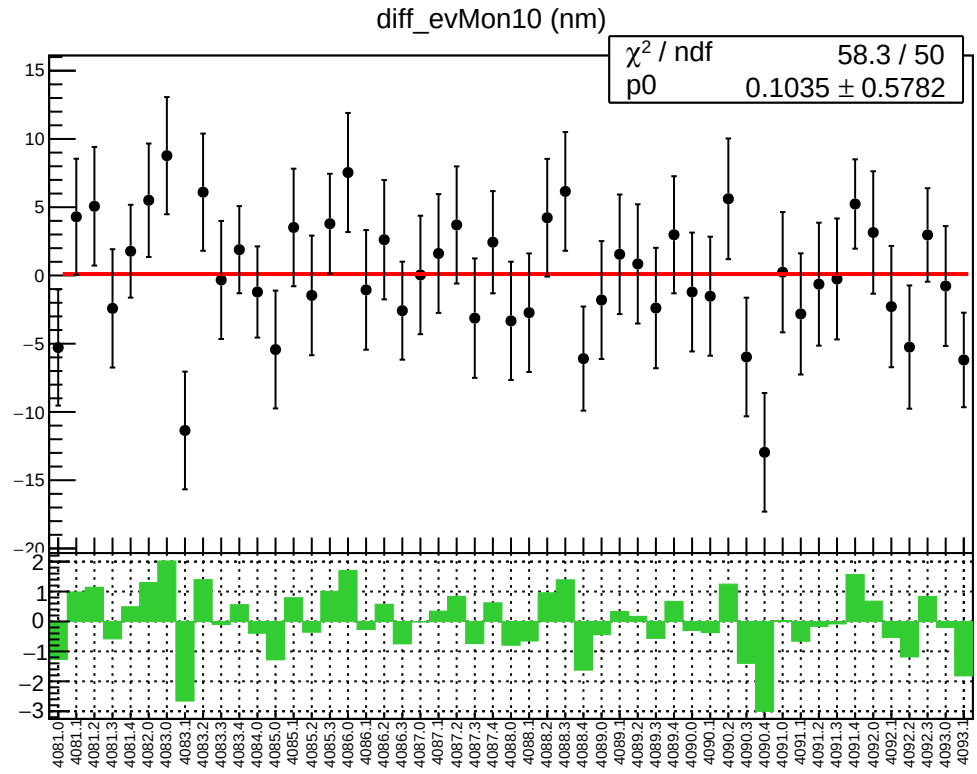
diff_evMon10 (nm)
χ² / ndf 58.3 / 50
p0 0.1035 ± 0.5782

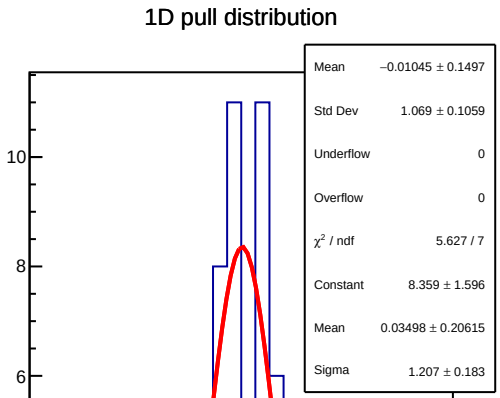
1D pull distribution
Mean −0.01045 ± 0.1497
Std Dev 1.069 ± 0.1059
Underflow 0
Overflow 0
χ² / ndf 5.627 / 7
Constant 8.359 ± 1.596
Mean 0.03498 ± 0.20615
Sigma 1.207 ± 0.183

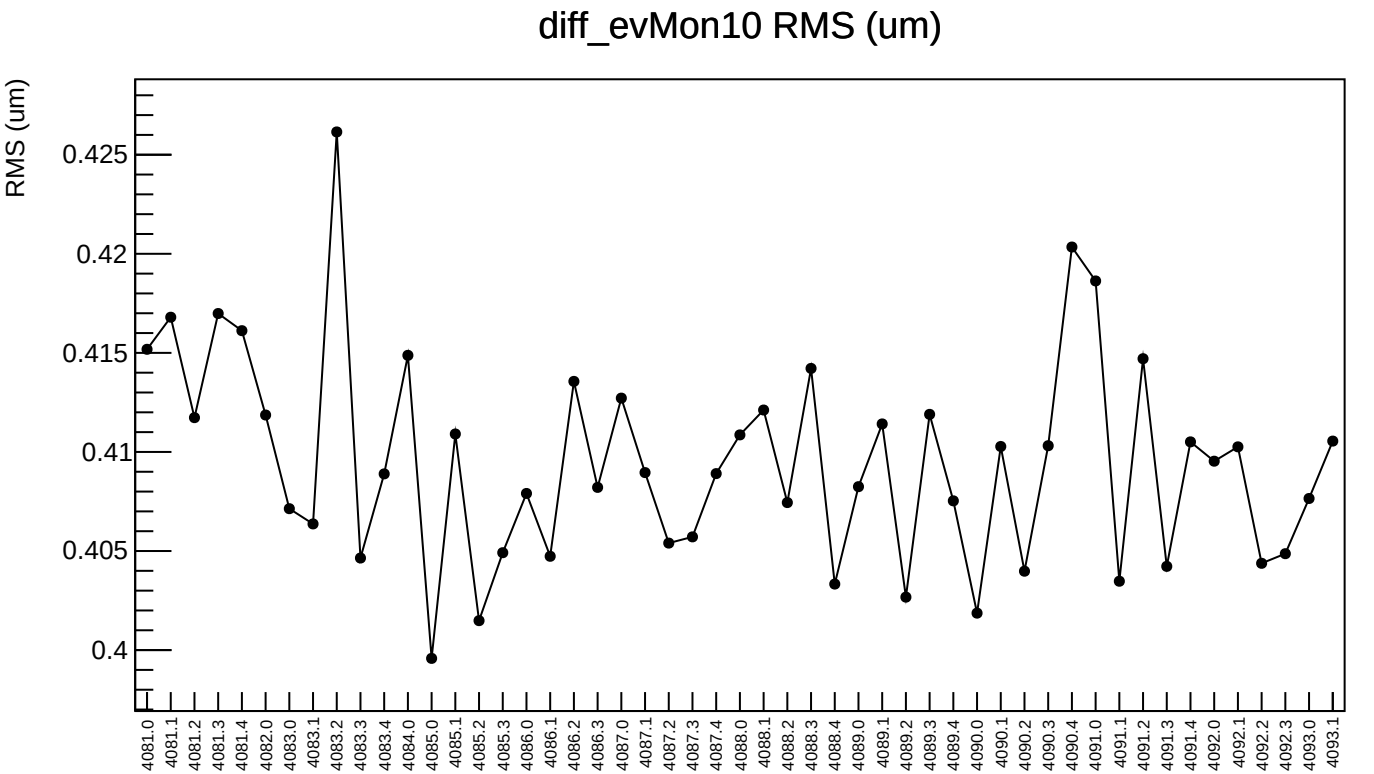
diff_evMon10 RMS (um)
RMS (um)
0.425
0.42
0.415
0.41
0.405
0.4
4081.0
4081.1
4081.2
4081.3
4081.4
4082.0
4083.0
4083.1
4083.2
4083.3
4083.4
4084.0
4085.0
4085.1
4085.2
4085.3
4086.0
4086.1
4086.2
4086.3
4087.0
4087.1
4087.2
4087.3
4087.4
4088.0
4088.1
4088.2
4088.3
4088.4
4089.0
4089.1
4089.2
4089.3
4089.4
4090.0
4090.1
4090.2
4090.3
4090.4
4091.0
4091.1
4091.2
4091.3
4091.4
4092.0
4092.1
4092.2
4092.3
4093.0
4093.1

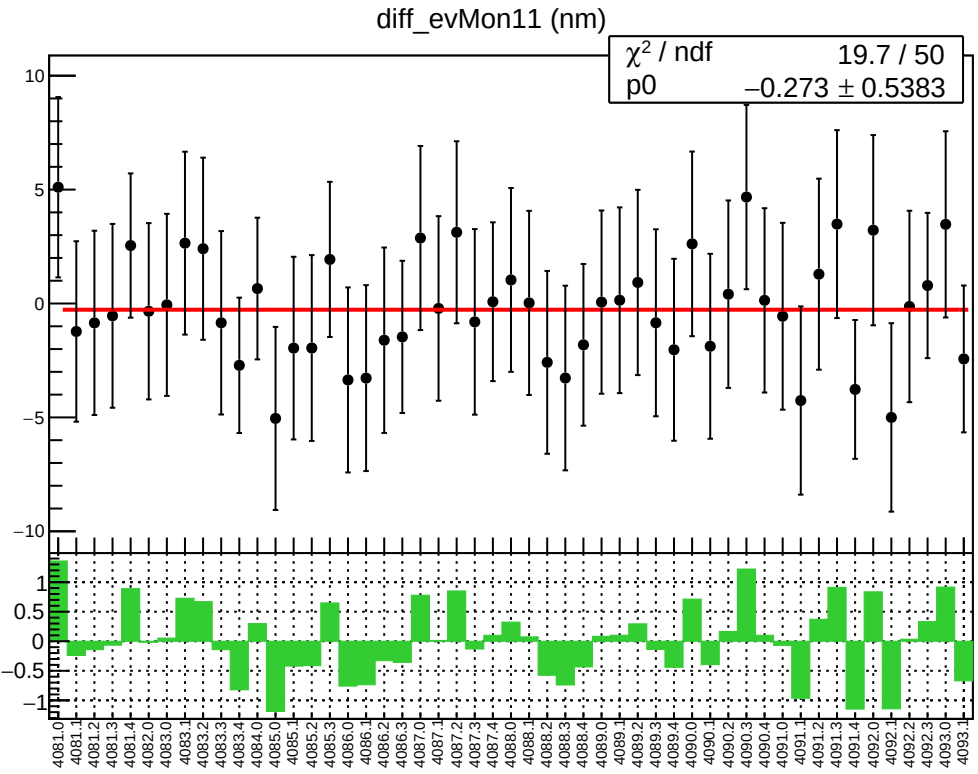
diff_evMon11 (nm)
χ² / ndf 19.7 / 50
p0 −0.273 ± 0.5383

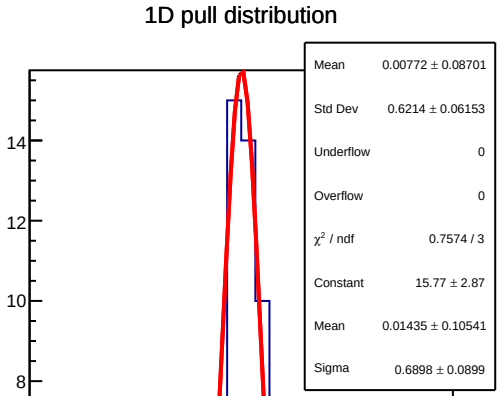
1D pull distribution
Mean 0.00772 ± 0.08701
Std Dev 0.6214 ± 0.06153
Underflow 0
Overflow 0
χ² / ndf 0.7574 / 3
Constant 15.77 ± 2.87
Mean 0.01435 ± 0.10541
Sigma 0.6898 ± 0.0899

diff_evMon11 RMS (um)

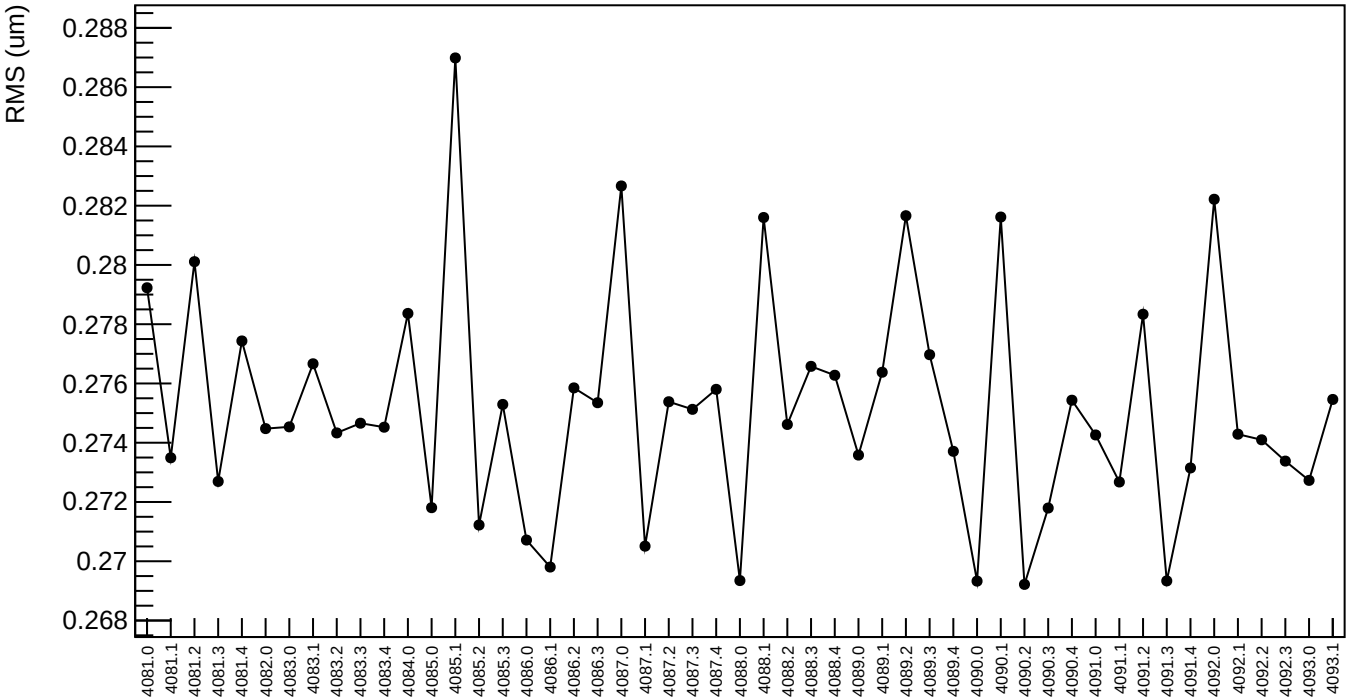

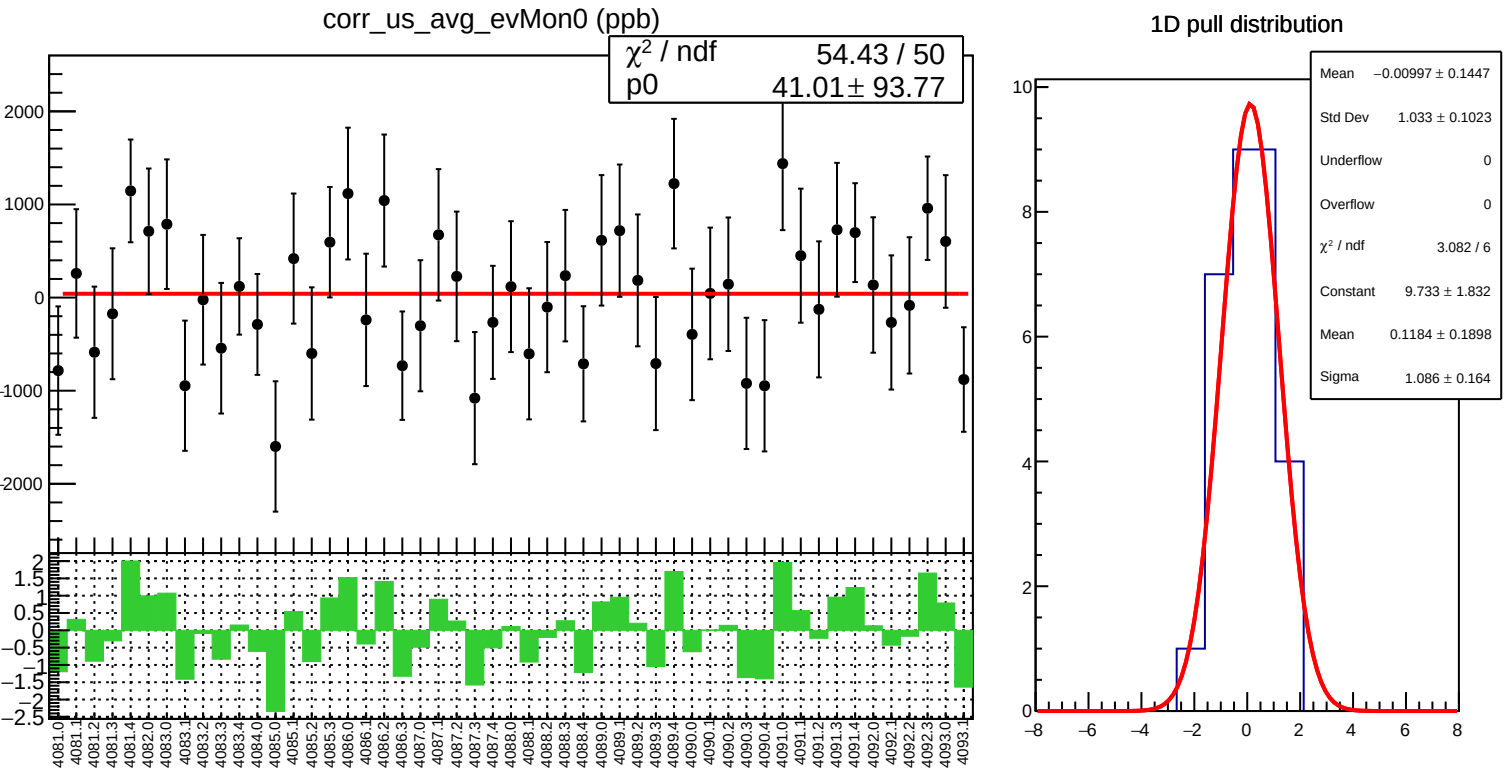
corr_us_avg_evMon0 (ppb)
χ² / ndf 54.43 / 50
p0 41.01 ± 93.77
1D pull distribution
Mean −0.00997 ± 0.1447
Std Dev 1.033 ± 0.1023
Underflow 0
Overflow 0
χ² / ndf 3.082 / 6
Constant 9.733 ± 1.832
Mean 0.1184 ± 0.1898
Sigma 1.086 ± 0.164

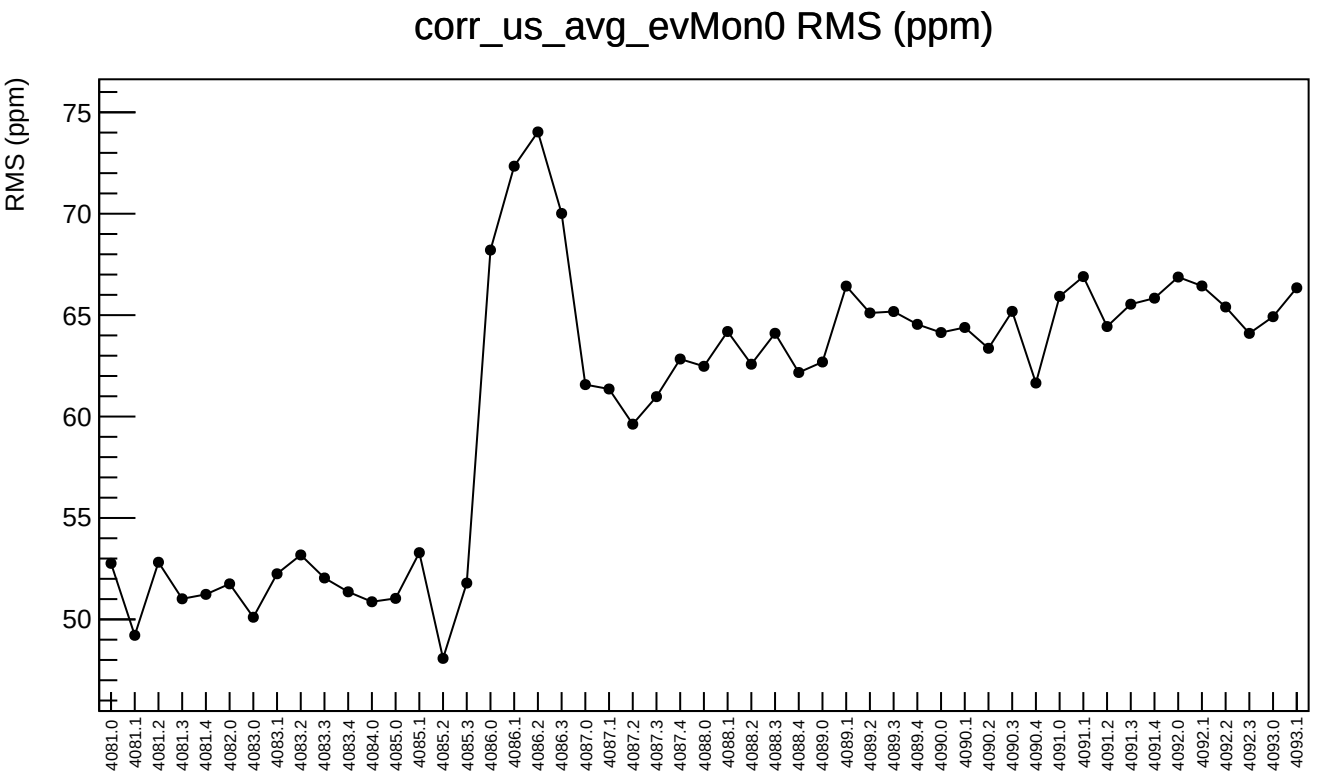
corr_us_avg_evMon0 RMS (ppm)
RMS (ppm)
75
70
65
60
55
50
4081.0
4081.1
4081.2
4081.3
4081.4
4082.0
4083.0
4083.1
4083.2
4083.3
4083.4
4084.0
4085.0
4085.1
4085.2
4085.3
4086.0
4086.1
4086.2
4086.3
4087.0
4087.1
4087.2
4087.3
4087.4
4088.0
4088.1
4088.2
4088.3
4088.4
4089.0
4089.1
4089.2
4089.3
4089.4
4090.0
4090.1
4090.2
4090.3
4090.4
4091.0
4091.1
4091.2
4091.3
4091.4
4092.0
4092.1
4092.2
4092.3
4093.0
4093.1

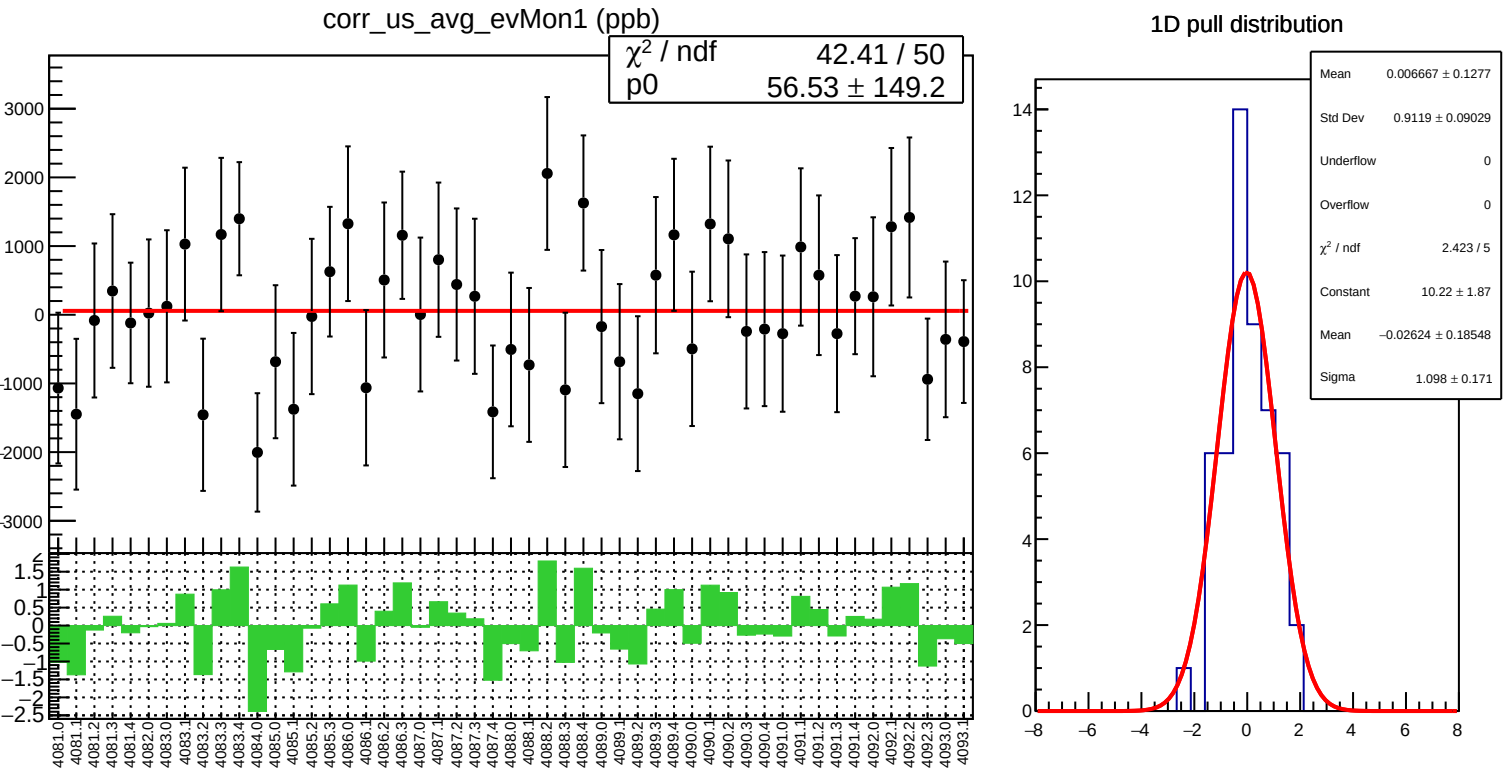
corr_us_avg_evMon1 (ppb)
χ² / ndf 42.41 / 50
p0 56.53 ± 149.2
1D pull distribution
Mean 0.006667 ± 0.1277
Std Dev 0.9119 ± 0.09029
Underflow 0
Overflow 0
χ² / ndf 2.423 / 5
Constant 10.22 ± 1.87
Mean −0.02624 ± 0.18548
Sigma 1.098 ± 0.171

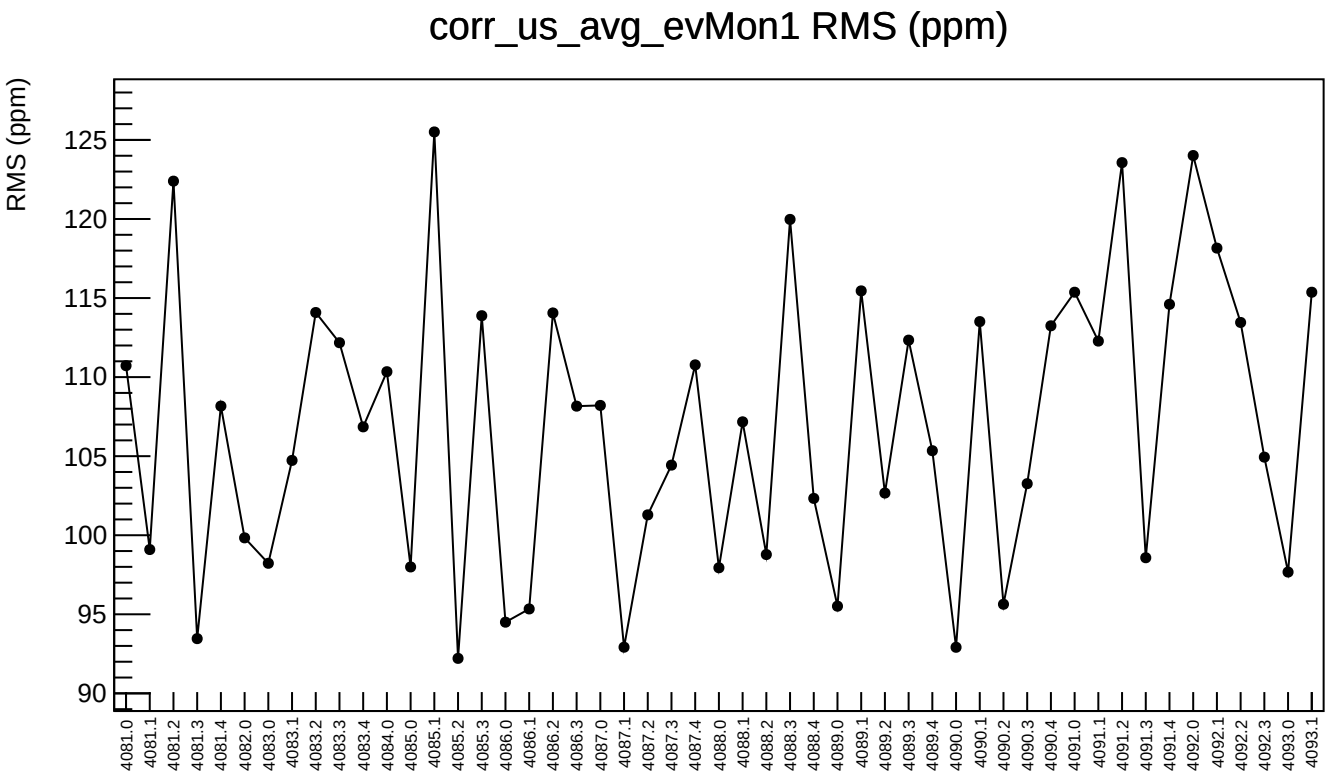
corr_us_avg_evMon1 RMS (ppm)
RMS (ppm)
125
120
115
110
105
100
95
90
4081.0
4081.1
4081.2
4081.3
4081.4
4082.0
4083.0
4083.1
4083.2
4083.3
4083.4
4084.0
4085.0
4085.1
4085.2
4085.3
4086.0
4086.1
4086.2
4086.3
4087.0
4087.1
4087.2
4087.3
4087.4
4088.0
4088.1
4088.2
4088.3
4088.4
4089.0
4089.1
4089.2
4089.3
4089.4
4090.0
4090.1
4090.2
4090.3
4090.4
4091.0
4091.1
4091.2
4091.3
4091.4
4092.0
4092.1
4092.2
4092.3
4093.0
4093.1

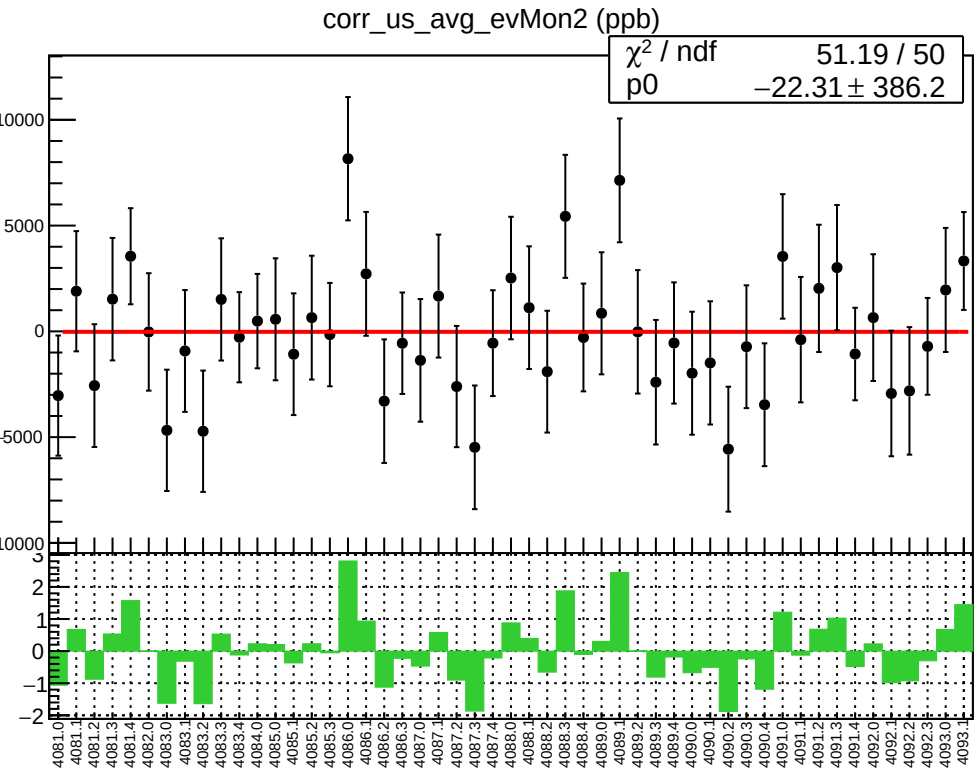
corr_us_avg_evMon2 (ppb)
χ^2 / ndf 51.19 / 50
p0 −22.31 ± 386.2
10000
5000
0
-5000
-10000
3
2
1
0
−1
−2
4081.0
4081.1
4081.2
4081.3
4081.4
4082.0
4083.0
4083.1
4083.2
4083.3
4083.4
4084.0
4085.0
4085.1
4085.2
4085.3
4086.0
4086.1
4086.2
4086.3
4087.0
4087.1
4087.2
4087.3
4087.4
4088.0
4088.1
4088.2
4088.3
4088.4
4089.0
4089.1
4089.2
4089.3
4089.4
4090.0
4090.1
4090.2
4090.3
4090.4
4091.0
4091.1
4091.2
4091.3
4091.4
4092.0
4092.1
4092.2
4092.3
4093.0
4093.1

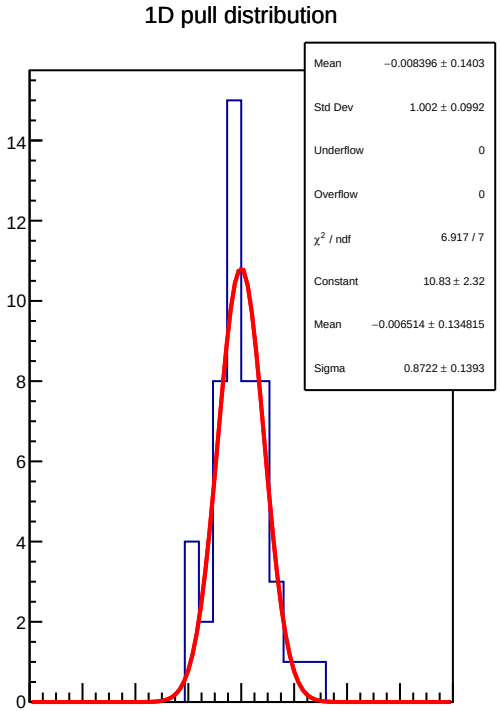
1D pull distribution
Mean −0.008396 ± 0.1403
Std Dev 1.002 ± 0.0992
Underflow 0
Overflow 0
χ^2 / ndf 6.917 / 7
Constant 10.83 ± 2.32
Mean −0.006514 ± 0.134815
Sigma 0.8722 ± 0.1393
14
12
10
8
6
4
2
0
−8
−6
−4
−2
0
2
4
6
8

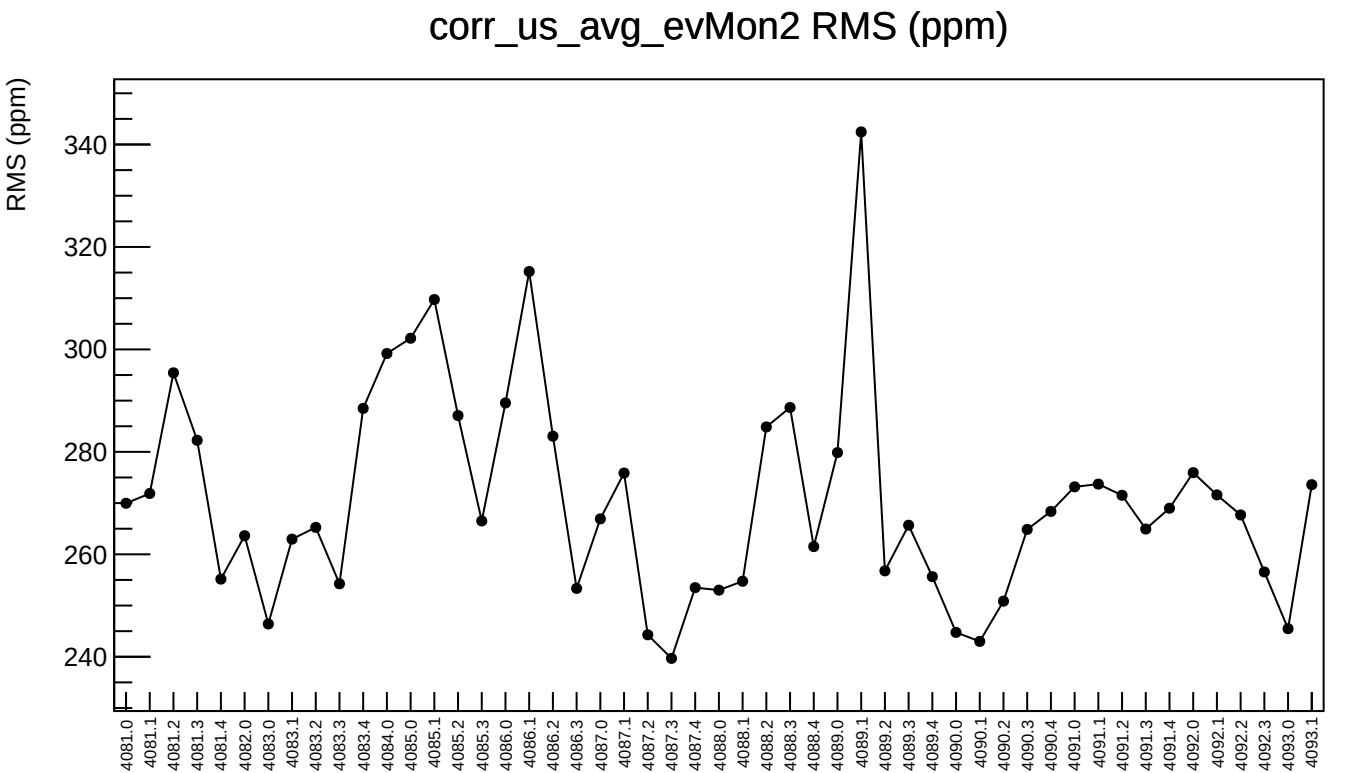
corr_us_avg_evMon2 RMS (ppm)
RMS (ppm)
340
320
300
280
260
240
4081.0
4081.1
4081.2
4081.3
4081.4
4082.0
4083.0
4083.1
4083.2
4083.3
4083.4
4084.0
4085.0
4085.1
4085.2
4085.3
4086.0
4086.1
4086.2
4086.3
4087.0
4087.1
4087.2
4087.3
4087.4
4088.0
4088.1
4088.2
4088.3
4088.4
4089.0
4089.1
4089.2
4089.3
4089.4
4090.0
4090.1
4090.2
4090.3
4090.4
4091.0
4091.1
4091.2
4091.3
4091.4
4092.0
4092.1
4092.2
4092.3
4093.0
4093.1

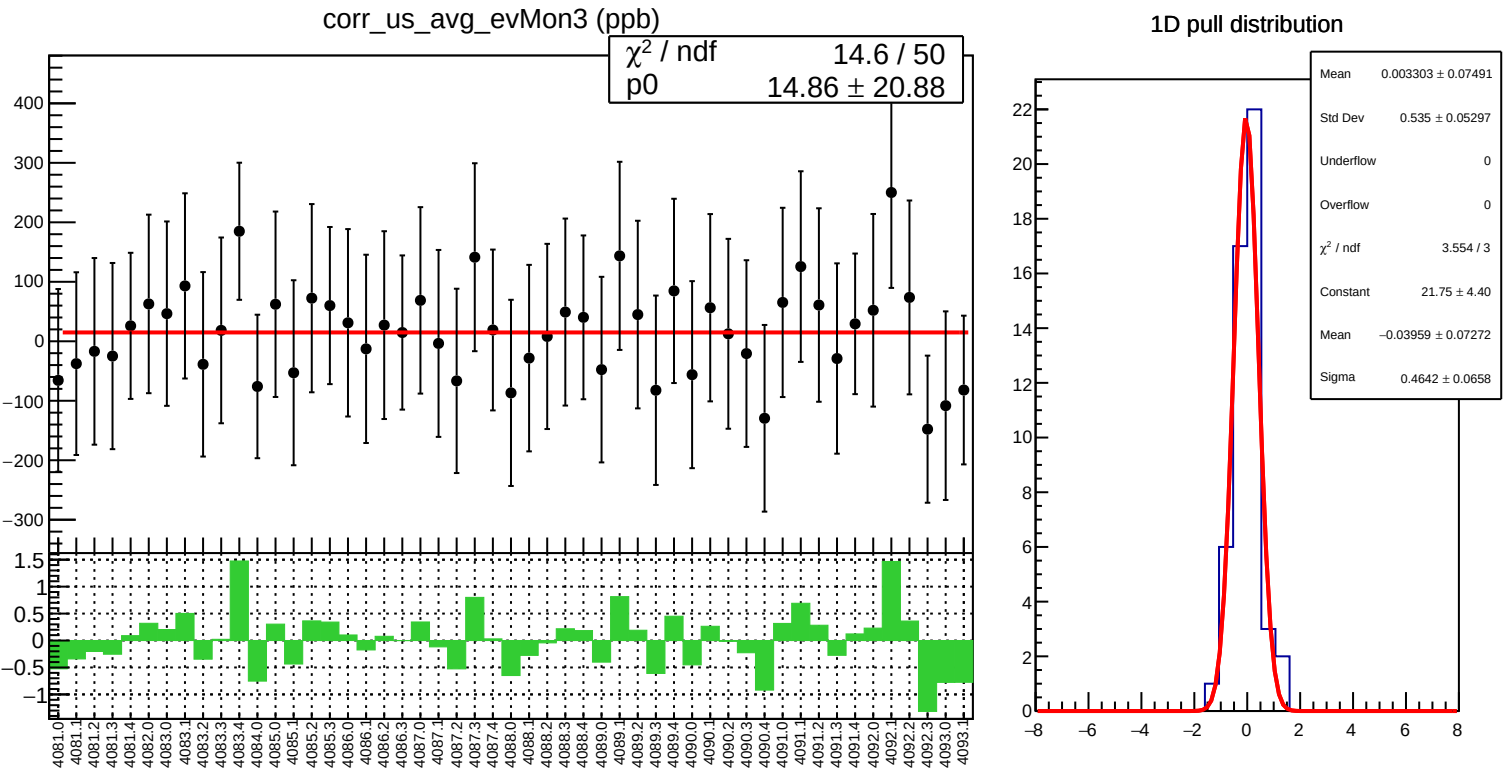
corr_us_avg_evMon3 (ppb)
χ² / ndf 14.6 / 50
p0 14.86 ± 20.88
1D pull distribution
Mean 0.003303 ± 0.07491
Std Dev 0.535 ± 0.05297
Underflow 0
Overflow 0
χ² / ndf 3.554 / 3
Constant 21.75 ± 4.40
Mean −0.03959 ± 0.07272
Sigma 0.4642 ± 0.0658

corr_us_avg_evMon3 RMS (ppm)

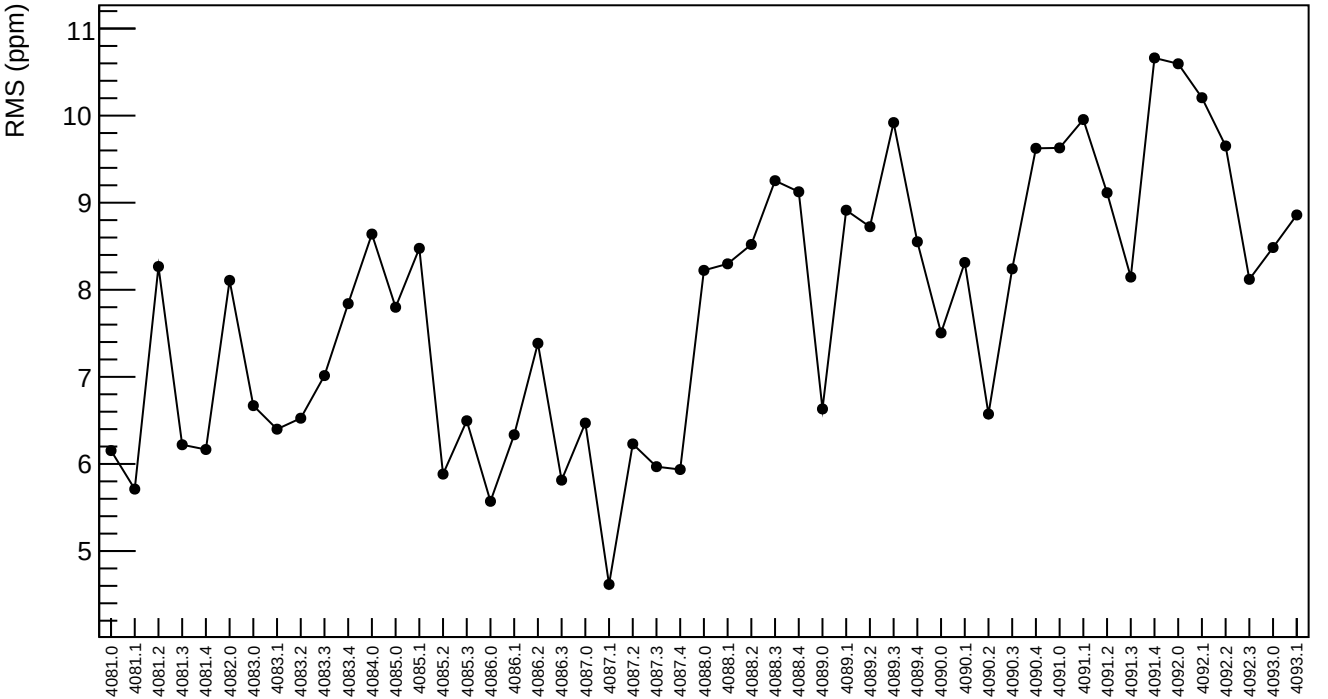

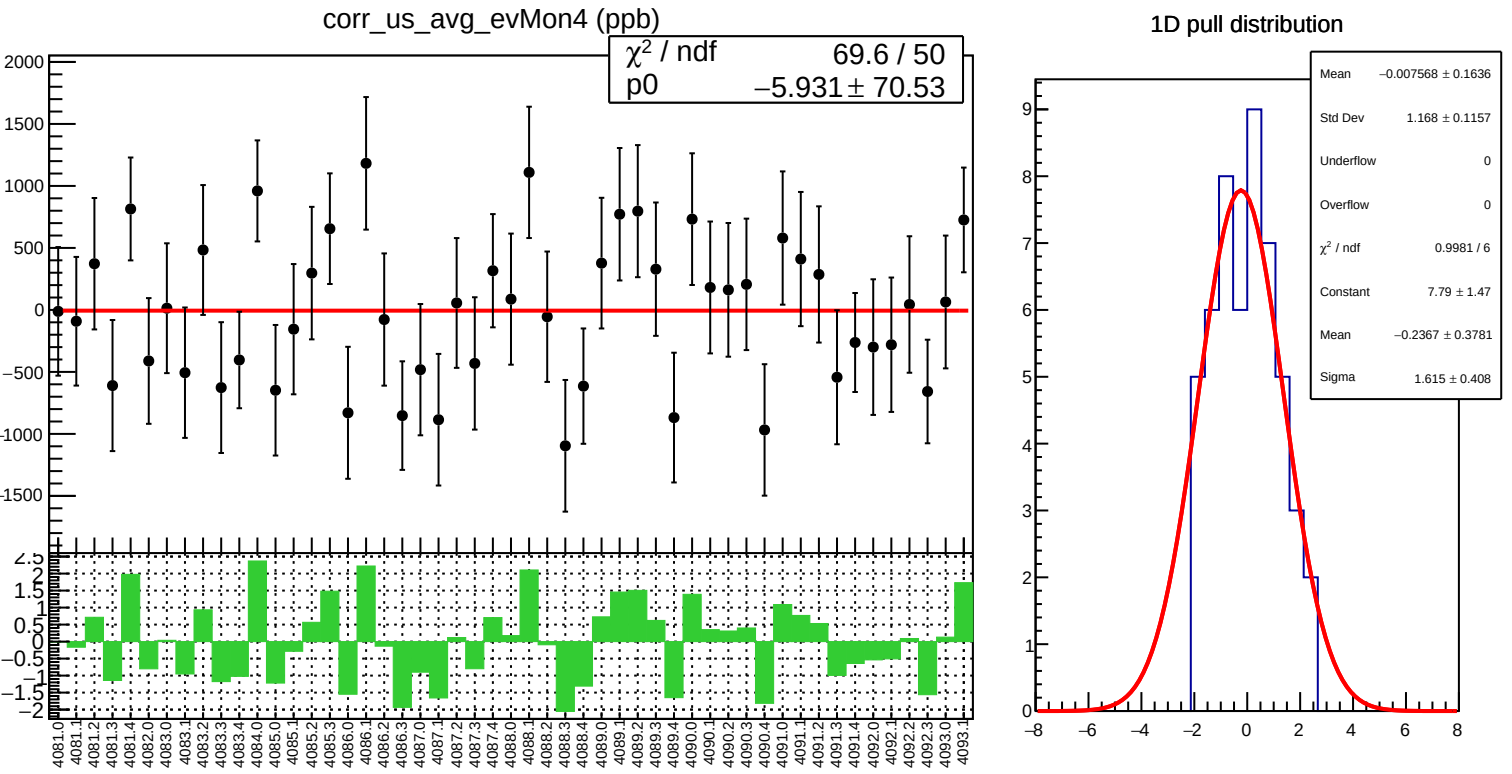
corr_us_avg_evMon4 (ppb)
χ² / ndf 69.6 / 50
p0 −5.931 ± 70.53
1D pull distribution
Mean −0.007568 ± 0.1636
Std Dev 1.168 ± 0.1157
Underflow 0
Overflow 0
χ² / ndf 0.9981 / 6
Constant 7.79 ± 1.47
Mean −0.2367 ± 0.3781
Sigma 1.615 ± 0.408

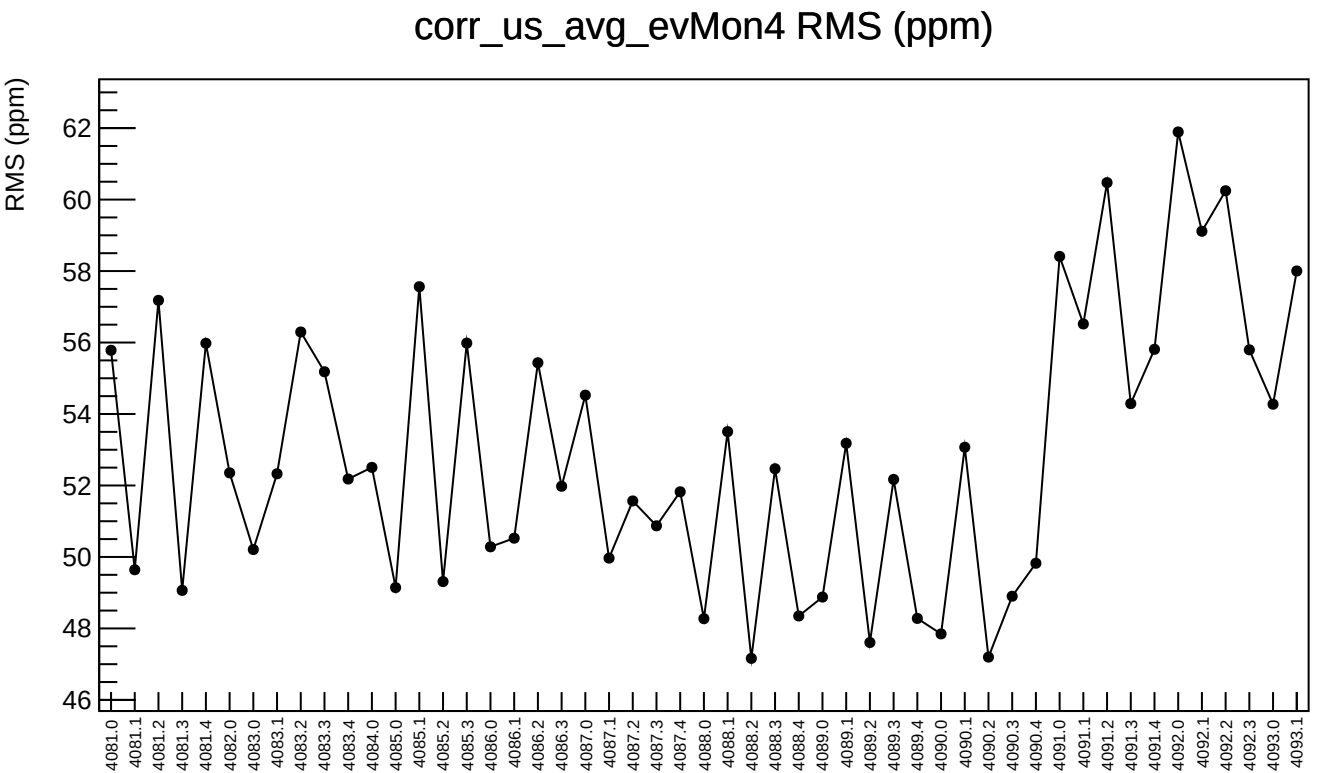
corr_us_avg_evMon4 RMS (ppm)
RMS (ppm)
62
60
58
56
54
52
50
48
46
4081.0
4081.1
4081.2
4081.3
4081.4
4082.0
4083.0
4083.1
4083.2
4083.3
4083.4
4084.0
4085.0
4085.1
4085.2
4085.3
4086.0
4086.1
4086.2
4086.3
4087.0
4087.1
4087.2
4087.3
4087.4
4088.0
4088.1
4088.2
4088.3
4088.4
4089.0
4089.1
4089.2
4089.3
4089.4
4090.0
4090.1
4090.2
4090.3
4090.4
4091.0
4091.1
4091.2
4091.3
4091.4
4092.0
4092.1
4092.2
4092.3
4093.0
4093.1

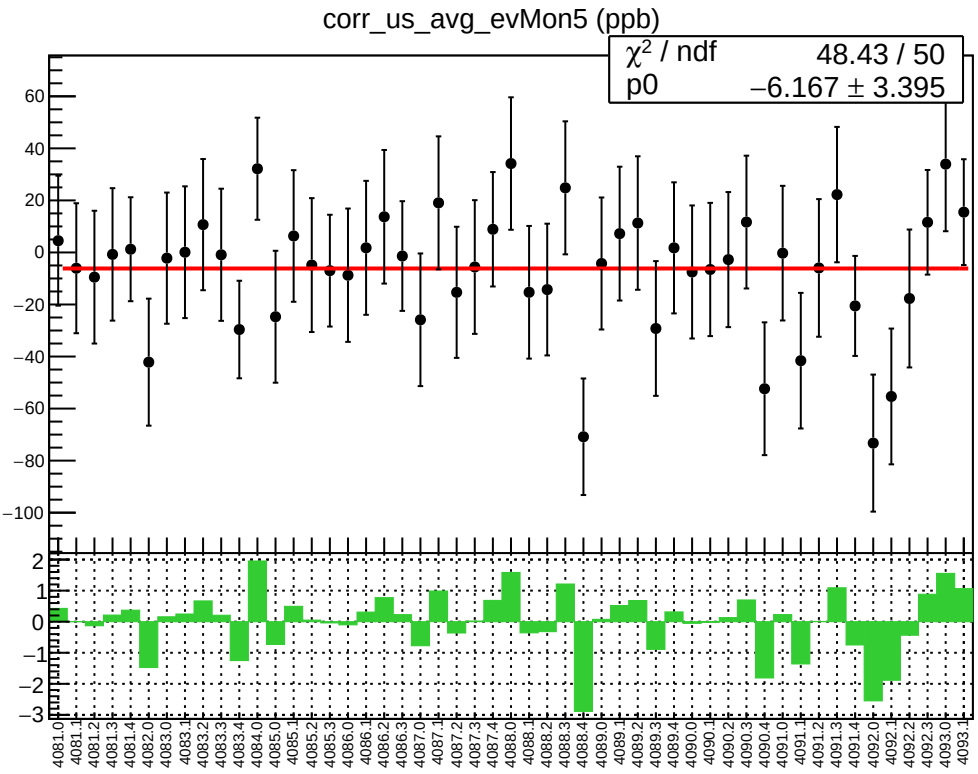
corr_us_avg_evMon5 (ppb)
χ² / ndf 48.43 / 50
p0 −6.167 ± 3.395

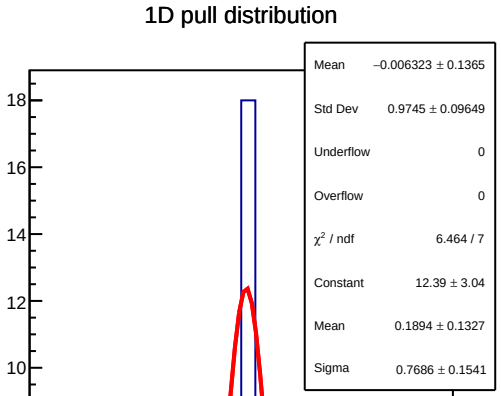
1D pull distribution
Mean −0.006323 ± 0.1365
Std Dev 0.9745 ± 0.09649
Underflow 0
Overflow 0
χ² / ndf 6.464 / 7
Constant 12.39 ± 3.04
Mean 0.1894 ± 0.1327
Sigma 0.7686 ± 0.1541

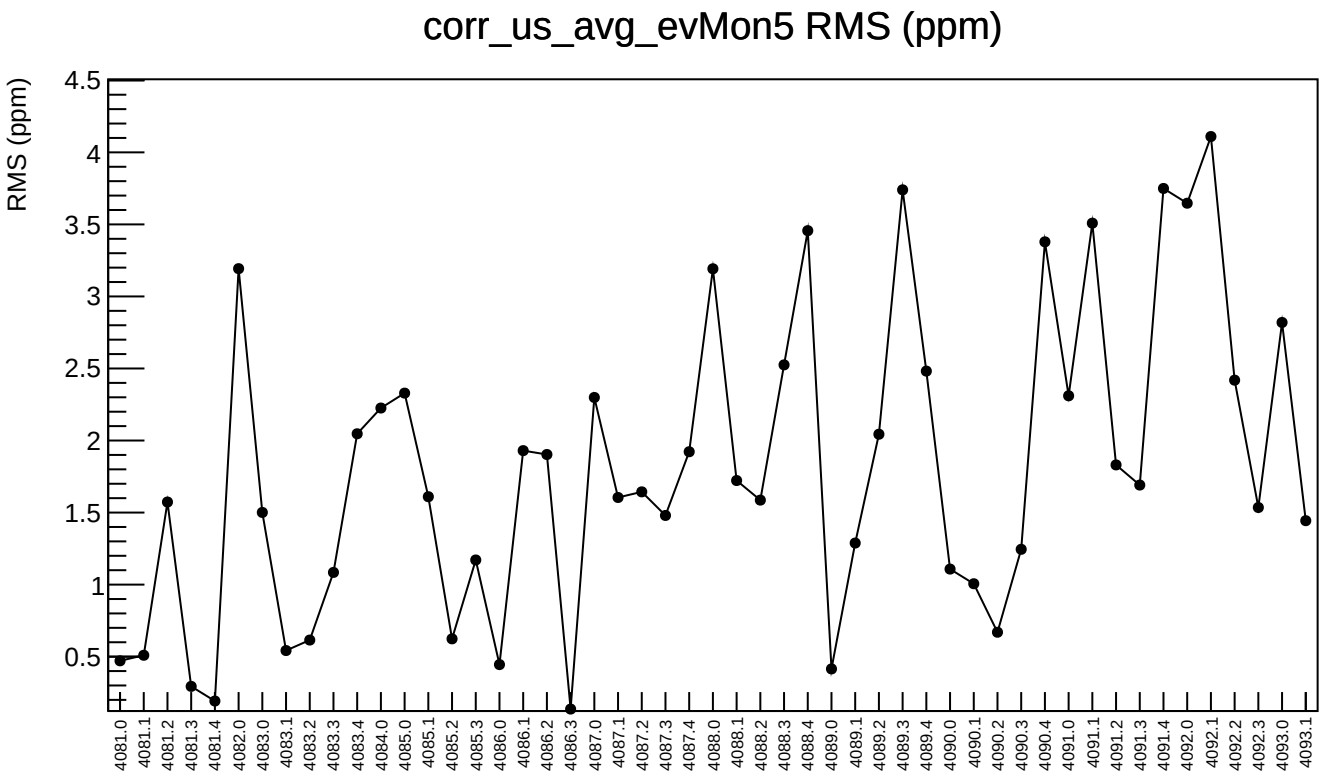
corr_us_avg_evMon5 RMS (ppm)
RMS (ppm)
4.5
4
3.5
3
2.5
2
1.5
1
0.5
4081.0
4081.1
4081.2
4081.3
4081.4
4082.0
4083.0
4083.1
4083.2
4083.3
4083.4
4084.0
4085.0
4085.1
4085.2
4085.3
4086.0
4086.1
4086.2
4086.3
4087.0
4087.1
4087.2
4087.3
4087.4
4088.0
4088.1
4088.2
4088.3
4088.4
4089.0
4089.1
4089.2
4089.3
4089.4
4090.0
4090.1
4090.2
4090.3
4090.4
4091.0
4091.1
4091.2
4091.3
4091.4
4092.0
4092.1
4092.2
4092.3
4093.0
4093.1

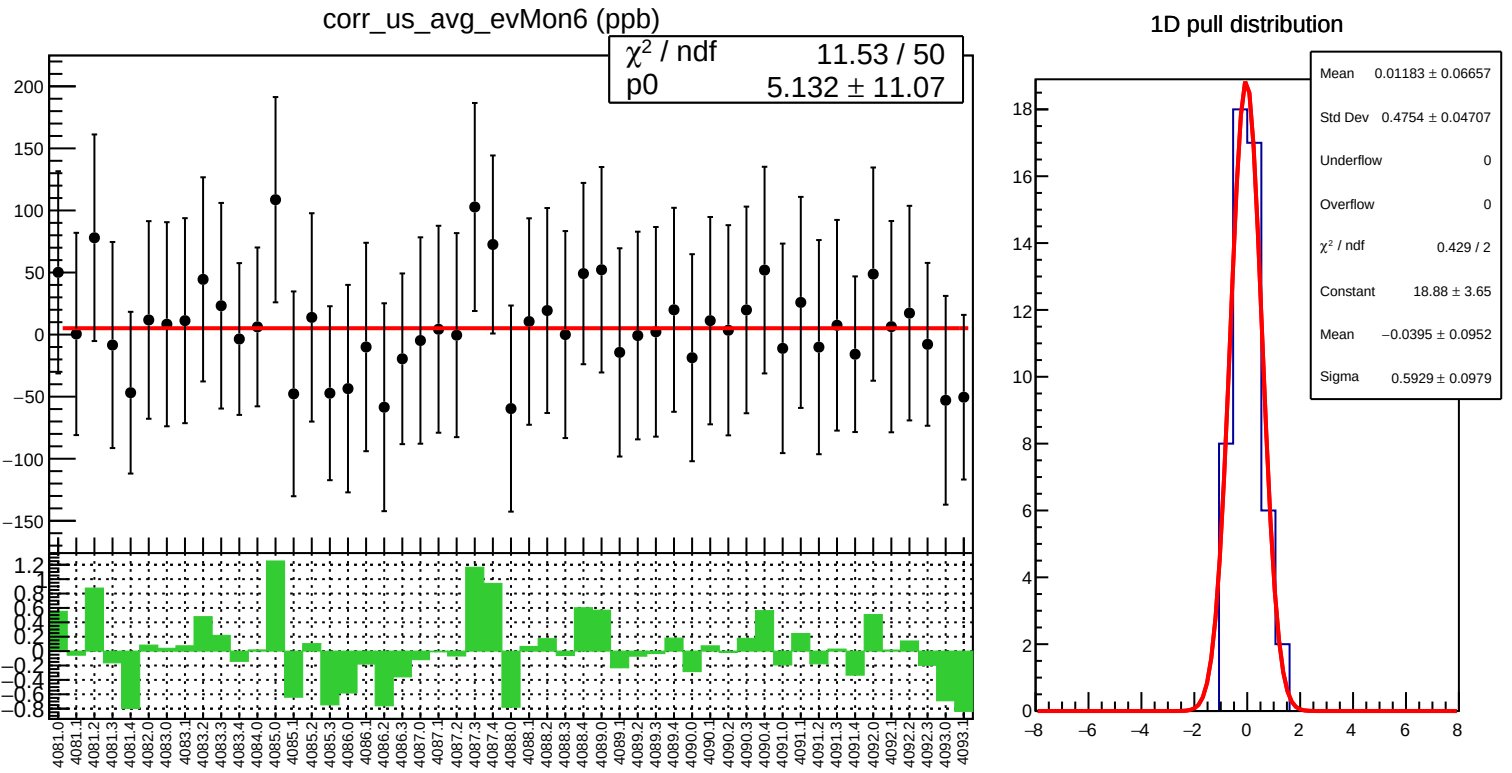
corr_us_avg_evMon6 (ppb)
χ² / ndf 11.53 / 50
p0 5.132 ± 11.07
1D pull distribution
Mean 0.01183 ± 0.06657
Std Dev 0.4754 ± 0.04707
Underflow 0
Overflow 0
χ² / ndf 0.429 / 2
Constant 18.88 ± 3.65
Mean −0.0395 ± 0.0952
Sigma 0.5929 ± 0.0979

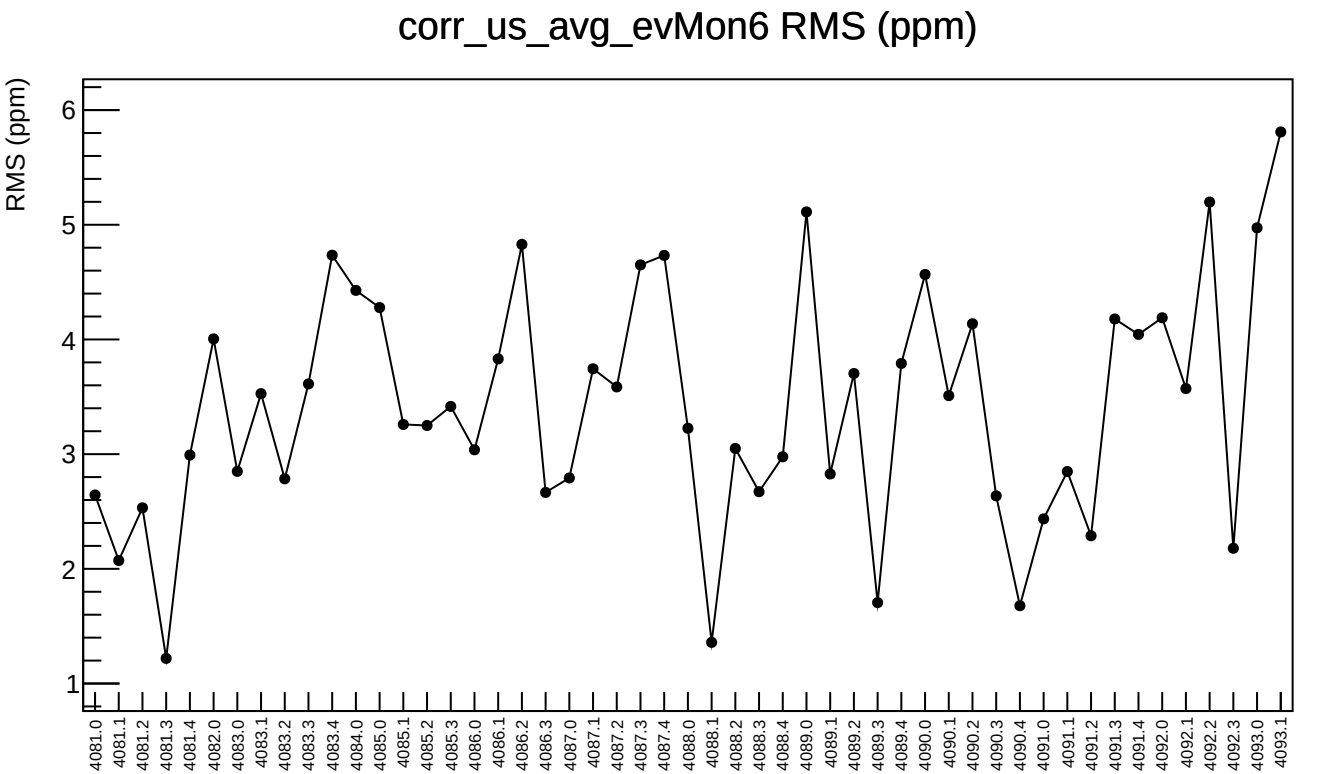
corr_us_avg_evMon6 RMS (ppm)
RMS (ppm)
1
2
3
4
5
6
4081.0
4081.1
4081.2
4081.3
4081.4
4082.0
4083.0
4083.1
4083.2
4083.3
4083.4
4084.0
4085.0
4085.1
4085.2
4085.3
4086.0
4086.1
4086.2
4086.3
4087.0
4087.1
4087.2
4087.3
4087.4
4088.0
4088.1
4088.2
4088.3
4088.4
4089.0
4089.1
4089.2
4089.3
4089.4
4090.0
4090.1
4090.2
4090.3
4090.4
4091.0
4091.1
4091.2
4091.3
4091.4
4092.0
4092.1
4092.2
4092.3
4093.0
4093.1

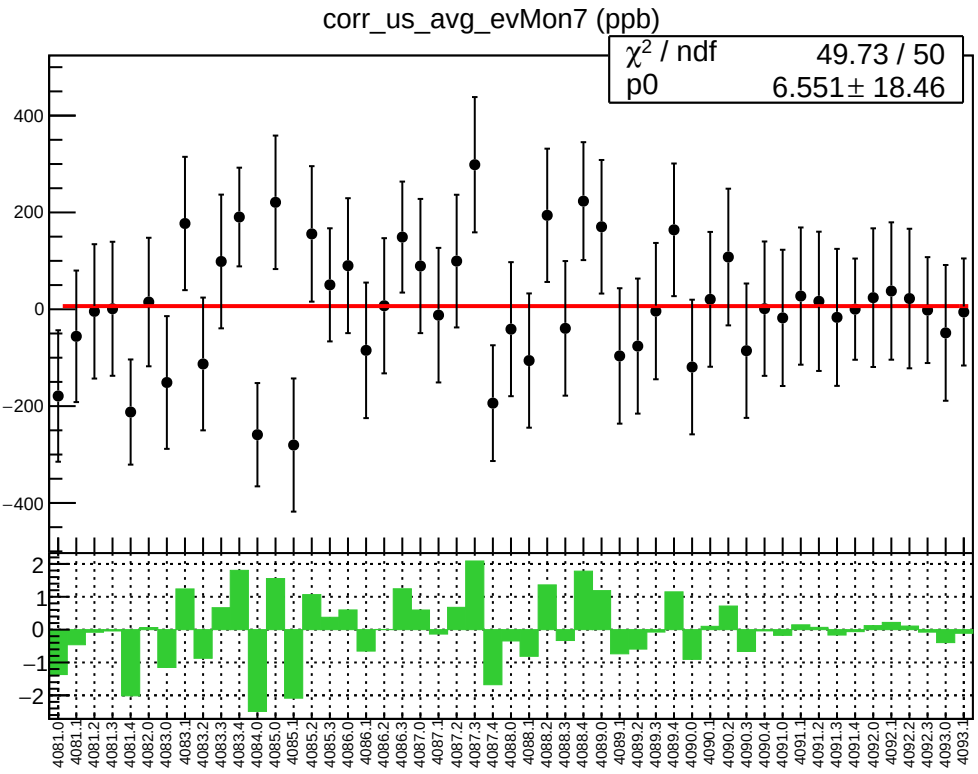
corr_us_avg_evMon7 (ppb)
χ² / ndf 49.73 / 50
p0 6.551 ± 18.46
400
200
0
−200
−400
2
1
0
−1
−2
4081.0
4081.1
4081.2
4081.3
4081.4
4082.0
4083.0
4083.1
4083.2
4083.3
4083.4
4084.0
4085.0
4085.1
4085.2
4085.3
4086.0
4086.1
4086.2
4086.3
4087.0
4087.1
4087.2
4087.3
4087.4
4088.0
4088.1
4088.2
4088.3
4088.4
4089.0
4089.1
4089.2
4089.3
4089.4
4090.0
4090.1
4090.2
4090.3
4090.4
4091.0
4091.1
4091.2
4091.3
4091.4
4092.0
4092.1
4092.2
4092.3
4093.0
4093.1

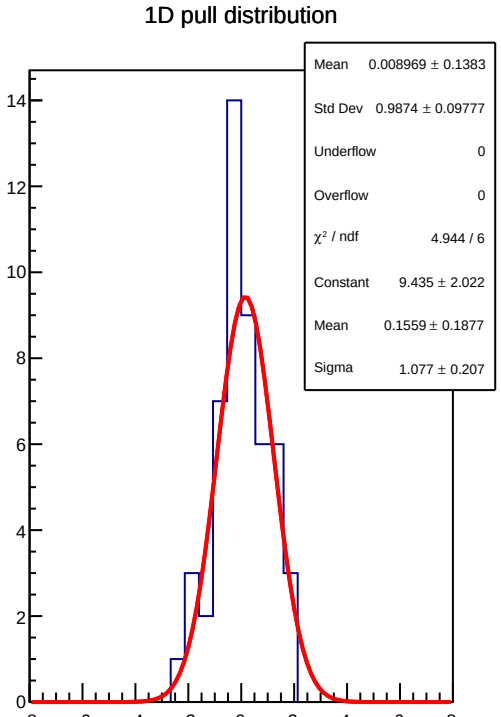
1D pull distribution
Mean 0.008969 ± 0.1383
Std Dev 0.9874 ± 0.09777
Underflow 0
Overflow 0
χ² / ndf 4.944 / 6
Constant 9.435 ± 2.022
Mean 0.1559 ± 0.1877
Sigma 1.077 ± 0.207
14
12
10
8
6
4
2
0
−8
−6
−4
−2
0
2
4
6
8

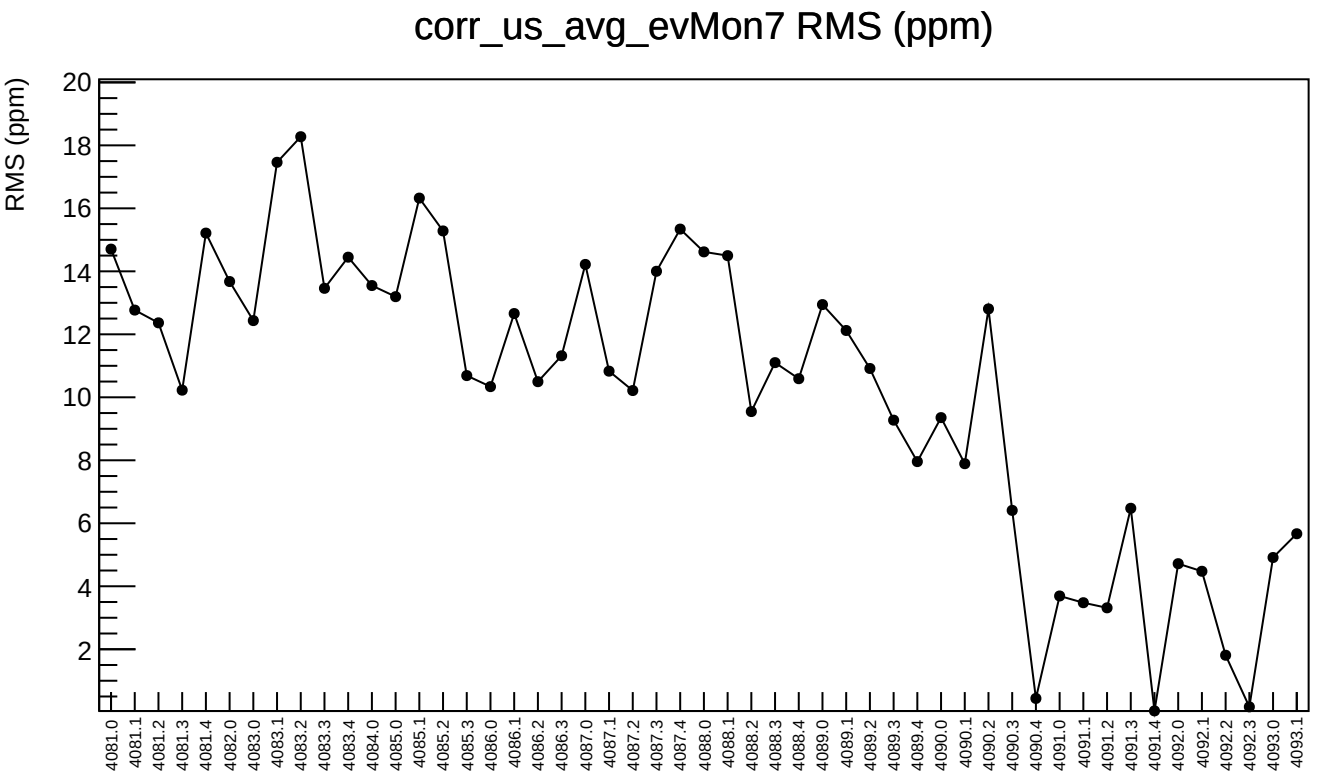
corr_us_avg_evMon7 RMS (ppm)
RMS (ppm)
20
18
16
14
12
10
8
6
4
2
4081.0
4081.1
4081.2
4081.3
4081.4
4082.0
4083.0
4083.1
4083.2
4083.3
4083.4
4084.0
4085.0
4085.1
4085.2
4085.3
4086.0
4086.1
4086.2
4086.3
4087.0
4087.1
4087.2
4087.3
4087.4
4088.0
4088.1
4088.2
4088.3
4088.4
4089.0
4089.1
4089.2
4089.3
4089.4
4090.0
4090.1
4090.2
4090.3
4090.4
4091.0
4091.1
4091.2
4091.3
4091.4
4092.0
4092.1
4092.2
4092.3
4093.0
4093.1

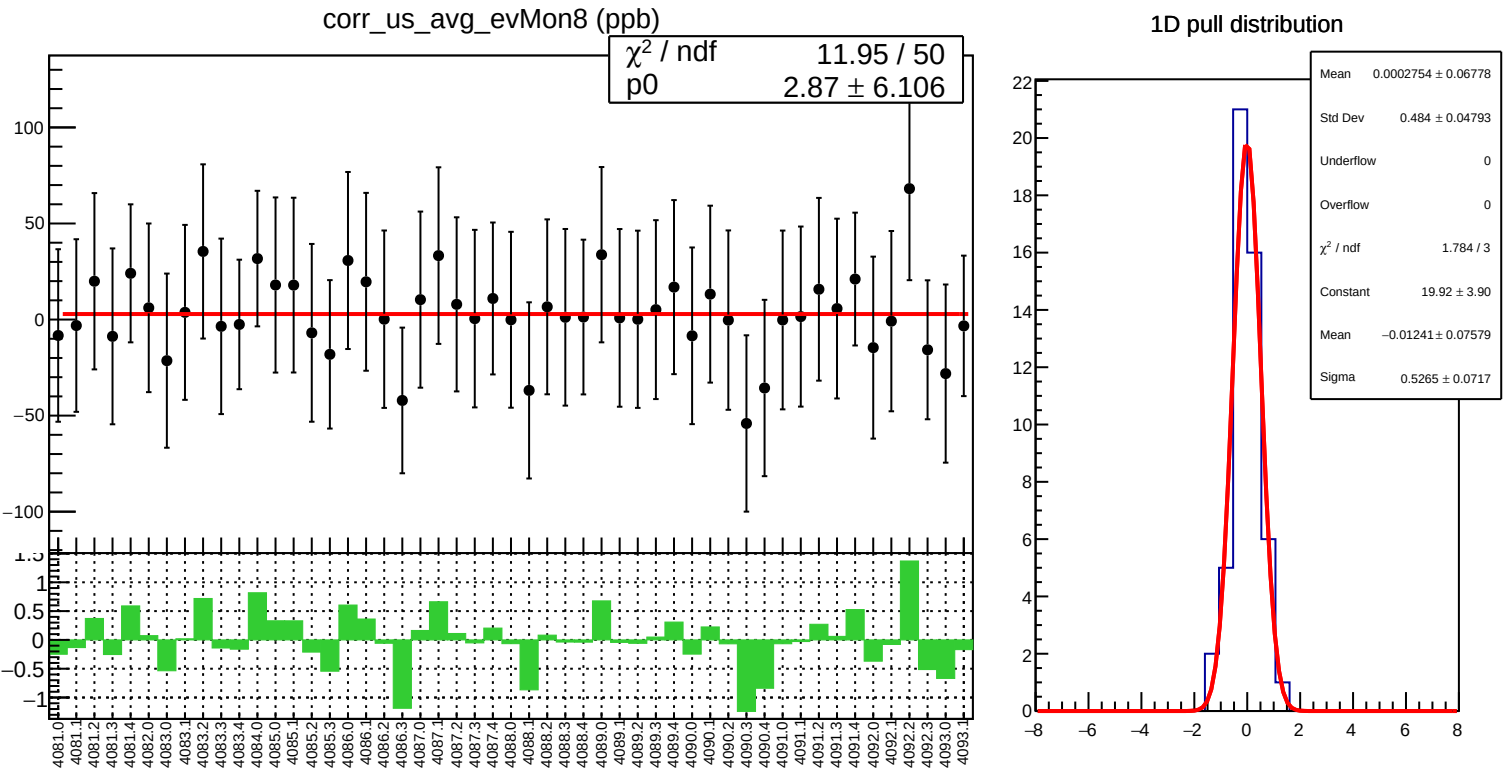
corr_us_avg_evMon8 (ppb)
χ² / ndf 11.95 / 50
p0 2.87 ± 6.106
1D pull distribution
Mean 0.0002754 ± 0.06778
Std Dev 0.484 ± 0.04793
Underflow 0
Overflow 0
χ² / ndf 1.784 / 3
Constant 19.92 ± 3.90
Mean −0.01241 ± 0.07579
Sigma 0.5265 ± 0.0717

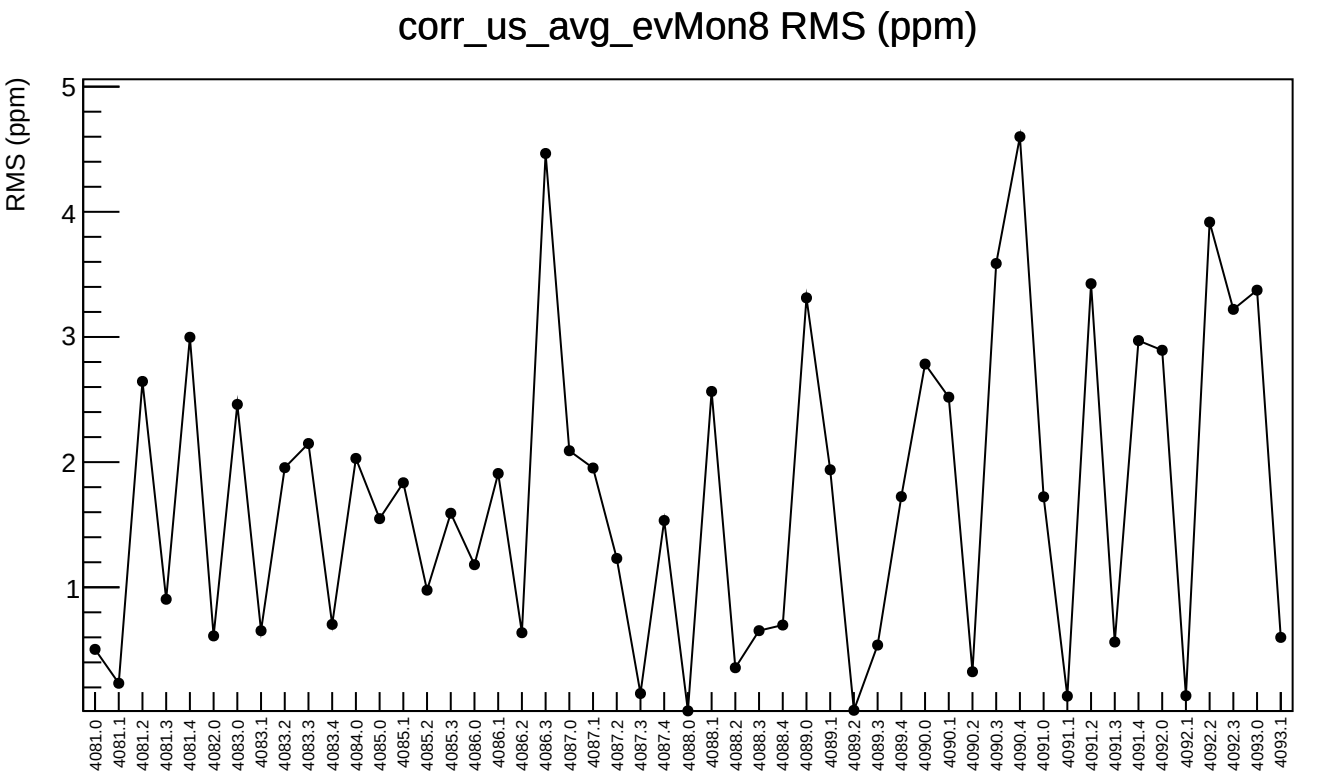
corr_us_avg_evMon8 RMS (ppm)
RMS (ppm)
5
4
3
2
1
4081.0
4081.1
4081.2
4081.3
4081.4
4082.0
4083.0
4083.1
4083.2
4083.3
4083.4
4084.0
4085.0
4085.1
4085.2
4085.3
4086.0
4086.1
4086.2
4086.3
4087.0
4087.1
4087.2
4087.3
4087.4
4088.0
4088.1
4088.2
4088.3
4088.4
4089.0
4089.1
4089.2
4089.3
4089.4
4090.0
4090.1
4090.2
4090.3
4090.4
4091.0
4091.1
4091.2
4091.3
4091.4
4092.0
4092.1
4092.2
4092.3
4093.0
4093.1

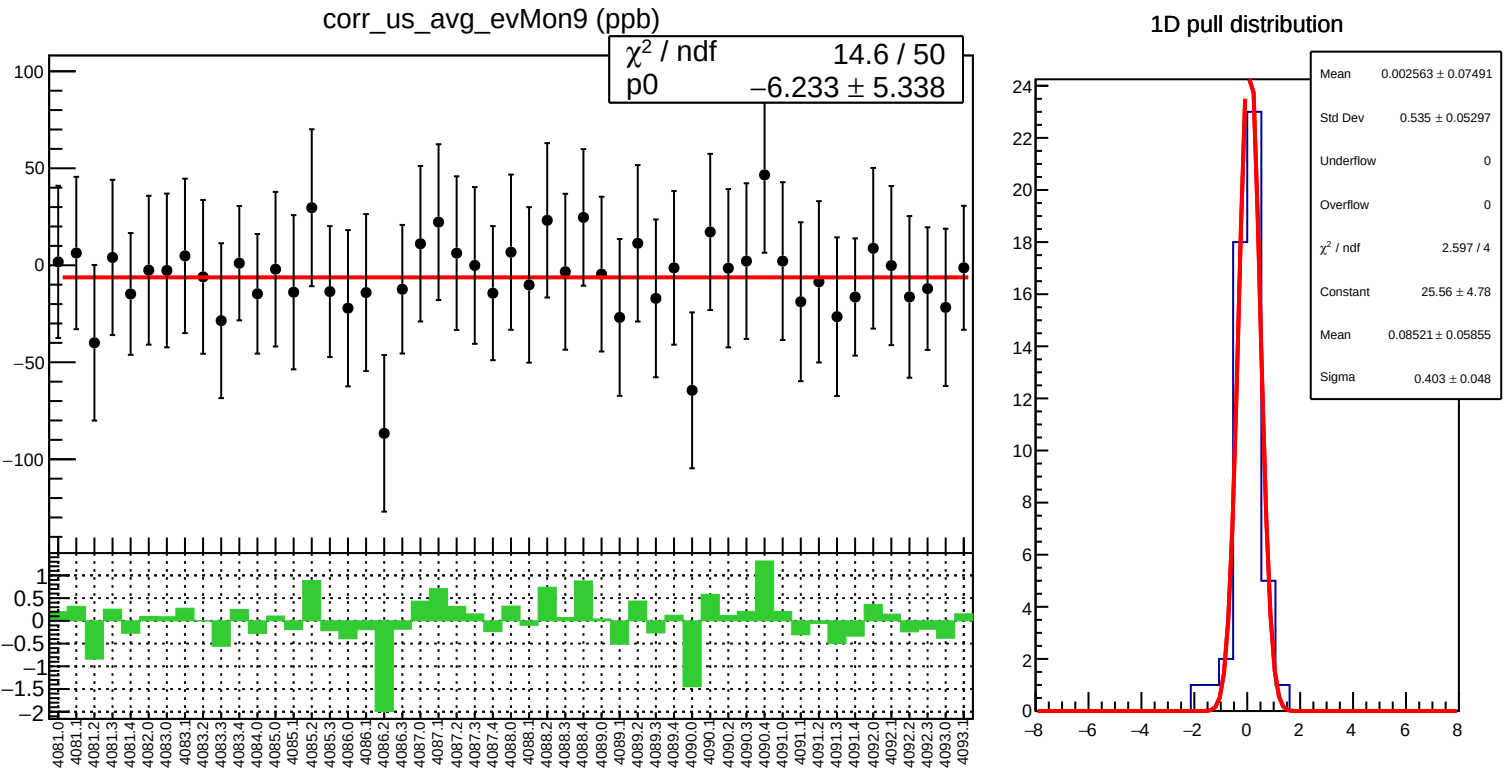
corr_us_avg_evMon9 (ppb)
χ² / ndf 14.6 / 50
p0 −6.233 ± 5.338
1D pull distribution
Mean 0.002563 ± 0.07491
Std Dev 0.535 ± 0.05297
Underflow 0
Overflow 0
χ² / ndf 2.597 / 4
Constant 25.56 ± 4.78
Mean 0.08521 ± 0.05855
Sigma 0.403 ± 0.048

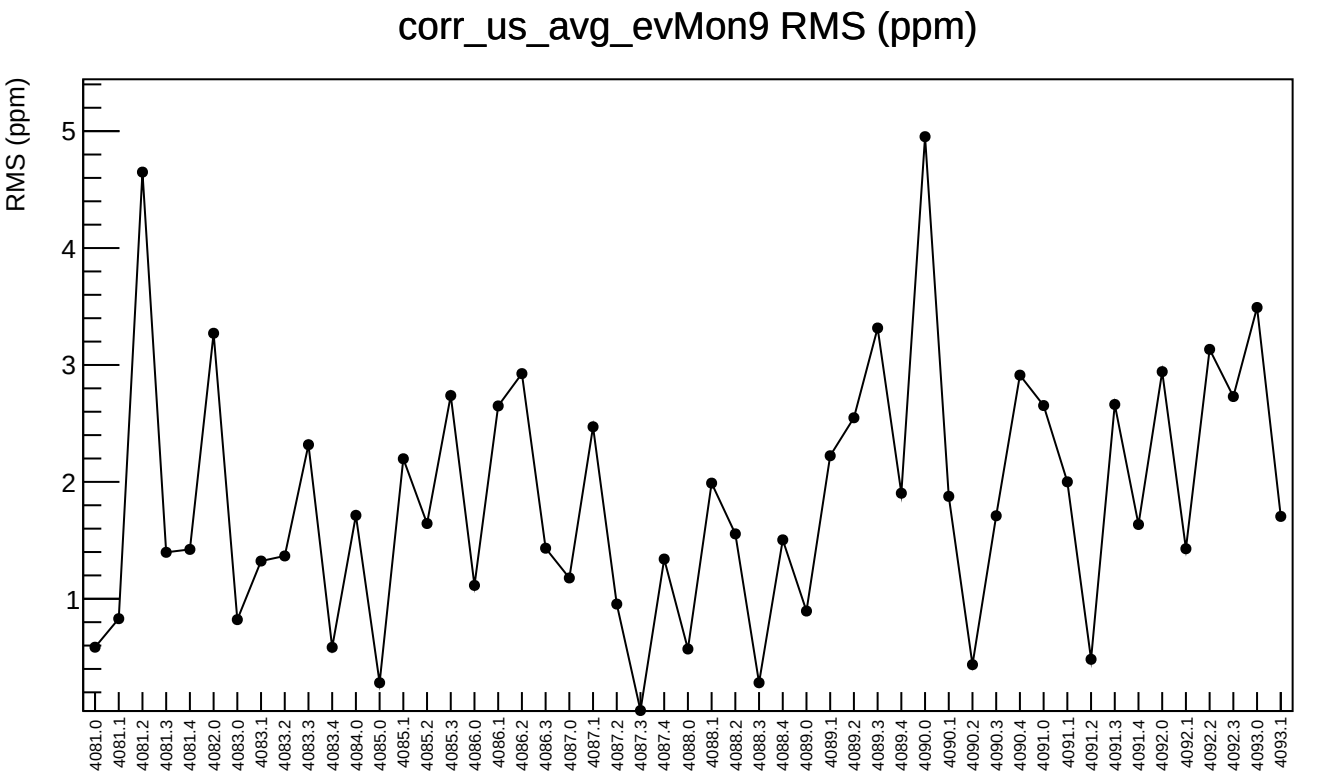
corr_us_avg_evMon9 RMS (ppm)
RMS (ppm)
1
2
3
4
5
4081.0
4081.1
4081.2
4081.3
4081.4
4082.0
4083.0
4083.1
4083.2
4083.3
4083.4
4084.0
4085.0
4085.1
4085.2
4085.3
4086.0
4086.1
4086.2
4086.3
4087.0
4087.1
4087.2
4087.3
4087.4
4088.0
4088.1
4088.2
4088.3
4088.4
4089.0
4089.1
4089.2
4089.3
4089.4
4090.0
4090.1
4090.2
4090.3
4090.4
4091.0
4091.1
4091.2
4091.3
4091.4
4092.0
4092.1
4092.2
4092.3
4093.0
4093.1

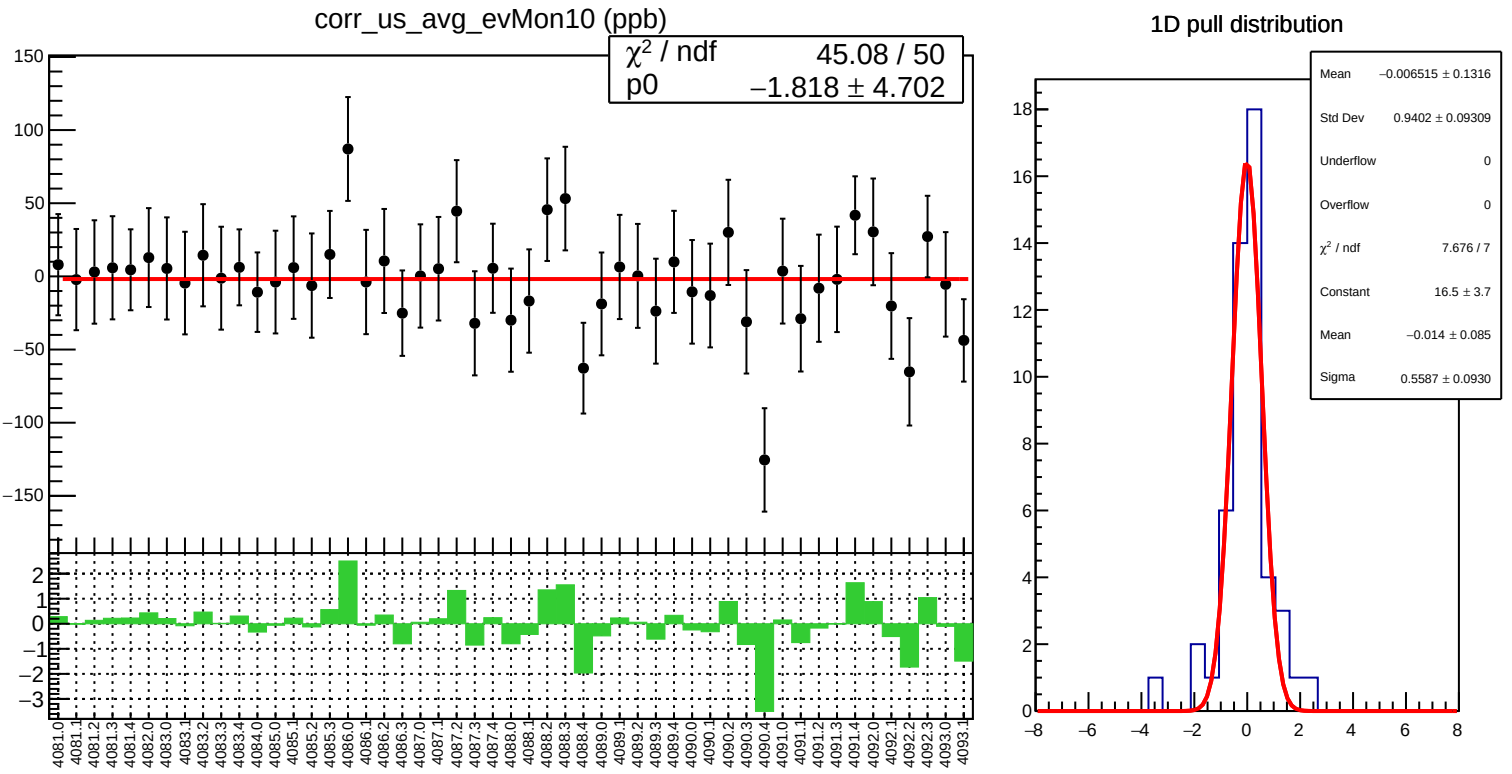
corr_us_avg_evMon10 (ppb)
χ² / ndf 45.08 / 50
p0 −1.818 ± 4.702
1D pull distribution
Mean −0.006515 ± 0.1316
Std Dev 0.9402 ± 0.09309
Underflow 0
Overflow 0
χ² / ndf 7.676 / 7
Constant 16.5 ± 3.7
Mean −0.014 ± 0.085
Sigma 0.5587 ± 0.0930

corr_us_avg_evMon10 RMS (ppm)

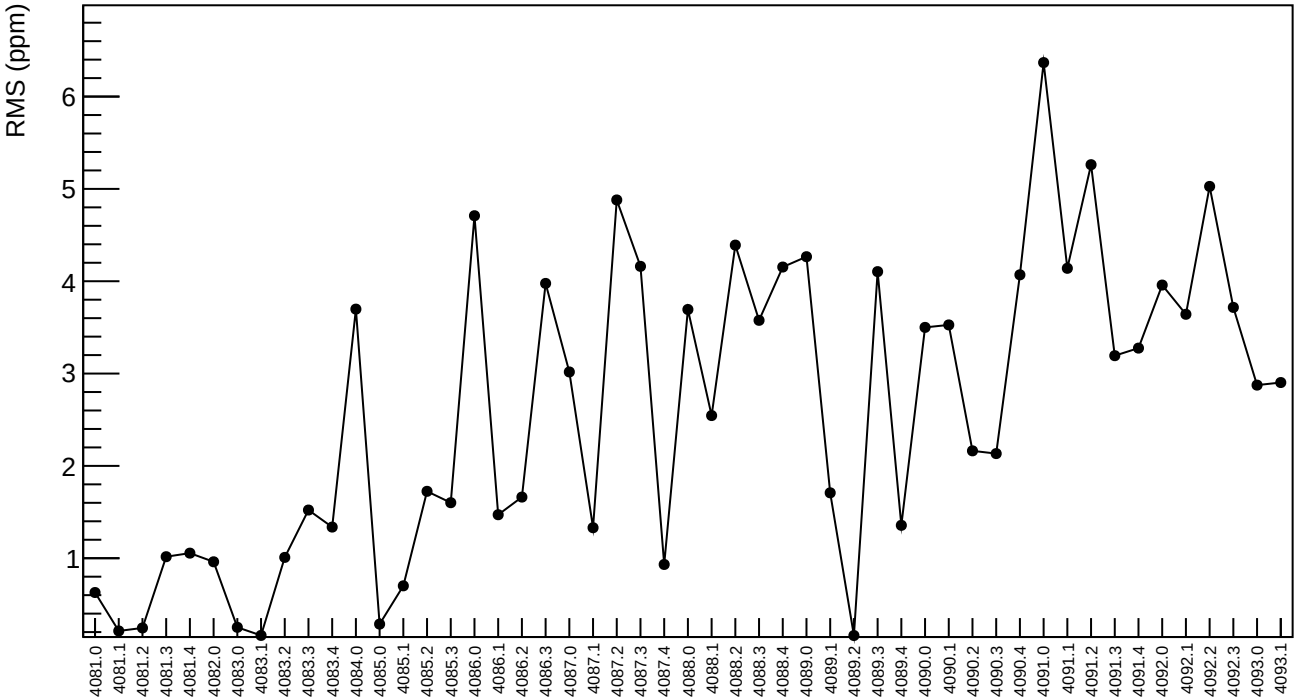

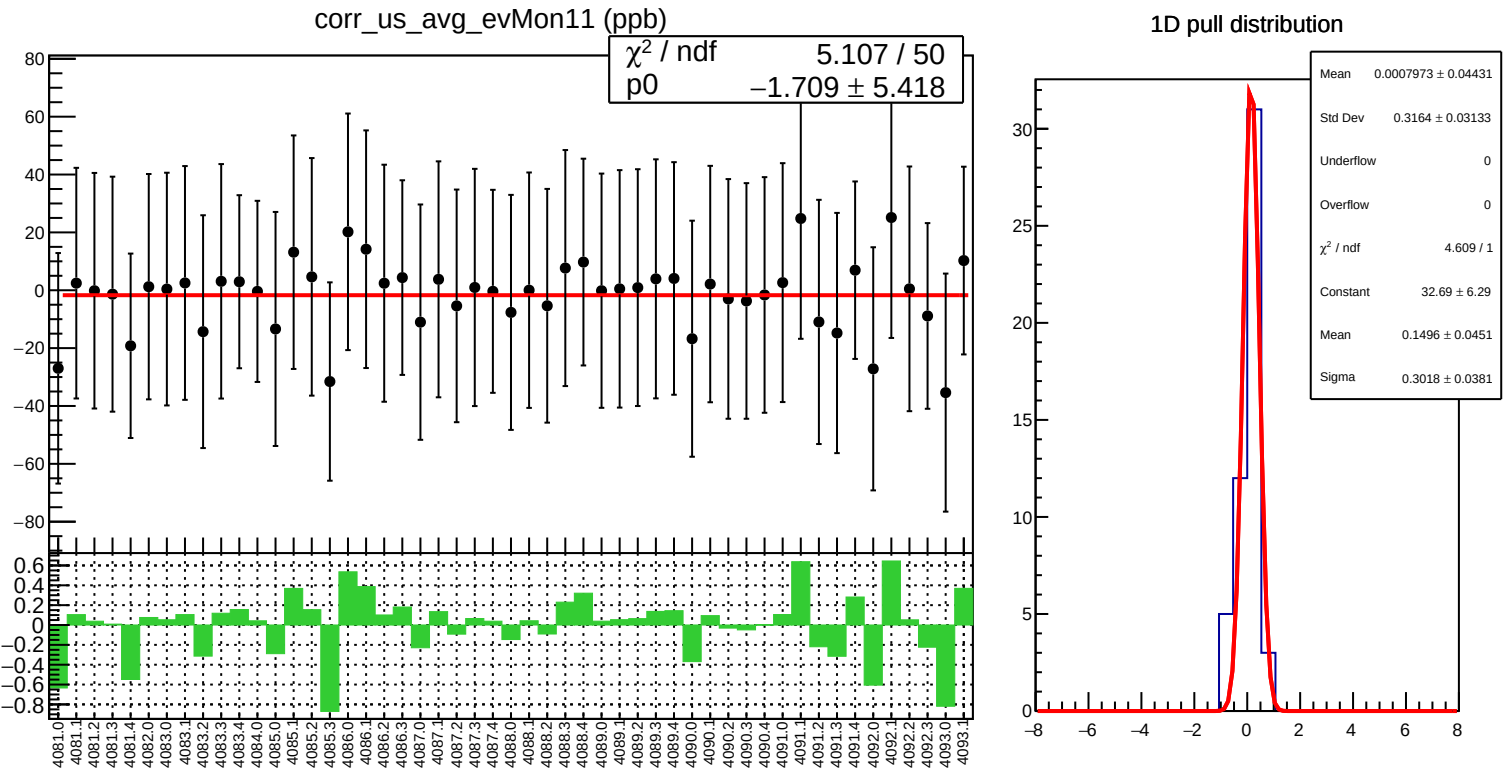
corr_us_avg_evMon11 (ppb)
χ² / ndf 5.107 / 50
p0 −1.709 ± 5.418
1D pull distribution
Mean 0.0007973 ± 0.04431
Std Dev 0.3164 ± 0.03133
Underflow 0
Overflow 0
χ² / ndf 4.609 / 1
Constant 32.69 ± 6.29
Mean 0.1496 ± 0.0451
Sigma 0.3018 ± 0.0381

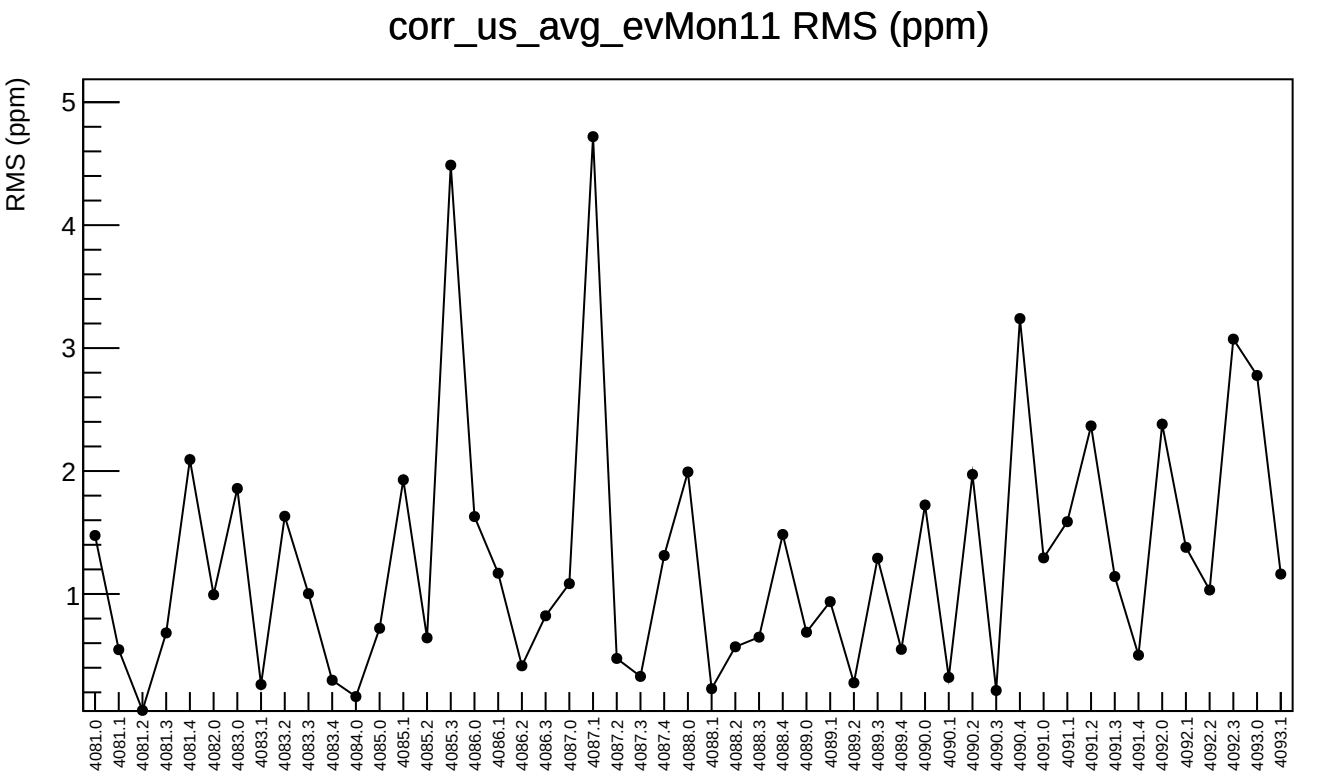
corr_us_avg_evMon11 RMS (ppm)
RMS (ppm)
5
4
3
2
1
4081.0
4081.1
4081.2
4081.3
4081.4
4082.0
4083.0
4083.1
4083.2
4083.3
4083.4
4084.0
4085.0
4085.1
4085.2
4085.3
4086.0
4086.1
4086.2
4086.3
4087.0
4087.1
4087.2
4087.3
4087.4
4088.0
4088.1
4088.2
4088.3
4088.4
4089.0
4089.1
4089.2
4089.3
4089.4
4090.0
4090.1
4090.2
4090.3
4090.4
4091.0
4091.1
4091.2
4091.3
4091.4
4092.0
4092.1
4092.2
4092.3
4093.0
4093.1

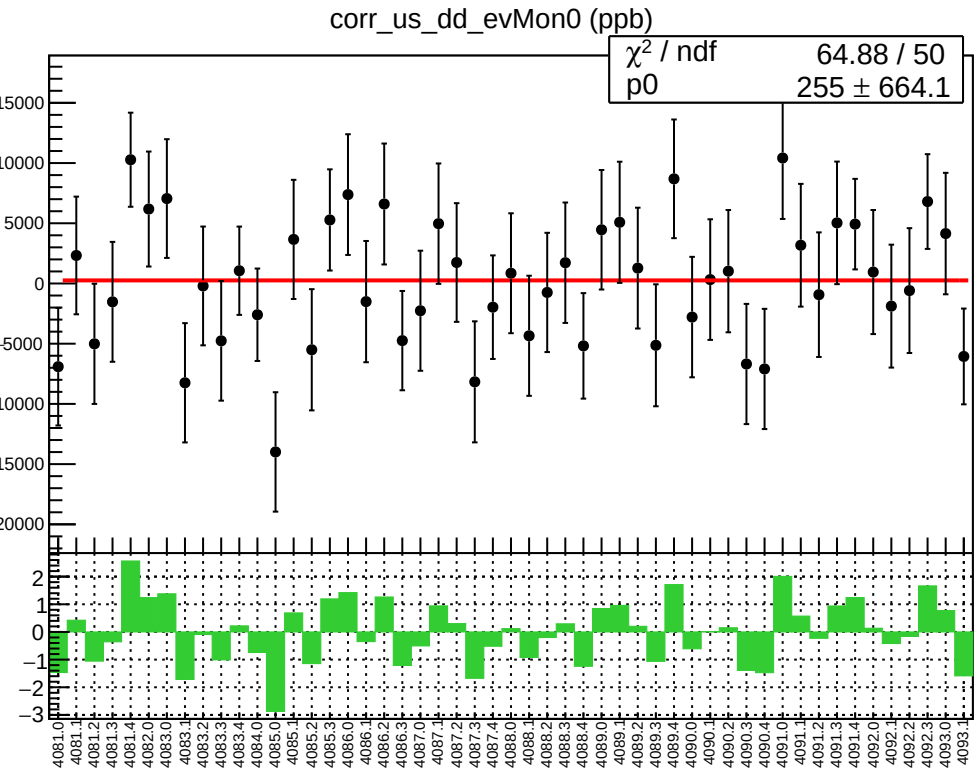
corr_us_dd_evMon0 (ppb)
χ² / ndf 64.88 / 50
p0 255 ± 664.1

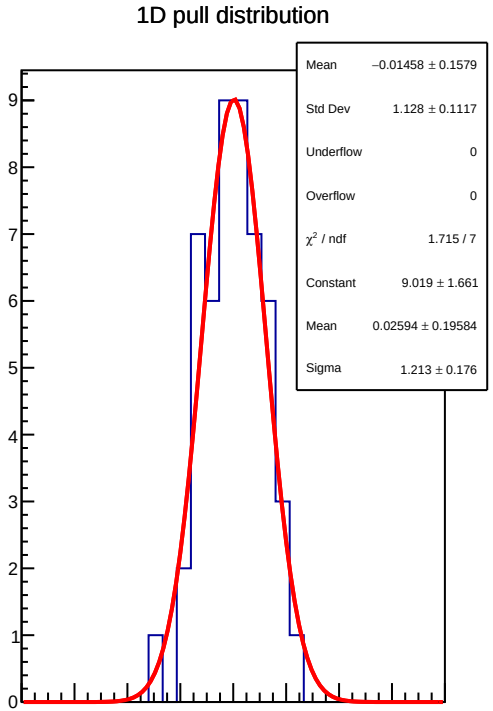
1D pull distribution
Mean −0.01458 ± 0.1579
Std Dev 1.128 ± 0.1117
Underflow 0
Overflow 0
χ² / ndf 1.715 / 7
Constant 9.019 ± 1.661
Mean 0.02594 ± 0.19584
Sigma 1.213 ± 0.176

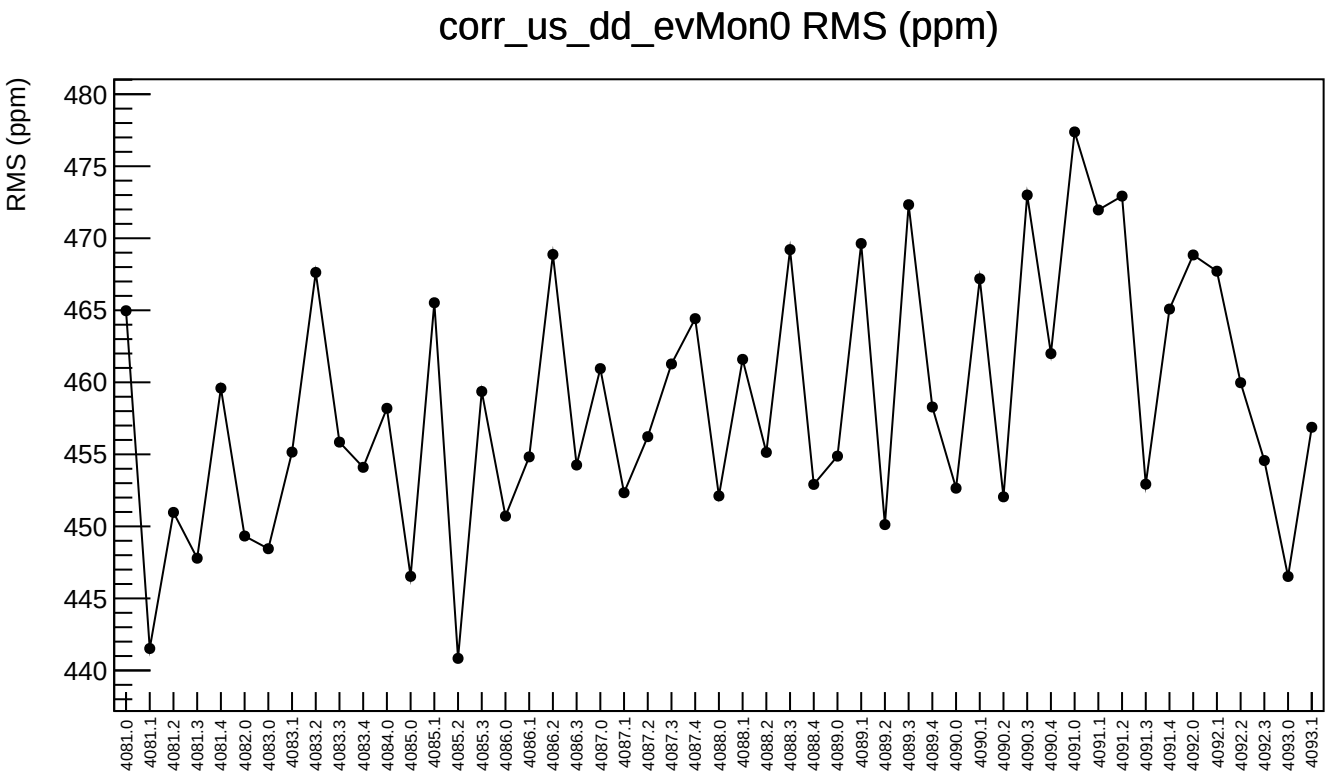
corr_us_dd_evMon0 RMS (ppm)
RMS (ppm)
480
475
470
465
460
455
450
445
440
4081.0
4081.1
4081.2
4081.3
4081.4
4082.0
4083.0
4083.1
4083.2
4083.3
4083.4
4084.0
4085.0
4085.1
4085.2
4085.3
4086.0
4086.1
4086.2
4086.3
4087.0
4087.1
4087.2
4087.3
4087.4
4088.0
4088.1
4088.2
4088.3
4088.4
4089.0
4089.1
4089.2
4089.3
4089.4
4090.0
4090.1
4090.2
4090.3
4090.4
4091.0
4091.1
4091.2
4091.3
4091.4
4092.0
4092.1
4092.2
4092.3
4093.0
4093.1

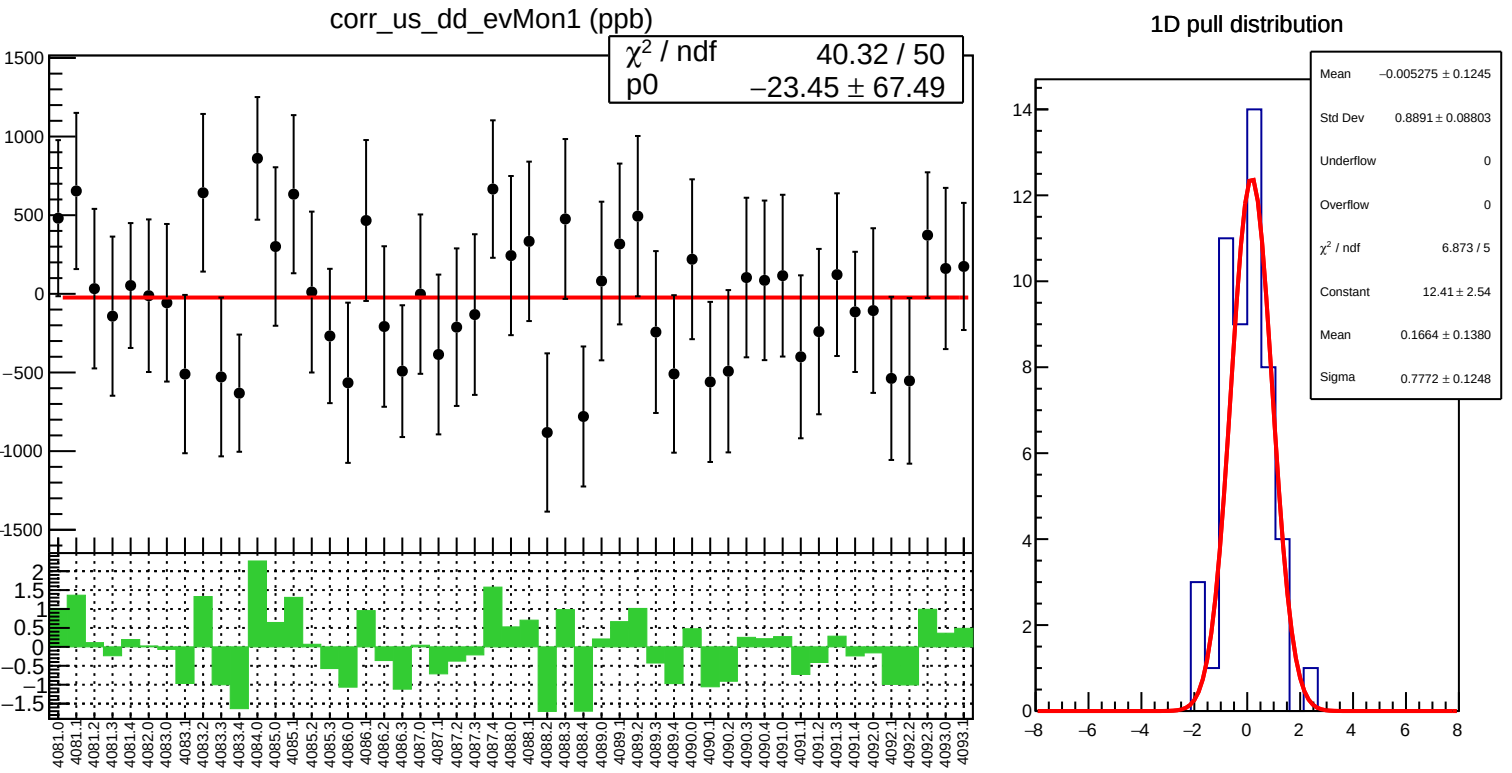
corr_us_dd_evMon1 (ppb)
χ² / ndf 40.32 / 50
p0 −23.45 ± 67.49
1D pull distribution
Mean −0.005275 ± 0.1245
Std Dev 0.8891 ± 0.08803
Underflow 0
Overflow 0
χ² / ndf 6.873 / 5
Constant 12.41 ± 2.54
Mean 0.1664 ± 0.1380
Sigma 0.7772 ± 0.1248

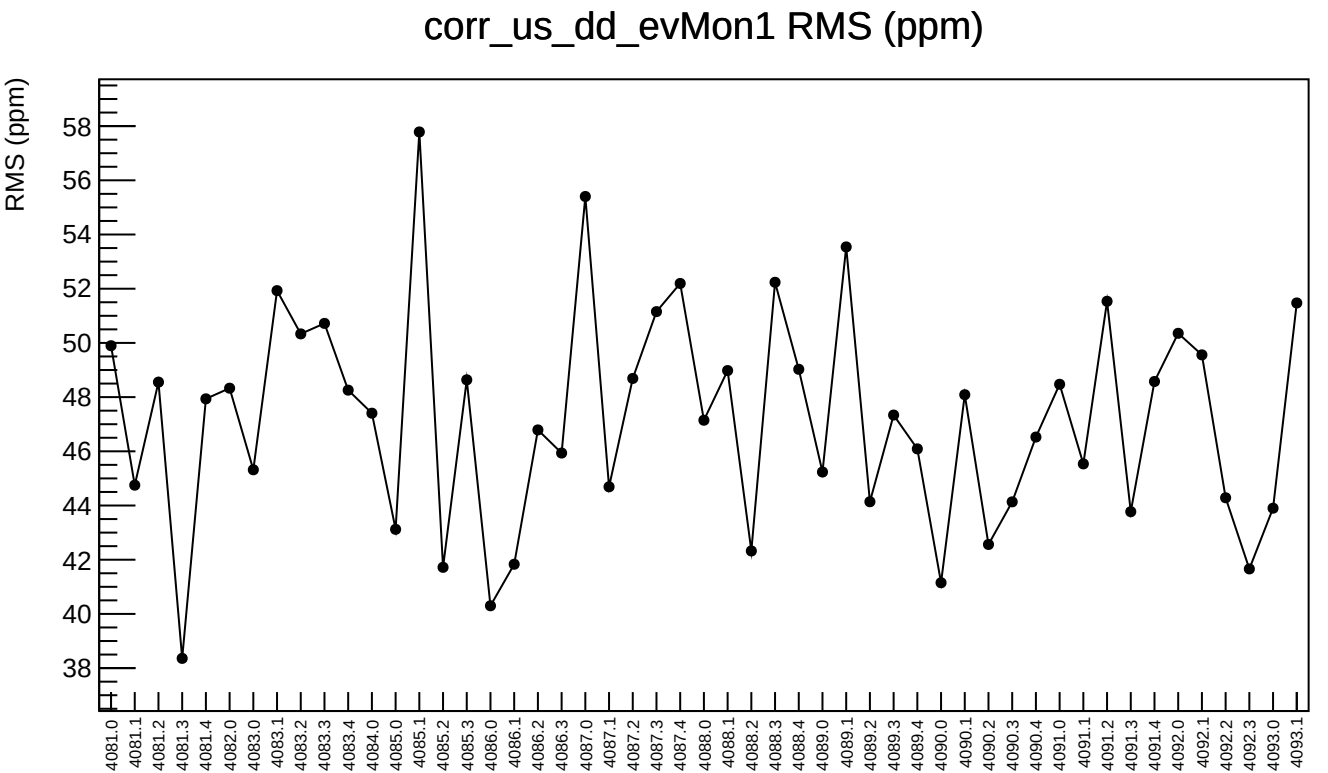
corr_us_dd_evMon1 RMS (ppm)
RMS (ppm)
58
56
54
52
50
48
46
44
42
40
38
4081.0
4081.1
4081.2
4081.3
4081.4
4082.0
4083.0
4083.1
4083.2
4083.3
4083.4
4084.0
4085.0
4085.1
4085.2
4085.3
4086.0
4086.1
4086.2
4086.3
4087.0
4087.1
4087.2
4087.3
4087.4
4088.0
4088.1
4088.2
4088.3
4088.4
4089.0
4089.1
4089.2
4089.3
4089.4
4090.0
4090.1
4090.2
4090.3
4090.4
4091.0
4091.1
4091.2
4091.3
4091.4
4092.0
4092.1
4092.2
4092.3
4093.0
4093.1

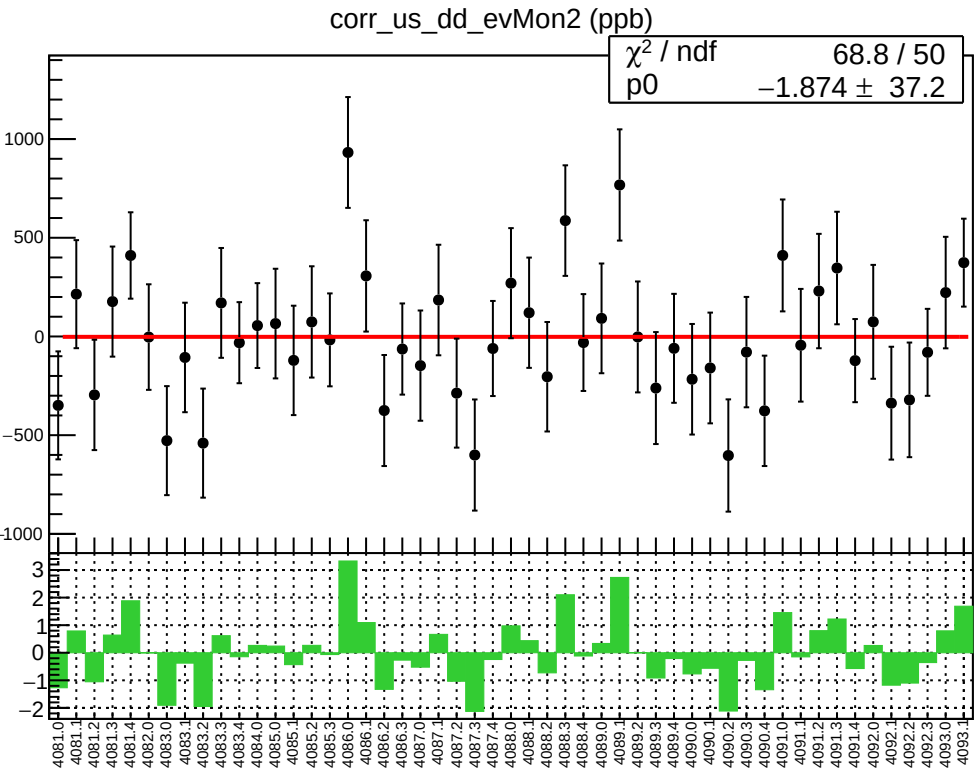
corr_us_dd_evMon2 (ppb)
χ² / ndf 68.8 / 50
p0 −1.874 ± 37.2
1000
500
0
−500
−1000
3
2
1
0
−1
−2
4081.0
4081.1
4081.2
4081.3
4081.4
4082.0
4083.0
4083.1
4083.2
4083.3
4083.4
4084.0
4085.0
4085.1
4085.2
4085.3
4086.0
4086.1
4086.2
4086.3
4087.0
4087.1
4087.2
4087.3
4087.4
4088.0
4088.1
4088.2
4088.3
4088.4
4089.0
4089.1
4089.2
4089.3
4089.4
4090.0
4090.1
4090.2
4090.3
4090.4
4091.0
4091.1
4091.2
4091.3
4091.4
4092.0
4092.1
4092.2
4092.3
4093.0
4093.1

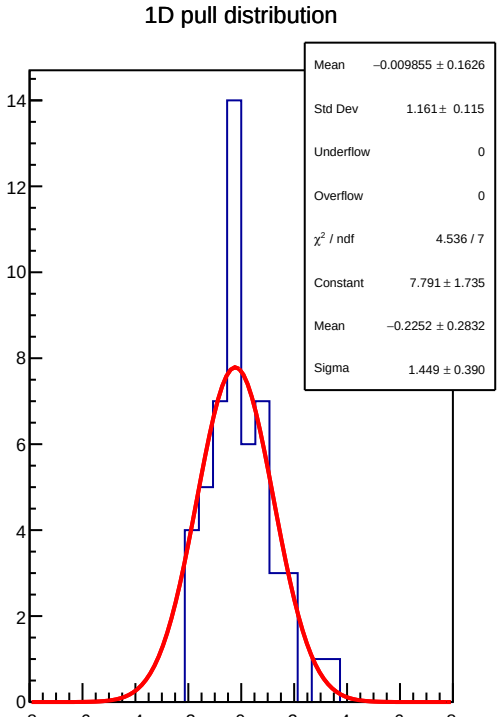
1D pull distribution
Mean −0.009855 ± 0.1626
Std Dev 1.161 ± 0.115
Underflow 0
Overflow 0
χ² / ndf 4.536 / 7
Constant 7.791 ± 1.735
Mean −0.2252 ± 0.2832
Sigma 1.449 ± 0.390
14
12
10
8
6
4
2
0
−8
−6
−4
−2
0
2
4
6
8

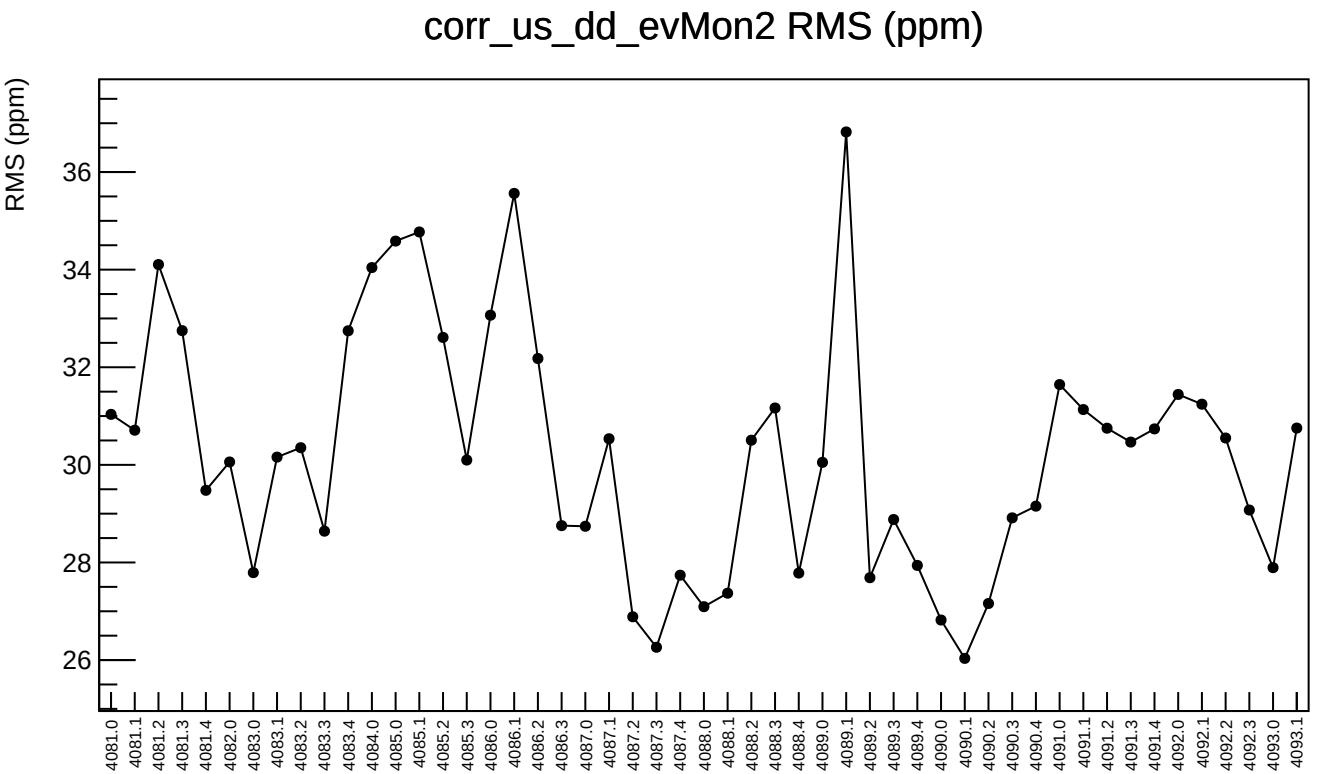
corr_us_dd_evMon2 RMS (ppm)
RMS (ppm)
36
34
32
30
28
26
4081.0
4081.1
4081.2
4081.3
4081.4
4082.0
4083.0
4083.1
4083.2
4083.3
4083.4
4084.0
4085.0
4085.1
4085.2
4085.3
4086.0
4086.1
4086.2
4086.3
4087.0
4087.1
4087.2
4087.3
4087.4
4088.0
4088.1
4088.2
4088.3
4088.4
4089.0
4089.1
4089.2
4089.3
4089.4
4090.0
4090.1
4090.2
4090.3
4090.4
4091.0
4091.1
4091.2
4091.3
4091.4
4092.0
4092.1
4092.2
4092.3
4093.0
4093.1

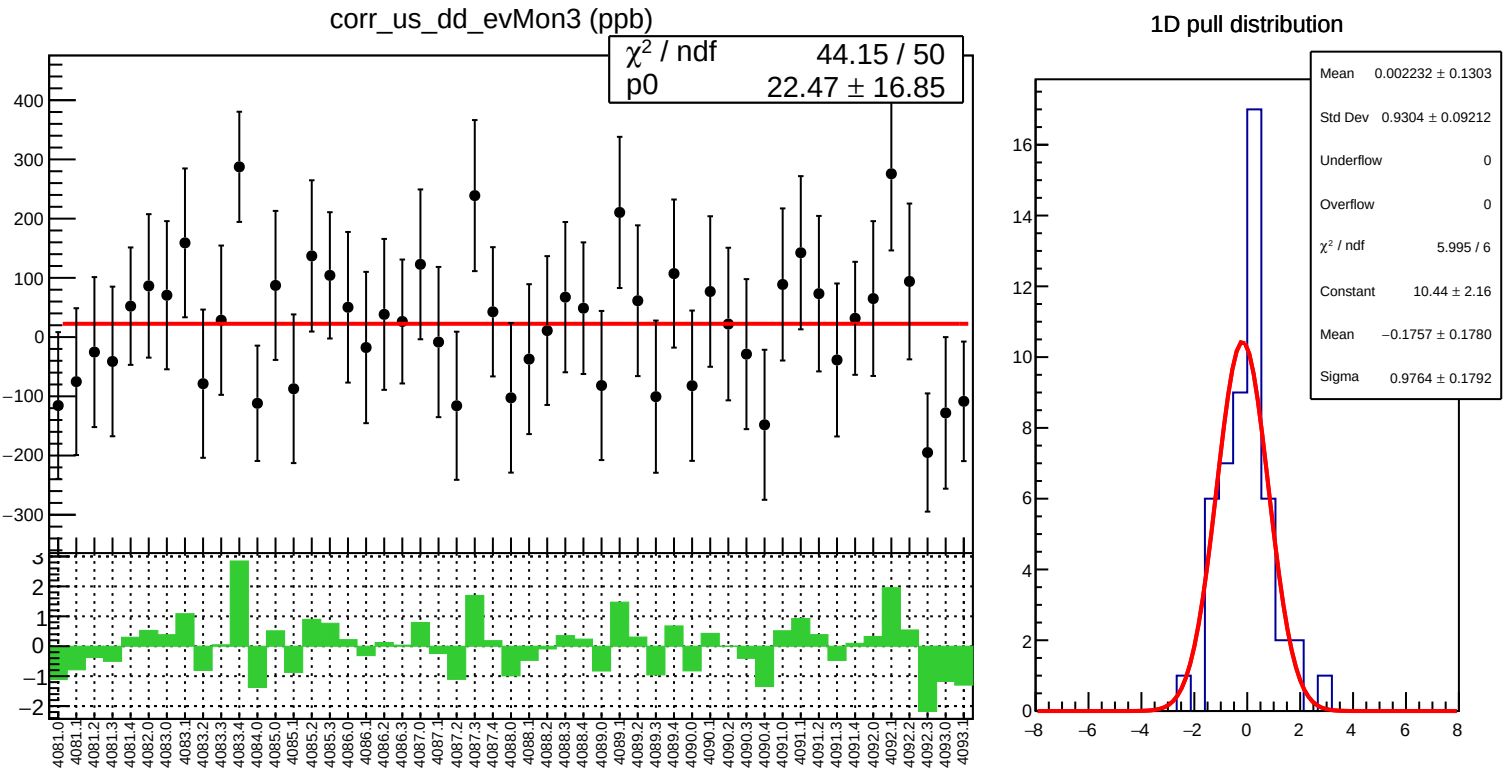
corr_us_dd_evMon3 (ppb)
χ² / ndf 44.15 / 50
p0 22.47 ± 16.85
1D pull distribution
Mean 0.002232 ± 0.1303
Std Dev 0.9304 ± 0.09212
Underflow 0
Overflow 0
χ² / ndf 5.995 / 6
Constant 10.44 ± 2.16
Mean −0.1757 ± 0.1780
Sigma 0.9764 ± 0.1792

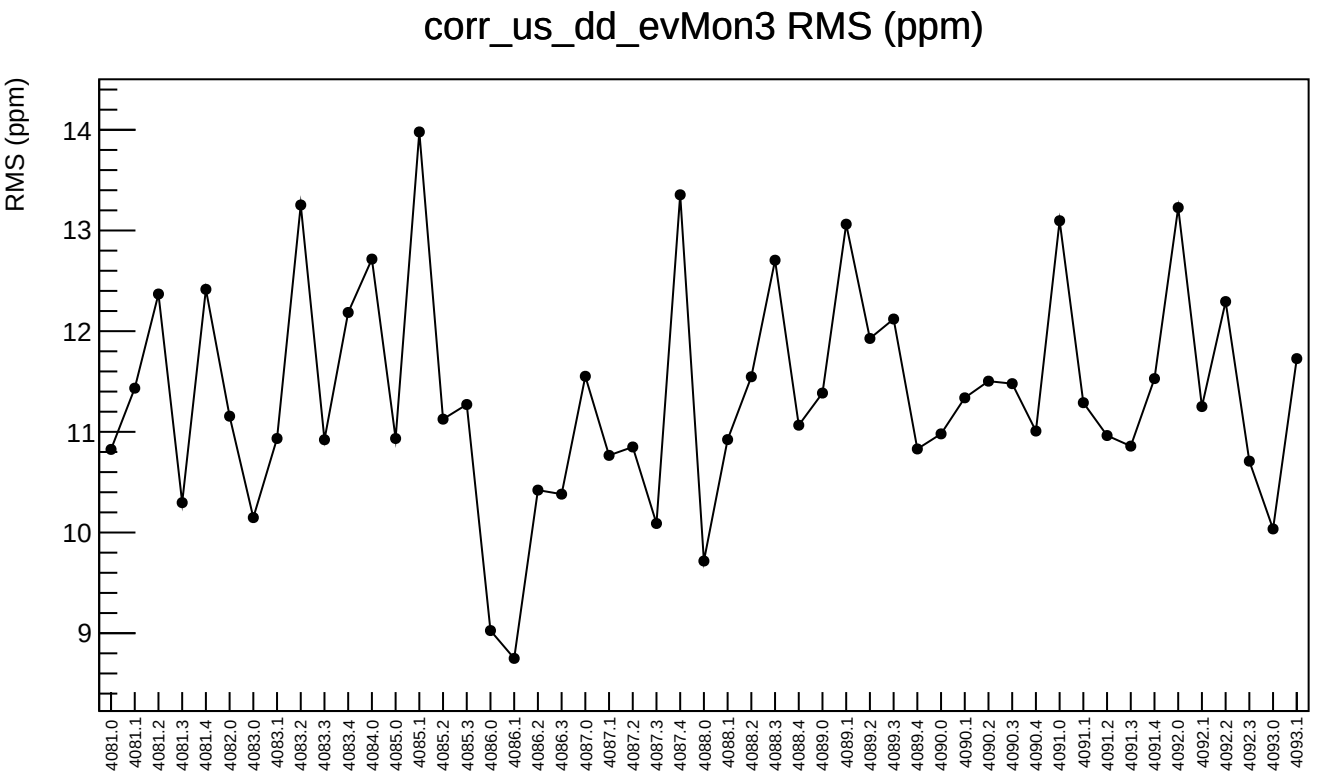
corr_us_dd_evMon3 RMS (ppm)
RMS (ppm)
14
13
12
11
10
9
4081.0
4081.1
4081.2
4081.3
4081.4
4082.0
4083.0
4083.1
4083.2
4083.3
4083.4
4084.0
4085.0
4085.1
4085.2
4085.3
4086.0
4086.1
4086.2
4086.3
4087.0
4087.1
4087.2
4087.3
4087.4
4088.0
4088.1
4088.2
4088.3
4088.4
4089.0
4089.1
4089.2
4089.3
4089.4
4090.0
4090.1
4090.2
4090.3
4090.4
4091.0
4091.1
4091.2
4091.3
4091.4
4092.0
4092.1
4092.2
4092.3
4093.0
4093.1

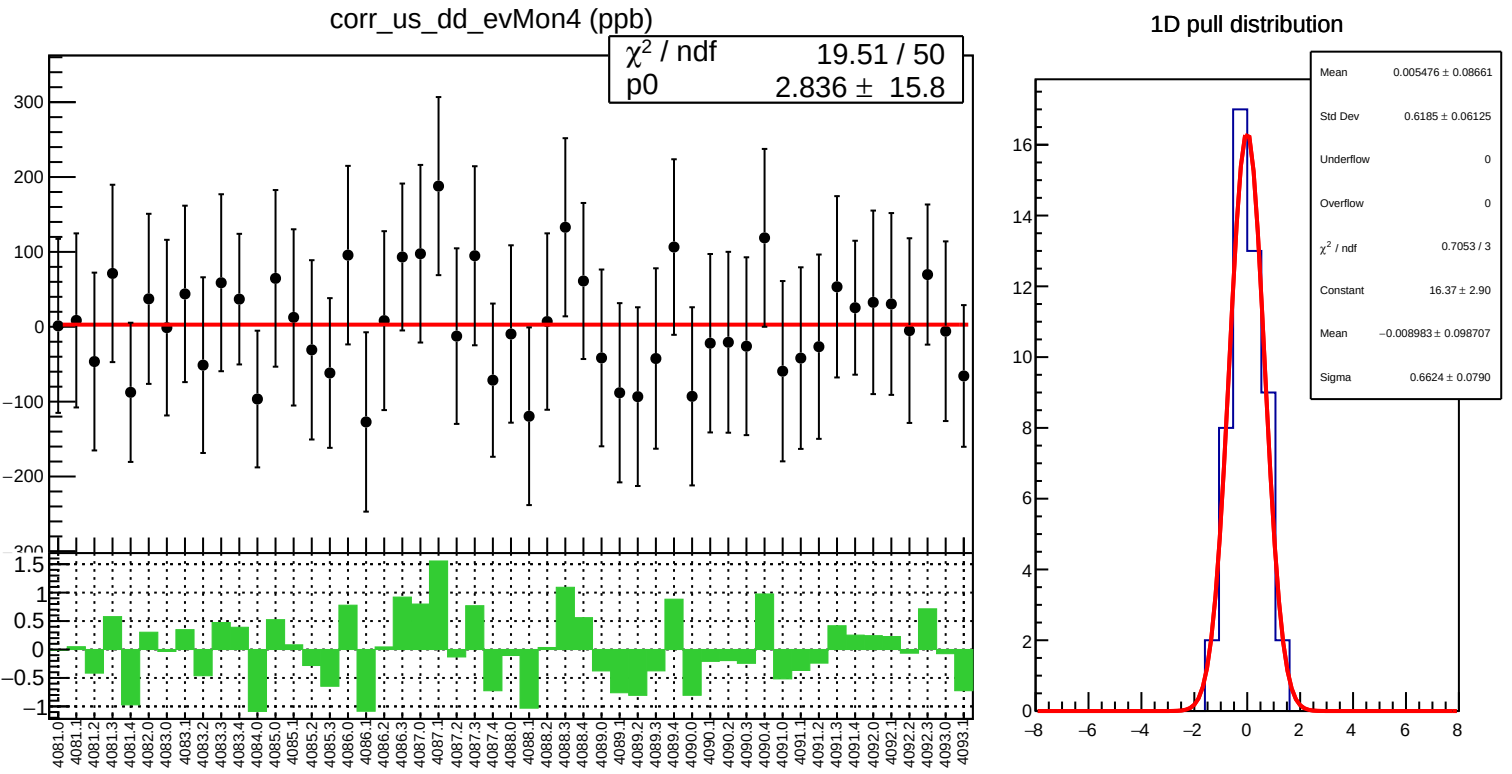
corr_us_dd_evMon4 (ppb)
χ² / ndf 19.51 / 50
p0 2.836 ± 15.8
1D pull distribution
Mean 0.005476 ± 0.08661
Std Dev 0.6185 ± 0.06125
Underflow 0
Overflow 0
χ² / ndf 0.7053 / 3
Constant 16.37 ± 2.90
Mean −0.008983 ± 0.098707
Sigma 0.6624 ± 0.0790

corr_us_dd_evMon4 RMS (ppm)

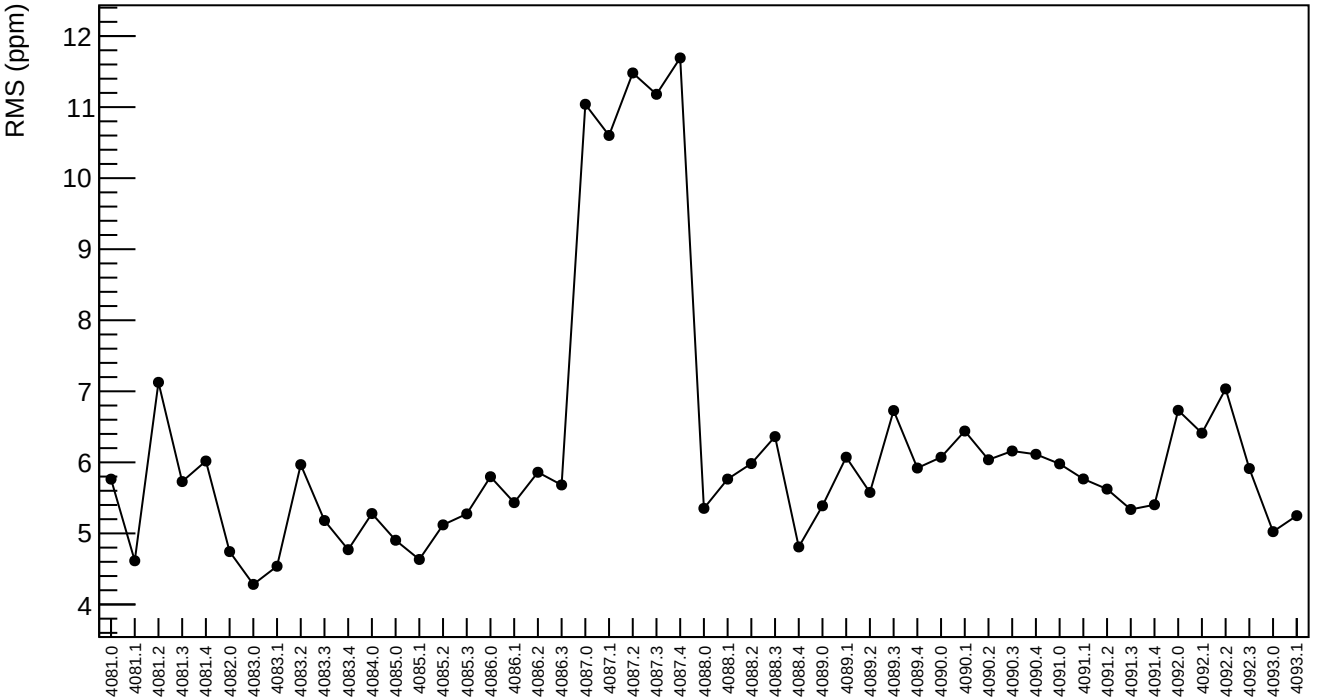

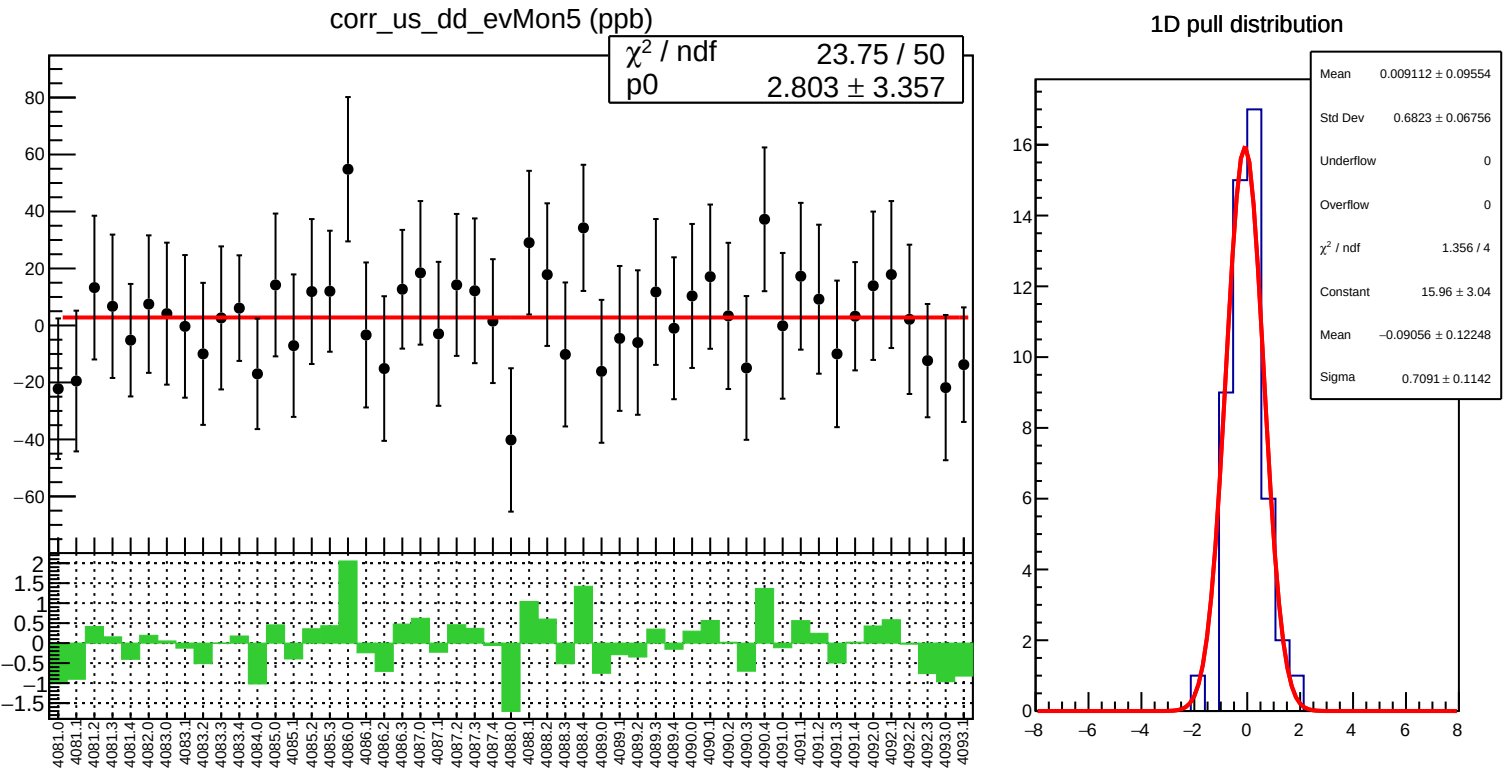
corr_us_dd_evMon5 (ppb)
χ² / ndf 23.75 / 50
p0 2.803 ± 3.357
1D pull distribution
Mean 0.009112 ± 0.09554
Std Dev 0.6823 ± 0.06756
Underflow 0
Overflow 0
χ² / ndf 1.356 / 4
Constant 15.96 ± 3.04
Mean −0.09056 ± 0.12248
Sigma 0.7091 ± 0.1142

corr_us_dd_evMon5 RMS (ppm)

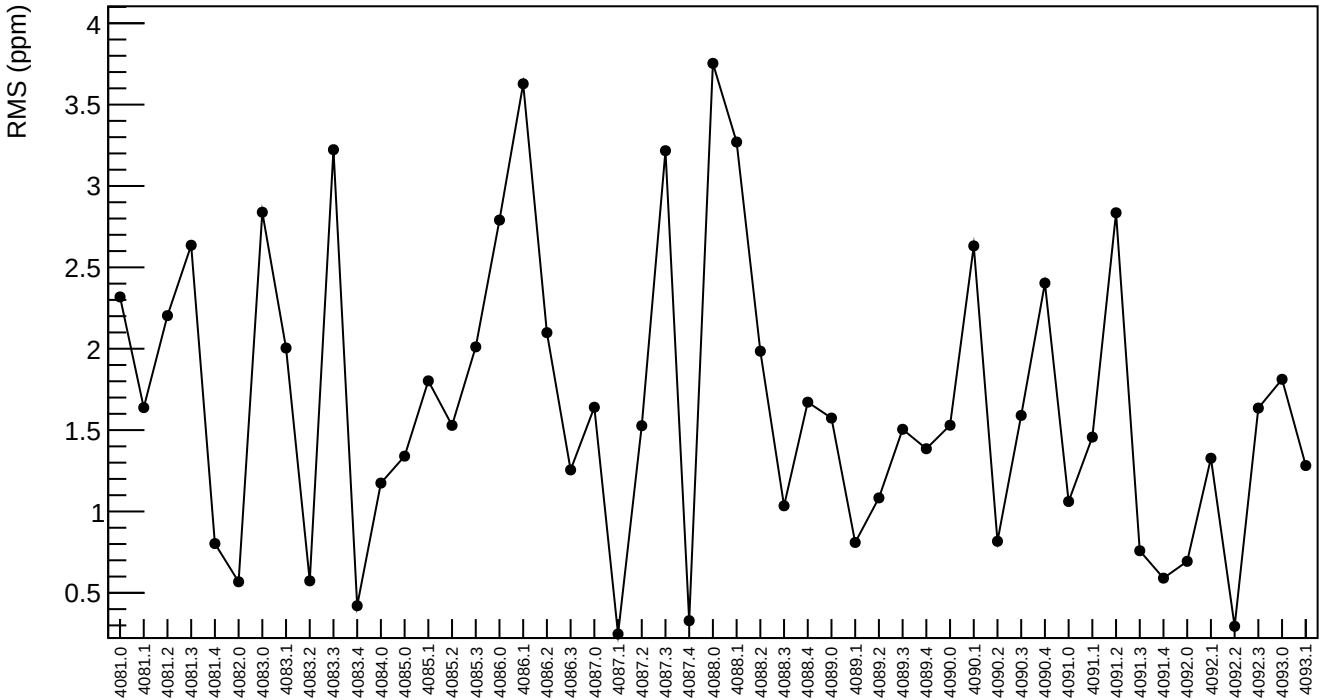

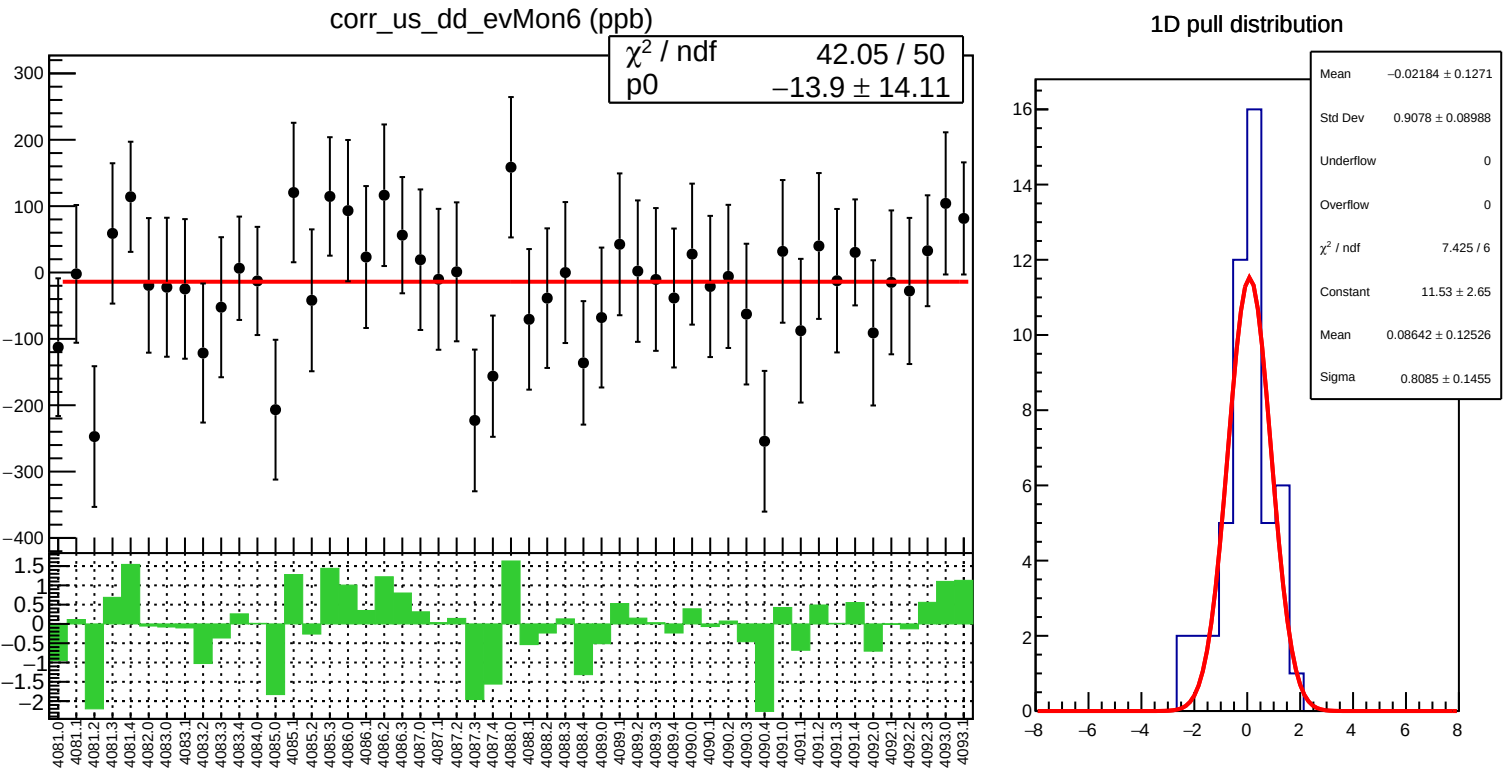
corr_us_dd_evMon6 (ppb)
χ² / ndf 42.05 / 50
p0 −13.9 ± 14.11
1D pull distribution
Mean −0.02184 ± 0.1271
Std Dev 0.9078 ± 0.08988
Underflow 0
Overflow 0
χ² / ndf 7.425 / 6
Constant 11.53 ± 2.65
Mean 0.08642 ± 0.12526
Sigma 0.8085 ± 0.1455

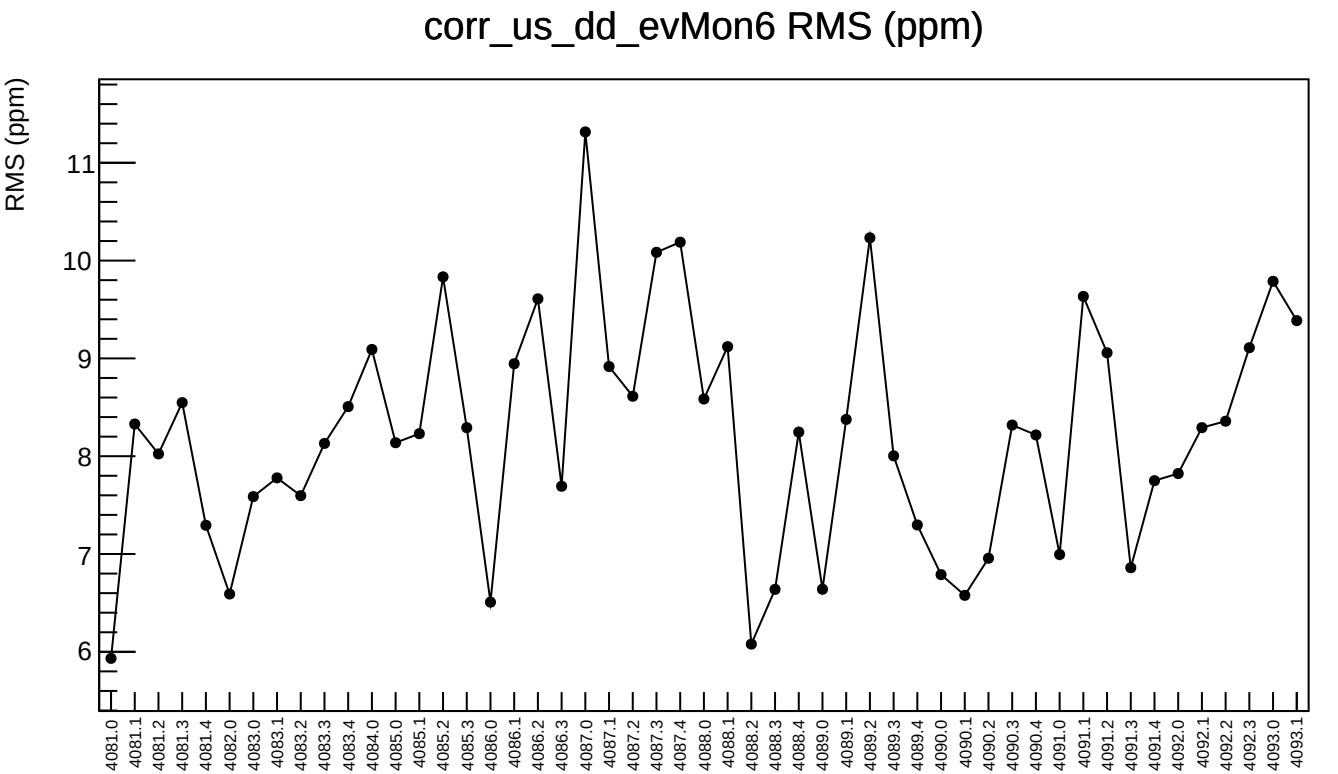
corr_us_dd_evMon6 RMS (ppm)
RMS (ppm)
6
7
8
9
10
11
4081.0
4081.1
4081.2
4081.3
4081.4
4082.0
4083.0
4083.1
4083.2
4083.3
4083.4
4084.0
4085.0
4085.1
4085.2
4085.3
4086.0
4086.1
4086.2
4086.3
4087.0
4087.1
4087.2
4087.3
4087.4
4088.0
4088.1
4088.2
4088.3
4088.4
4089.0
4089.1
4089.2
4089.3
4089.4
4090.0
4090.1
4090.2
4090.3
4090.4
4091.0
4091.1
4091.2
4091.3
4091.4
4092.0
4092.1
4092.2
4092.3
4093.0
4093.1

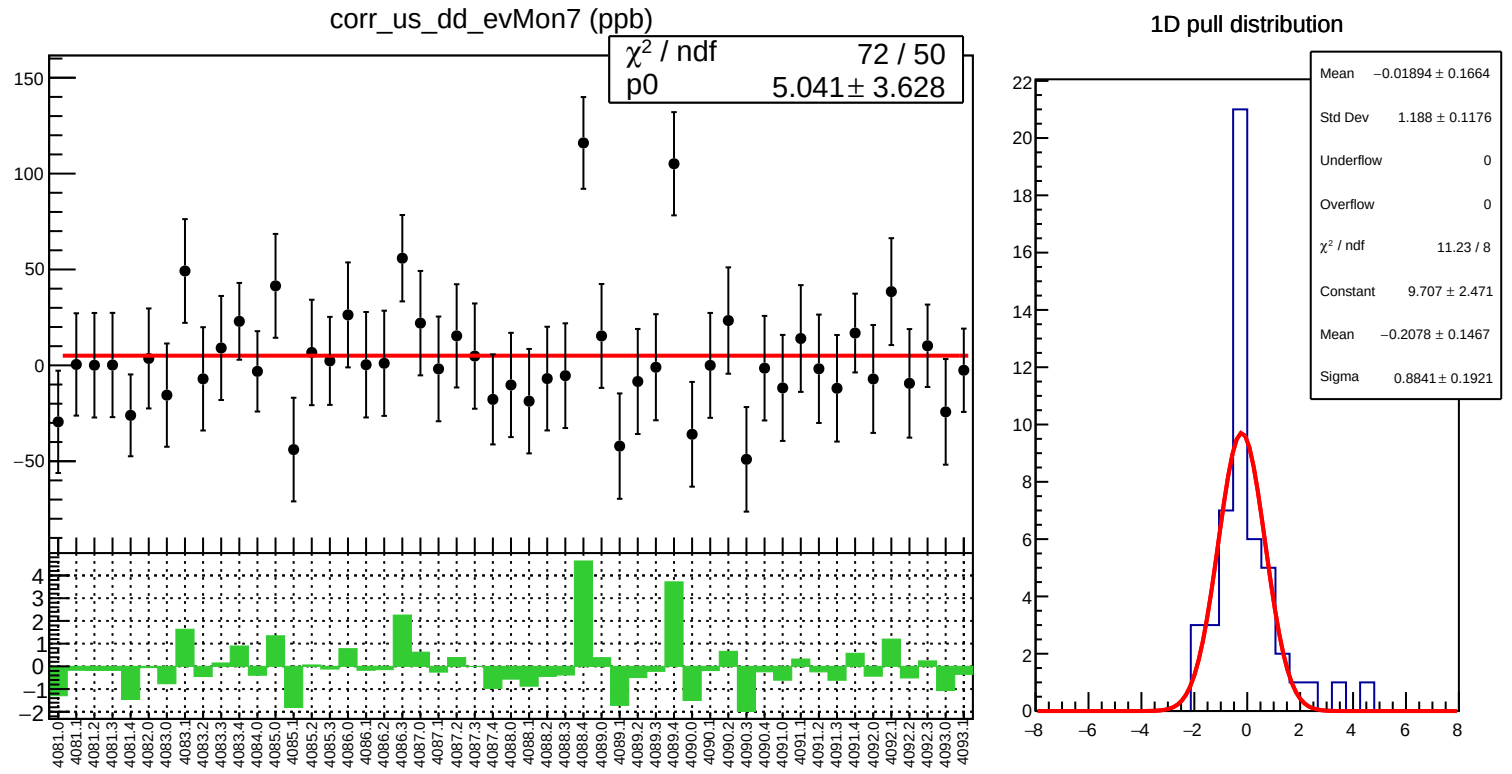
corr_us_dd_evMon7 (ppb)
χ² / ndf 72 / 50
p0 5.041 ± 3.628
1D pull distribution
Mean −0.01894 ± 0.1664
Std Dev 1.188 ± 0.1176
Underflow 0
Overflow 0
χ² / ndf 11.23 / 8
Constant 9.707 ± 2.471
Mean −0.2078 ± 0.1467
Sigma 0.8841 ± 0.1921

corr_us_dd_evMon7 RMS (ppm)

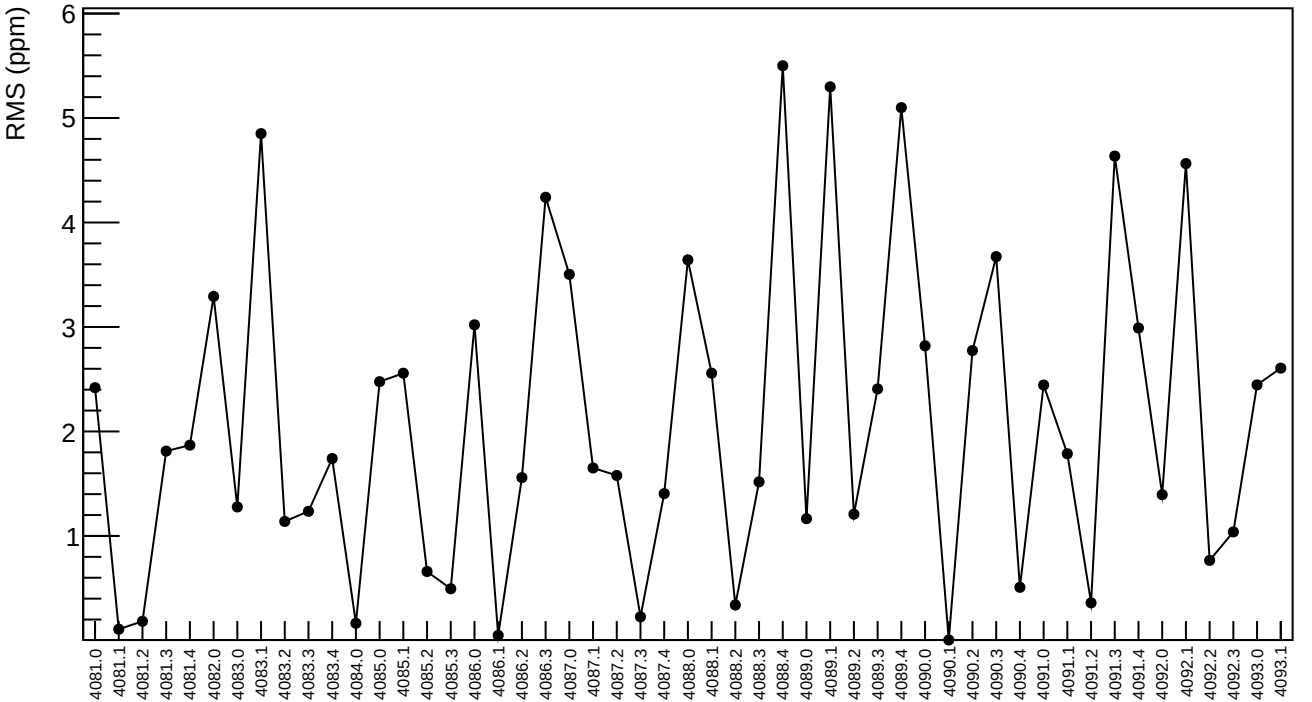

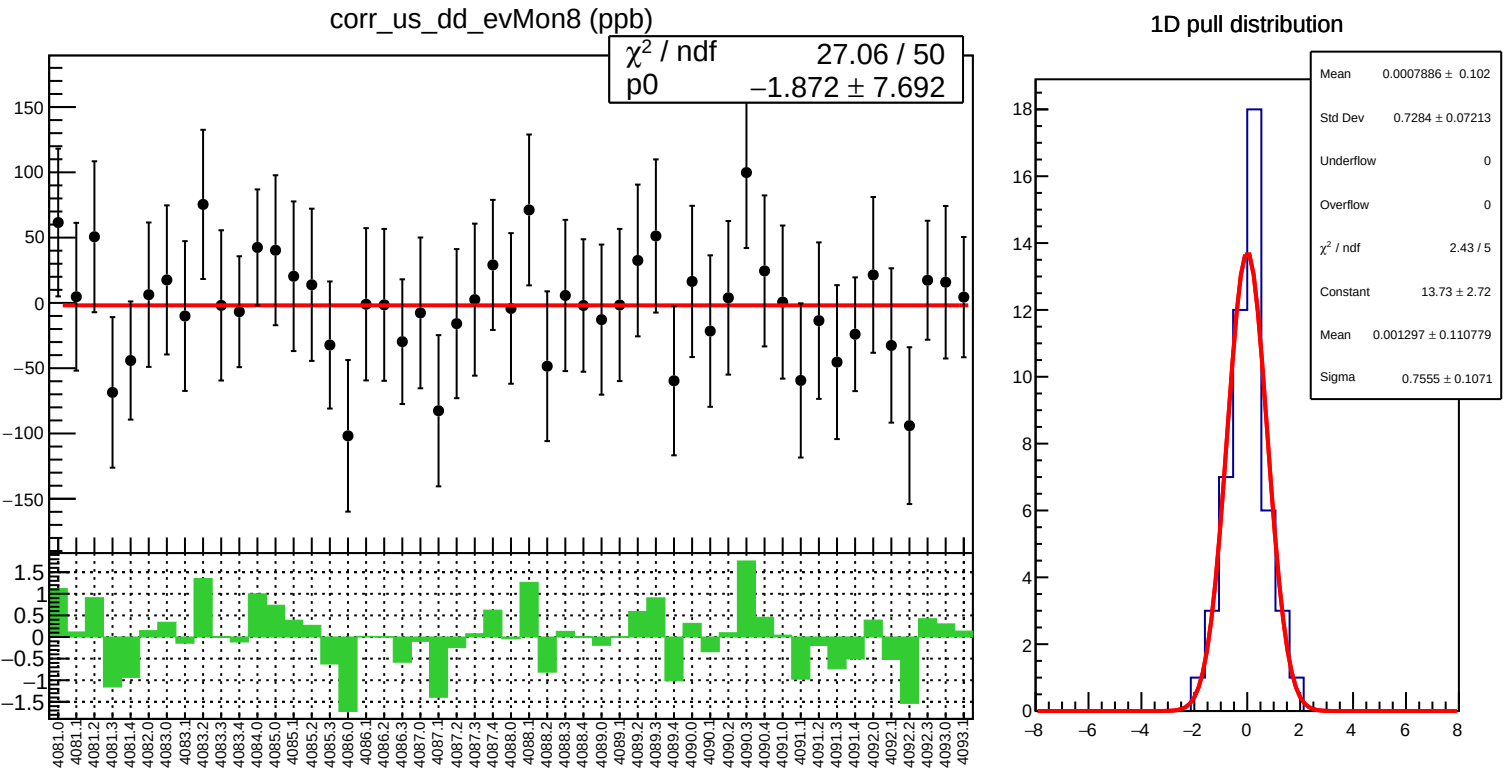
corr_us_dd_evMon8 (ppb)
χ² / ndf 27.06 / 50
p0 −1.872 ± 7.692
1D pull distribution
Mean 0.0007886 ± 0.102
Std Dev 0.7284 ± 0.07213
Underflow 0
Overflow 0
χ² / ndf 2.43 / 5
Constant 13.73 ± 2.72
Mean 0.001297 ± 0.110779
Sigma 0.7555 ± 0.1071

corr_us_dd_evMon8 RMS (ppm)

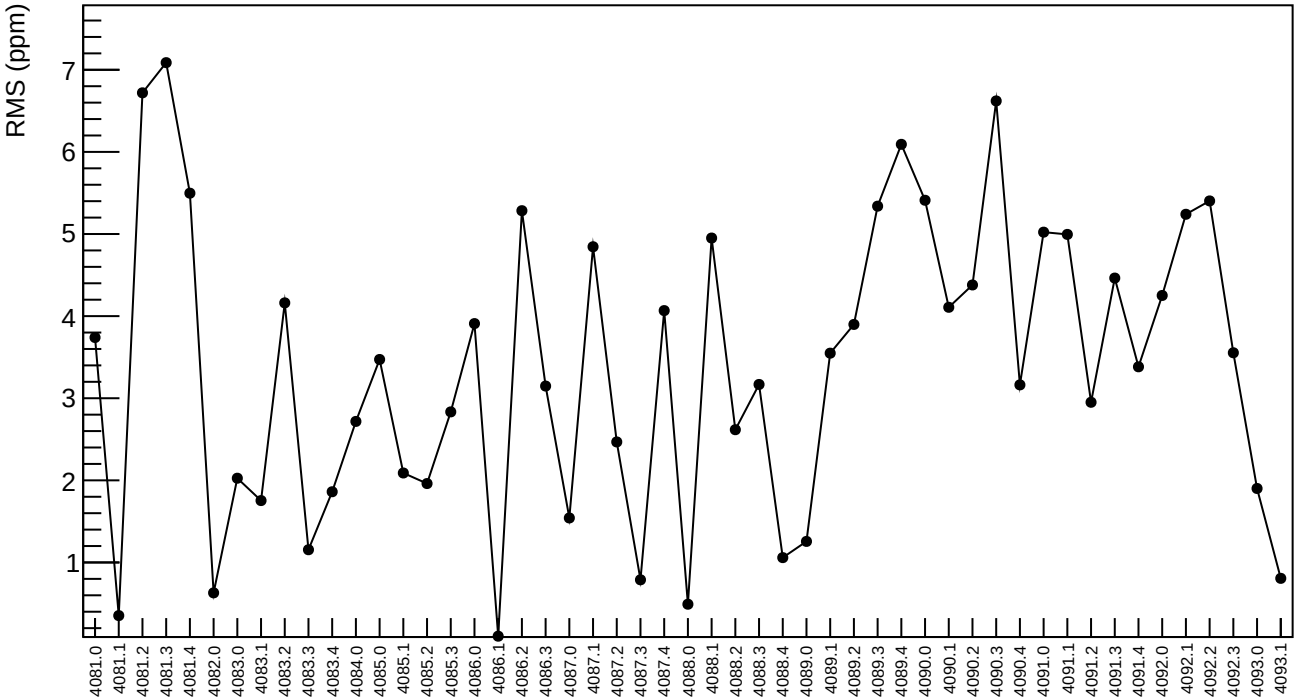

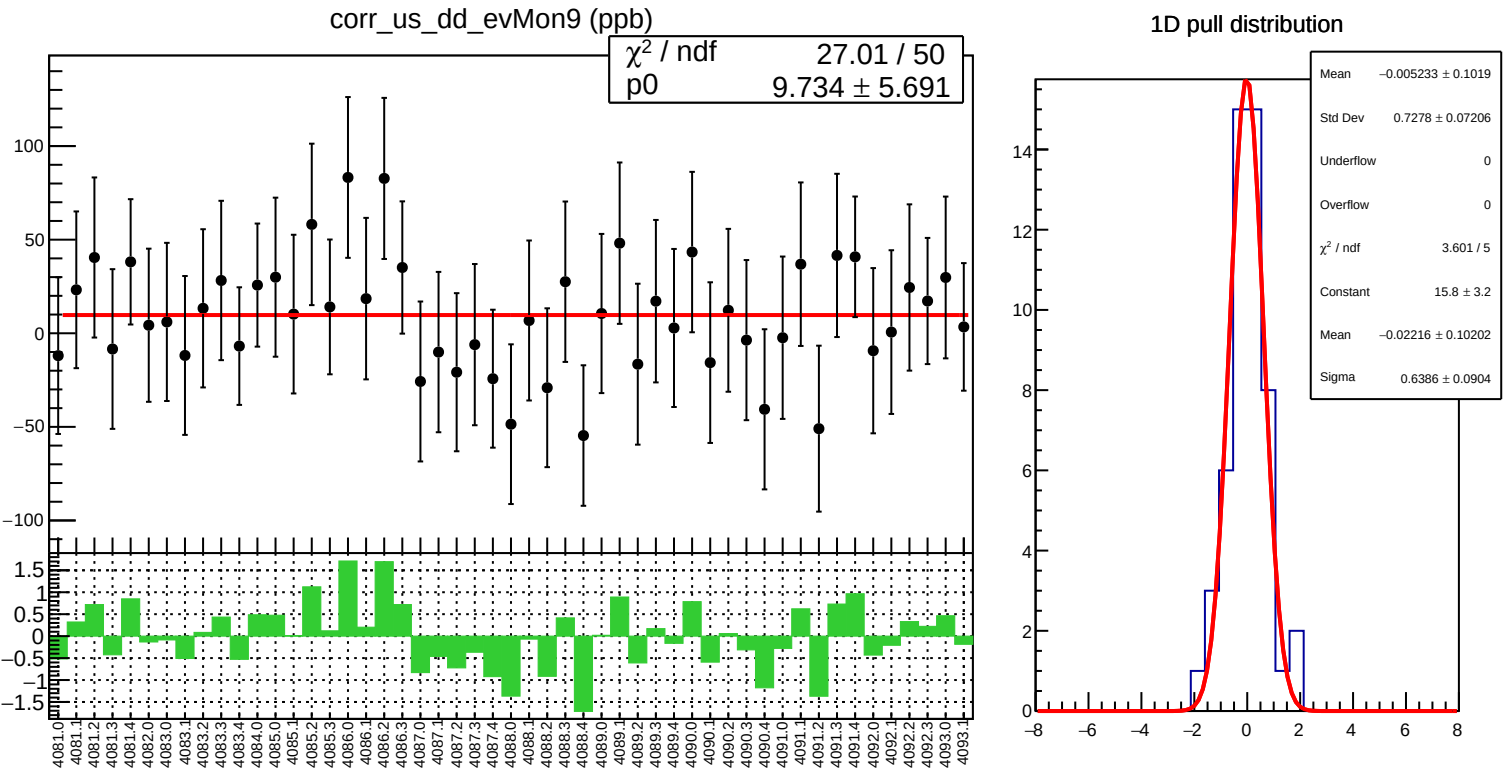
corr_us_dd_evMon9 (ppb)
χ² / ndf 27.01 / 50
p0 9.734 ± 5.691
1D pull distribution
Mean −0.005233 ± 0.1019
Std Dev 0.7278 ± 0.07206
Underflow 0
Overflow 0
χ² / ndf 3.601 / 5
Constant 15.8 ± 3.2
Mean −0.02216 ± 0.10202
Sigma 0.6386 ± 0.0904

corr_us_dd_evMon9 RMS (ppm)

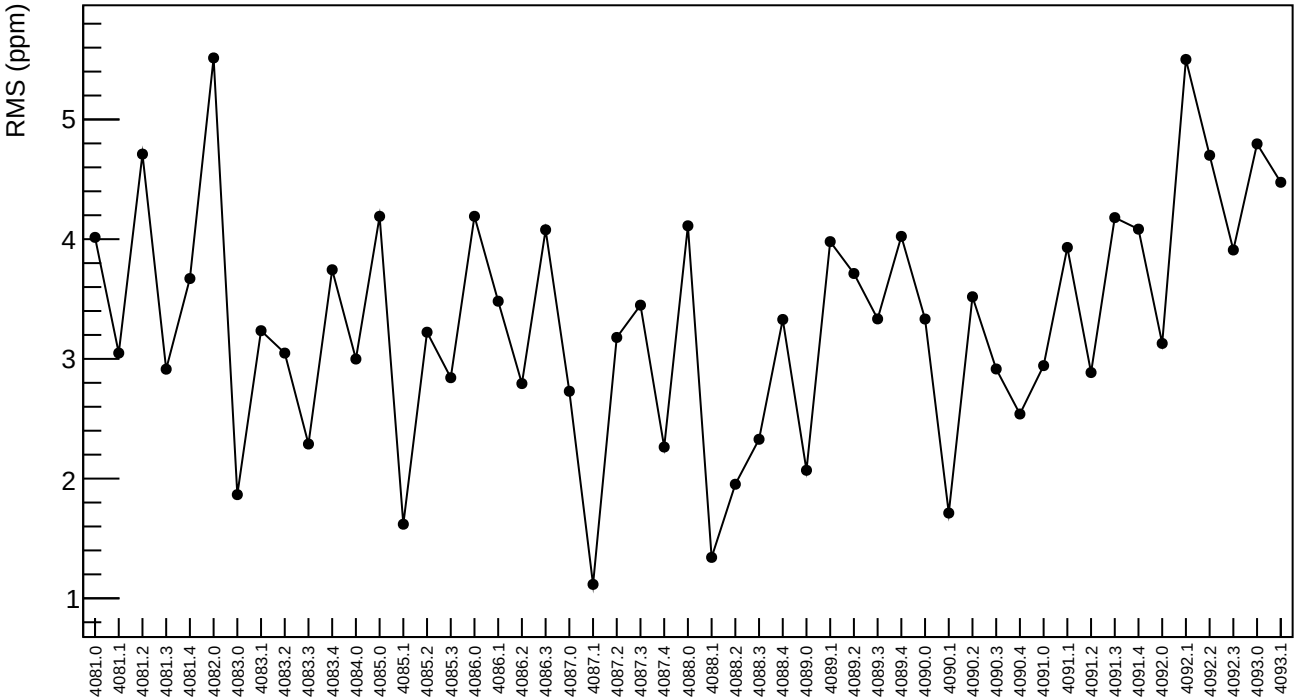

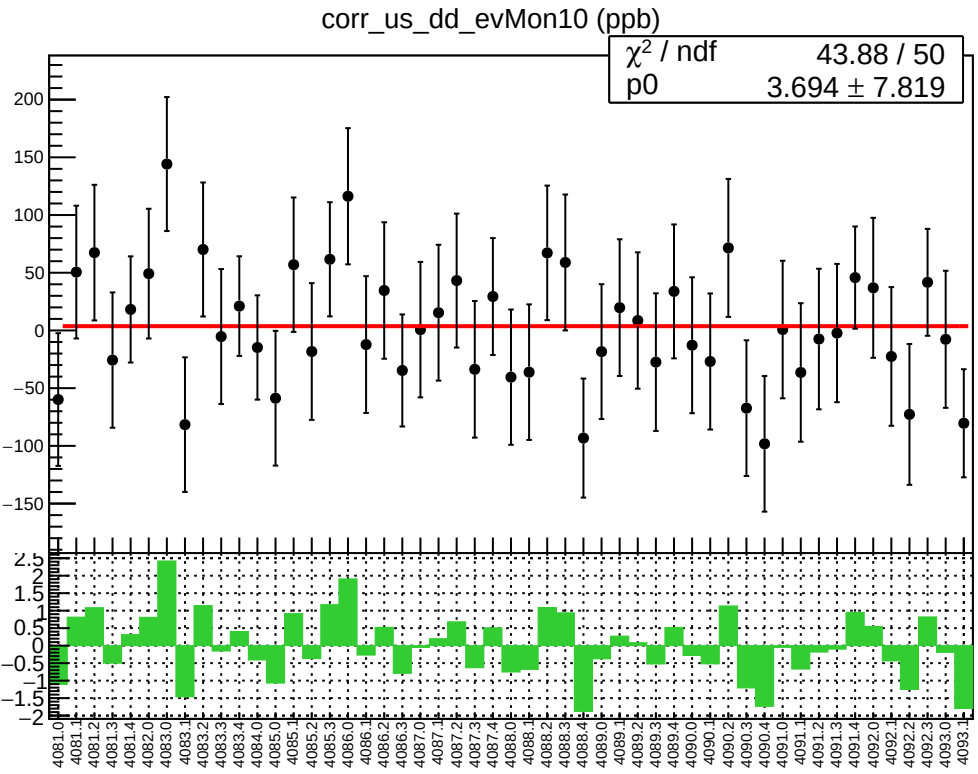
corr_us_dd_evMon10 (ppb)
χ² / ndf 43.88 / 50
p0 3.694 ± 7.819

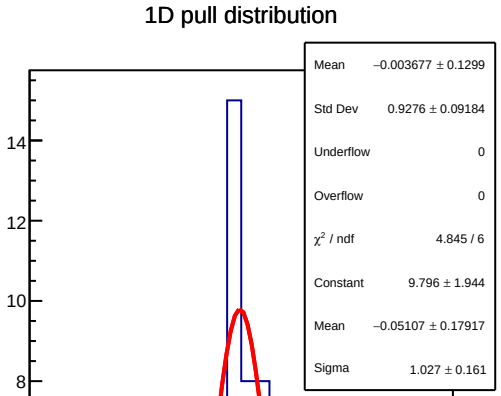
1D pull distribution
Mean −0.003677 ± 0.1299
Std Dev 0.9276 ± 0.09184
Underflow 0
Overflow 0
χ² / ndf 4.845 / 6
Constant 9.796 ± 1.944
Mean −0.05107 ± 0.17917
Sigma 1.027 ± 0.161

corr_us_dd_evMon10 RMS (ppm)

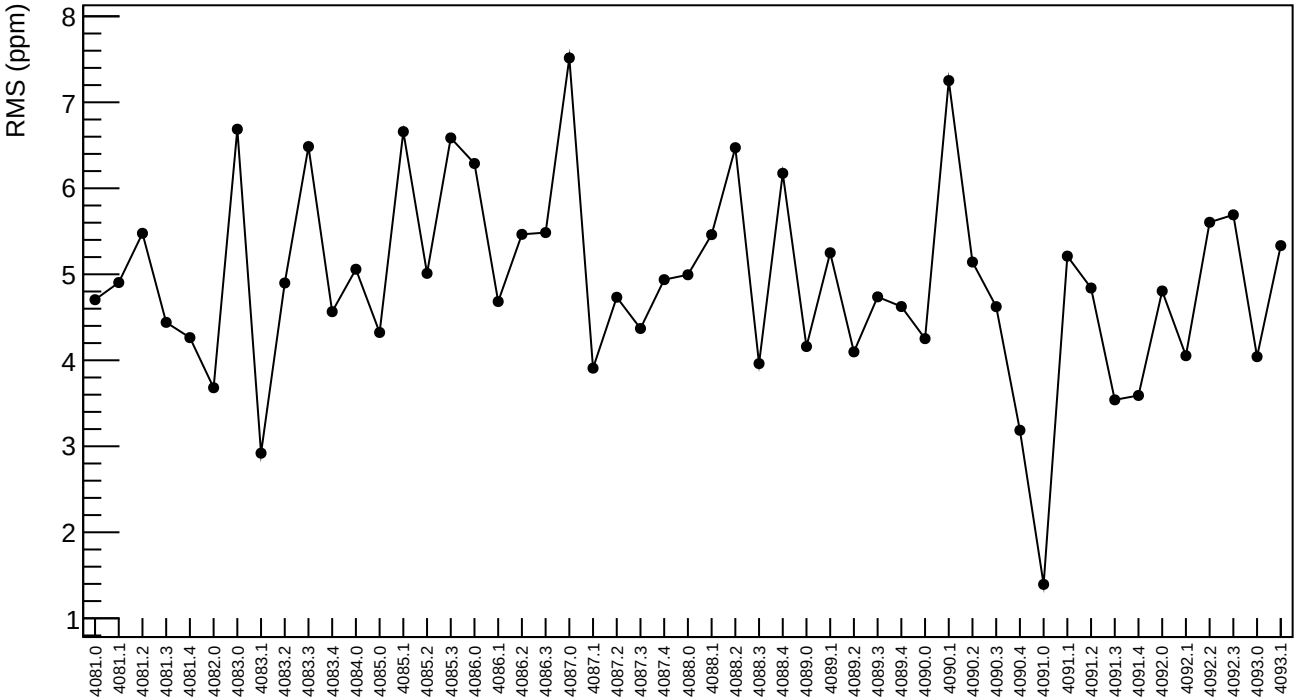

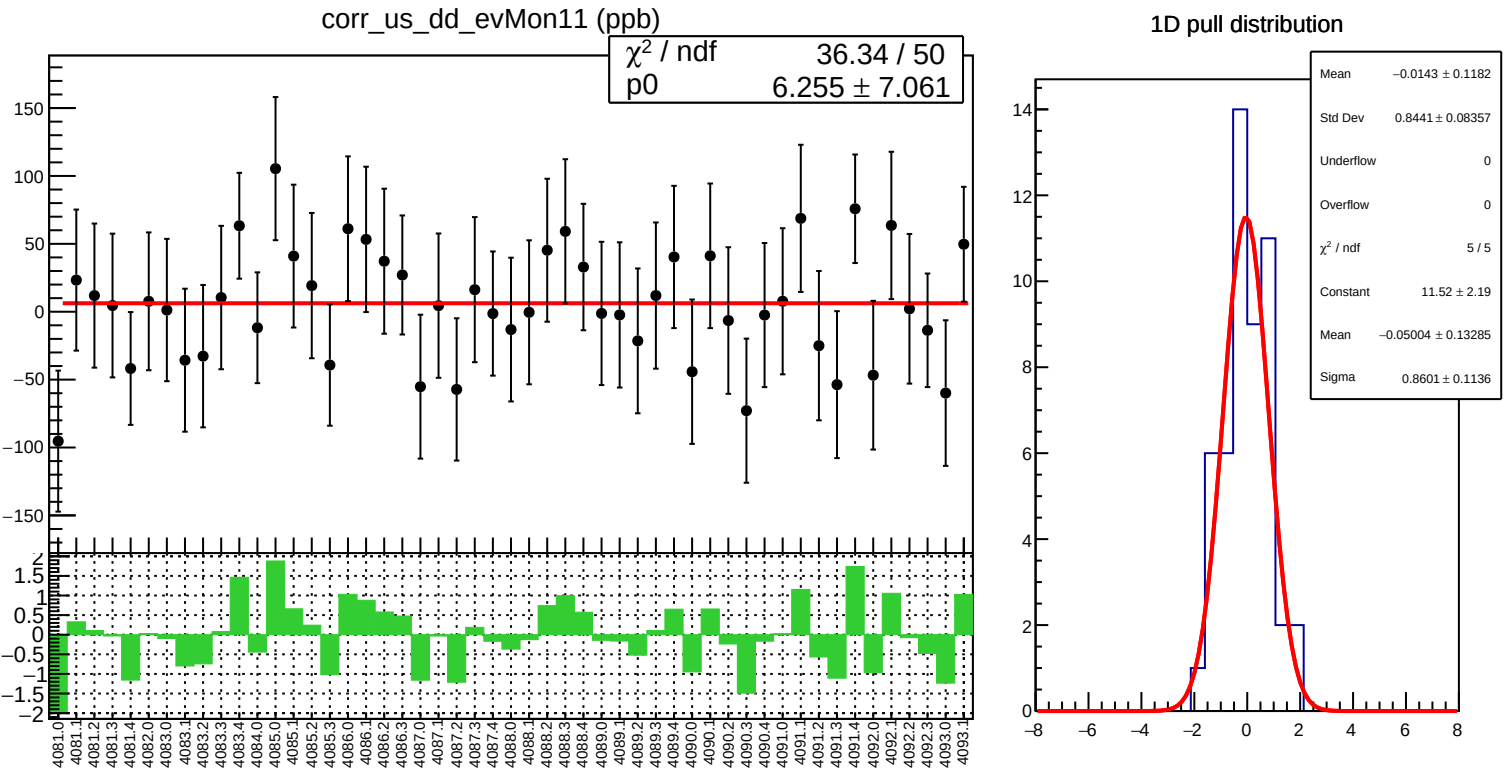
corr_us_dd_evMon11 (ppb)
χ² / ndf 36.34 / 50
p0 6.255 ± 7.061
1D pull distribution
Mean −0.0143 ± 0.1182
Std Dev 0.8441 ± 0.08357
Underflow 0
Overflow 0
χ² / ndf 5 / 5
Constant 11.52 ± 2.19
Mean −0.05004 ± 0.13285
Sigma 0.8601 ± 0.1136

corr_us_dd_evMon11 RMS (ppm)

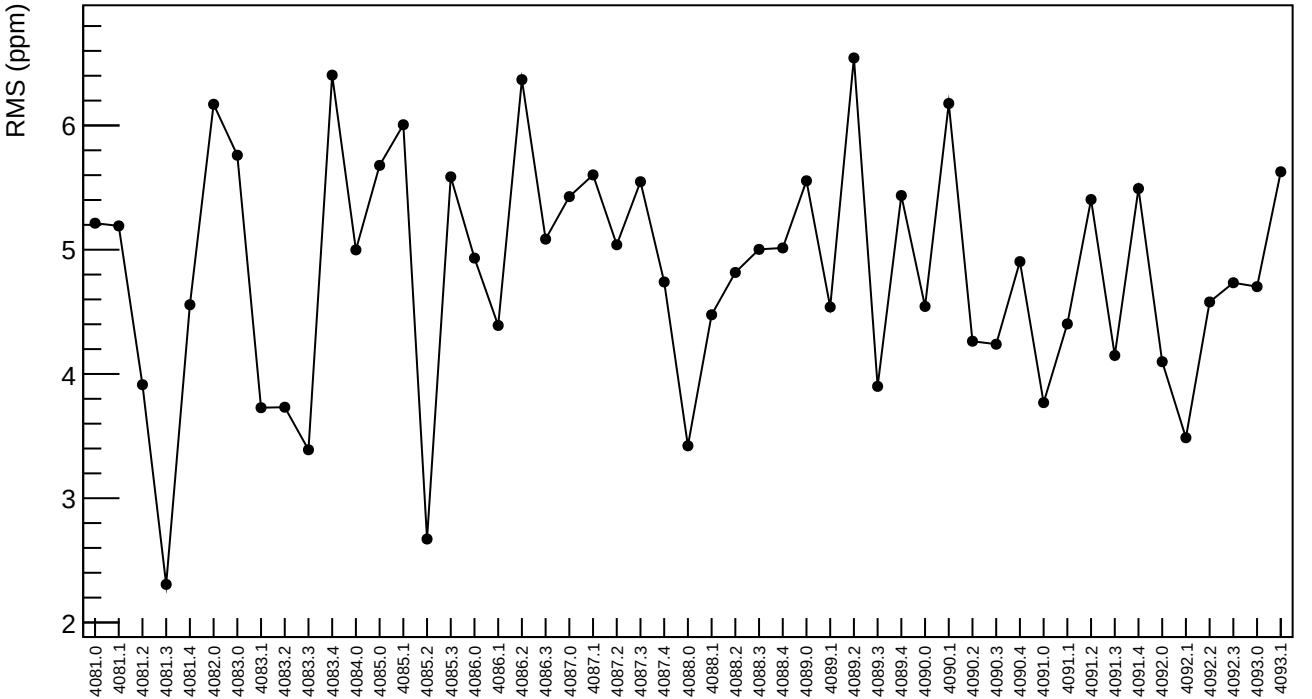

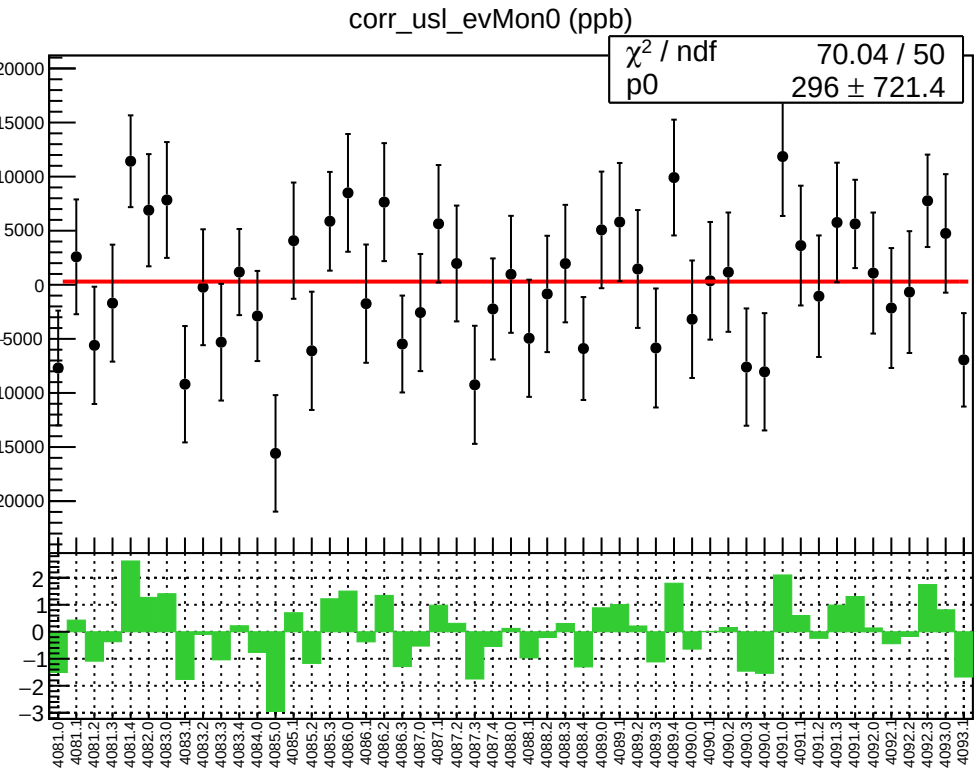
corr_usl_evMon0 (ppb)
χ² / ndf 70.04 / 50
p0 296 ± 721.4
Pull

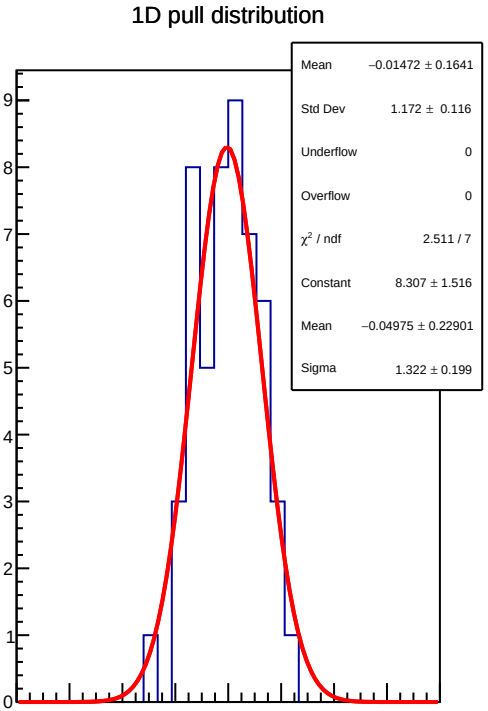
1D pull distribution
Mean −0.01472 ± 0.1641
Std Dev 1.172 ± 0.116
Underflow 0
Overflow 0
χ² / ndf 2.511 / 7
Constant 8.307 ± 1.516
Mean −0.04975 ± 0.22901
Sigma 1.322 ± 0.199

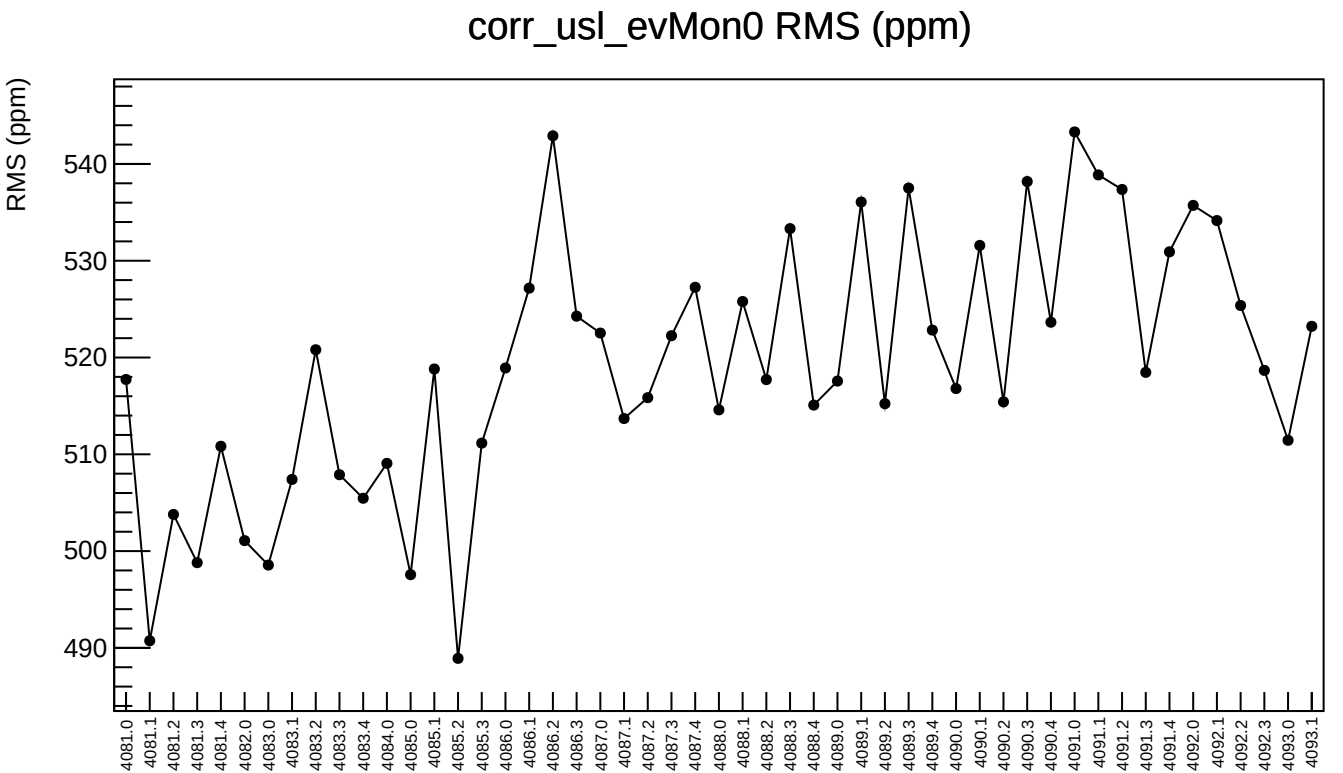
corr_usl_evMon0 RMS (ppm)
RMS (ppm)
540
530
520
510
500
490
4081.0
4081.1
4081.2
4081.3
4081.4
4082.0
4083.0
4083.1
4083.2
4083.3
4083.4
4084.0
4085.0
4085.1
4085.2
4085.3
4086.0
4086.1
4086.2
4086.3
4087.0
4087.1
4087.2
4087.3
4087.4
4088.0
4088.1
4088.2
4088.3
4088.4
4089.0
4089.1
4089.2
4089.3
4089.4
4090.0
4090.1
4090.2
4090.3
4090.4
4091.0
4091.1
4091.2
4091.3
4091.4
4092.0
4092.1
4092.2
4092.3
4093.0
4093.1

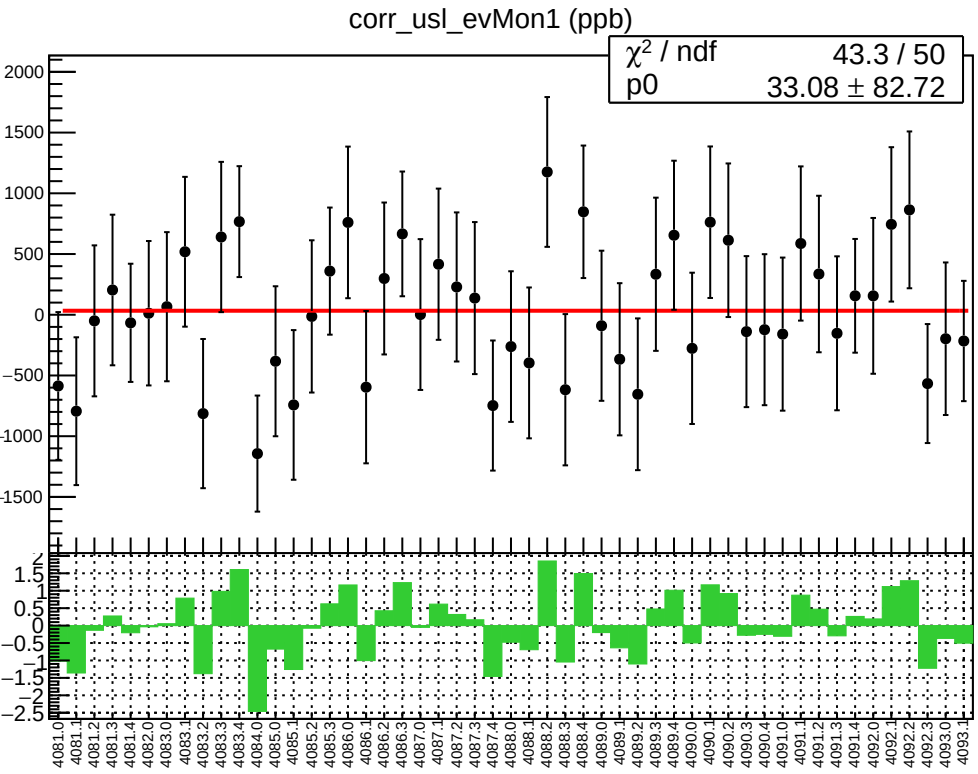
corr_usl_evMon1 (ppb)
χ² / ndf 43.3 / 50
p0 33.08 ± 82.72

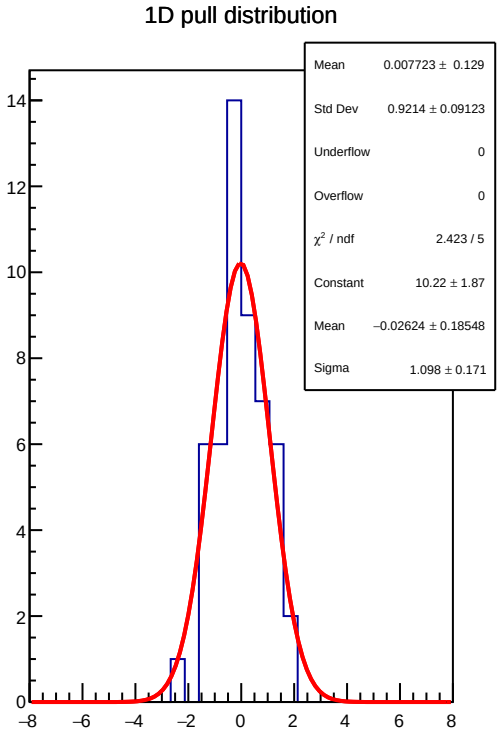
1D pull distribution
Mean 0.007723 ± 0.129
Std Dev 0.9214 ± 0.09123
Underflow 0
Overflow 0
χ² / ndf 2.423 / 5
Constant 10.22 ± 1.87
Mean −0.02624 ± 0.18548
Sigma 1.098 ± 0.171

corr_usl_evMon1 RMS (ppm)

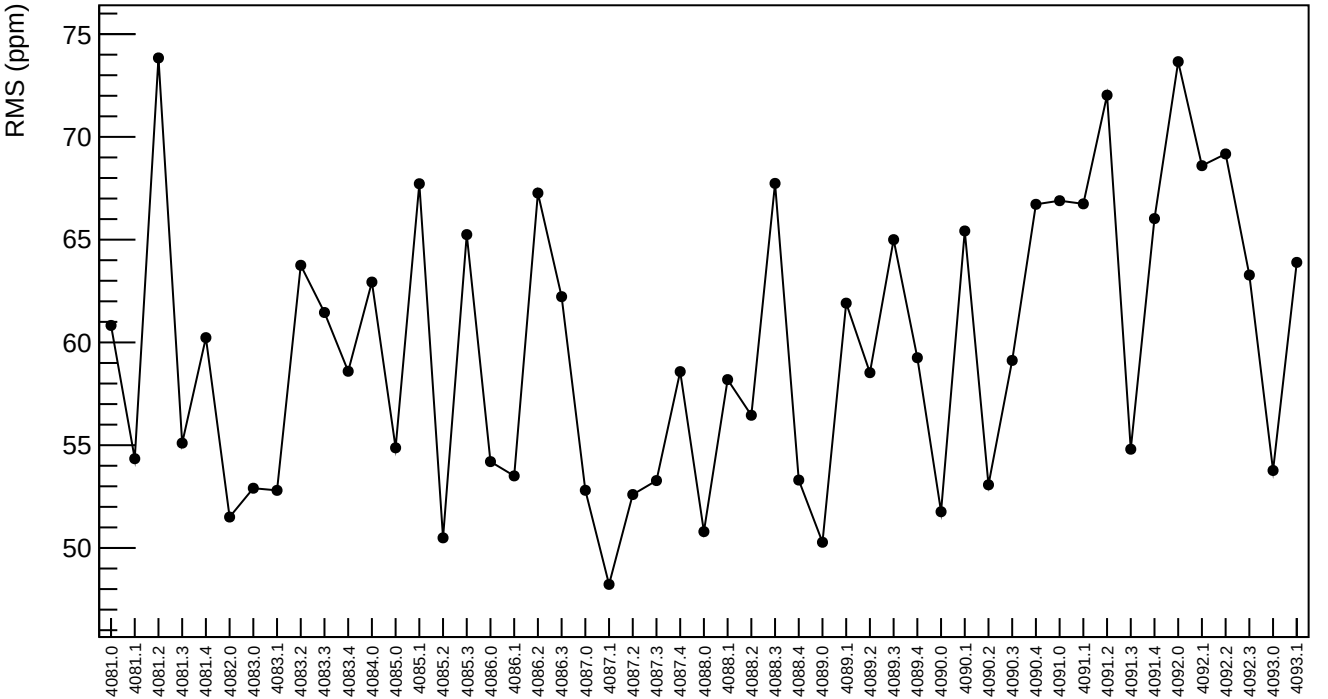

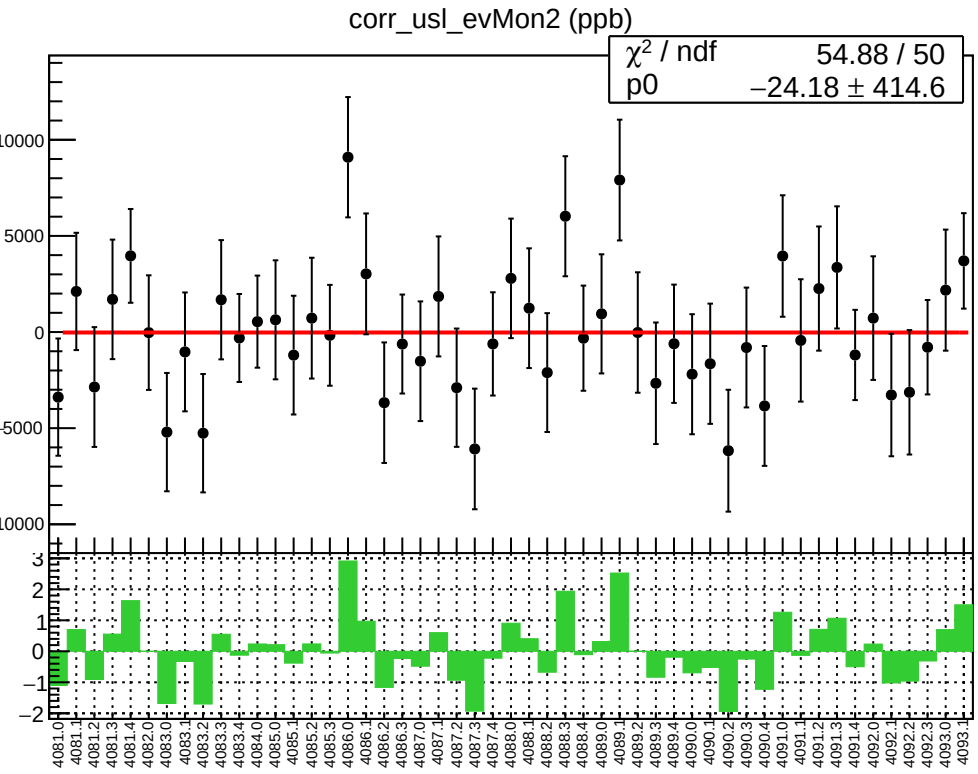
corr_usl_evMon2 (ppb)
χ² / ndf 54.88 / 50
p0 −24.18 ± 414.6
10000
5000
0
−5000
−10000
3
2
1
0
−1
−2
4081.0
4081.1
4081.2
4081.3
4081.4
4082.0
4083.0
4083.1
4083.2
4083.3
4083.4
4084.0
4085.0
4085.1
4085.2
4085.3
4086.0
4086.1
4086.2
4086.3
4087.0
4087.1
4087.2
4087.3
4087.4
4088.0
4088.1
4088.2
4088.3
4088.4
4089.0
4089.1
4089.2
4089.3
4089.4
4090.0
4090.1
4090.2
4090.3
4090.4
4091.0
4091.1
4091.2
4091.3
4091.4
4092.0
4092.1
4092.2
4092.3
4093.0
4093.1

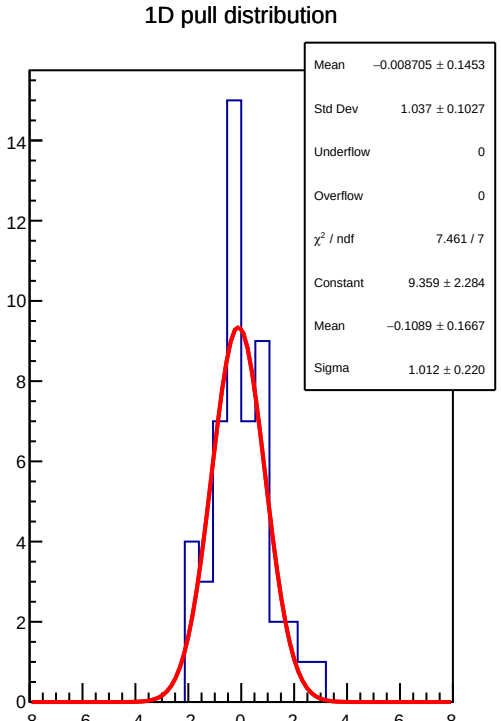
1D pull distribution
Mean −0.008705 ± 0.1453
Std Dev 1.037 ± 0.1027
Underflow 0
Overflow 0
χ² / ndf 7.461 / 7
Constant 9.359 ± 2.284
Mean −0.1089 ± 0.1667
Sigma 1.012 ± 0.220
14
12
10
8
6
4
2
0
−8
−6
−4
−2
0
2
4
6
8

corr_usl_evMon2 RMS (ppm)

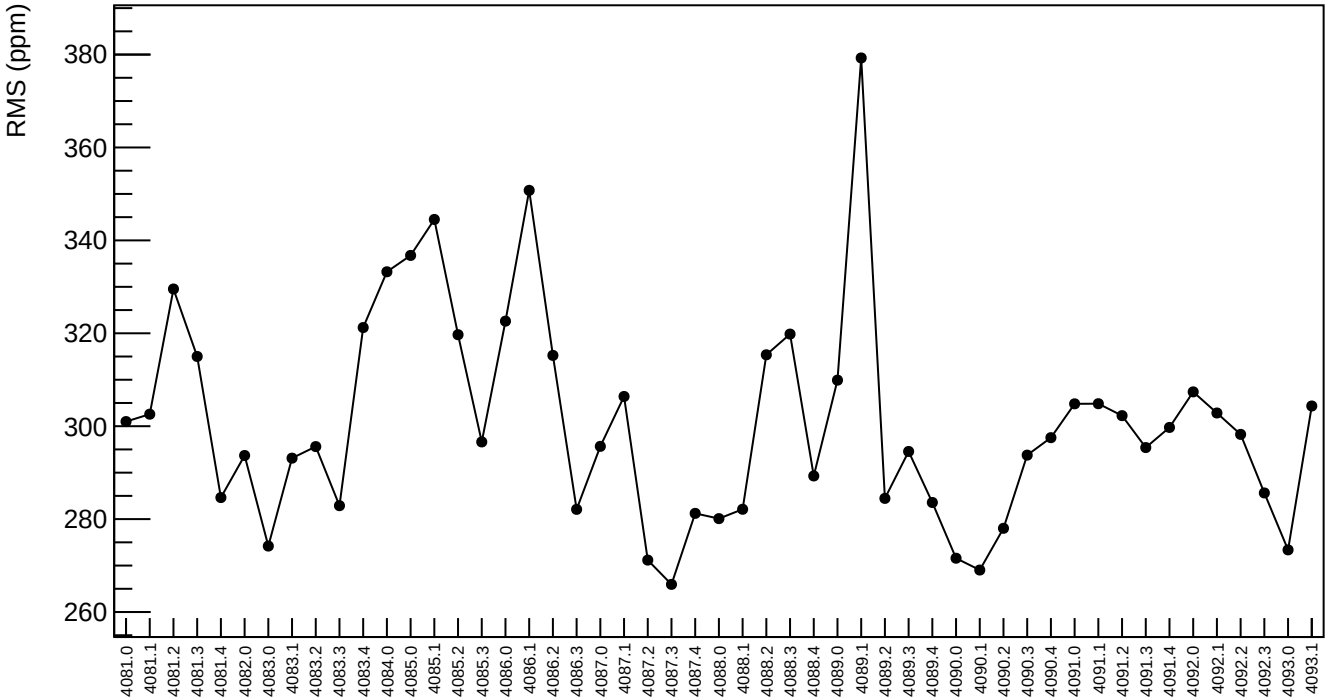

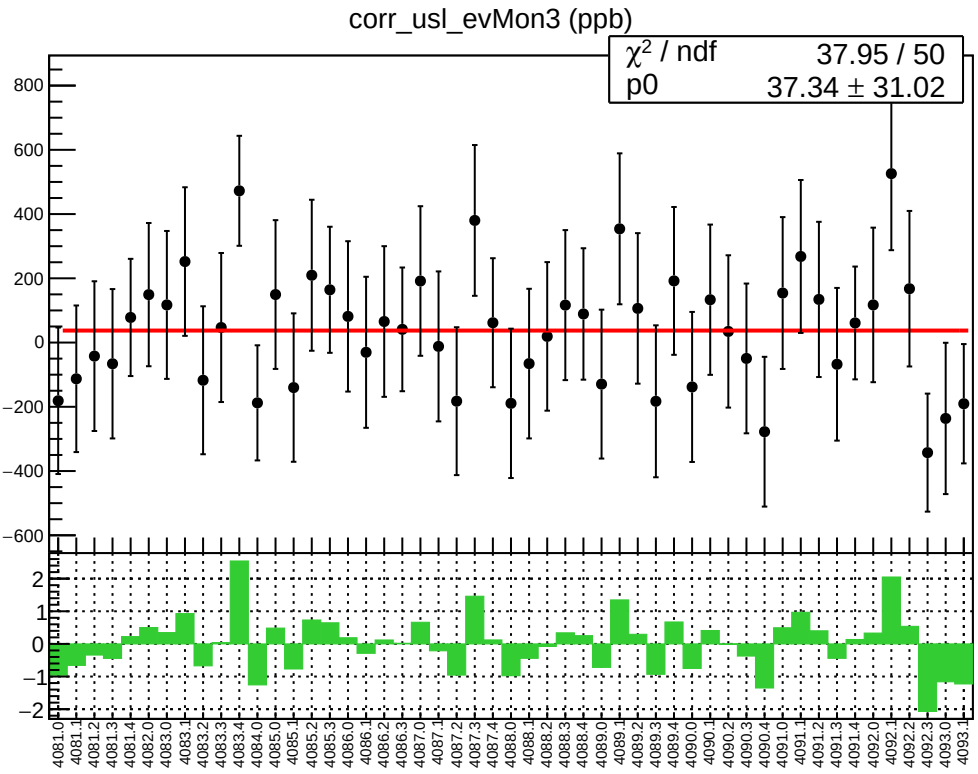
corr_usl_evMon3 (ppb)
χ² / ndf 37.95 / 50
p0 37.34 ± 31.02

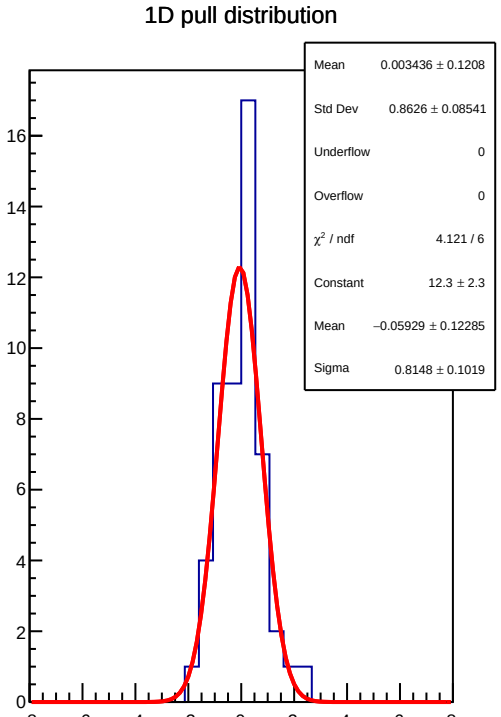
1D pull distribution
Mean 0.003436 ± 0.1208
Std Dev 0.8626 ± 0.08541
Underflow 0
Overflow 0
χ² / ndf 4.121 / 6
Constant 12.3 ± 2.3
Mean −0.05929 ± 0.12285
Sigma 0.8148 ± 0.1019

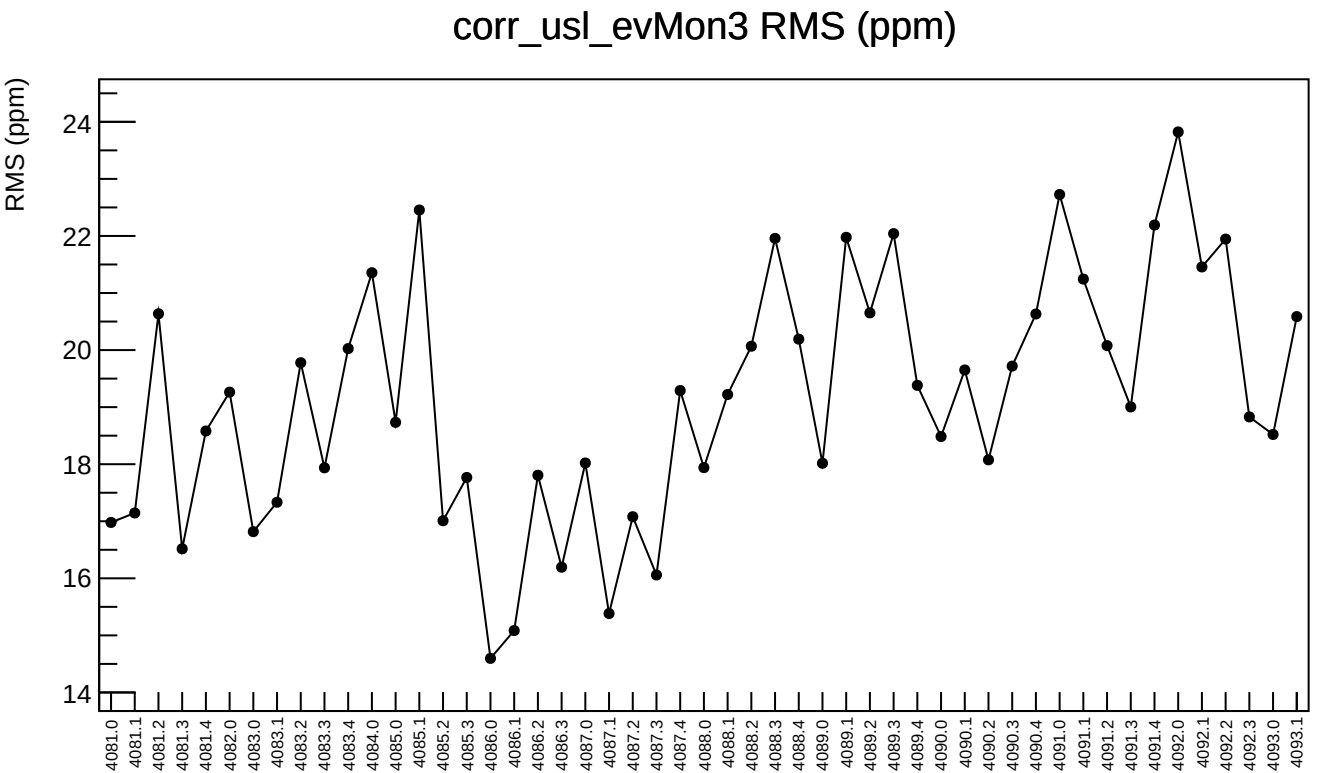
corr_usl_evMon3 RMS (ppm)
RMS (ppm)
24
22
20
18
16
14
4081.0
4081.1
4081.2
4081.3
4081.4
4082.0
4083.0
4083.1
4083.2
4083.3
4083.4
4084.0
4085.0
4085.1
4085.2
4085.3
4086.0
4086.1
4086.2
4086.3
4087.0
4087.1
4087.2
4087.3
4087.4
4088.0
4088.1
4088.2
4088.3
4088.4
4089.0
4089.1
4089.2
4089.3
4089.4
4090.0
4090.1
4090.2
4090.3
4090.4
4091.0
4091.1
4091.2
4091.3
4091.4
4092.0
4092.1
4092.2
4092.3
4093.0
4093.1

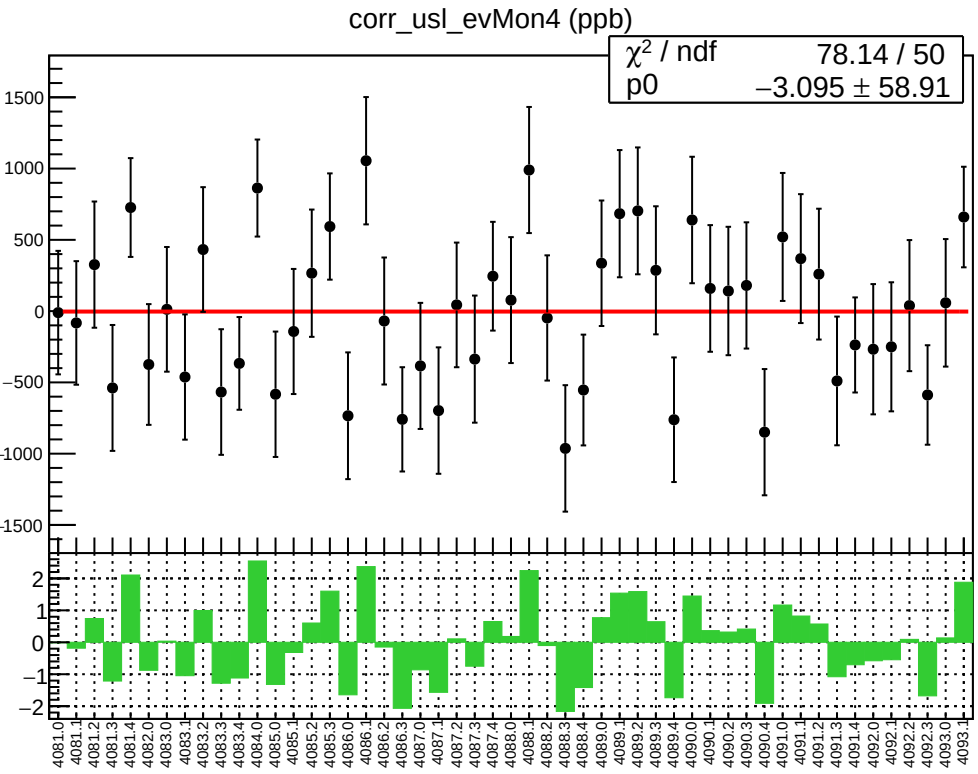
corr_usl_evMon4 (ppb)
χ² / ndf 78.14 / 50
p0 −3.095 ± 58.91
1500
1000
500
0
−500
−1000
−1500
2
1
0
−1
−2
4081.0
4081.1
4081.2
4081.3
4081.4
4082.0
4083.0
4083.1
4083.2
4083.3
4083.4
4084.0
4085.0
4085.1
4085.2
4085.3
4086.0
4086.1
4086.2
4086.3
4087.0
4087.1
4087.2
4087.3
4087.4
4088.0
4088.1
4088.2
4088.3
4088.4
4089.0
4089.1
4089.2
4089.3
4089.4
4090.0
4090.1
4090.2
4090.3
4090.4
4091.0
4091.1
4091.2
4091.3
4091.4
4092.0
4092.1
4092.2
4092.3
4093.0
4093.1

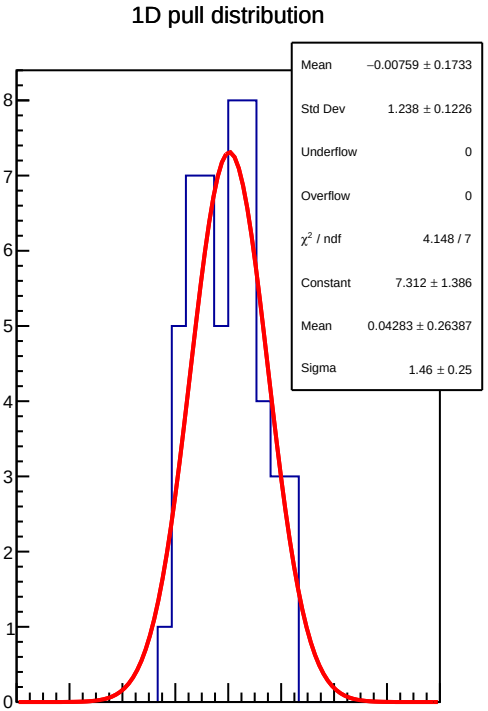
1D pull distribution
Mean −0.00759 ± 0.1733
Std Dev 1.238 ± 0.1226
Underflow 0
Overflow 0
χ² / ndf 4.148 / 7
Constant 7.312 ± 1.386
Mean 0.04283 ± 0.26387
Sigma 1.46 ± 0.25
8
7
6
5
4
3
2
1
0
−8
−6
−4
−2
0
2
4
6
8

corr_usl_evMon4 RMS (ppm)

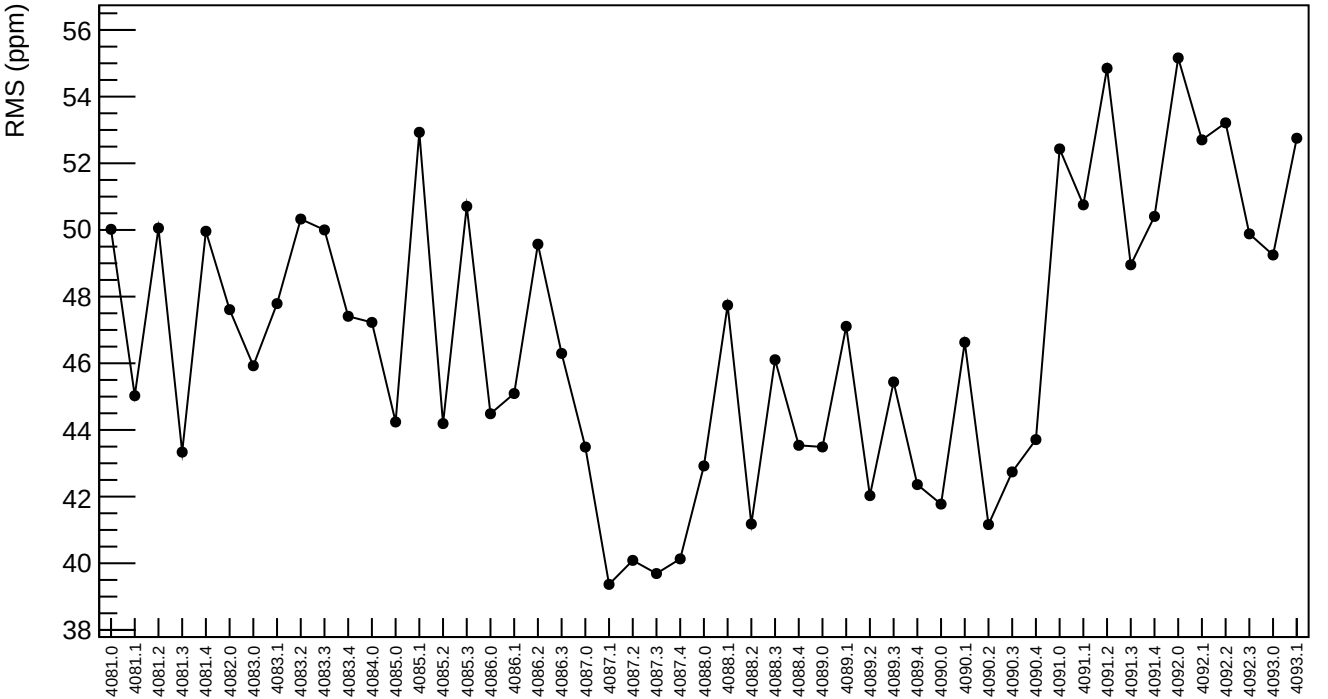

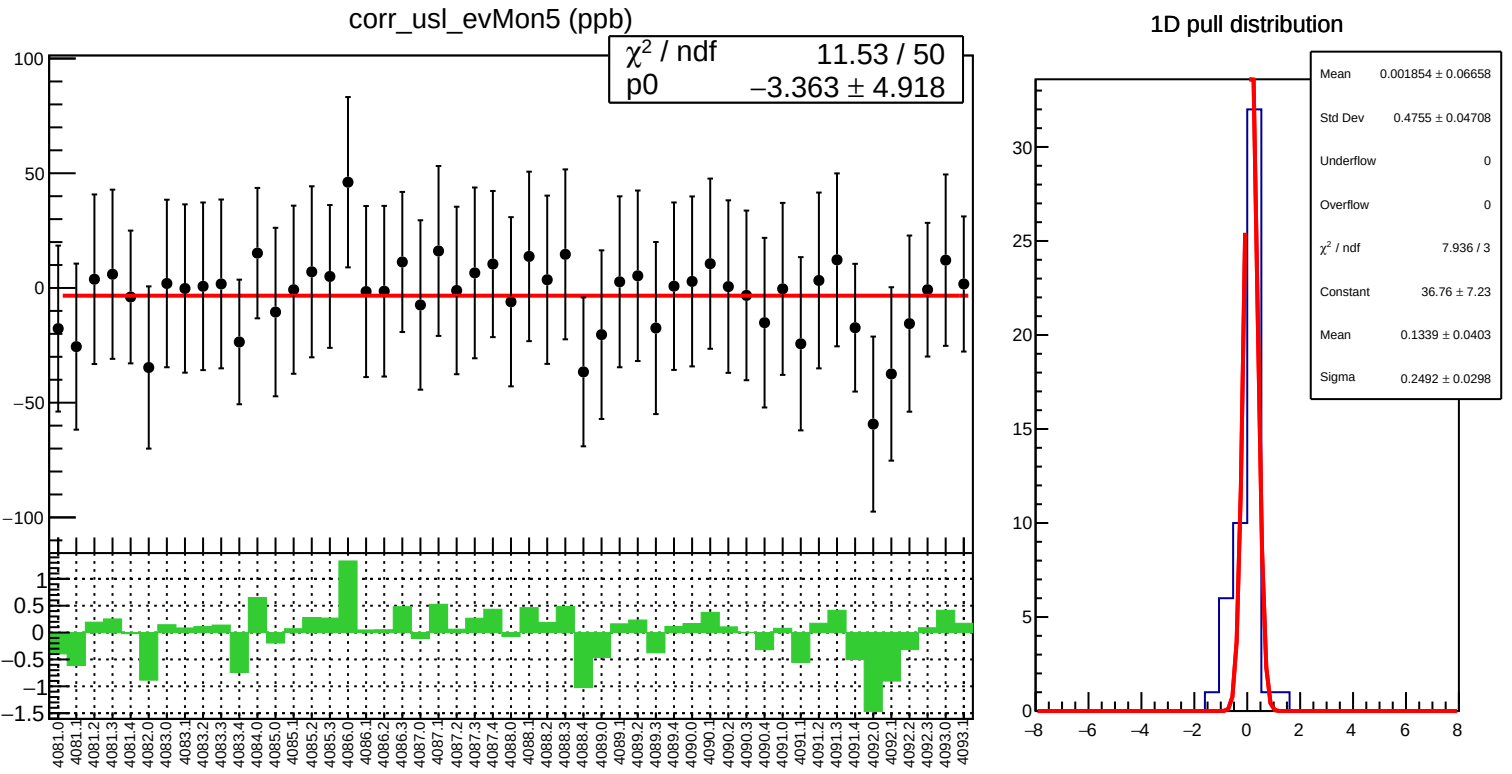
corr_usl_evMon5 (ppb)
χ² / ndf 11.53 / 50
p0 −3.363 ± 4.918
1D pull distribution
Mean 0.001854 ± 0.06658
Std Dev 0.4755 ± 0.04708
Underflow 0
Overflow 0
χ² / ndf 7.936 / 3
Constant 36.76 ± 7.23
Mean 0.1339 ± 0.0403
Sigma 0.2492 ± 0.0298

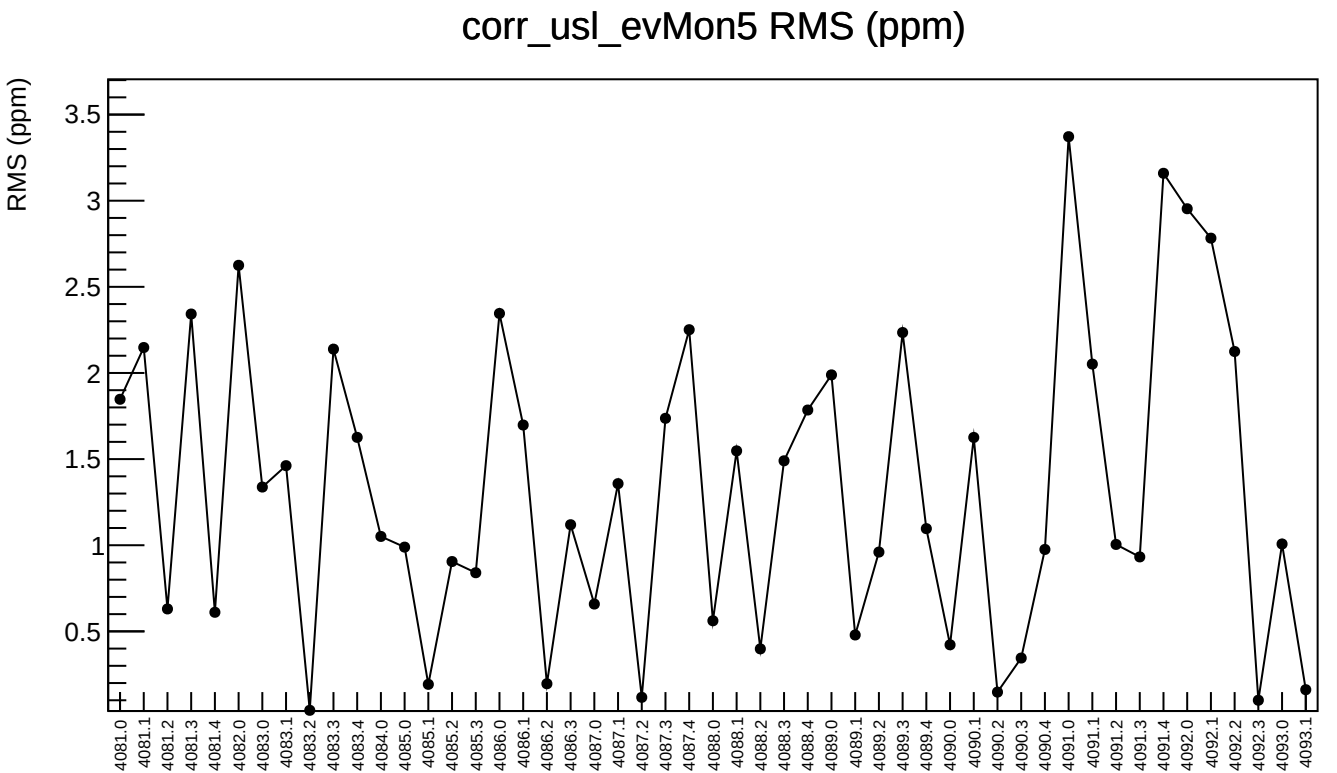
corr_usl_evMon5 RMS (ppm)
RMS (ppm)
3.5
3
2.5
2
1.5
1
0.5
4081.0
4081.1
4081.2
4081.3
4081.4
4082.0
4083.0
4083.1
4083.2
4083.3
4083.4
4084.0
4085.0
4085.1
4085.2
4085.3
4086.0
4086.1
4086.2
4086.3
4087.0
4087.1
4087.2
4087.3
4087.4
4088.0
4088.1
4088.2
4088.3
4088.4
4089.0
4089.1
4089.2
4089.3
4089.4
4090.0
4090.1
4090.2
4090.3
4090.4
4091.0
4091.1
4091.2
4091.3
4091.4
4092.0
4092.1
4092.2
4092.3
4093.0
4093.1

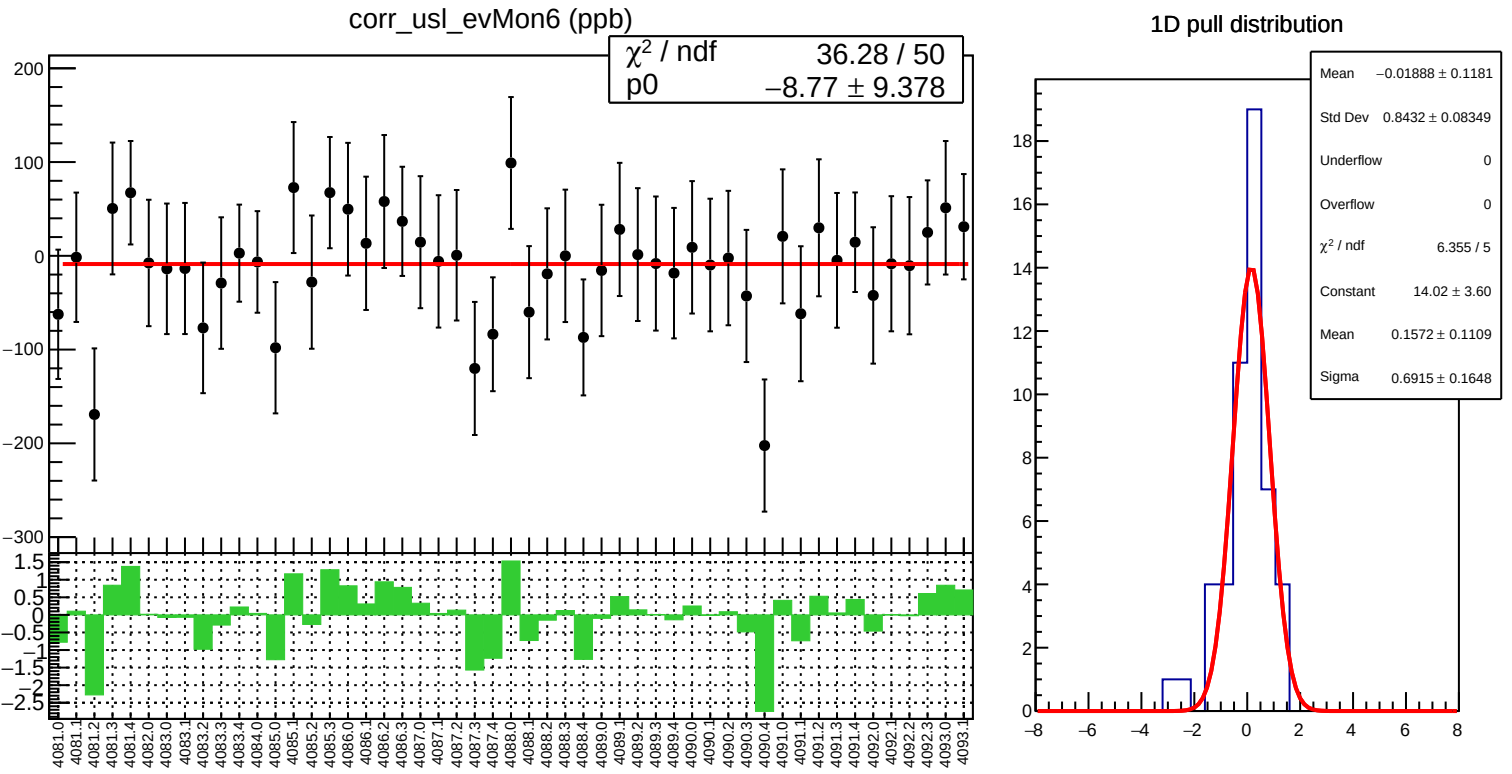
corr_usl_evMon6 (ppb)
χ² / ndf 36.28 / 50
p0 −8.77 ± 9.378
1D pull distribution
Mean −0.01888 ± 0.1181
Std Dev 0.8432 ± 0.08349
Underflow 0
Overflow 0
χ² / ndf 6.355 / 5
Constant 14.02 ± 3.60
Mean 0.1572 ± 0.1109
Sigma 0.6915 ± 0.1648

corr_usl_evMon6 RMS (ppm)

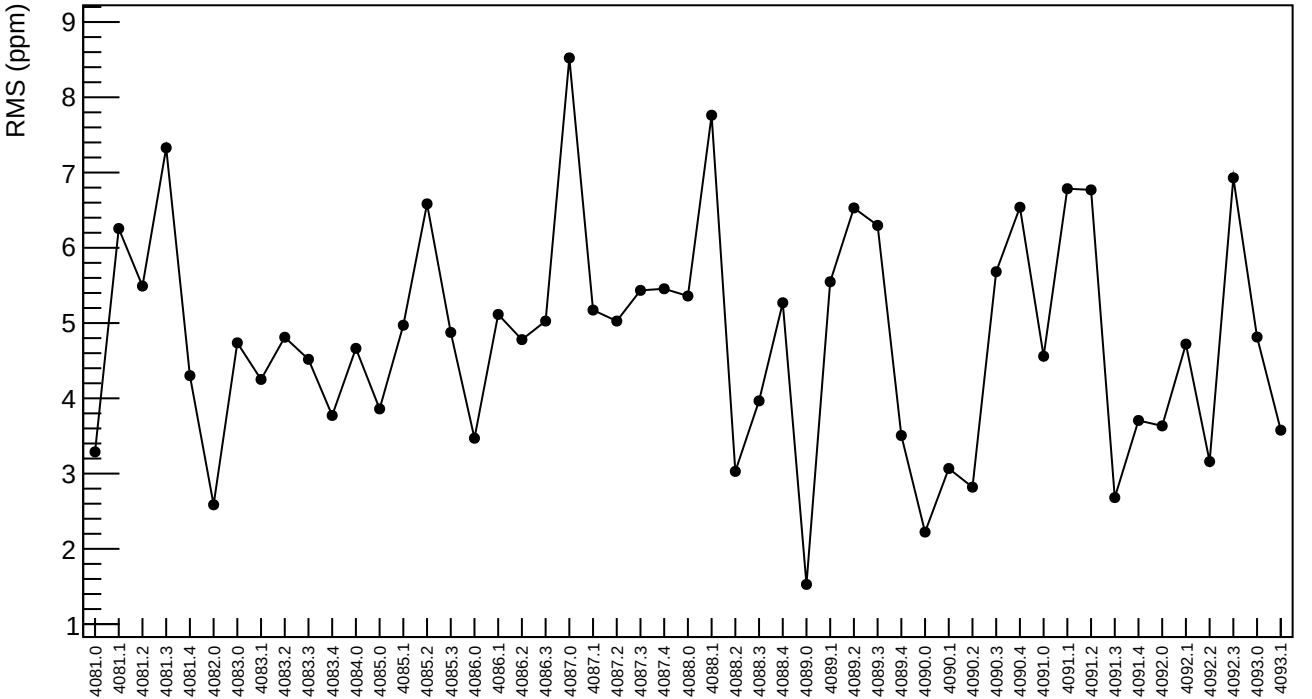

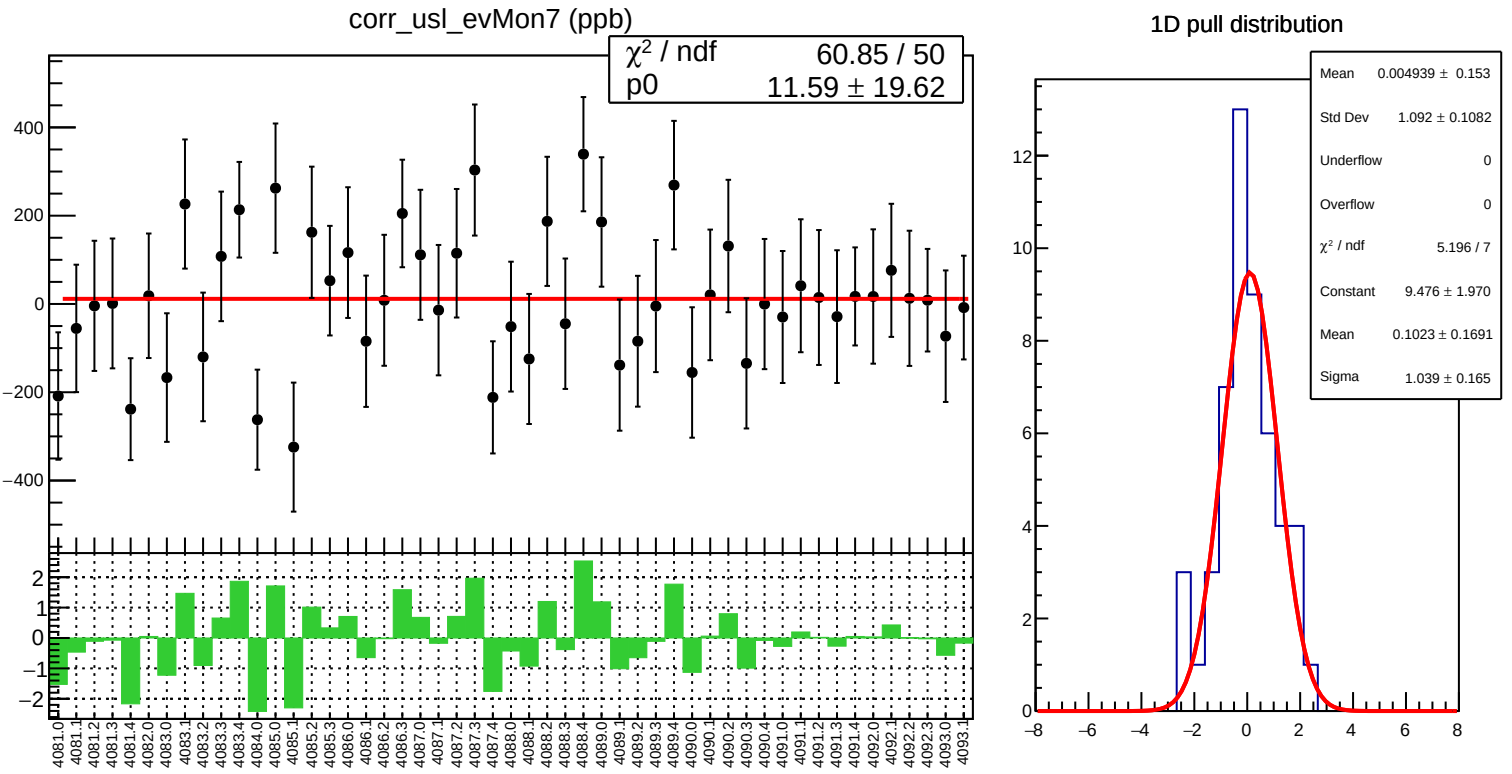
corr_usl_evMon7 (ppb)
χ² / ndf 60.85 / 50
p0 11.59 ± 19.62
1D pull distribution
Mean 0.004939 ± 0.153
Std Dev 1.092 ± 0.1082
Underflow 0
Overflow 0
χ² / ndf 5.196 / 7
Constant 9.476 ± 1.970
Mean 0.1023 ± 0.1691
Sigma 1.039 ± 0.165

corr_usl_evMon7 RMS (ppm)

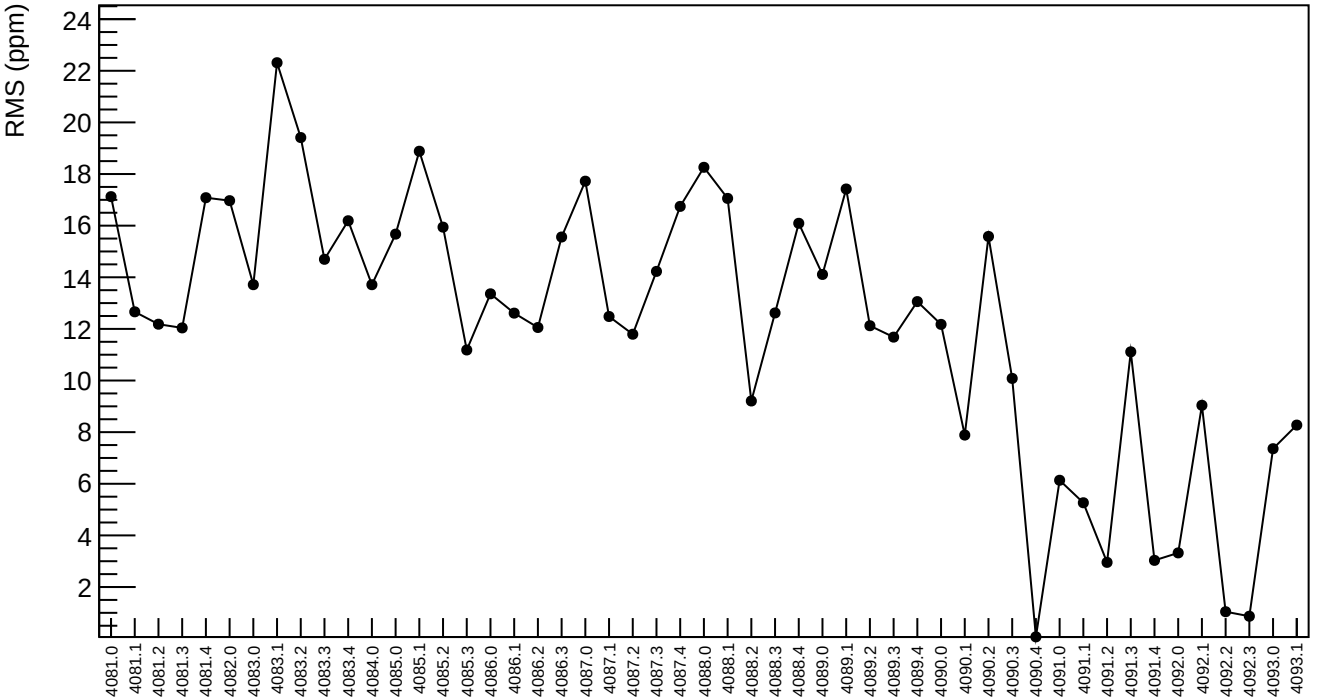

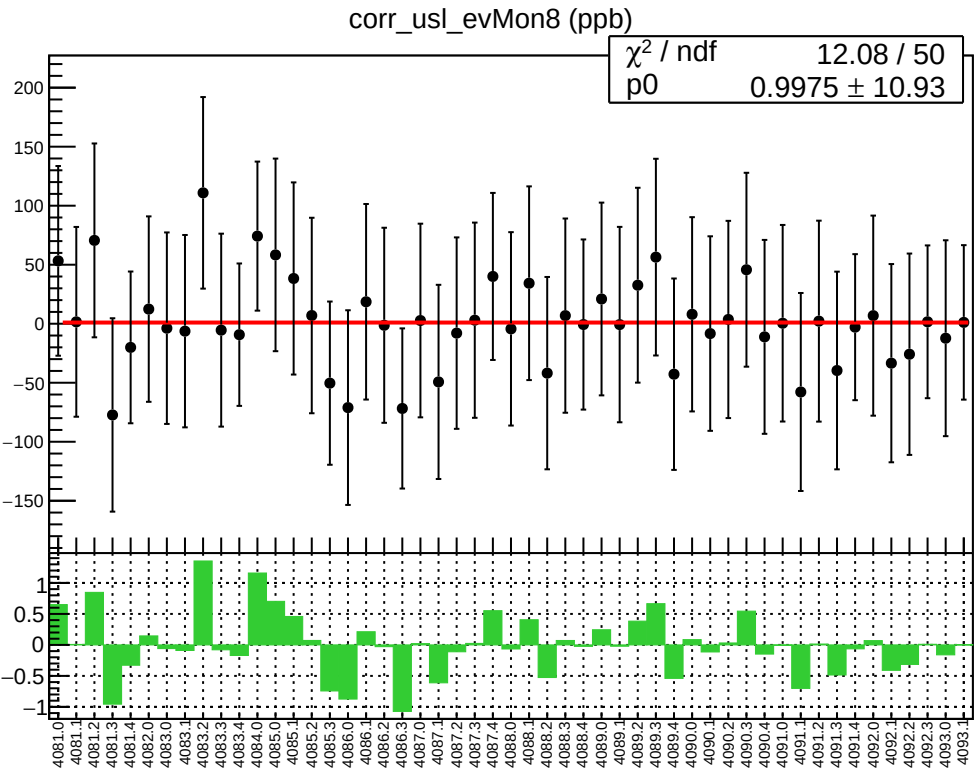
corr_usl_evMon8 (ppb)
χ² / ndf 12.08 / 50
p0 0.9975 ± 10.93

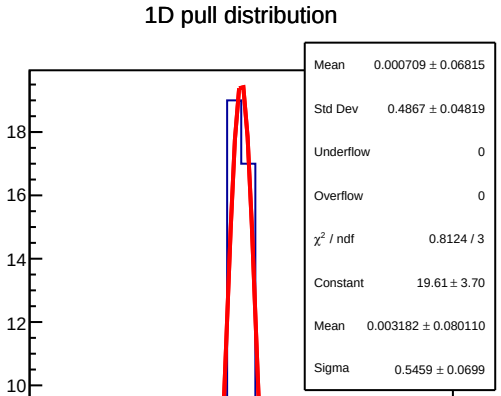
1D pull distribution
Mean 0.000709 ± 0.06815
Std Dev 0.4867 ± 0.04819
Underflow 0
Overflow 0
χ² / ndf 0.8124 / 3
Constant 19.61 ± 3.70
Mean 0.003182 ± 0.080110
Sigma 0.5459 ± 0.0699

corr_usl_evMon8 RMS (ppm)

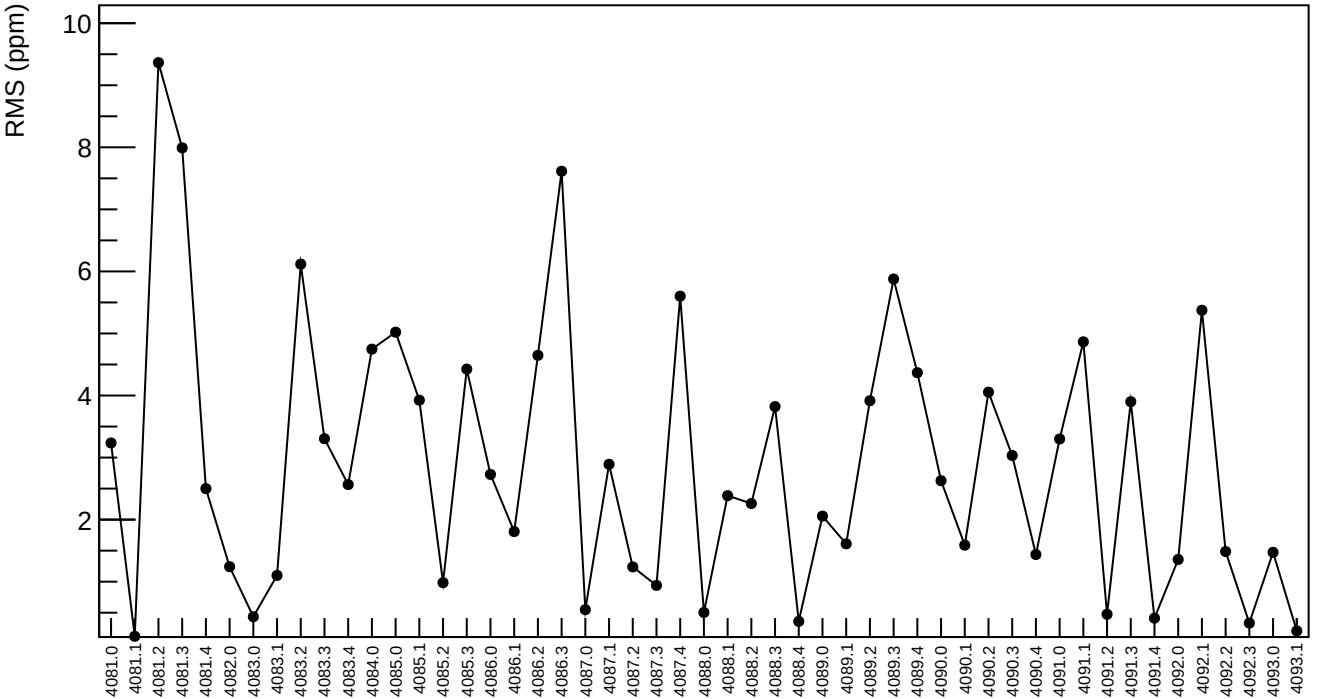

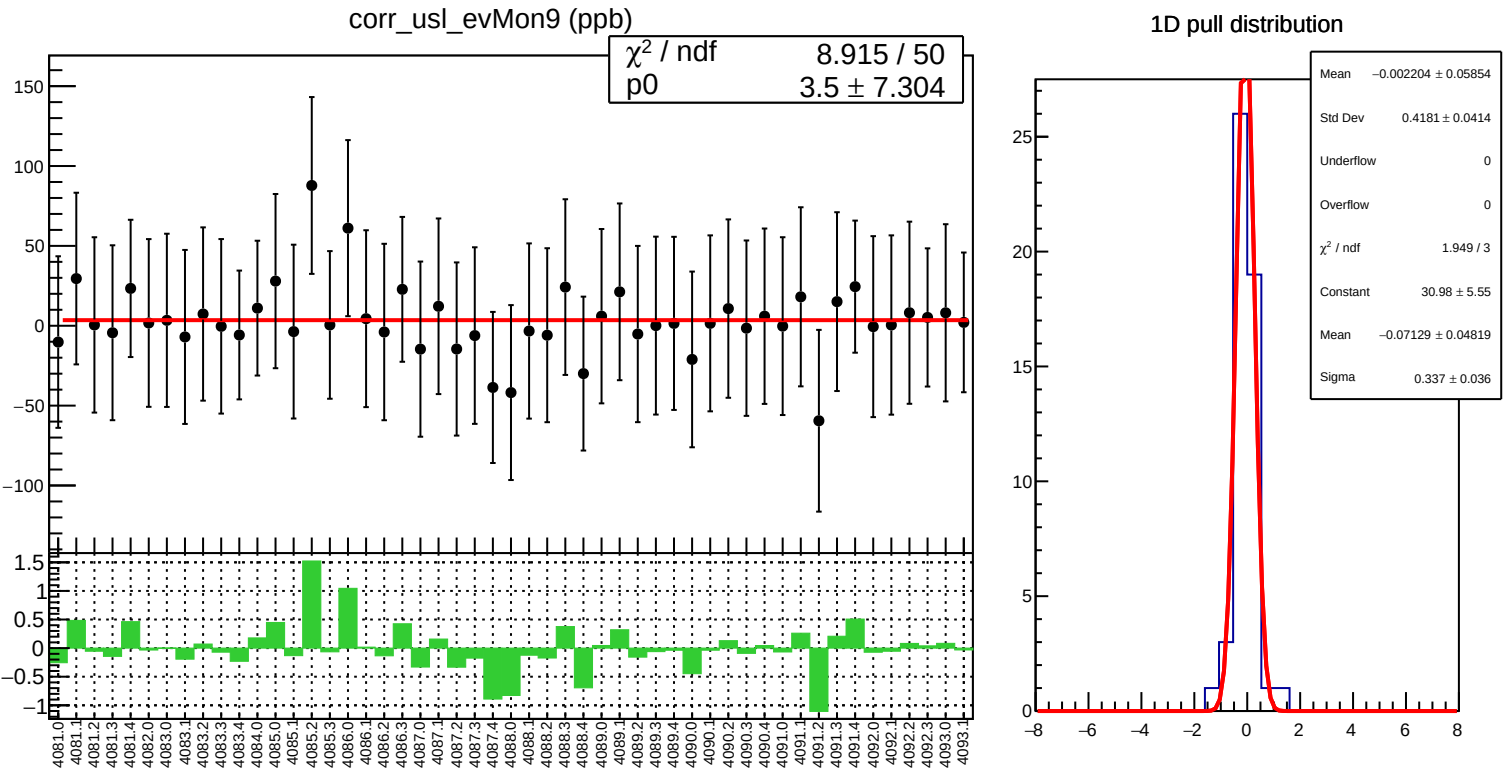
corr_usl_evMon9 (ppb)
χ² / ndf 8.915 / 50
p0 3.5 ± 7.304
1D pull distribution
Mean −0.002204 ± 0.05854
Std Dev 0.4181 ± 0.0414
Underflow 0
Overflow 0
χ² / ndf 1.949 / 3
Constant 30.98 ± 5.55
Mean −0.07129 ± 0.04819
Sigma 0.337 ± 0.036

corr_usl_evMon9 RMS (ppm)

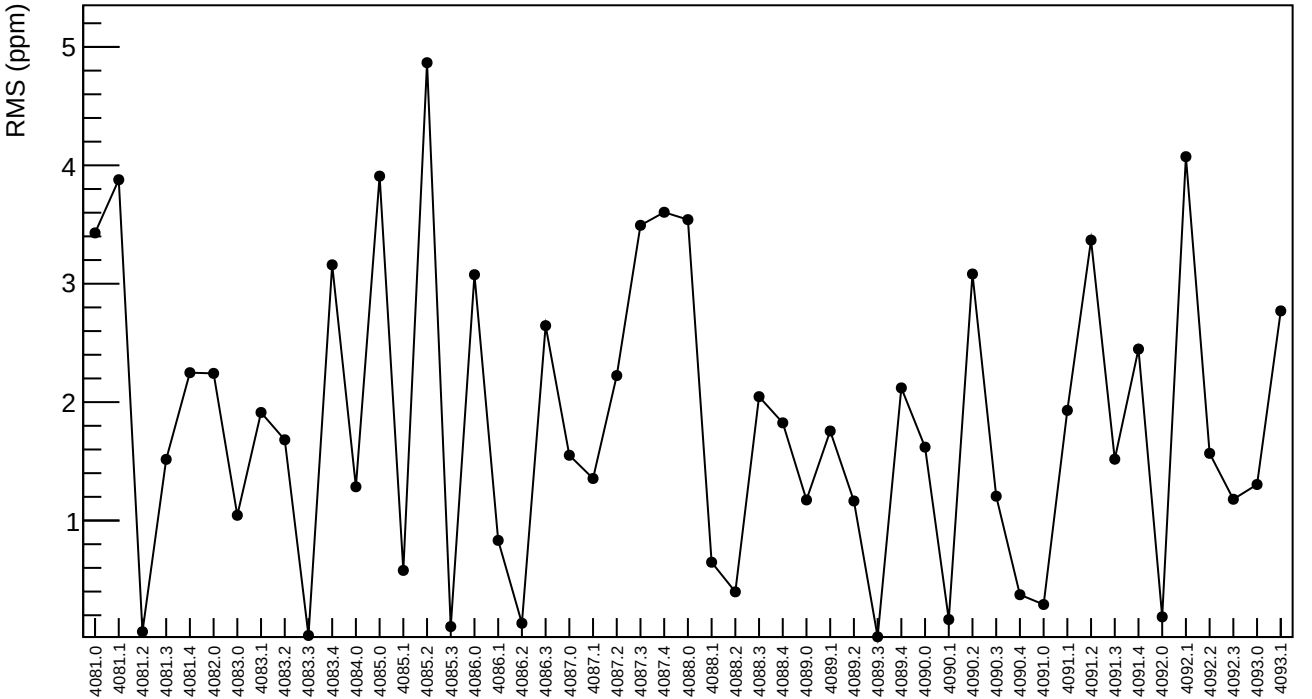

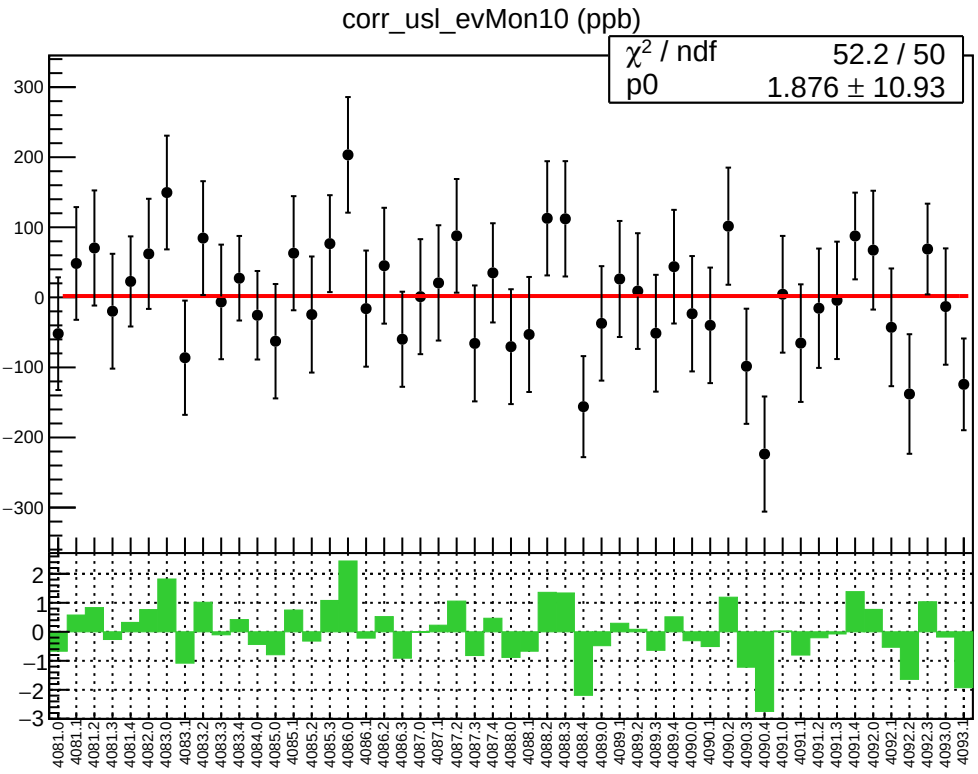
corr_usl_evMon10 (ppb)
χ² / ndf 52.2 / 50
p0 1.876 ± 10.93
300
200
100
0
−100
−200
−300
2
1
0
−1
−2
−3
4081.0
4081.1
4081.2
4081.3
4081.4
4082.0
4083.0
4083.1
4083.2
4083.3
4083.4
4084.0
4085.0
4085.1
4085.2
4085.3
4086.0
4086.1
4086.2
4086.3
4087.0
4087.1
4087.2
4087.3
4087.4
4088.0
4088.1
4088.2
4088.3
4088.4
4089.0
4089.1
4089.2
4089.3
4089.4
4090.0
4090.1
4090.2
4090.3
4090.4
4091.0
4091.1
4091.2
4091.3
4091.4
4092.0
4092.1
4092.2
4092.3
4093.0
4093.1

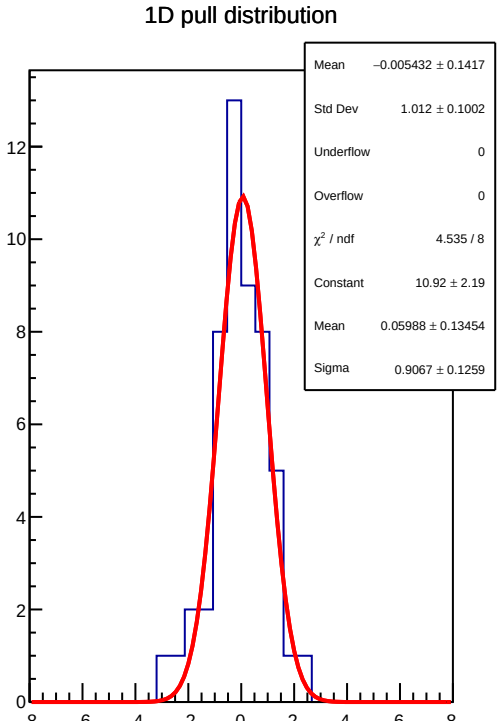
1D pull distribution
Mean −0.005432 ± 0.1417
Std Dev 1.012 ± 0.1002
Underflow 0
Overflow 0
χ² / ndf 4.535 / 8
Constant 10.92 ± 2.19
Mean 0.05988 ± 0.13454
Sigma 0.9067 ± 0.1259
12
10
8
6
4
2
0
−8
−6
−4
−2
0
2
4
6
8

corr_usl_evMon10 RMS (ppm)

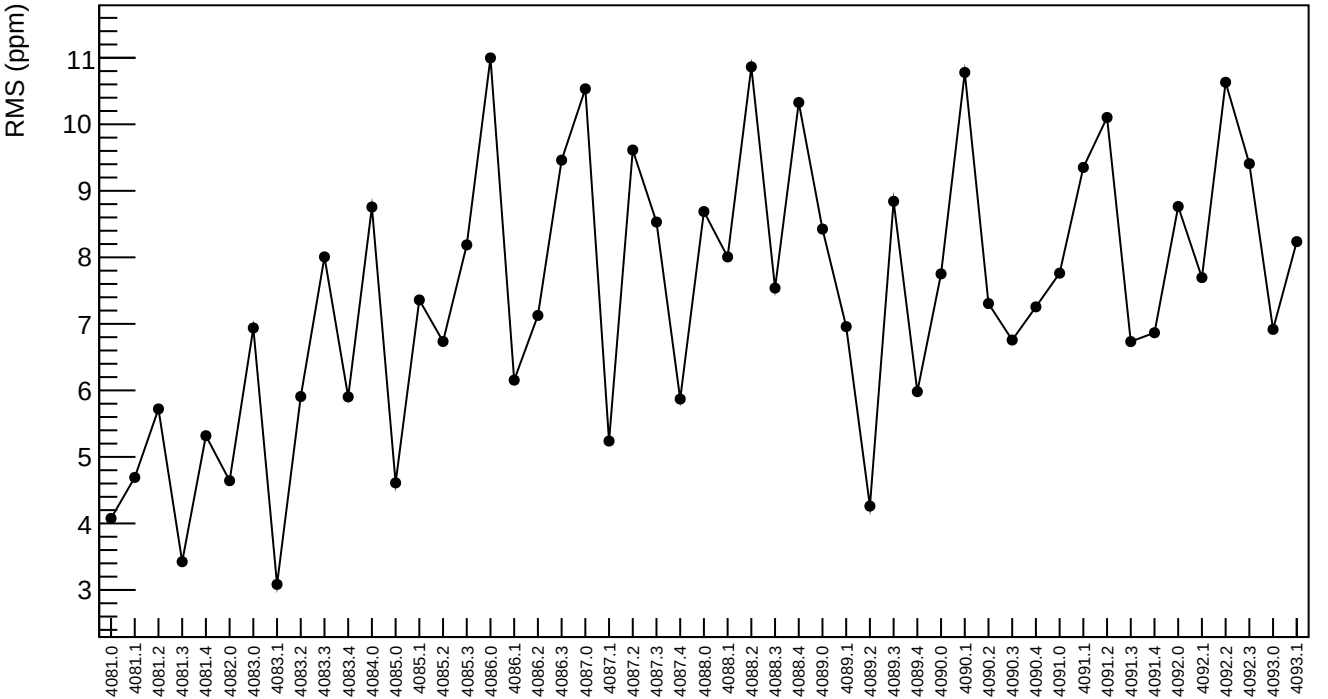

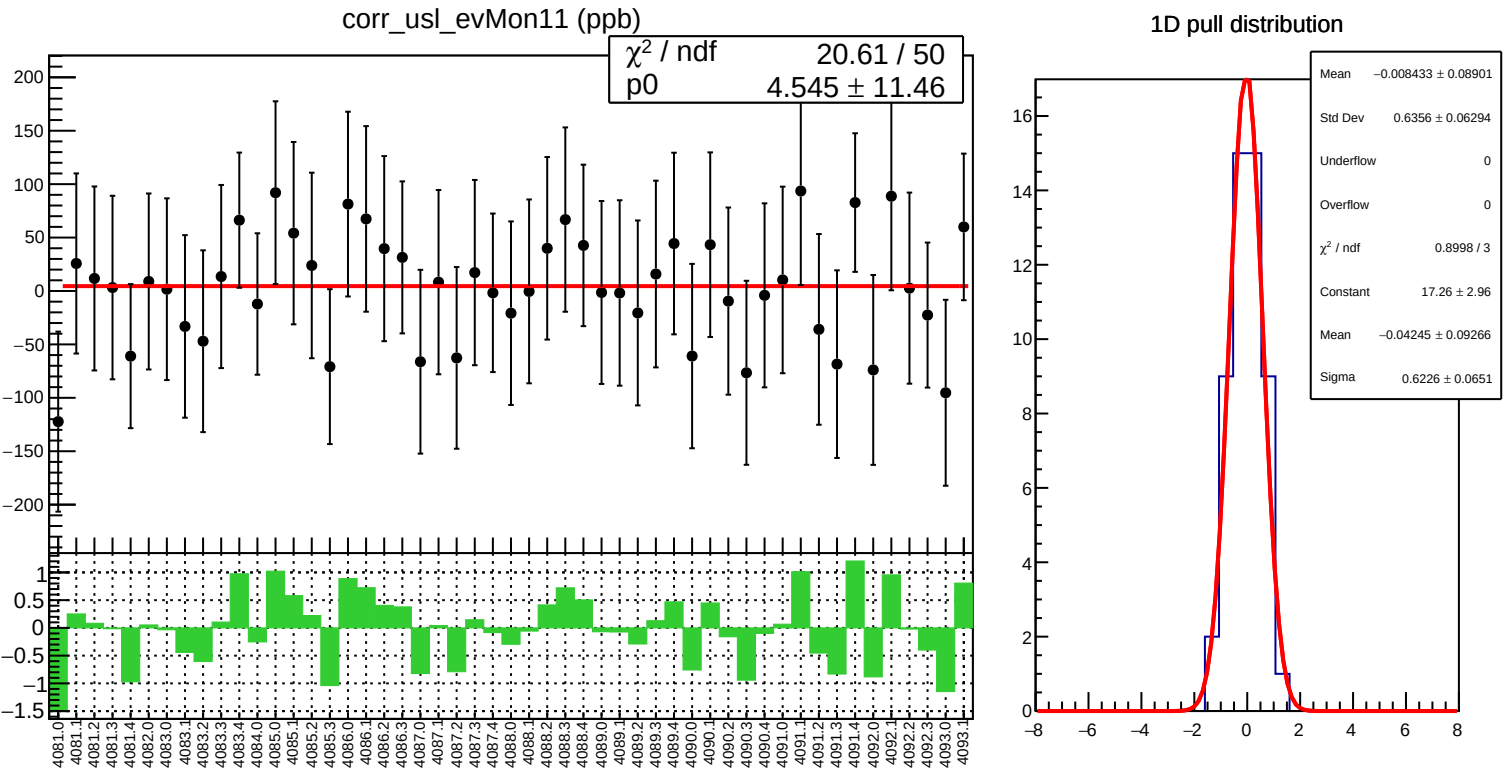
corr_usl_evMon11 (ppb)
χ² / ndf 20.61 / 50
p0 4.545 ± 11.46
1D pull distribution
Mean −0.008433 ± 0.08901
Std Dev 0.6356 ± 0.06294
Underflow 0
Overflow 0
χ² / ndf 0.8998 / 3
Constant 17.26 ± 2.96
Mean −0.04245 ± 0.09266
Sigma 0.6226 ± 0.0651

corr_usl_evMon11 RMS (ppm)

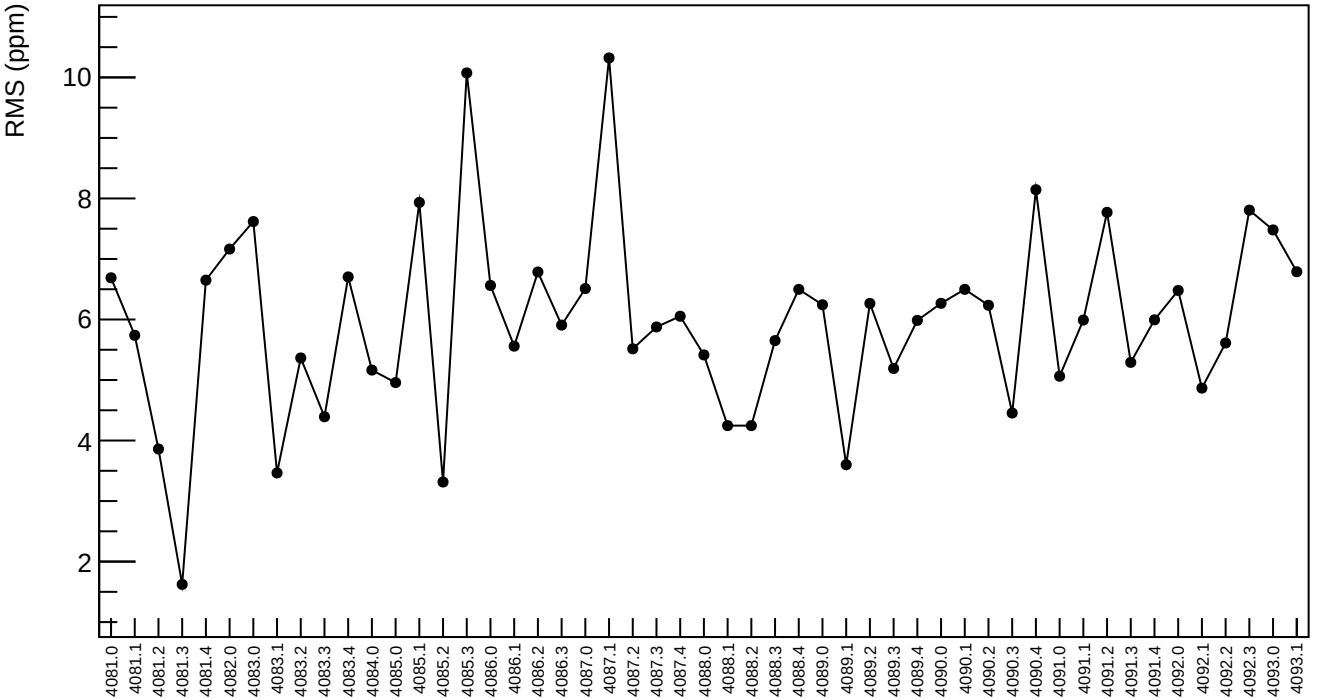

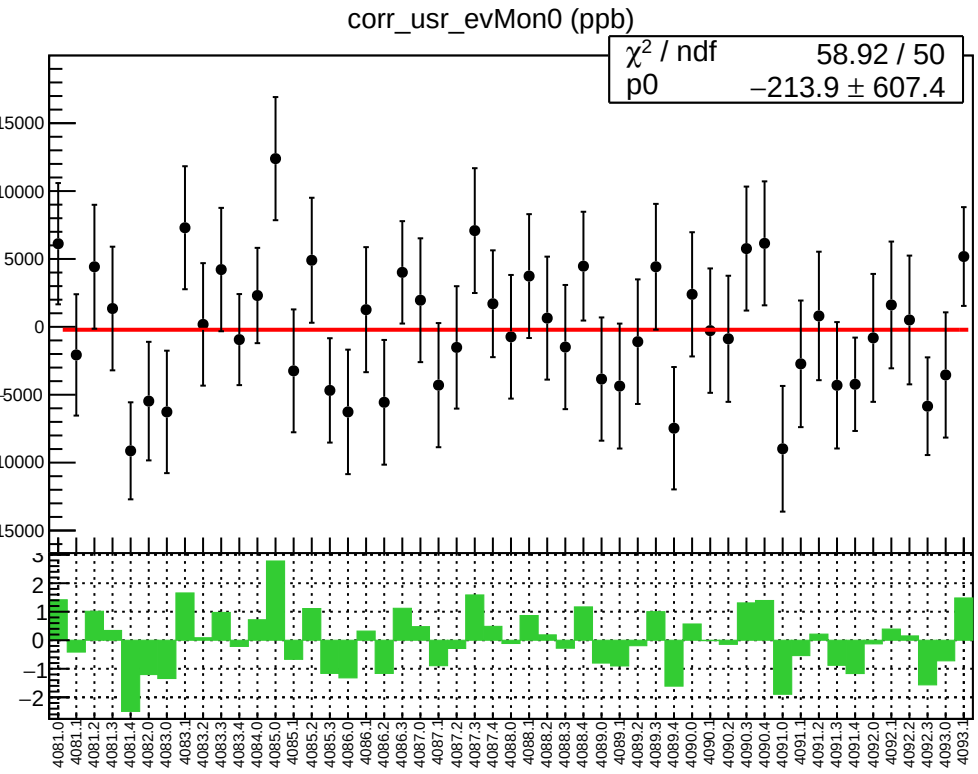
corr_usr_evMon0 (ppb)
χ² / ndf 58.92 / 50
p0 −213.9 ± 607.4
15000
10000
5000
0
−5000
−10000
−15000
3
2
1
0
−1
−2
4081.0
4081.1
4081.2
4081.3
4081.4
4082.0
4083.0
4083.1
4083.2
4083.3
4083.4
4084.0
4085.0
4085.1
4085.2
4085.3
4086.0
4086.1
4086.2
4086.3
4087.0
4087.1
4087.2
4087.3
4087.4
4088.0
4088.1
4088.2
4088.3
4088.4
4089.0
4089.1
4089.2
4089.3
4089.4
4090.0
4090.1
4090.2
4090.3
4090.4
4091.0
4091.1
4091.2
4091.3
4091.4
4092.0
4092.1
4092.2
4092.3
4093.0
4093.1

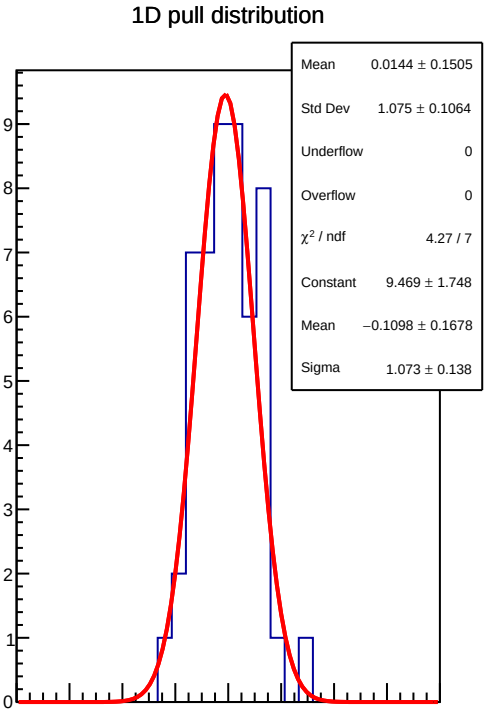
1D pull distribution
Mean 0.0144 ± 0.1505
Std Dev 1.075 ± 0.1064
Underflow 0
Overflow 0
χ² / ndf 4.27 / 7
Constant 9.469 ± 1.748
Mean −0.1098 ± 0.1678
Sigma 1.073 ± 0.138
9
8
7
6
5
4
3
2
1
0
−8
−6
−4
−2
0
2
4
6
8

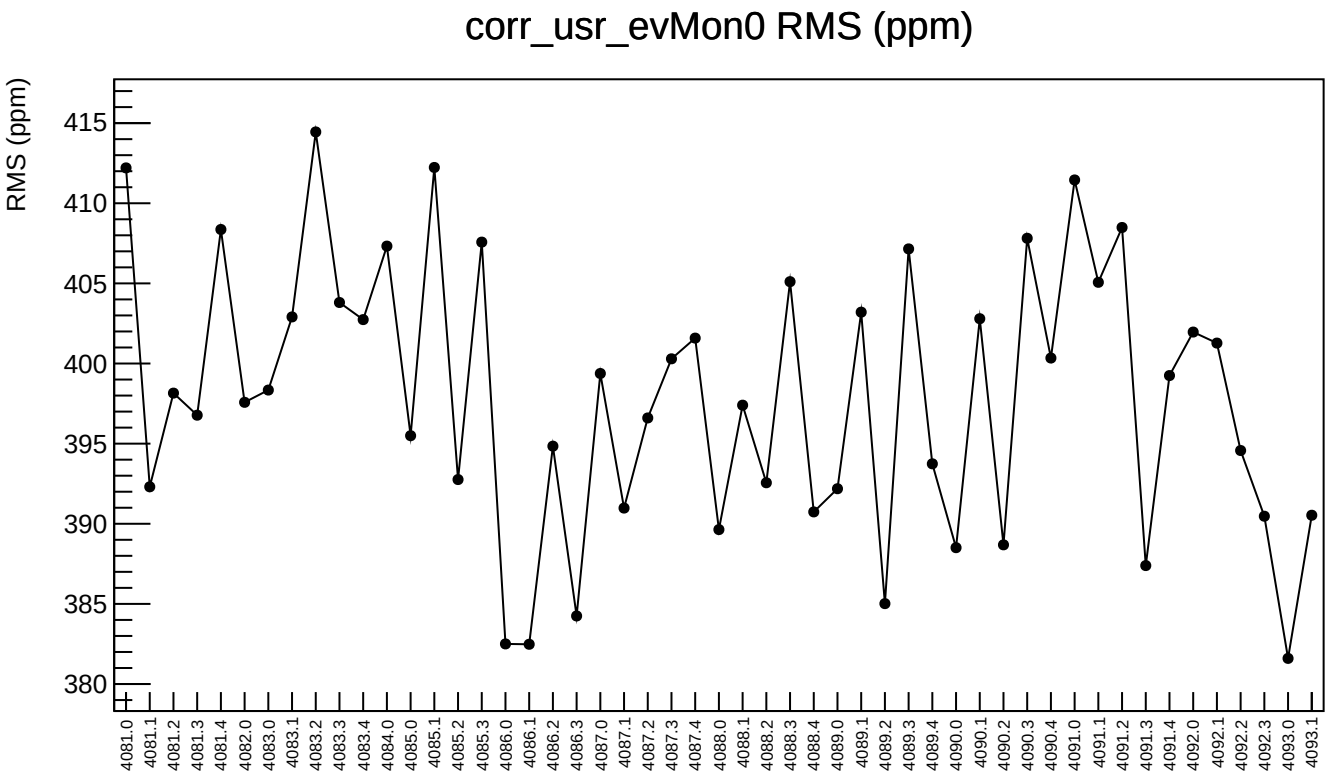
corr_usr_evMon0 RMS (ppm)
RMS (ppm)
415
410
405
400
395
390
385
380
4081.0
4081.1
4081.2
4081.3
4081.4
4082.0
4083.0
4083.1
4083.2
4083.3
4083.4
4084.0
4085.0
4085.1
4085.2
4085.3
4086.0
4086.1
4086.2
4086.3
4087.0
4087.1
4087.2
4087.3
4087.4
4088.0
4088.1
4088.2
4088.3
4088.4
4089.0
4089.1
4089.2
4089.3
4089.4
4090.0
4090.1
4090.2
4090.3
4090.4
4091.0
4091.1
4091.2
4091.3
4091.4
4092.0
4092.1
4092.2
4092.3
4093.0
4093.1

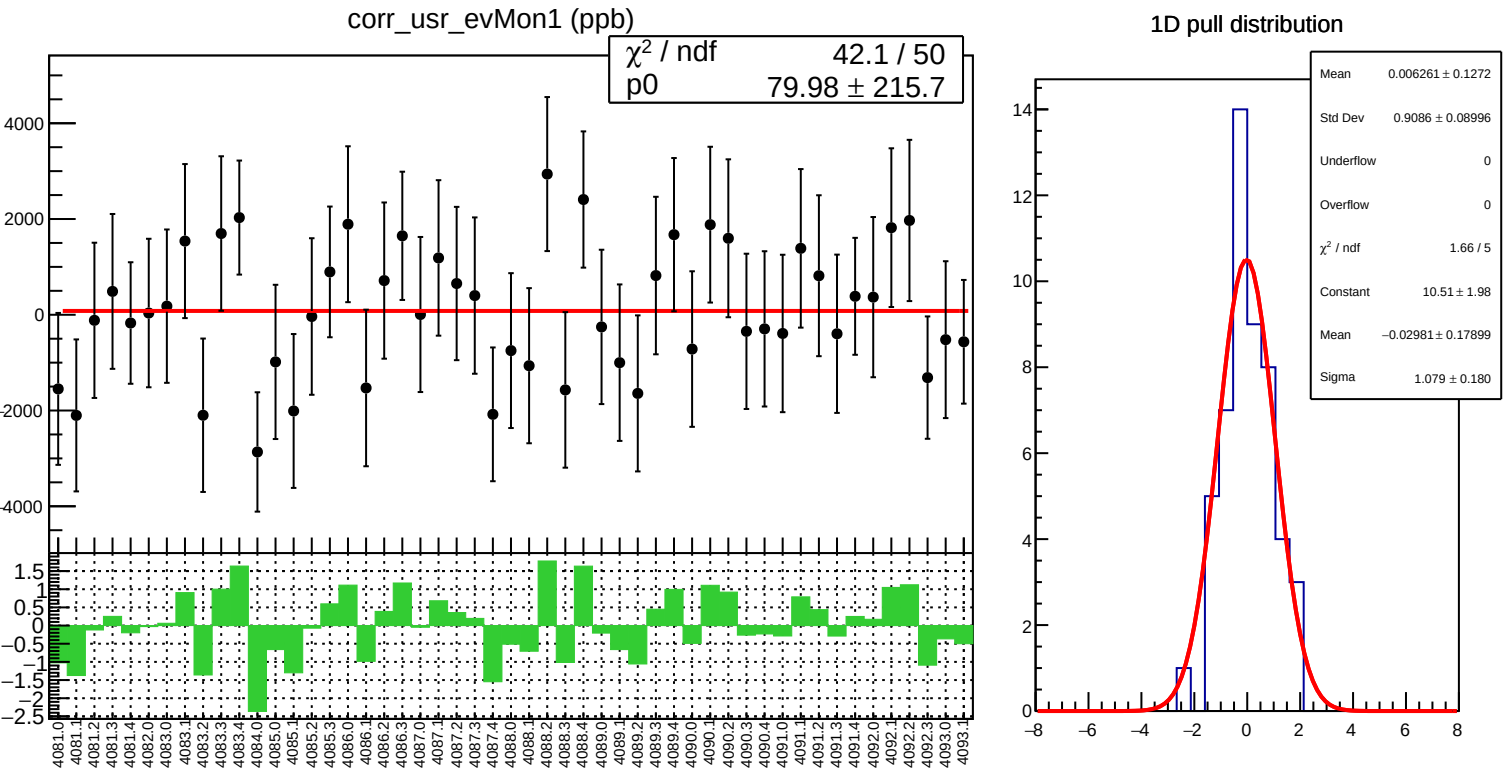
corr_usr_evMon1 (ppb)
χ² / ndf 42.1 / 50
p0 79.98 ± 215.7
1D pull distribution
Mean 0.006261 ± 0.1272
Std Dev 0.9086 ± 0.08996
Underflow 0
Overflow 0
χ² / ndf 1.66 / 5
Constant 10.51 ± 1.98
Mean −0.02981 ± 0.17899
Sigma 1.079 ± 0.180

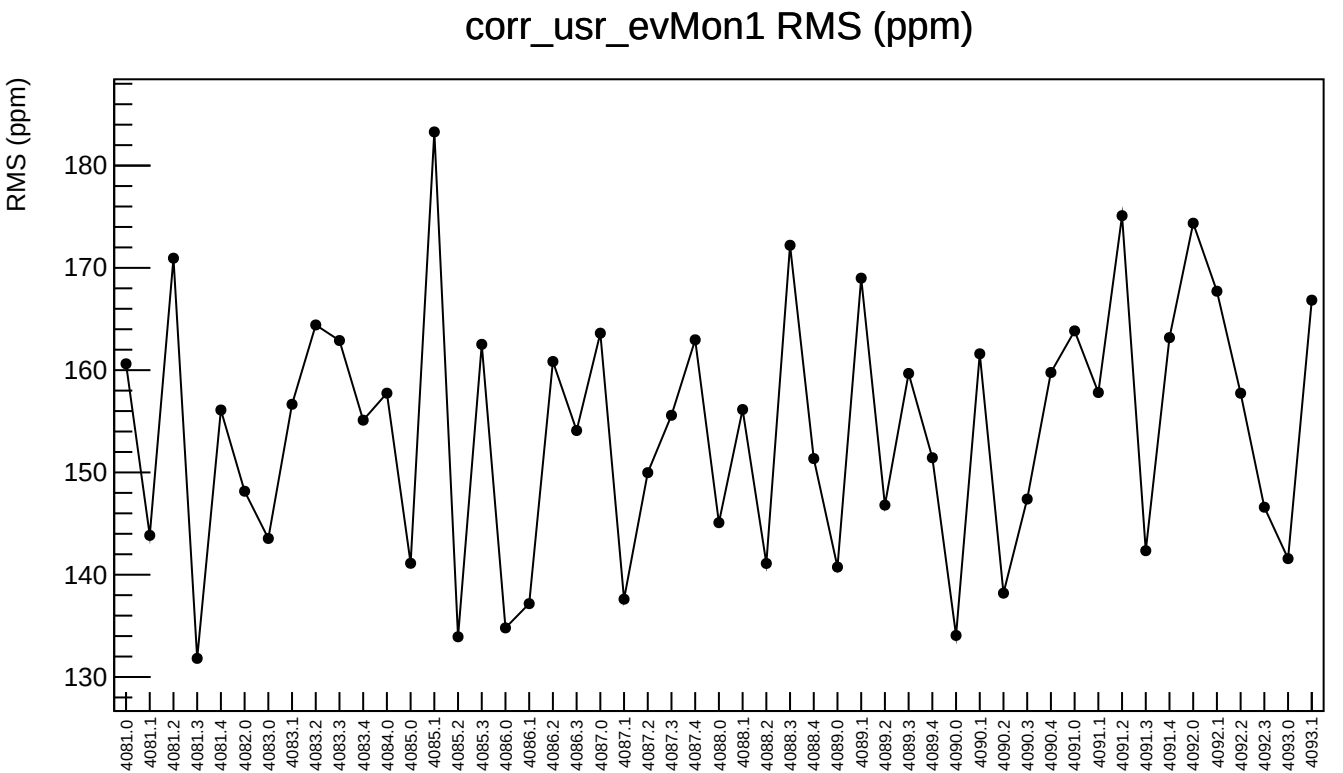
corr_usr_evMon1 RMS (ppm)
RMS (ppm)
180
170
160
150
140
130
4081.0
4081.1
4081.2
4081.3
4081.4
4082.0
4083.0
4083.1
4083.2
4083.3
4083.4
4084.0
4085.0
4085.1
4085.2
4085.3
4086.0
4086.1
4086.2
4086.3
4087.0
4087.1
4087.2
4087.3
4087.4
4088.0
4088.1
4088.2
4088.3
4088.4
4089.0
4089.1
4089.2
4089.3
4089.4
4090.0
4090.1
4090.2
4090.3
4090.4
4091.0
4091.1
4091.2
4091.3
4091.4
4092.0
4092.1
4092.2
4092.3
4093.0
4093.1

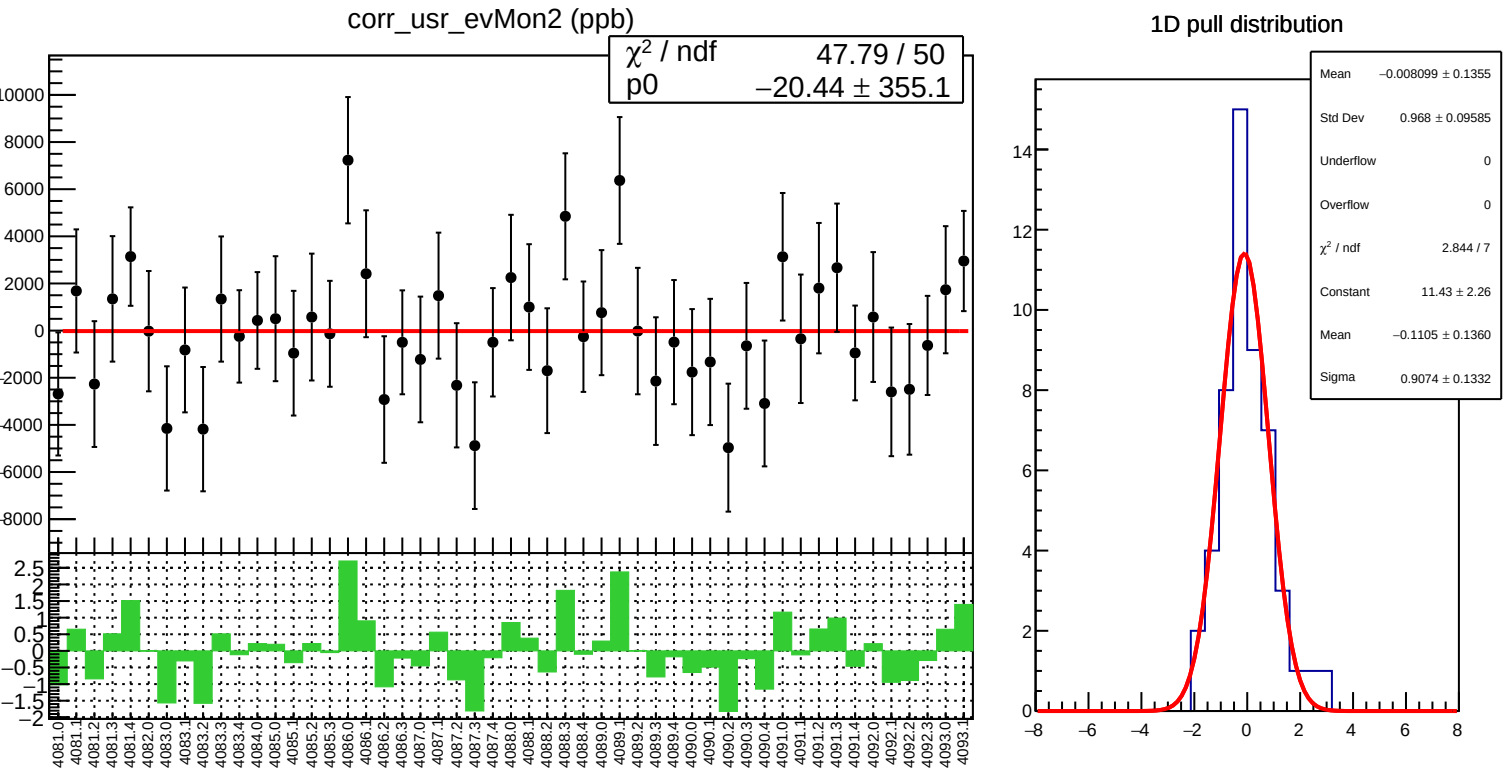
corr_usr_evMon2 (ppb)
χ² / ndf 47.79 / 50
p0 −20.44 ± 355.1
1D pull distribution
Mean −0.008099 ± 0.1355
Std Dev 0.968 ± 0.09585
Underflow 0
Overflow 0
χ² / ndf 2.844 / 7
Constant 11.43 ± 2.26
Mean −0.1105 ± 0.1360
Sigma 0.9074 ± 0.1332

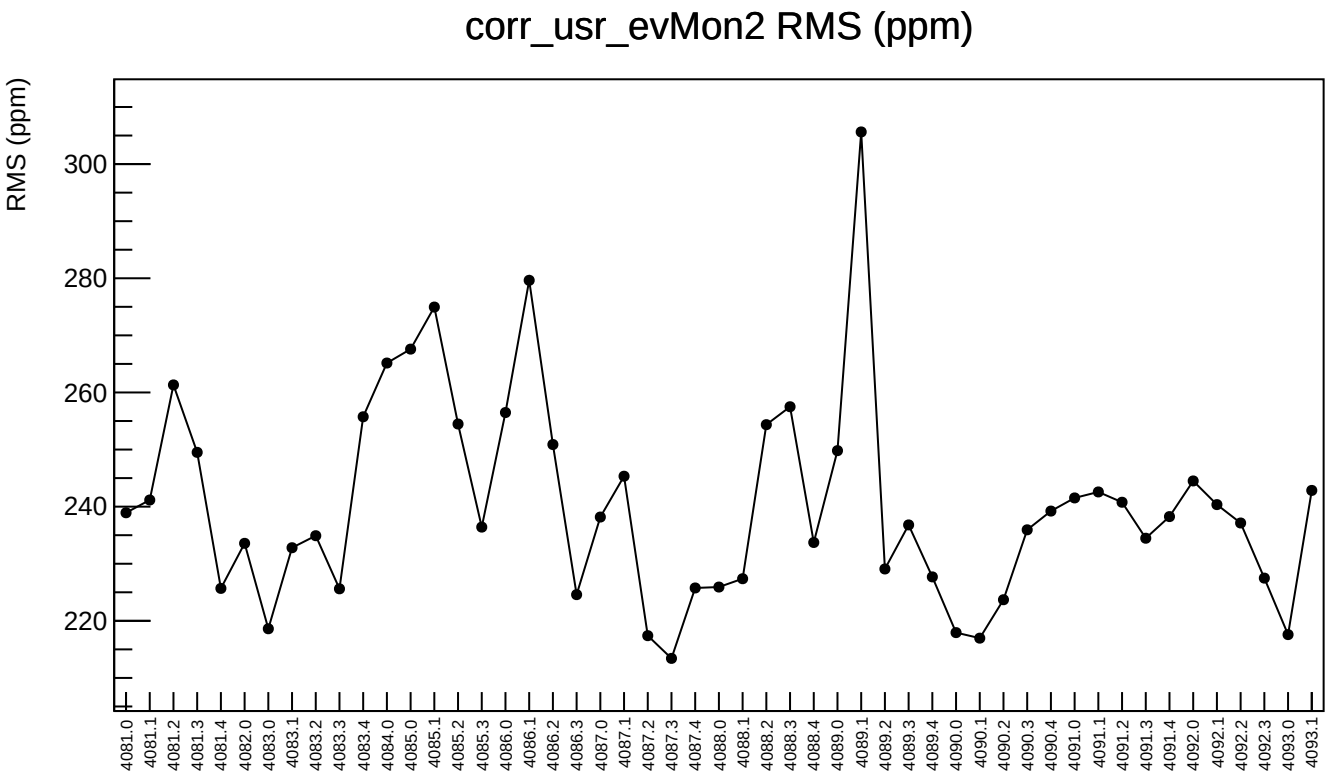
corr_usr_evMon2 RMS (ppm)
RMS (ppm)
300
280
260
240
220
4081.0
4081.1
4081.2
4081.3
4081.4
4082.0
4083.0
4083.1
4083.2
4083.3
4083.4
4084.0
4085.0
4085.1
4085.2
4085.3
4086.0
4086.1
4086.2
4086.3
4087.0
4087.1
4087.2
4087.3
4087.4
4088.0
4088.1
4088.2
4088.3
4088.4
4089.0
4089.1
4089.2
4089.3
4089.4
4090.0
4090.1
4090.2
4090.3
4090.4
4091.0
4091.1
4091.2
4091.3
4091.4
4092.0
4092.1
4092.2
4092.3
4093.0
4093.1

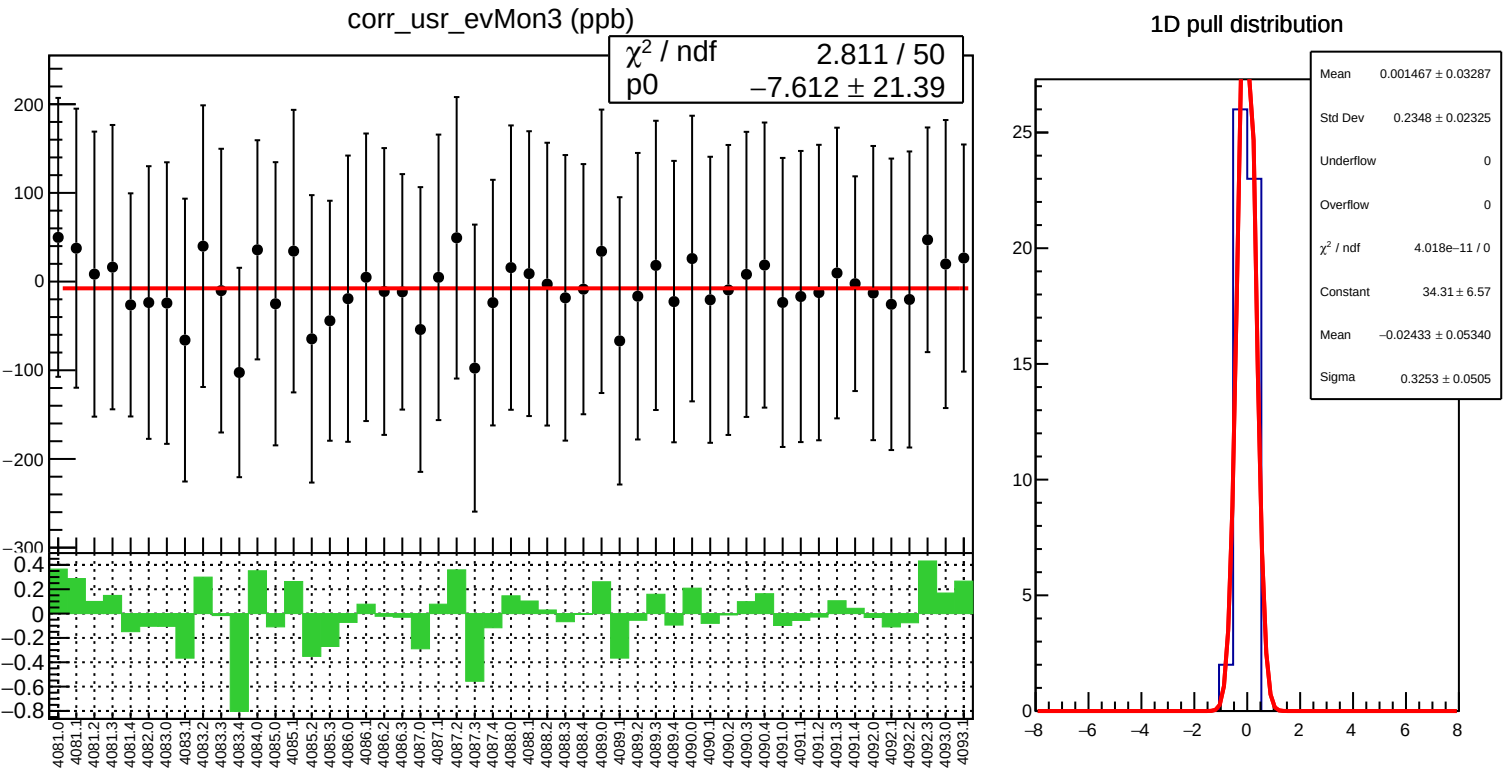
corr_usr_evMon3 (ppb)
χ² / ndf 2.811 / 50
p0 −7.612 ± 21.39
1D pull distribution
Mean 0.001467 ± 0.03287
Std Dev 0.2348 ± 0.02325
Underflow 0
Overflow 0
χ² / ndf 4.018e−11 / 0
Constant 34.31 ± 6.57
Mean −0.02433 ± 0.05340
Sigma 0.3253 ± 0.0505

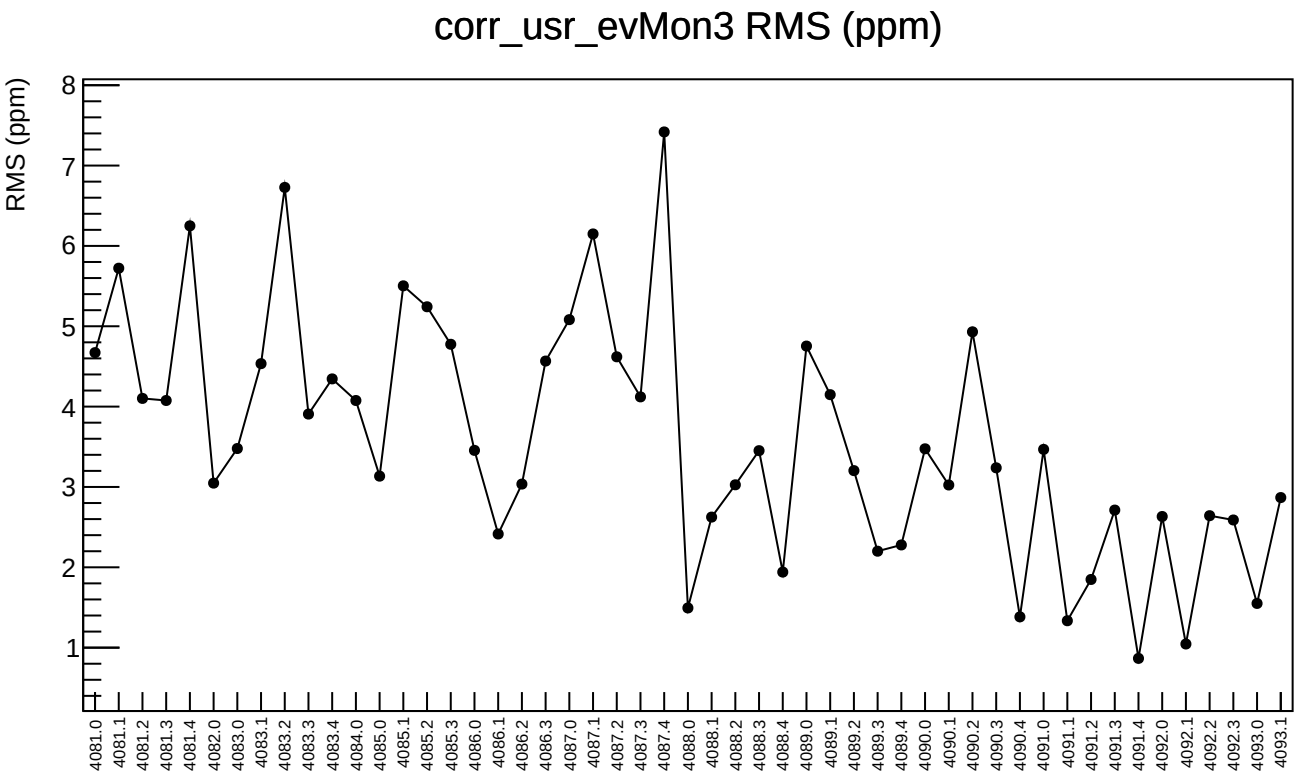
corr_usr_evMon3 RMS (ppm)
RMS (ppm)
8
7
6
5
4
3
2
1
4081.0
4081.1
4081.2
4081.3
4081.4
4082.0
4083.0
4083.1
4083.2
4083.3
4083.4
4084.0
4085.0
4085.1
4085.2
4085.3
4086.0
4086.1
4086.2
4086.3
4087.0
4087.1
4087.2
4087.3
4087.4
4088.0
4088.1
4088.2
4088.3
4088.4
4089.0
4089.1
4089.2
4089.3
4089.4
4090.0
4090.1
4090.2
4090.3
4090.4
4091.0
4091.1
4091.2
4091.3
4091.4
4092.0
4092.1
4092.2
4092.3
4093.0
4093.1

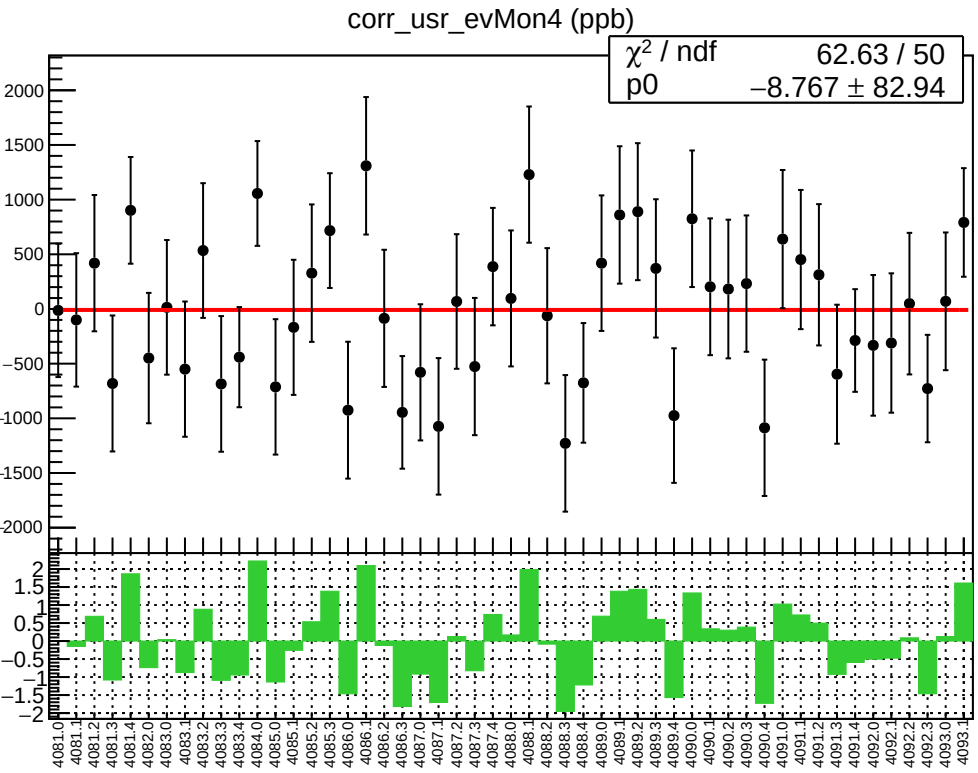
corr_usr_evMon4 (ppb)
χ² / ndf 62.63 / 50
p0 −8.767 ± 82.94

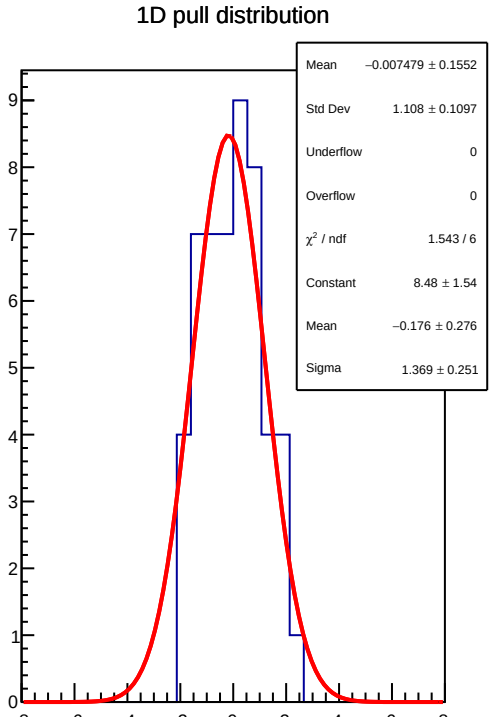
1D pull distribution
Mean −0.007479 ± 0.1552
Std Dev 1.108 ± 0.1097
Underflow 0
Overflow 0
χ² / ndf 1.543 / 6
Constant 8.48 ± 1.54
Mean −0.176 ± 0.276
Sigma 1.369 ± 0.251

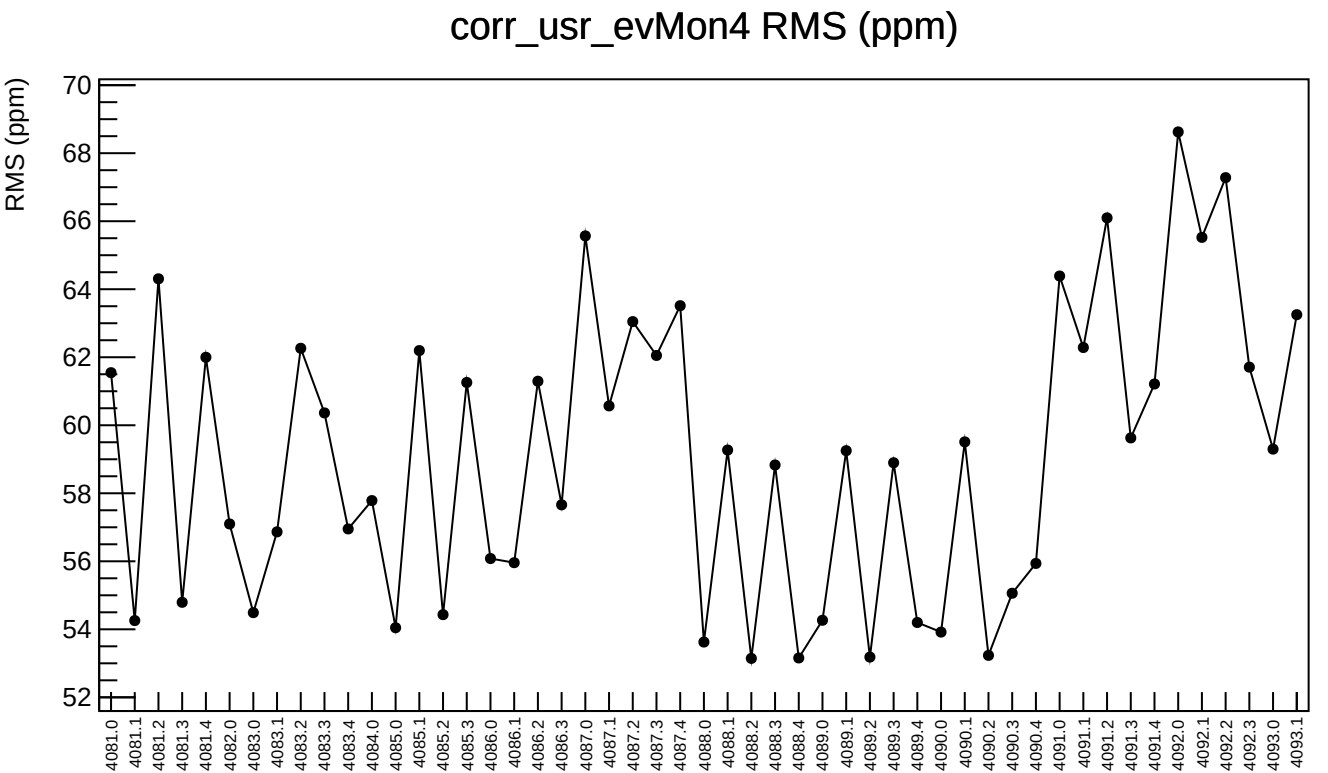
corr_usr_evMon4 RMS (ppm)
RMS (ppm)
70
68
66
64
62
60
58
56
54
52
4081.0
4081.1
4081.2
4081.3
4081.4
4082.0
4083.0
4083.1
4083.2
4083.3
4083.4
4084.0
4085.0
4085.1
4085.2
4085.3
4086.0
4086.1
4086.2
4086.3
4087.0
4087.1
4087.2
4087.3
4087.4
4088.0
4088.1
4088.2
4088.3
4088.4
4089.0
4089.1
4089.2
4089.3
4089.4
4090.0
4090.1
4090.2
4090.3
4090.4
4091.0
4091.1
4091.2
4091.3
4091.4
4092.0
4092.1
4092.2
4092.3
4093.0
4093.1

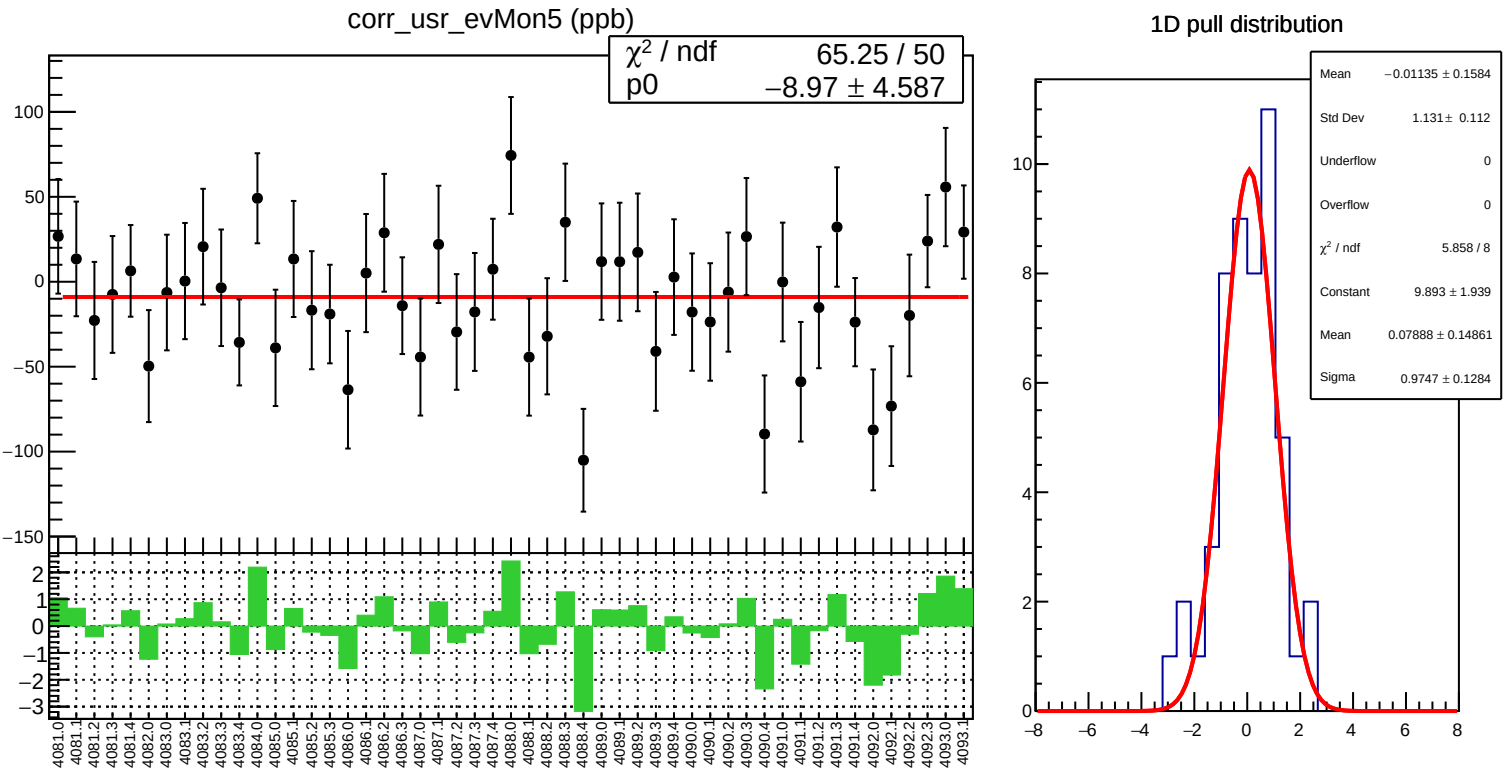
corr_usr_evMon5 (ppb)
χ² / ndf 65.25 / 50
p0 −8.97 ± 4.587
1D pull distribution
Mean −0.01135 ± 0.1584
Std Dev 1.131 ± 0.112
Underflow 0
Overflow 0
χ² / ndf 5.858 / 8
Constant 9.893 ± 1.939
Mean 0.07888 ± 0.14861
Sigma 0.9747 ± 0.1284

corr_usr_evMon5 RMS (ppm)

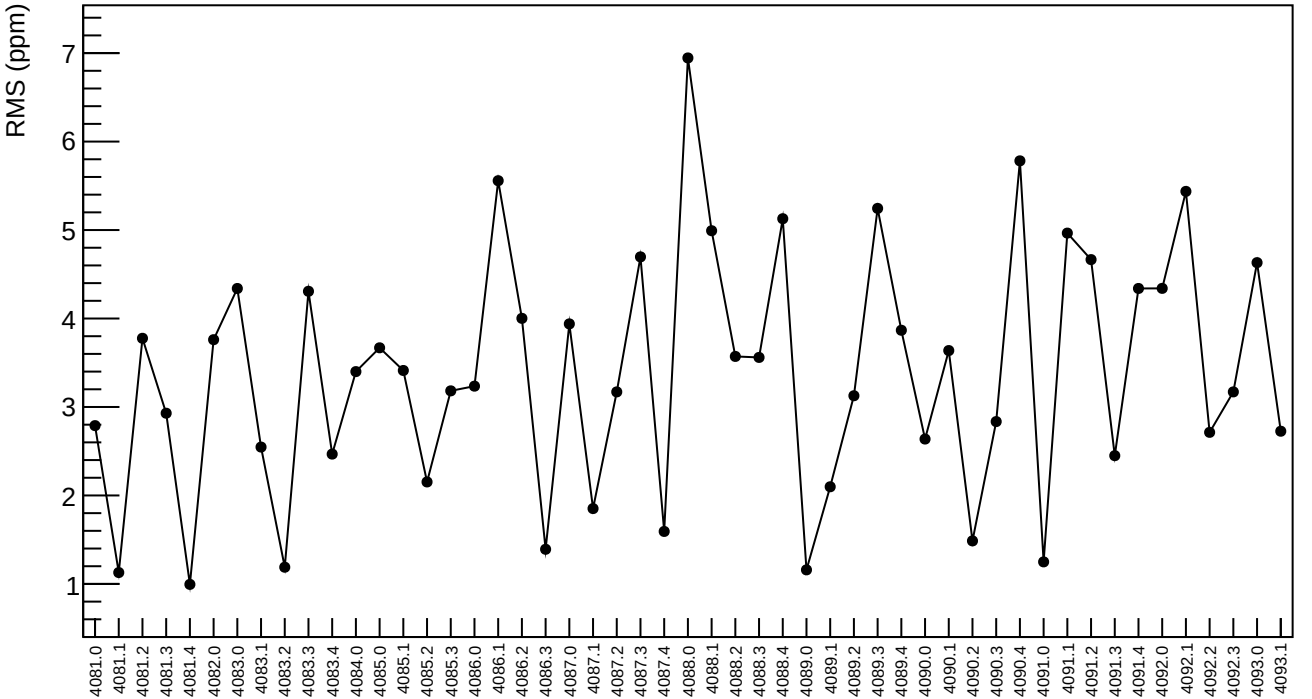

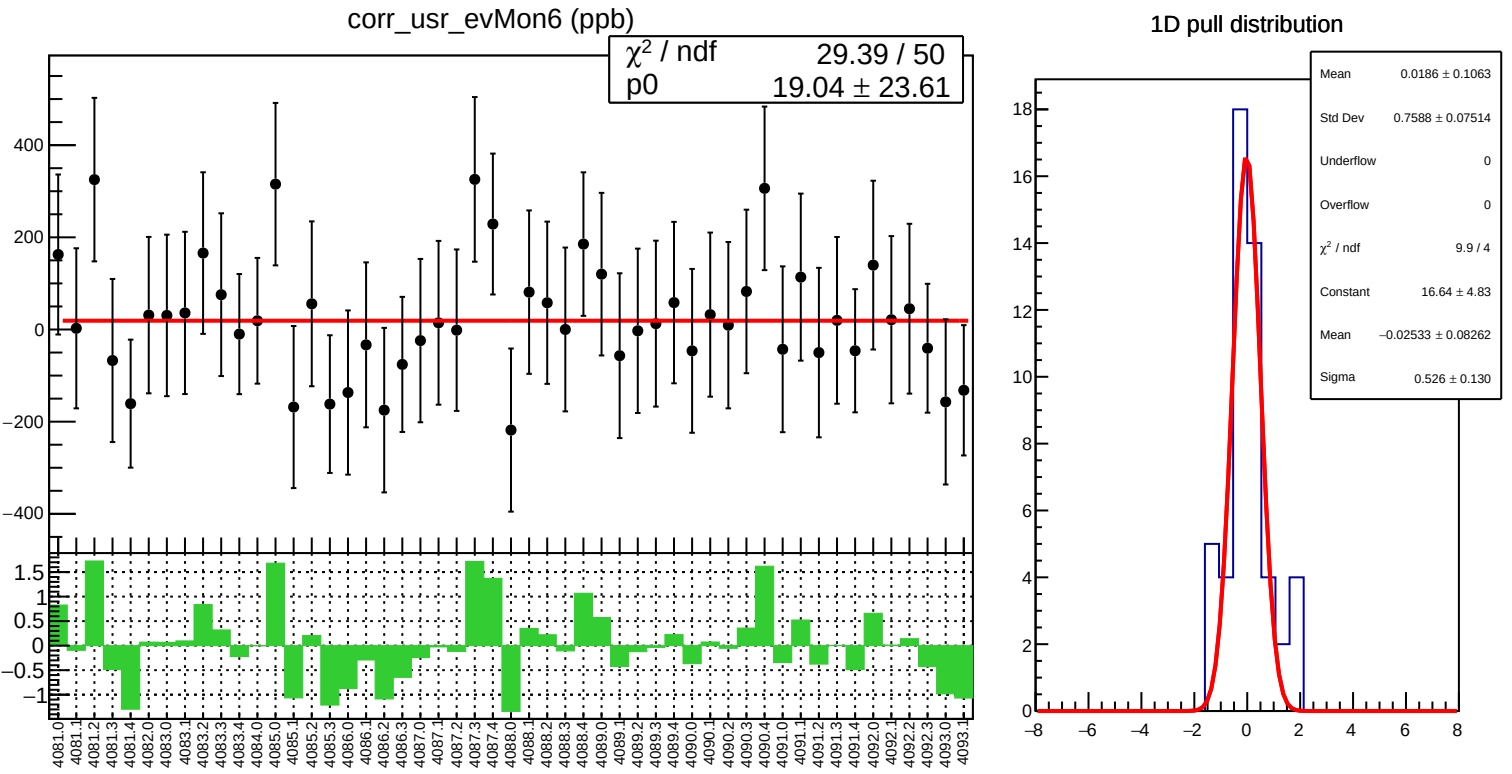
corr_usr_evMon6 (ppb)
χ² / ndf 29.39 / 50
p0 19.04 ± 23.61
1D pull distribution
Mean 0.0186 ± 0.1063
Std Dev 0.7588 ± 0.07514
Underflow 0
Overflow 0
χ² / ndf 9.9 / 4
Constant 16.64 ± 4.83
Mean −0.02533 ± 0.08262
Sigma 0.526 ± 0.130

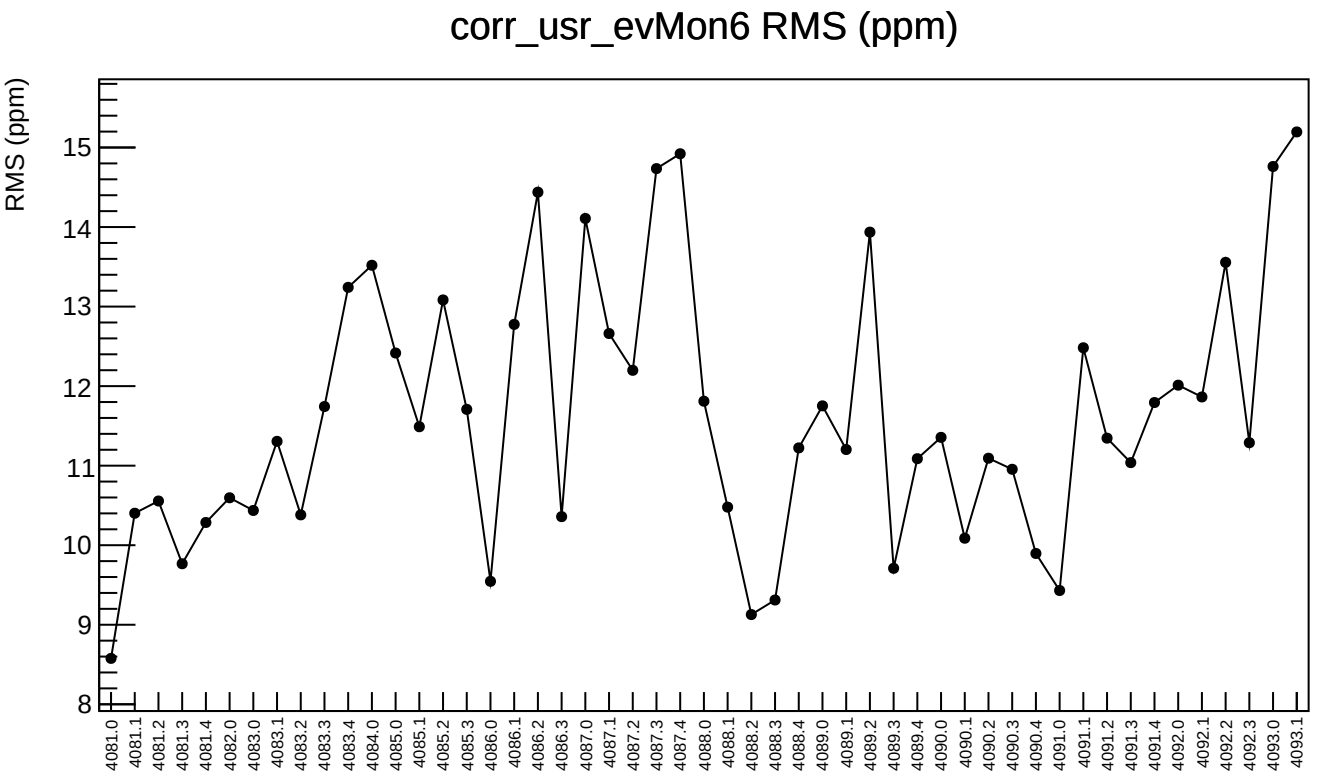
corr_usr_evMon6 RMS (ppm)
RMS (ppm)
8
9
10
11
12
13
14
15
4081.0
4081.1
4081.2
4081.3
4081.4
4082.0
4083.0
4083.1
4083.2
4083.3
4083.4
4084.0
4085.0
4085.1
4085.2
4085.3
4086.0
4086.1
4086.2
4086.3
4087.0
4087.1
4087.2
4087.3
4087.4
4088.0
4088.1
4088.2
4088.3
4088.4
4089.0
4089.1
4089.2
4089.3
4089.4
4090.0
4090.1
4090.2
4090.3
4090.4
4091.0
4091.1
4091.2
4091.3
4091.4
4092.0
4092.1
4092.2
4092.3
4093.0
4093.1

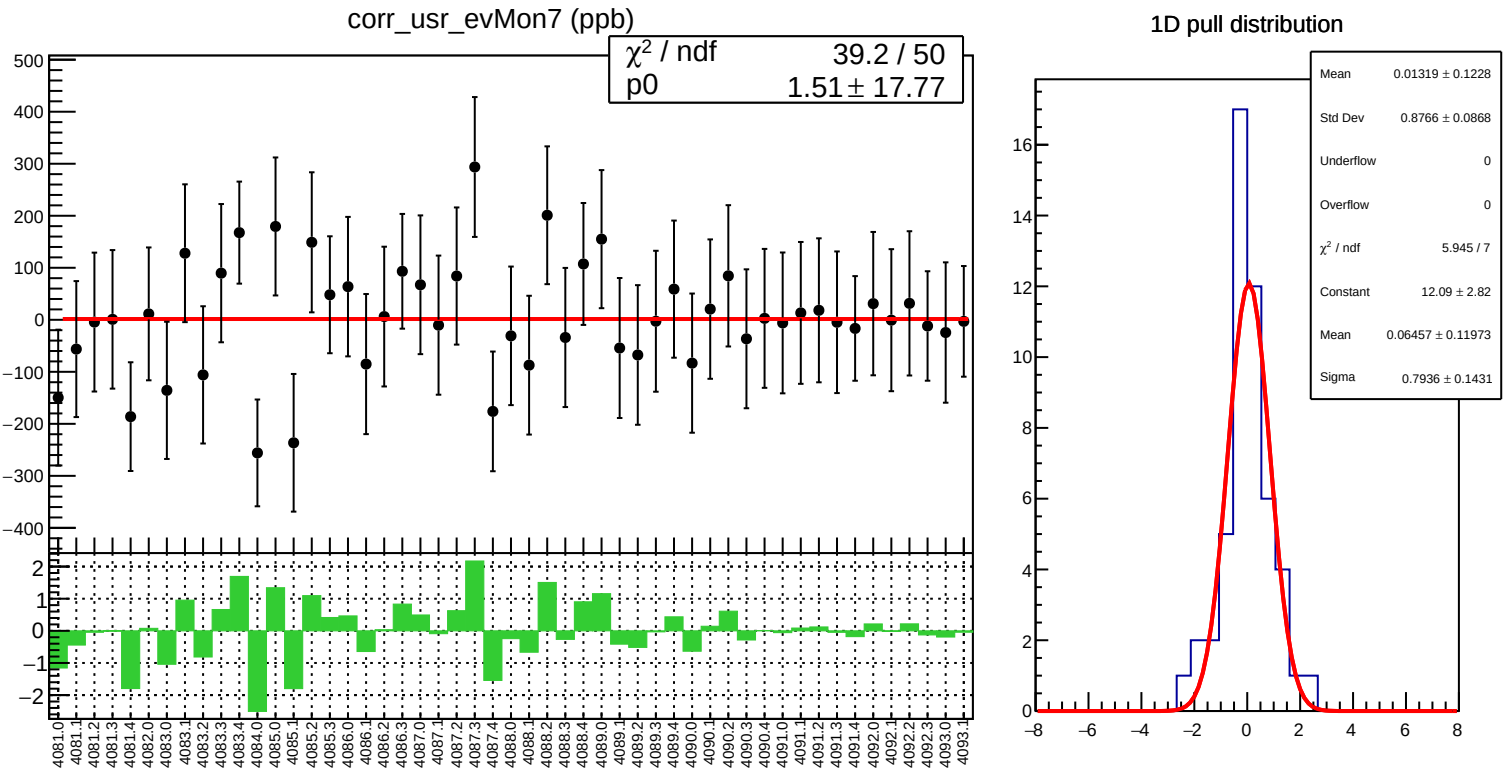
corr_usr_evMon7 (ppb)
χ² / ndf 39.2 / 50
p0 1.51 ± 17.77
1D pull distribution
Mean 0.01319 ± 0.1228
Std Dev 0.8766 ± 0.0868
Underflow 0
Overflow 0
χ² / ndf 5.945 / 7
Constant 12.09 ± 2.82
Mean 0.06457 ± 0.11973
Sigma 0.7936 ± 0.1431

corr_usr_evMon7 RMS (ppm)

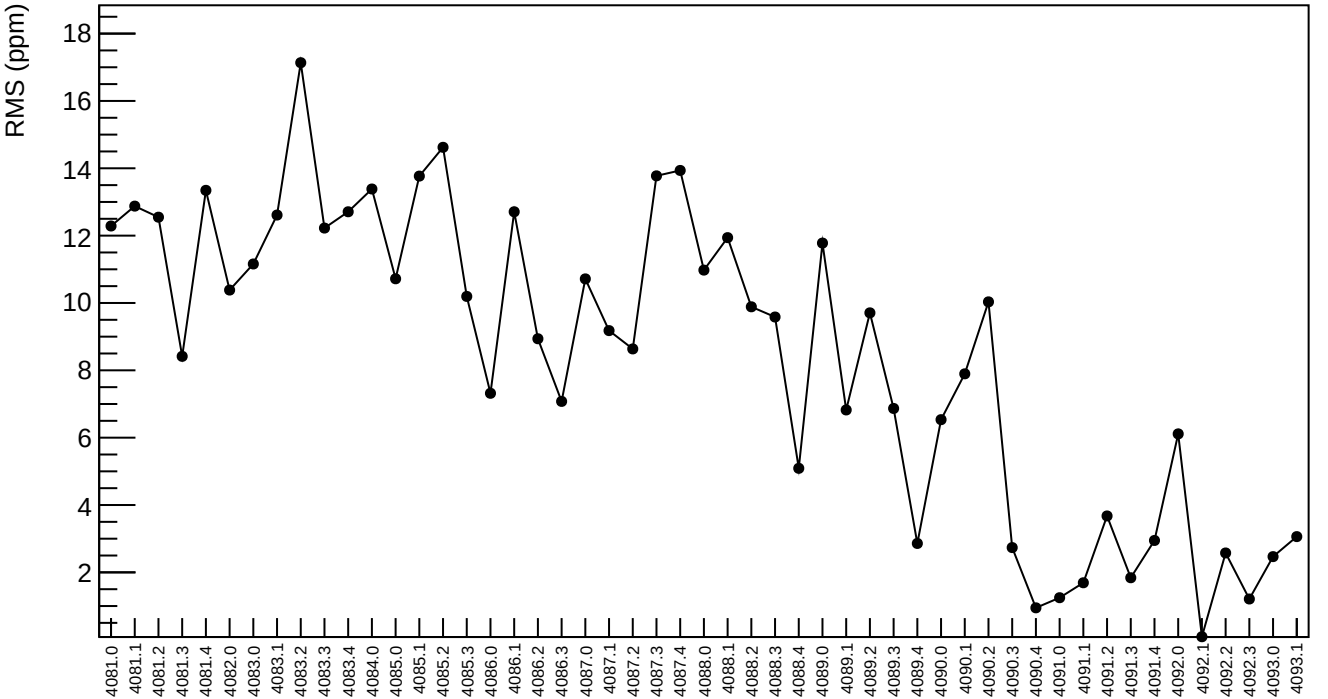

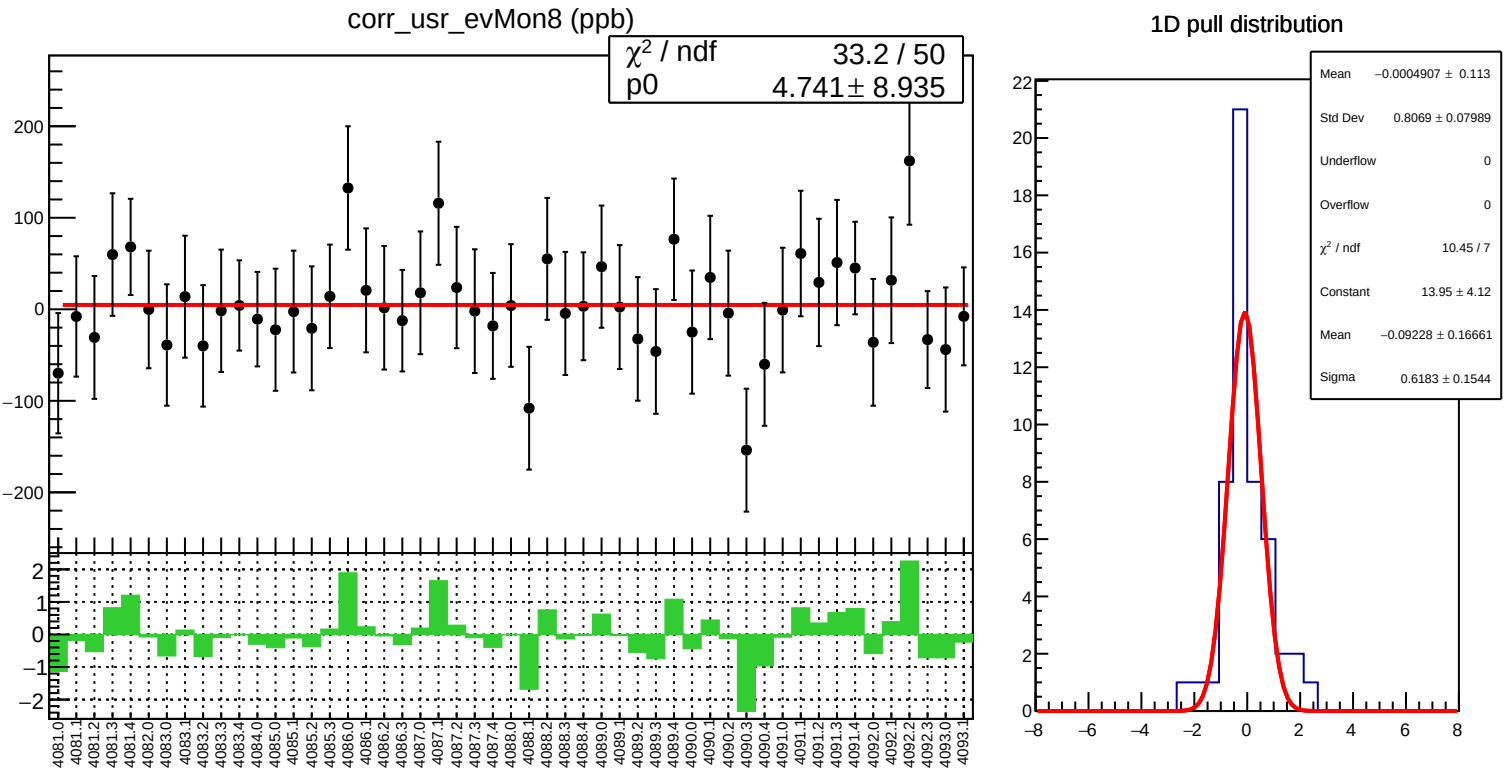
corr_usr_evMon8 (ppb)
χ² / ndf 33.2 / 50
p0 4.741 ± 8.935
1D pull distribution
Mean −0.0004907 ± 0.113
Std Dev 0.8069 ± 0.07989
Underflow 0
Overflow 0
χ² / ndf 10.45 / 7
Constant 13.95 ± 4.12
Mean −0.09228 ± 0.16661
Sigma 0.6183 ± 0.1544

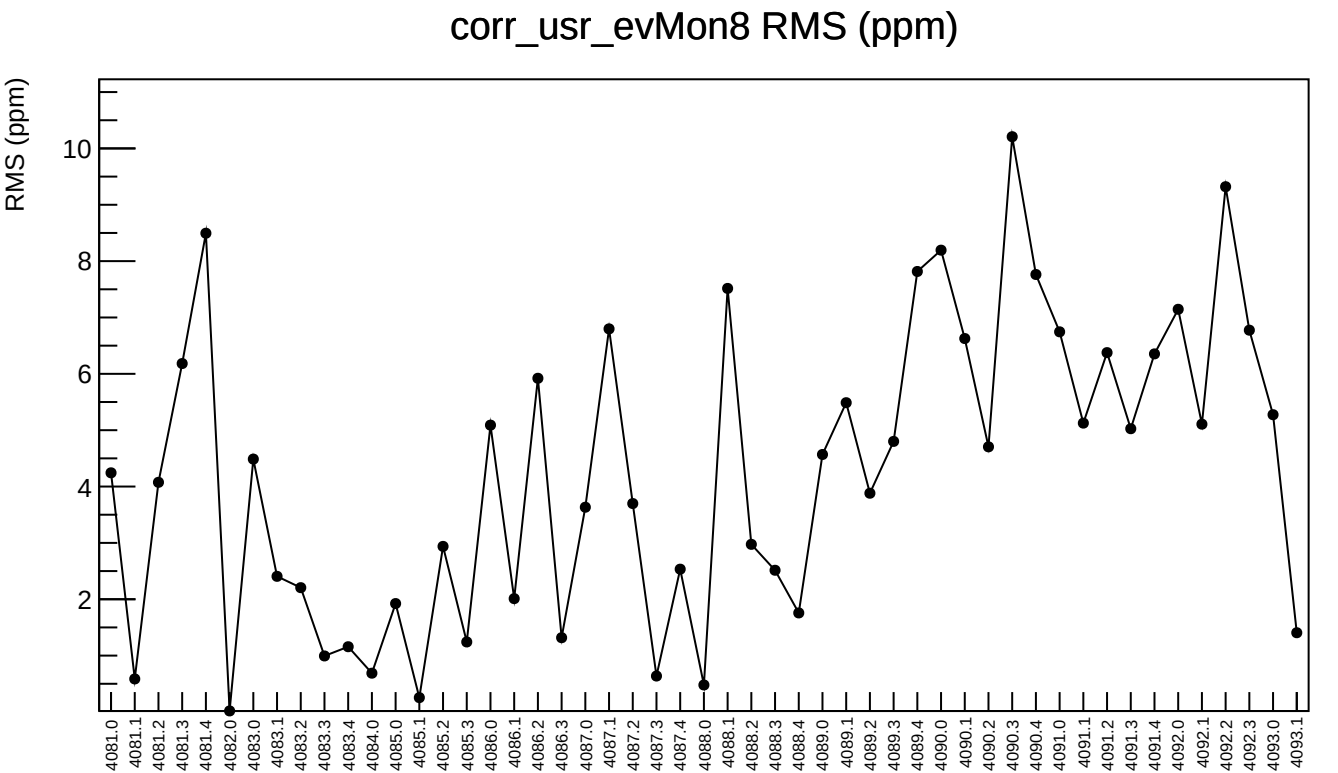
corr_usr_evMon8 RMS (ppm)
RMS (ppm)
10
8
6
4
2
4081.0
4081.1
4081.2
4081.3
4081.4
4082.0
4083.0
4083.1
4083.2
4083.3
4083.4
4084.0
4085.0
4085.1
4085.2
4085.3
4086.0
4086.1
4086.2
4086.3
4087.0
4087.1
4087.2
4087.3
4087.4
4088.0
4088.1
4088.2
4088.3
4088.4
4089.0
4089.1
4089.2
4089.3
4089.4
4090.0
4090.1
4090.2
4090.3
4090.4
4091.0
4091.1
4091.2
4091.3
4091.4
4092.0
4092.1
4092.2
4092.3
4093.0
4093.1

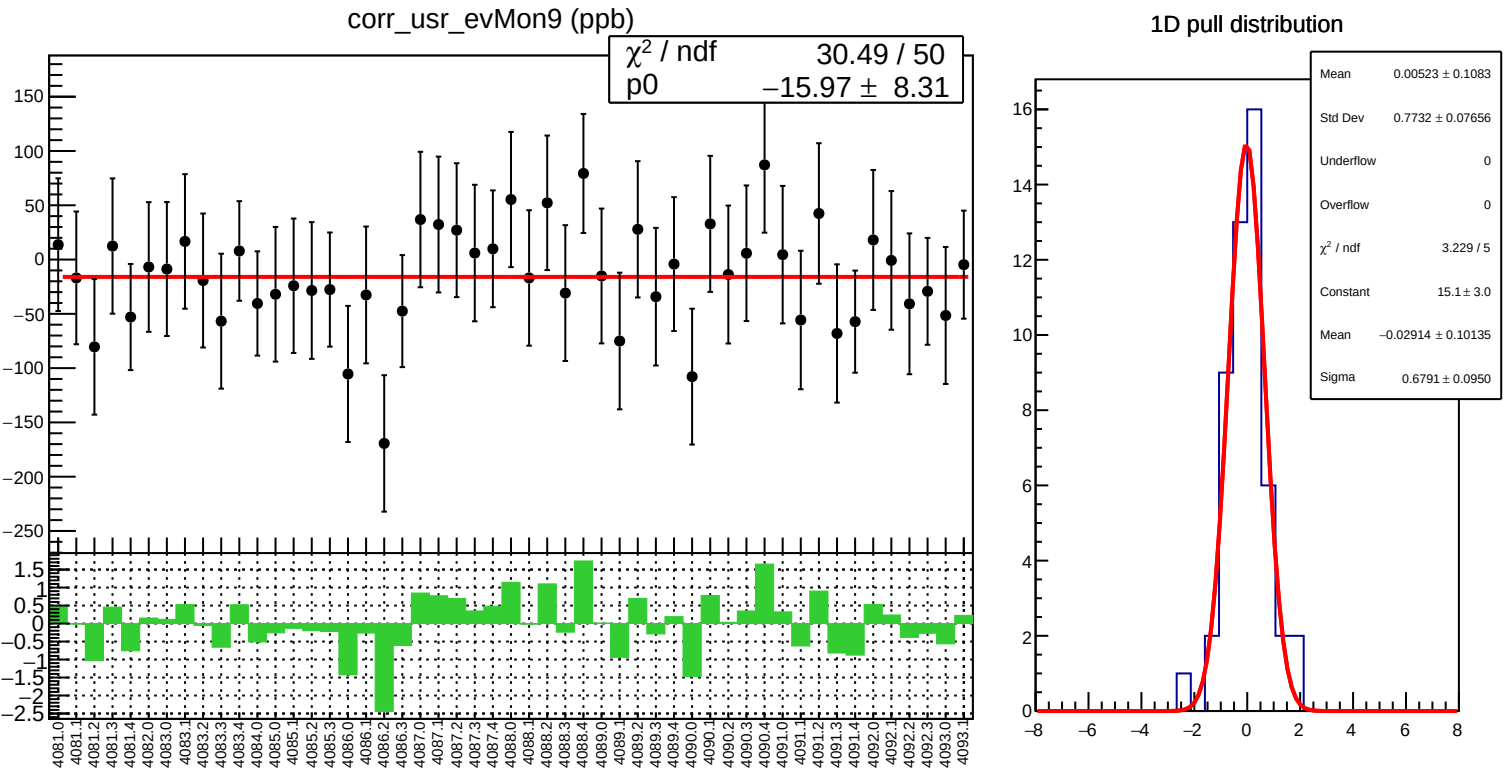
corr_usr_evMon9 (ppb)
χ² / ndf 30.49 / 50
p0 −15.97 ± 8.31
1D pull distribution
Mean 0.00523 ± 0.1083
Std Dev 0.7732 ± 0.07656
Underflow 0
Overflow 0
χ² / ndf 3.229 / 5
Constant 15.1 ± 3.0
Mean −0.02914 ± 0.10135
Sigma 0.6791 ± 0.0950

corr_usr_evMon9 RMS (ppm)

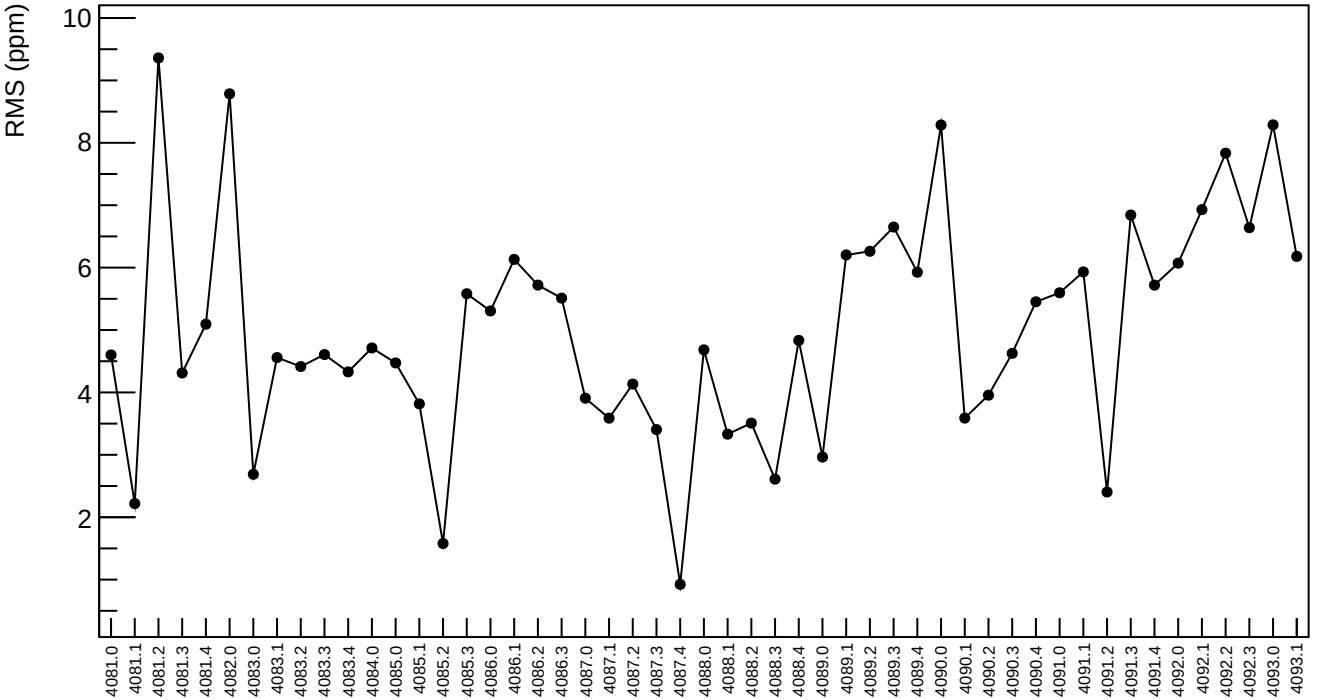

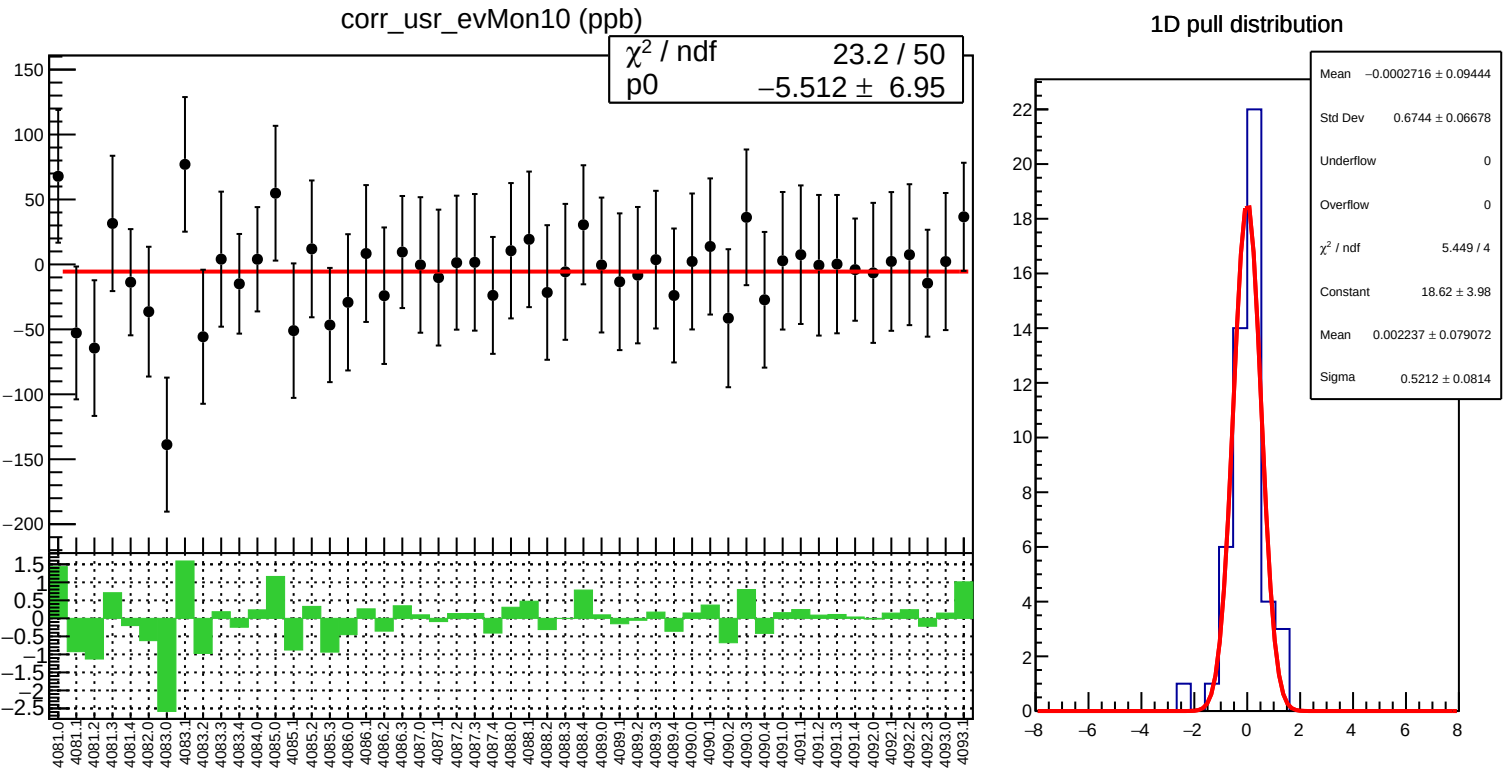
corr_usr_evMon10 (ppb)
χ² / ndf 23.2 / 50
p0 −5.512 ± 6.95
1D pull distribution
Mean −0.0002716 ± 0.09444
Std Dev 0.6744 ± 0.06678
Underflow 0
Overflow 0
χ² / ndf 5.449 / 4
Constant 18.62 ± 3.98
Mean 0.002237 ± 0.079072
Sigma 0.5212 ± 0.0814

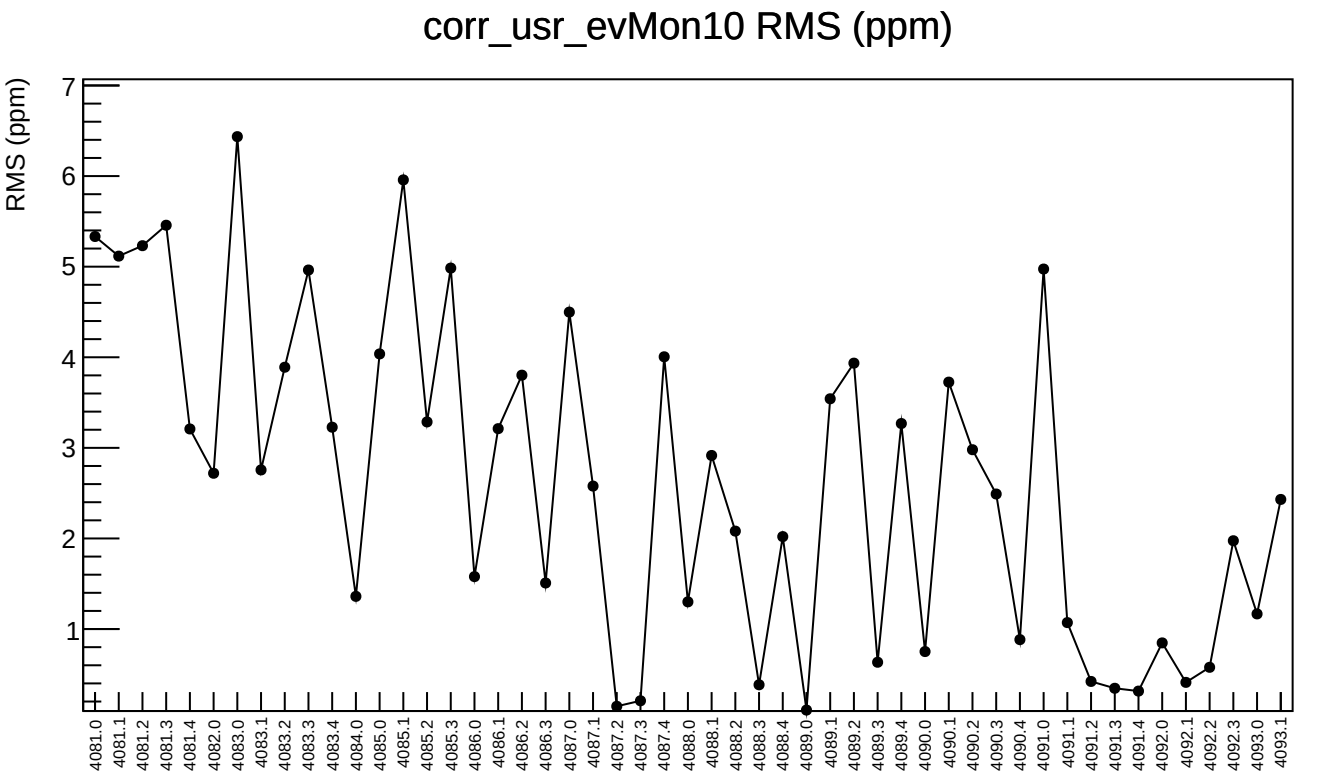
corr_usr_evMon10 RMS (ppm)
RMS (ppm)
7
6
5
4
3
2
1
4081.0
4081.1
4081.2
4081.3
4081.4
4082.0
4083.0
4083.1
4083.2
4083.3
4083.4
4084.0
4085.0
4085.1
4085.2
4085.3
4086.0
4086.1
4086.2
4086.3
4087.0
4087.1
4087.2
4087.3
4087.4
4088.0
4088.1
4088.2
4088.3
4088.4
4089.0
4089.1
4089.2
4089.3
4089.4
4090.0
4090.1
4090.2
4090.3
4090.4
4091.0
4091.1
4091.2
4091.3
4091.4
4092.0
4092.1
4092.2
4092.3
4093.0
4093.1

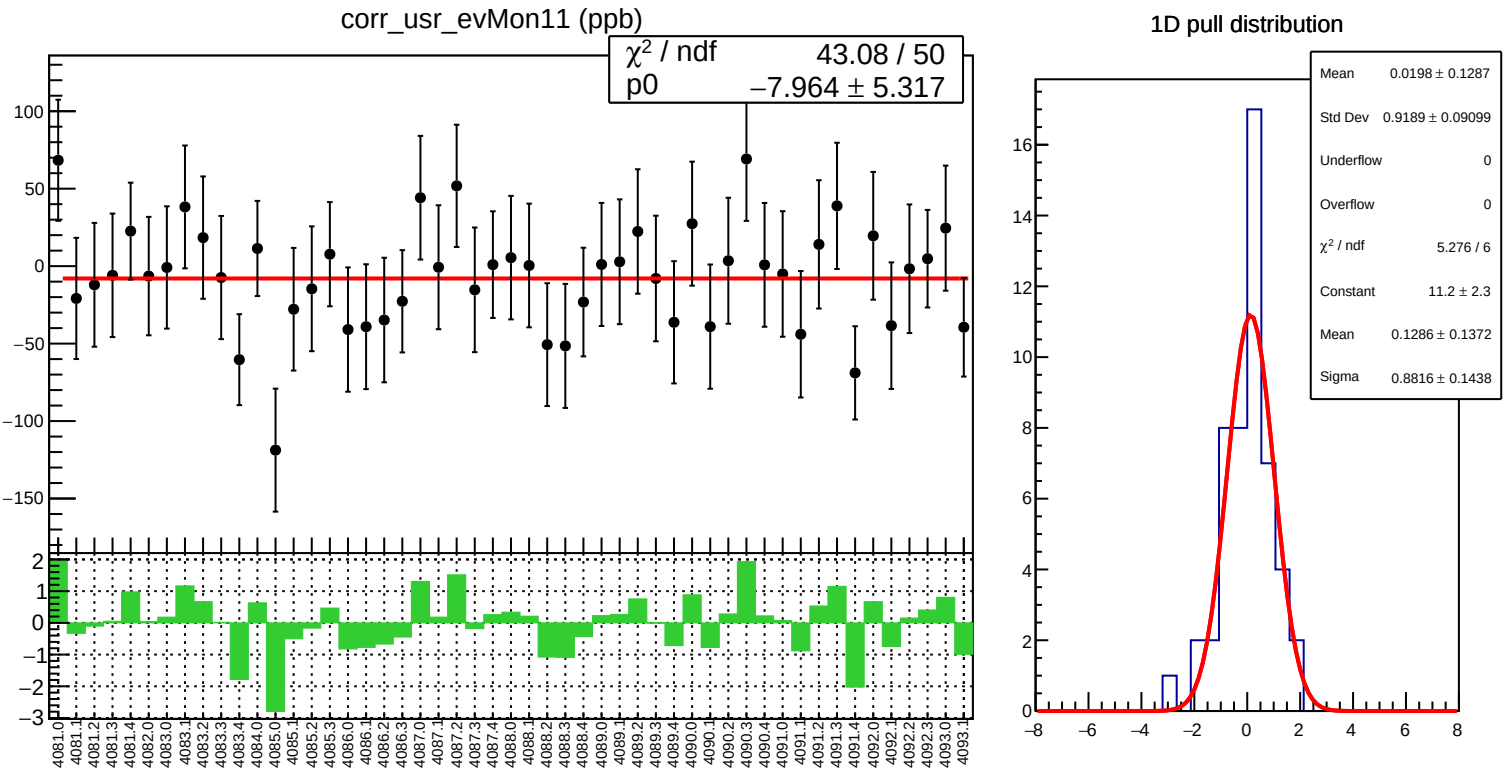
corr_usr_evMon11 (ppb)
χ² / ndf 43.08 / 50
p0 −7.964 ± 5.317
1D pull distribution
Mean 0.0198 ± 0.1287
Std Dev 0.9189 ± 0.09099
Underflow 0
Overflow 0
χ² / ndf 5.276 / 6
Constant 11.2 ± 2.3
Mean 0.1286 ± 0.1372
Sigma 0.8816 ± 0.1438
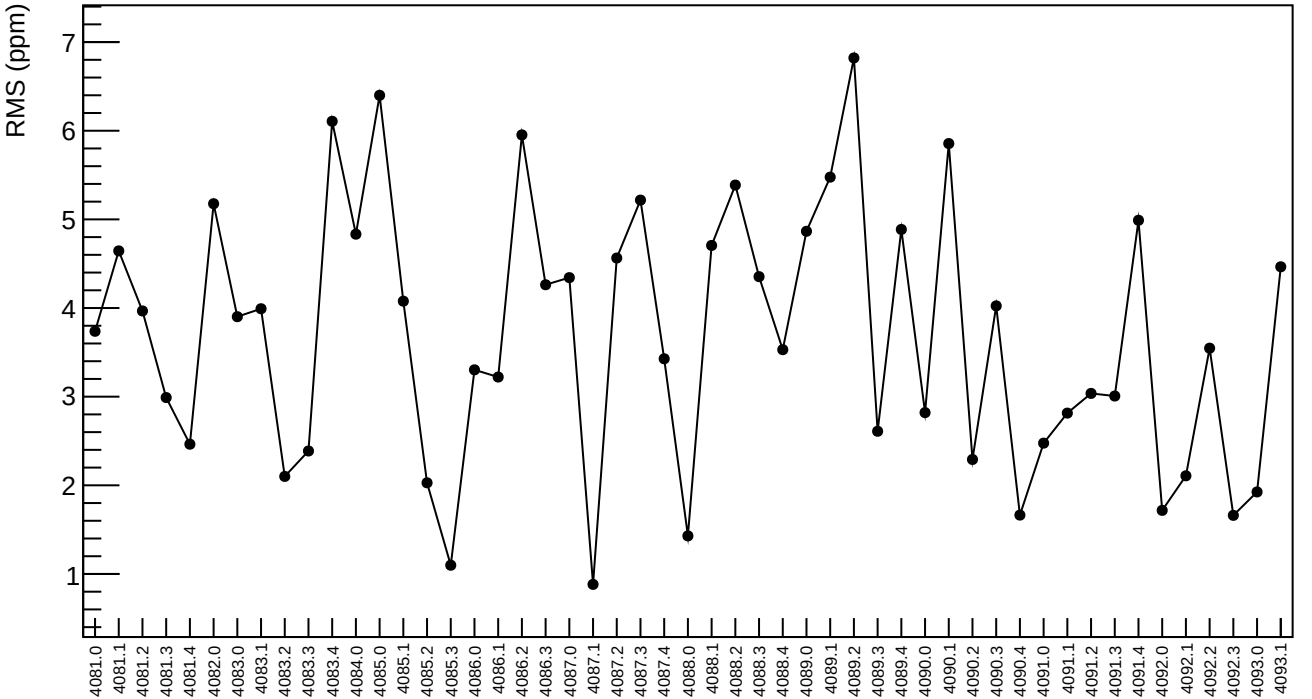
corr_usr_evMon11 RMS (ppm)