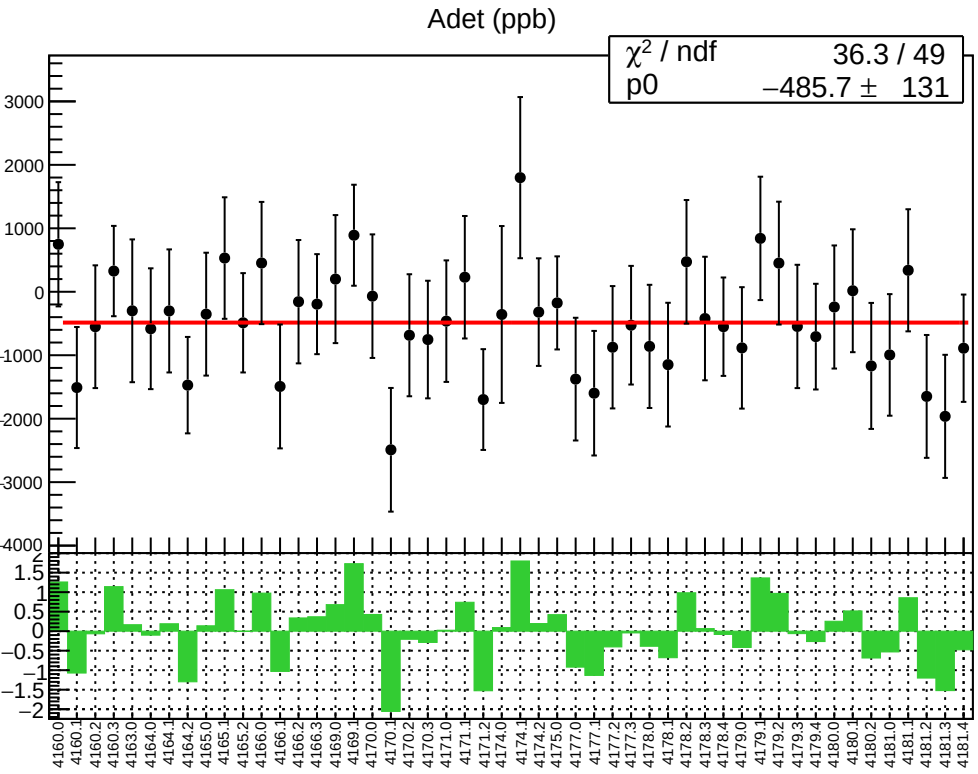
Adet (ppb)
χ² / ndf 36.3 / 49
p0 −485.7 ± 131
3000
2000
1000
0
-1000
-2000
-3000
-4000
2
1.5
1
0.5
0
−0.5
−1
−1.5
−2
4160.0
4160.1
4160.2
4160.3
4163.0
4164.0
4164.1
4164.2
4165.0
4165.1
4165.2
4166.0
4166.1
4166.2
4166.3
4169.0
4169.1
4170.0
4170.1
4170.2
4170.3
4171.0
4171.1
4171.2
4174.0
4174.1
4174.2
4175.0
4177.0
4177.1
4177.2
4177.3
4178.0
4178.1
4178.2
4178.3
4178.4
4179.0
4179.1
4179.2
4179.3
4179.4
4180.0
4180.1
4180.2
4181.0
4181.1
4181.2
4181.3
4181.4

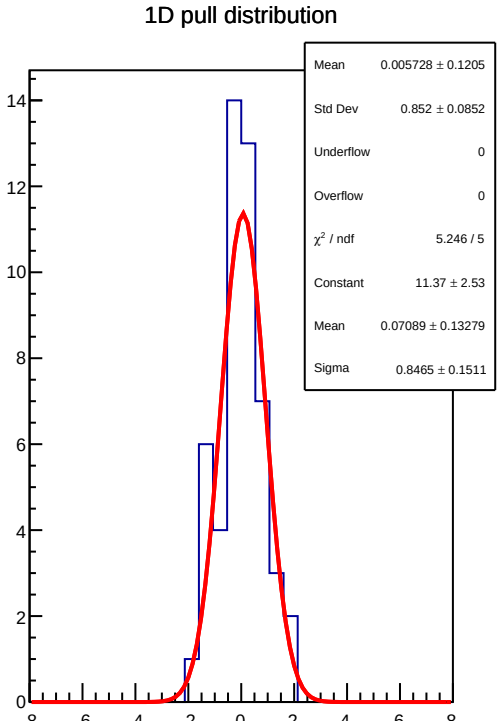
1D pull distribution
Mean 0.005728 ± 0.1205
Std Dev 0.852 ± 0.0852
Underflow 0
Overflow 0
χ² / ndf 5.246 / 5
Constant 11.37 ± 2.53
Mean 0.07089 ± 0.13279
Sigma 0.8465 ± 0.1511
14
12
10
8
6
4
2
0
−8
−6
−4
−2
0
2
4
6
8

Adet RMS (ppm)

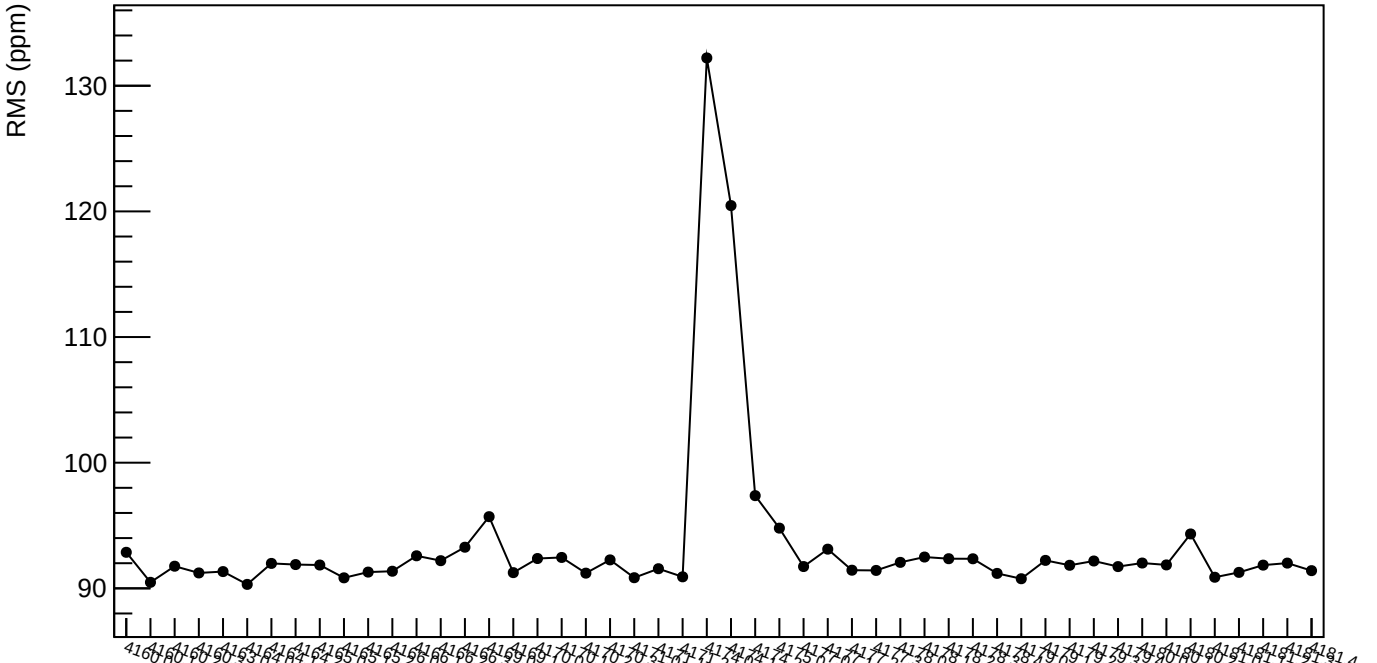

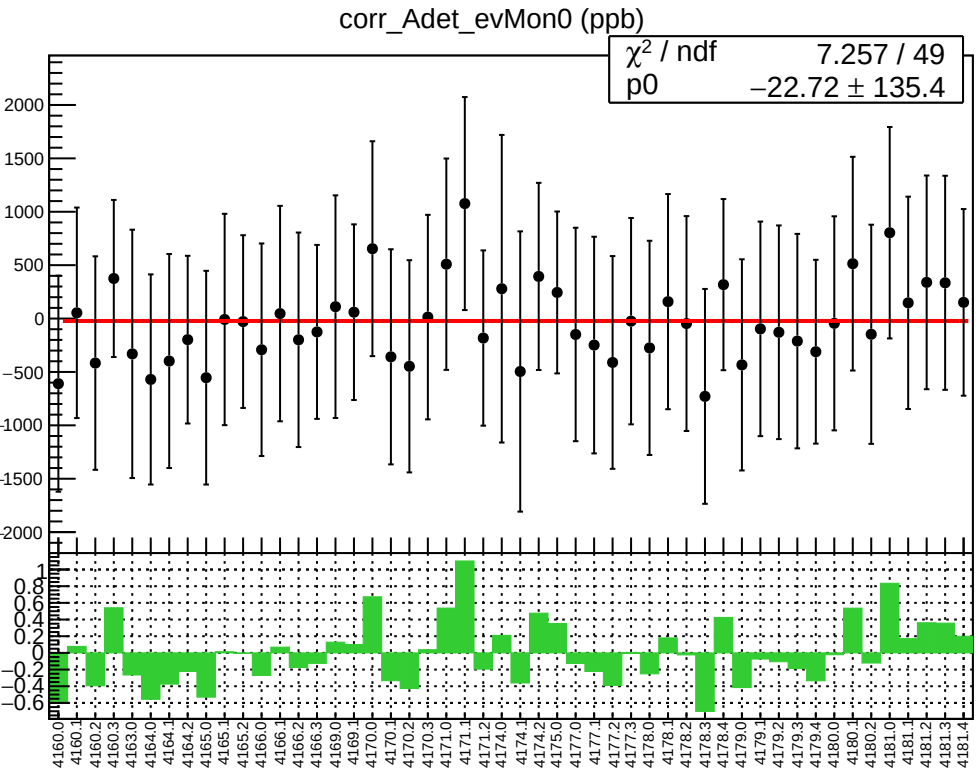
corr_Adet_evMon0 (ppb)
χ² / ndf 7.257 / 49
p0 −22.72 ± 135.4
2000
1500
1000
500
0
−500
−1000
−1500
−2000
1
0.8
0.6
0.4
0.2
0
−0.2
−0.4
−0.6
4160.0
4160.1
4160.2
4160.3
4163.0
4164.0
4164.1
4164.2
4165.0
4165.1
4165.2
4166.0
4166.1
4166.2
4166.3
4169.0
4169.1
4170.0
4170.1
4170.2
4170.3
4171.0
4171.1
4171.2
4174.0
4174.1
4174.2
4175.0
4177.0
4177.1
4177.2
4177.3
4178.0
4178.1
4178.2
4178.3
4178.4
4179.0
4179.1
4179.2
4179.3
4179.4
4180.0
4180.1
4180.2
4181.0
4181.1
4181.2
4181.3
4181.4

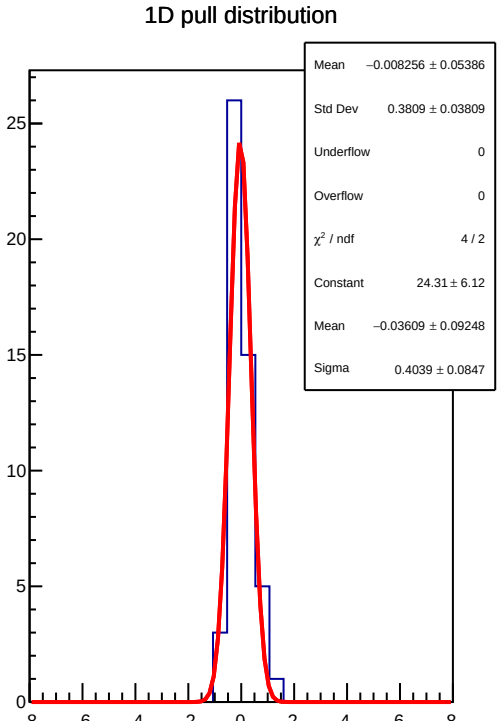
1D pull distribution
Mean −0.008256 ± 0.05386
Std Dev 0.3809 ± 0.03809
Underflow 0
Overflow 0
χ² / ndf 4 / 2
Constant 24.31 ± 6.12
Mean −0.03609 ± 0.09248
Sigma 0.4039 ± 0.0847
25
20
15
10
5
0
−8
−6
−4
−2
0
2
4
6
8

corr_Adet_evMon0 RMS (ppm)

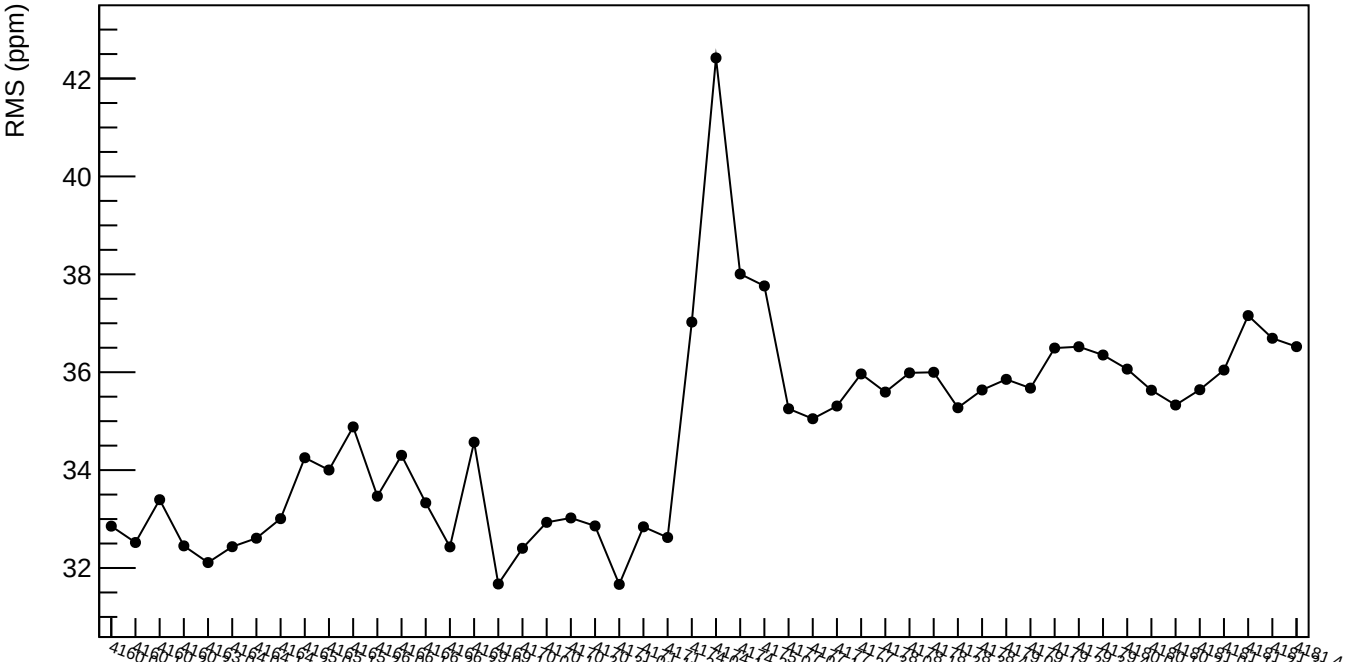

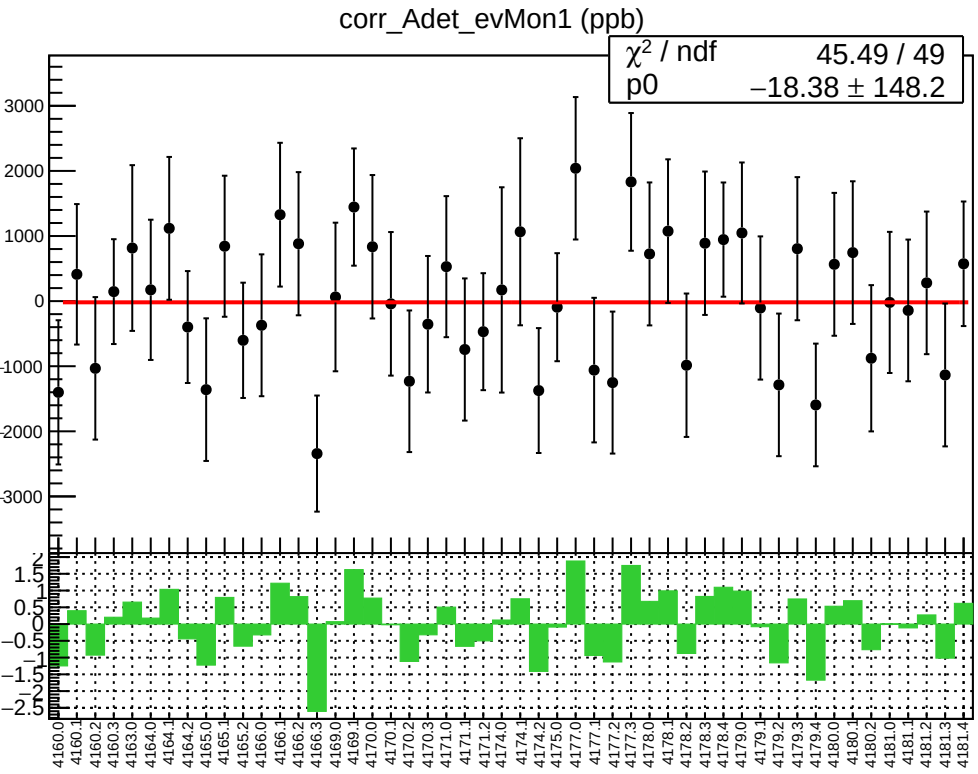
corr_Adet_evMon1 (ppb)
χ² / ndf 45.49 / 49
p0 −18.38 ± 148.2
3000
2000
1000
0
-1000
-2000
-3000
2
1.5
1
0.5
0
−0.5
−1
−1.5
−2
−2.5
4160.0
4160.1
4160.2
4160.3
4163.0
4164.0
4164.1
4164.2
4165.0
4165.1
4165.2
4166.0
4166.1
4166.2
4166.3
4169.0
4169.1
4170.0
4170.1
4170.2
4170.3
4171.0
4171.1
4171.2
4174.0
4174.1
4174.2
4175.0
4177.0
4177.1
4177.2
4177.3
4178.0
4178.1
4178.2
4178.3
4178.4
4179.0
4179.1
4179.2
4179.3
4179.4
4180.0
4180.1
4180.2
4181.0
4181.1
4181.2
4181.3
4181.4

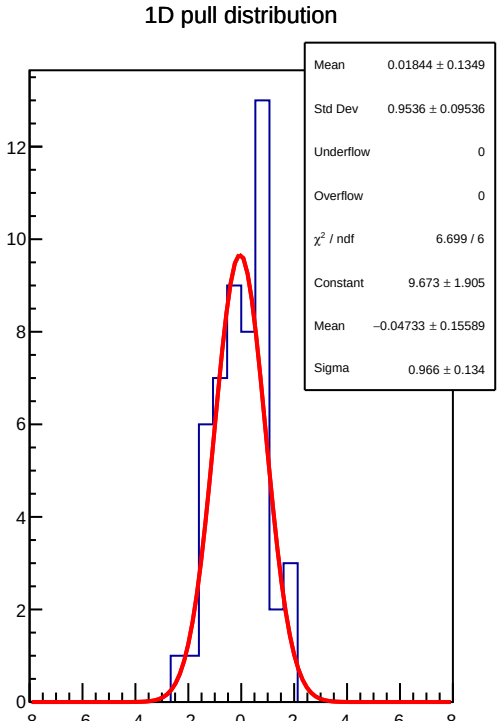
1D pull distribution
Mean 0.01844 ± 0.1349
Std Dev 0.9536 ± 0.09536
Underflow 0
Overflow 0
χ² / ndf 6.699 / 6
Constant 9.673 ± 1.905
Mean −0.04733 ± 0.15589
Sigma 0.966 ± 0.134
12
10
8
6
4
2
0
−8
−6
−4
−2
0
2
4
6
8

corr_Adet_evMon1 RMS (ppm)

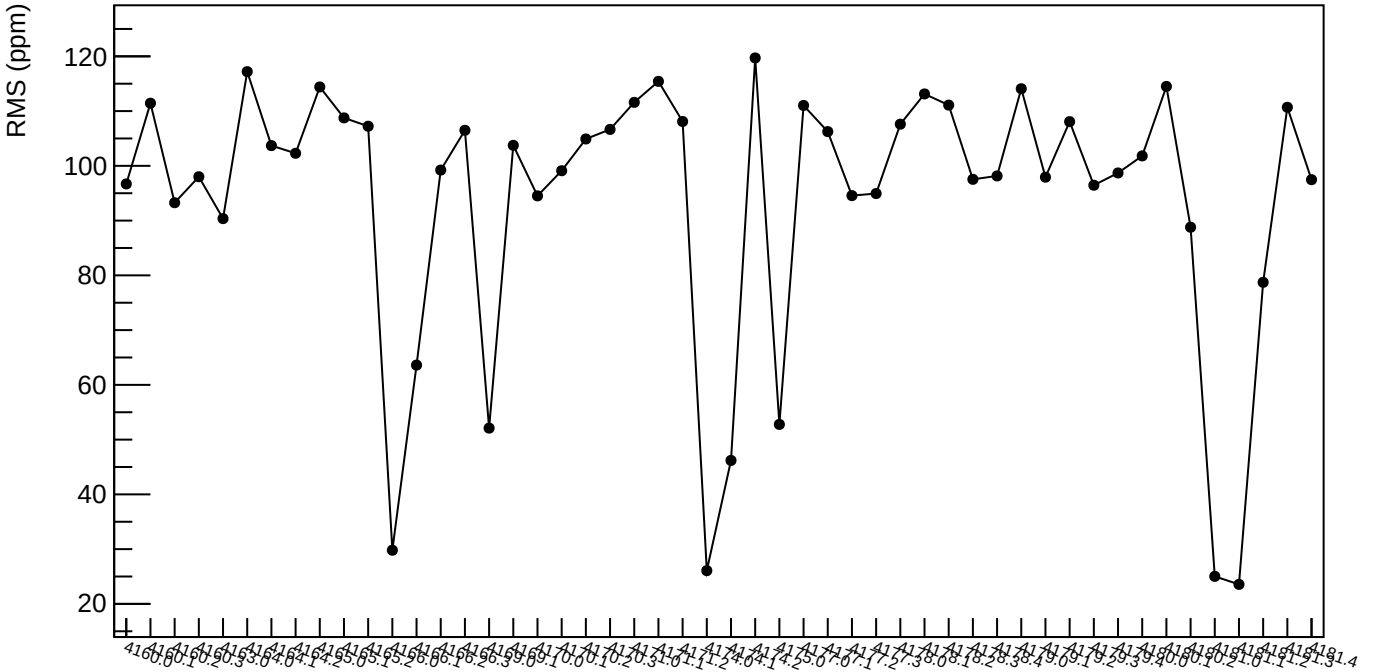

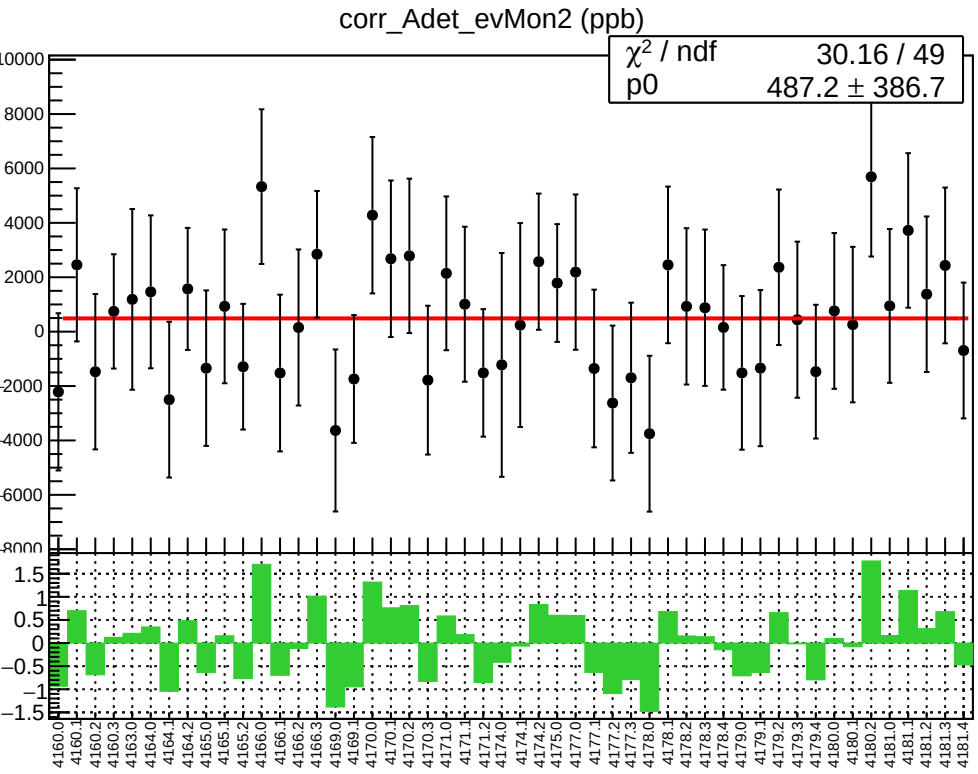
corr_Adet_evMon2 (ppb)
χ² / ndf 30.16 / 49
p0 487.2 ± 386.7

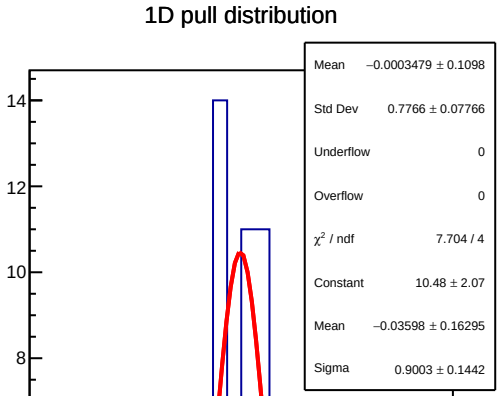
1D pull distribution
Mean −0.0003479 ± 0.1098
Std Dev 0.7766 ± 0.07766
Underflow 0
Overflow 0
χ² / ndf 7.704 / 4
Constant 10.48 ± 2.07
Mean −0.03598 ± 0.16295
Sigma 0.9003 ± 0.1442

corr_Adet_evMon2 RMS (ppm)

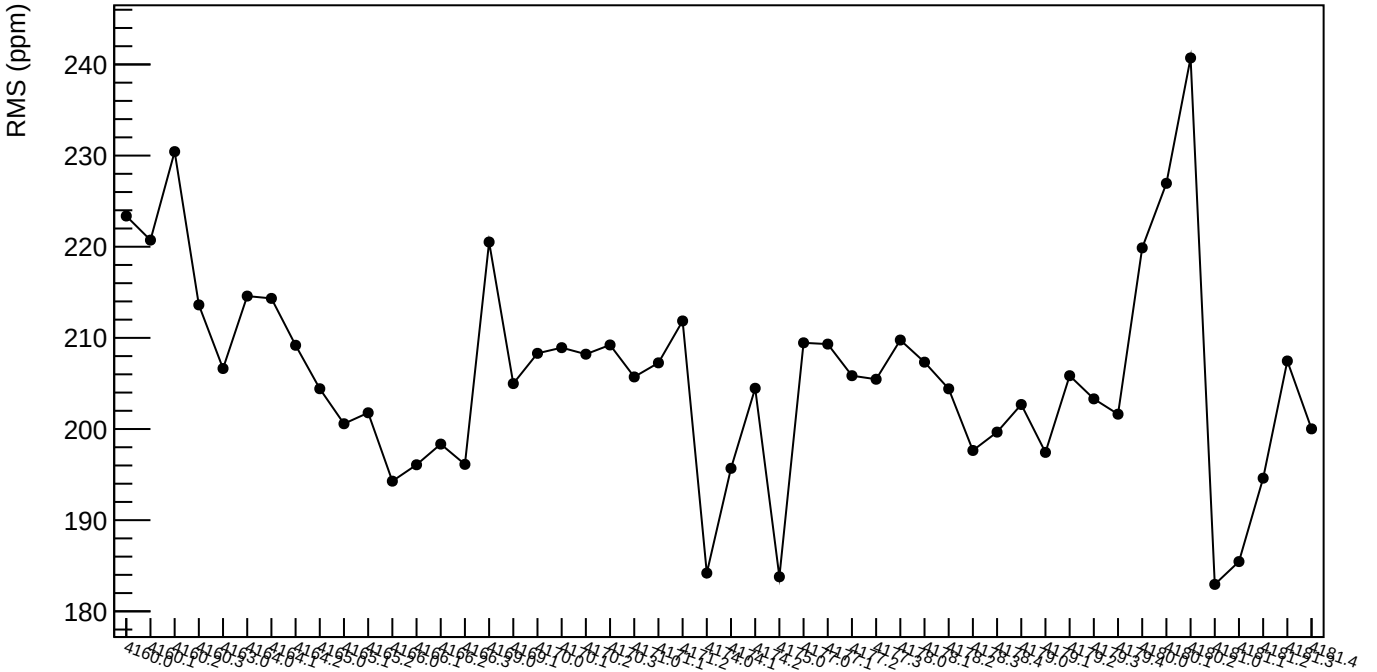

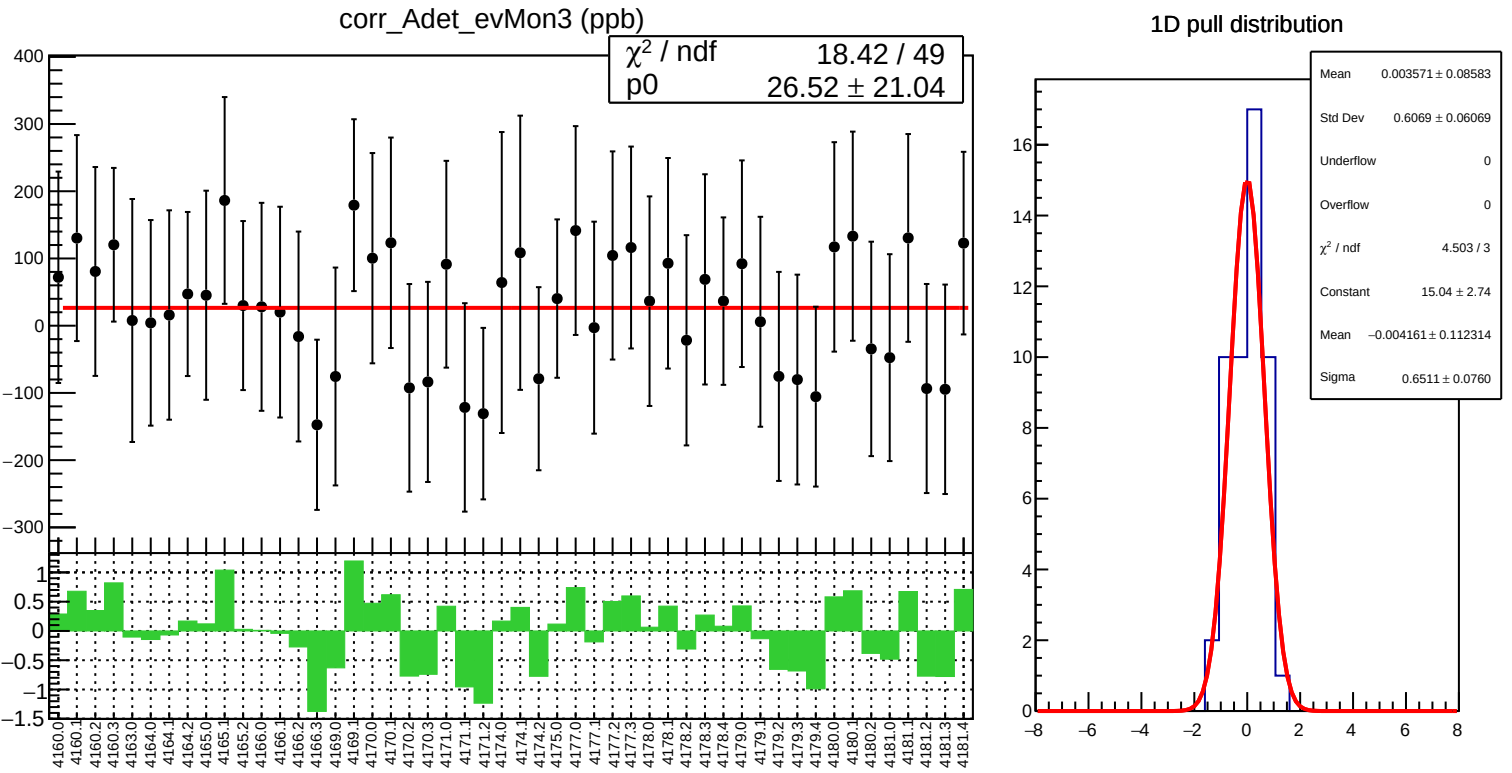
corr_Adet_evMon3 (ppb)
χ² / ndf 18.42 / 49
p0 26.52 ± 21.04
1D pull distribution
Mean 0.003571 ± 0.08583
Std Dev 0.6069 ± 0.06069
Underflow 0
Overflow 0
χ² / ndf 4.503 / 3
Constant 15.04 ± 2.74
Mean −0.004161 ± 0.112314
Sigma 0.6511 ± 0.0760

corr_Adet_evMon3 RMS (ppm)

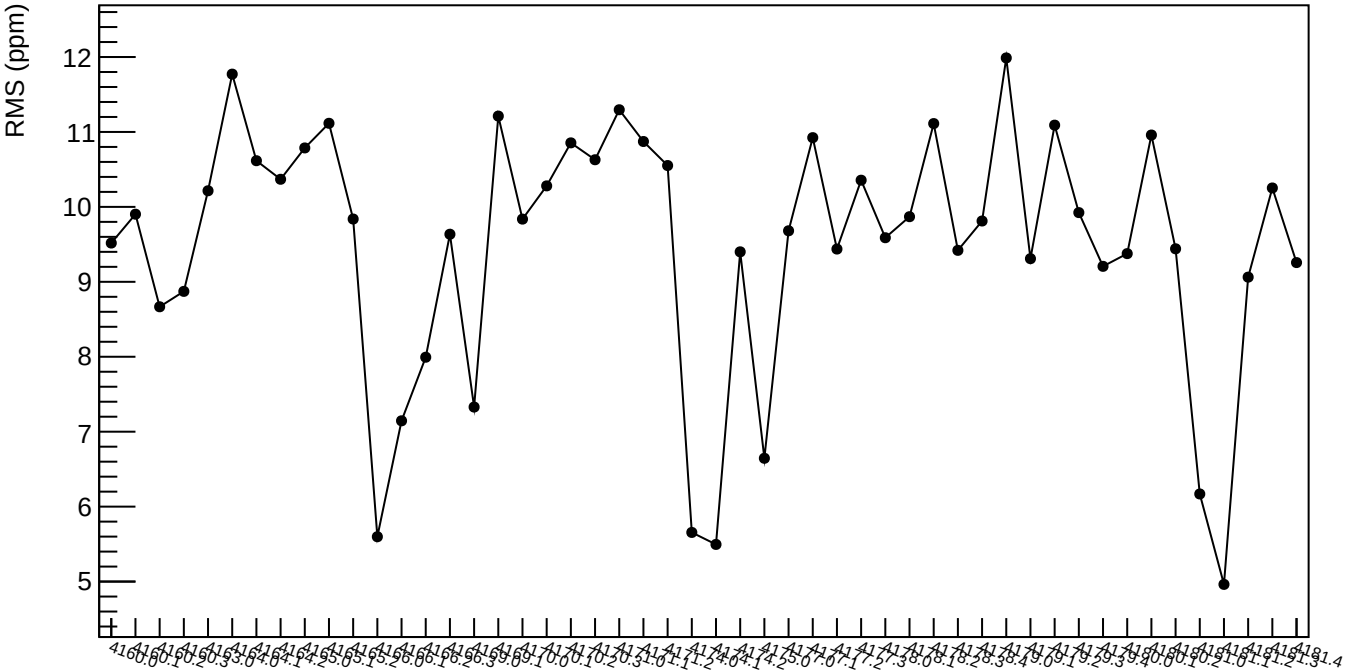

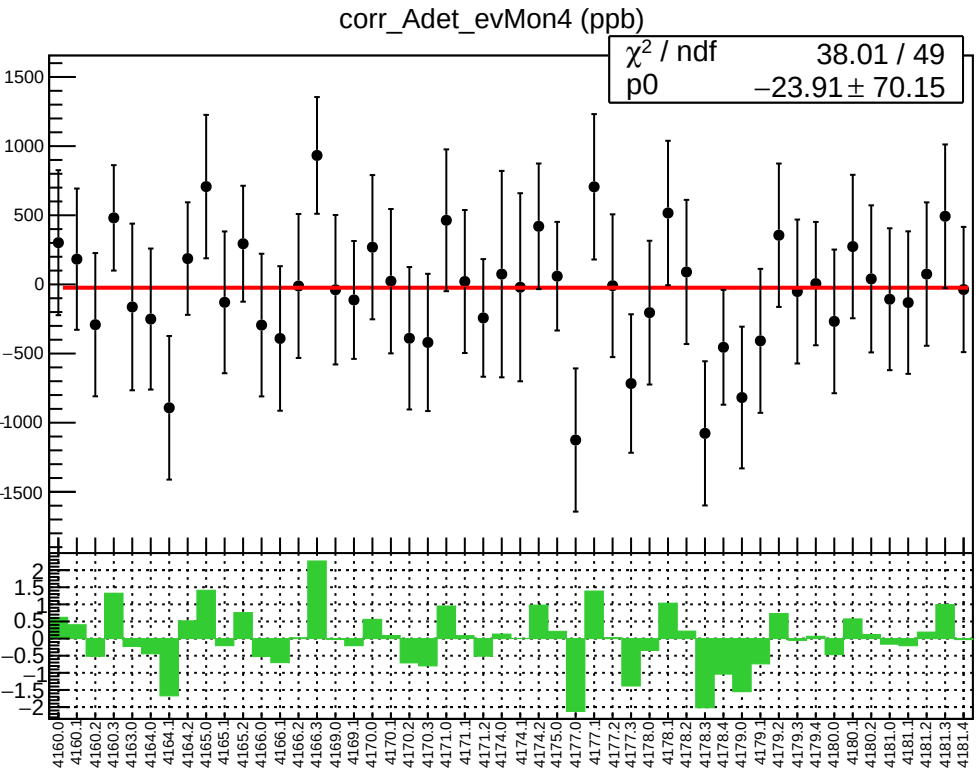
corr_Adet_evMon4 (ppb)
χ^2 / ndf 38.01 / 49
p0 −23.91 ± 70.15
1500
1000
500
0
−500
−1000
−1500
2
1.5
1
0.5
0
−0.5
−1
−1.5
−2
4160.0
4160.1
4160.2
4160.3
4163.0
4164.0
4164.1
4164.2
4165.0
4165.1
4165.2
4166.0
4166.1
4166.2
4166.3
4169.0
4169.1
4170.0
4170.1
4170.2
4170.3
4171.0
4171.1
4171.2
4174.0
4174.1
4174.2
4175.0
4177.0
4177.1
4177.2
4177.3
4178.0
4178.1
4178.2
4178.3
4178.4
4179.0
4179.1
4179.2
4179.3
4179.4
4180.0
4180.1
4180.2
4181.0
4181.1
4181.2
4181.3
4181.4

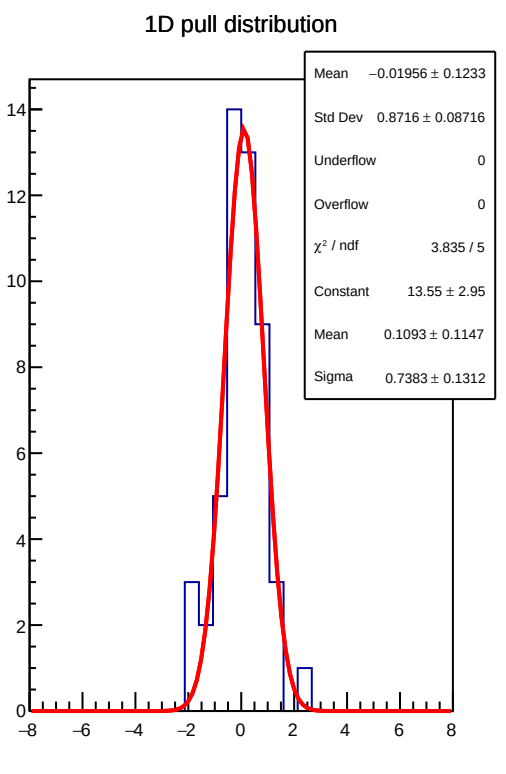
1D pull distribution
Mean −0.01956 ± 0.1233
Std Dev 0.8716 ± 0.08716
Underflow 0
Overflow 0
χ^2 / ndf 3.835 / 5
Constant 13.55 ± 2.95
Mean 0.1093 ± 0.1147
Sigma 0.7383 ± 0.1312
14
12
10
8
6
4
2
0
−8
−6
−4
−2
0
2
4
6
8

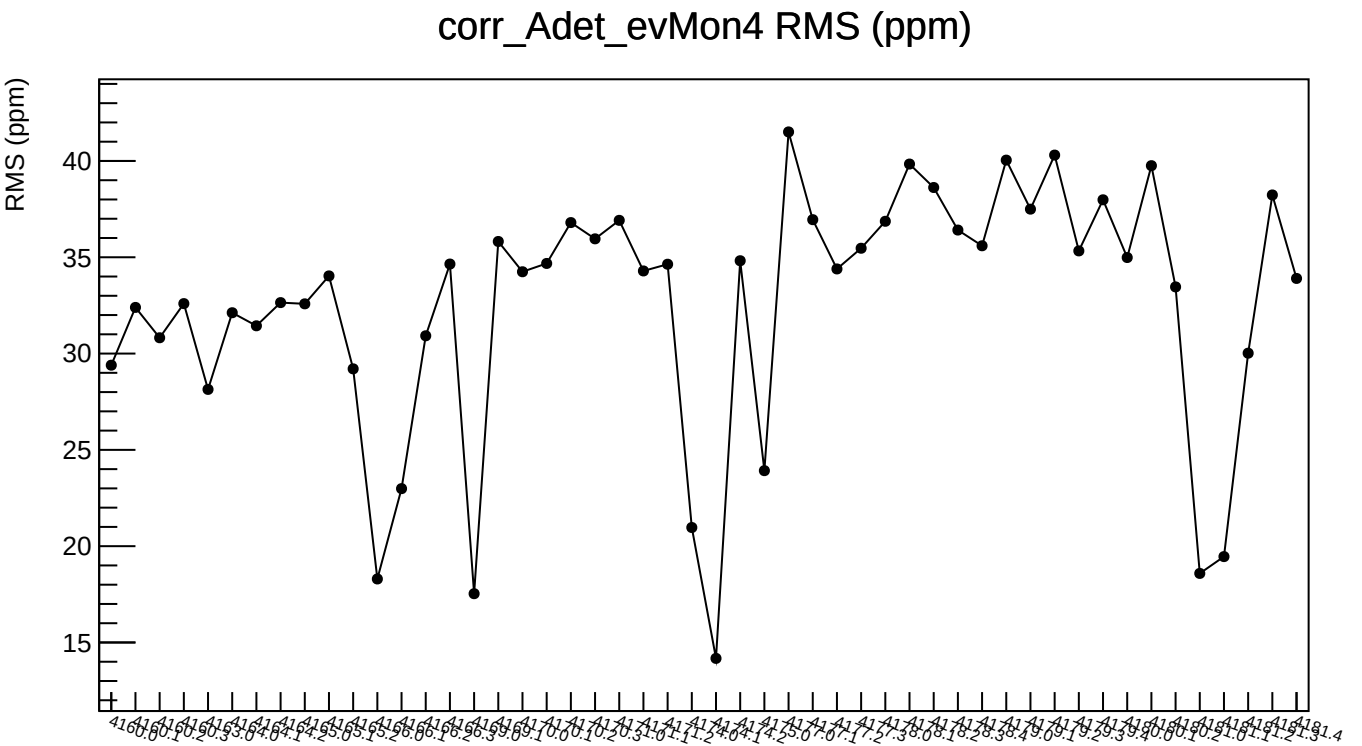
corr_Adet_evMon4 RMS (ppm)
RMS (ppm)
40
35
30
25
20
15

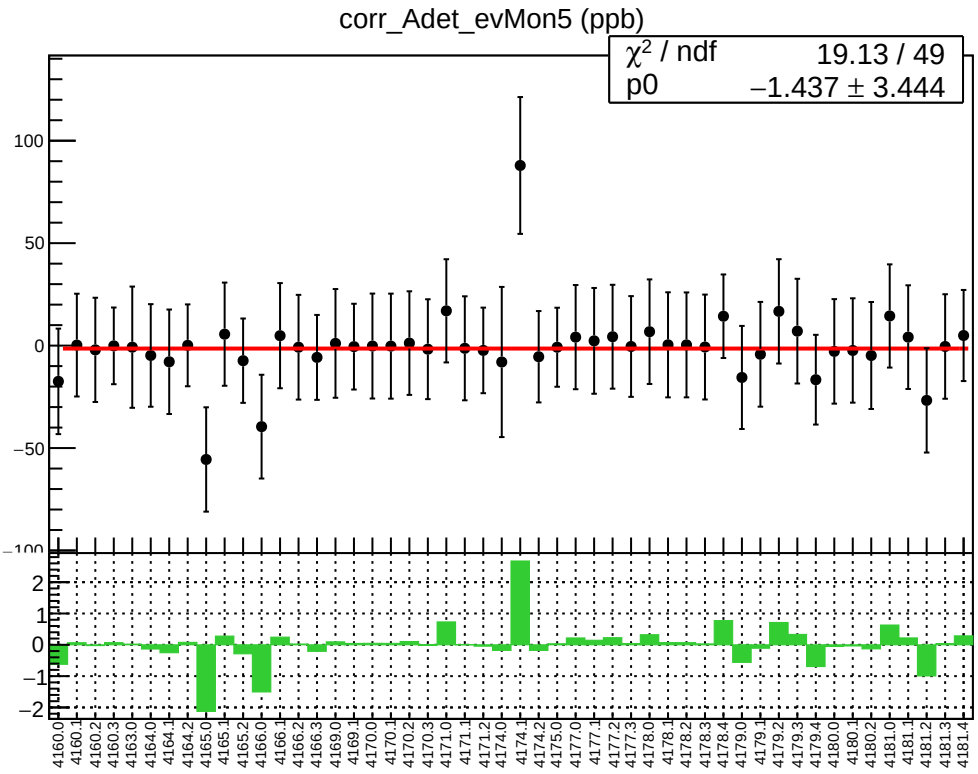
corr_Adet_evMon5 (ppb)
χ² / ndf 19.13 / 49
p0 −1.437 ± 3.444
100
50
0
−50
−100
2
1
0
−1
−2
4160.0
4160.1
4160.2
4160.3
4163.0
4164.0
4164.1
4164.2
4165.0
4165.1
4165.2
4166.0
4166.1
4166.2
4166.3
4169.0
4169.1
4170.0
4170.1
4170.2
4170.3
4171.0
4171.1
4171.2
4174.0
4174.1
4174.2
4175.0
4177.0
4177.1
4177.2
4177.3
4178.0
4178.1
4178.2
4178.3
4178.4
4179.0
4179.1
4179.2
4179.3
4179.4
4180.0
4180.1
4180.2
4181.0
4181.1
4181.2
4181.3
4181.4

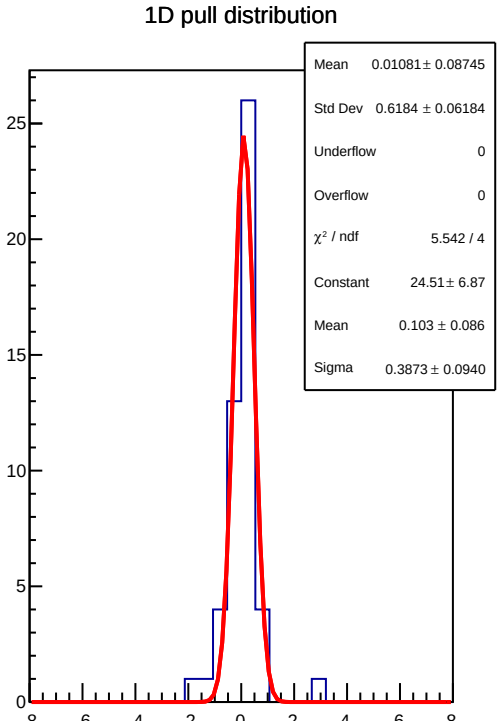
1D pull distribution
Mean 0.01081 ± 0.08745
Std Dev 0.6184 ± 0.06184
Underflow 0
Overflow 0
χ² / ndf 5.542 / 4
Constant 24.51 ± 6.87
Mean 0.103 ± 0.086
Sigma 0.3873 ± 0.0940
25
20
15
10
5
0
−8
−6
−4
−2
0
2
4
6
8

corr_Adet_evMon5 RMS (ppm)

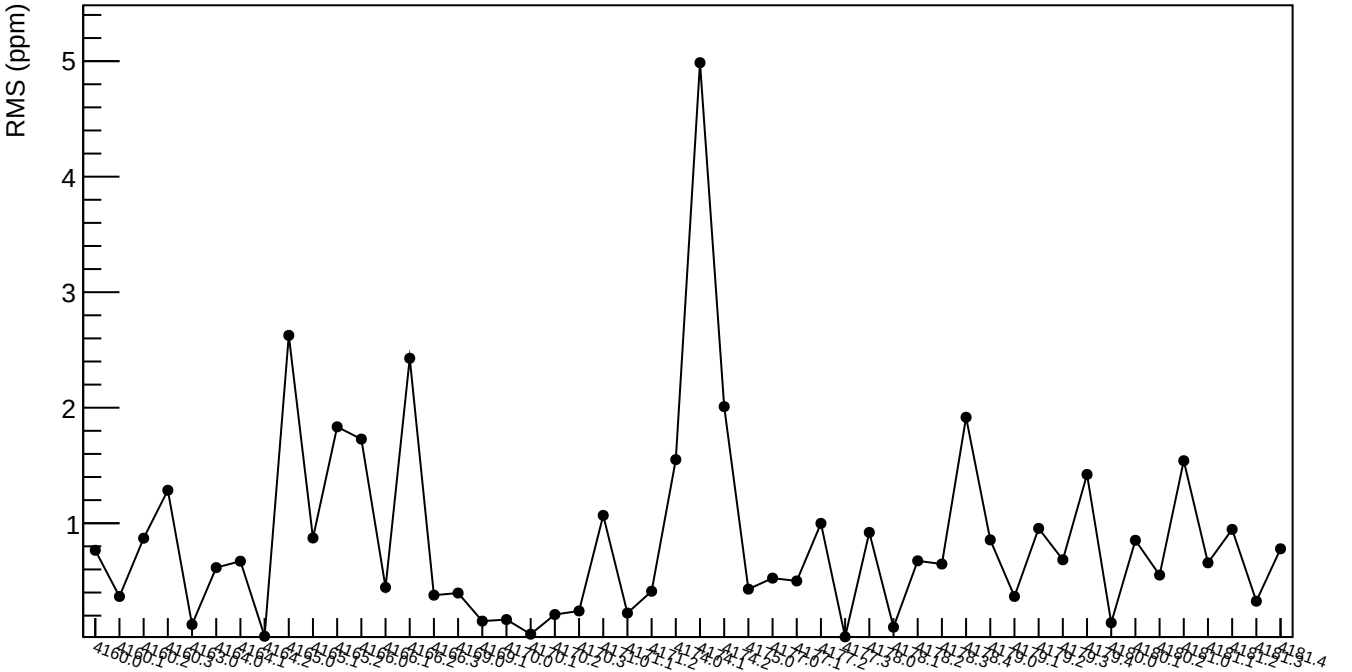

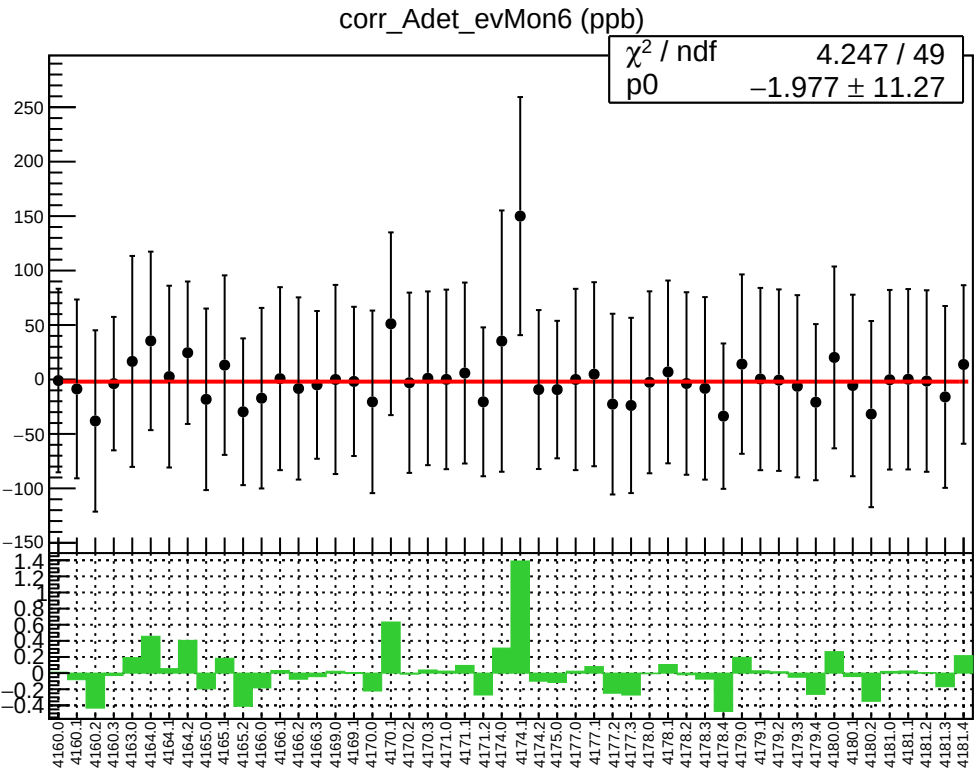
corr_Adet_evMon6 (ppb)
χ² / ndf 4.247 / 49
p0 −1.977 ± 11.27

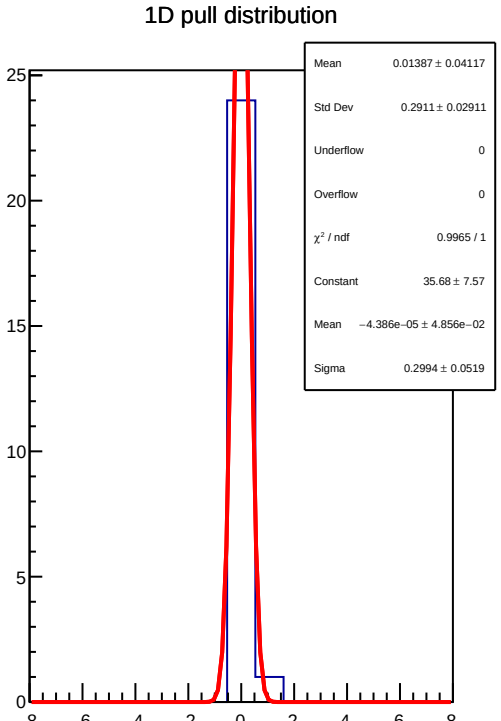
1D pull distribution
Mean 0.01387 ± 0.04117
Std Dev 0.2911 ± 0.02911
Underflow 0
Overflow 0
χ² / ndf 0.9965 / 1
Constant 35.68 ± 7.57
Mean −4.386e−05 ± 4.856e−02
Sigma 0.2994 ± 0.0519

corr_Adet_evMon6 RMS (ppm)

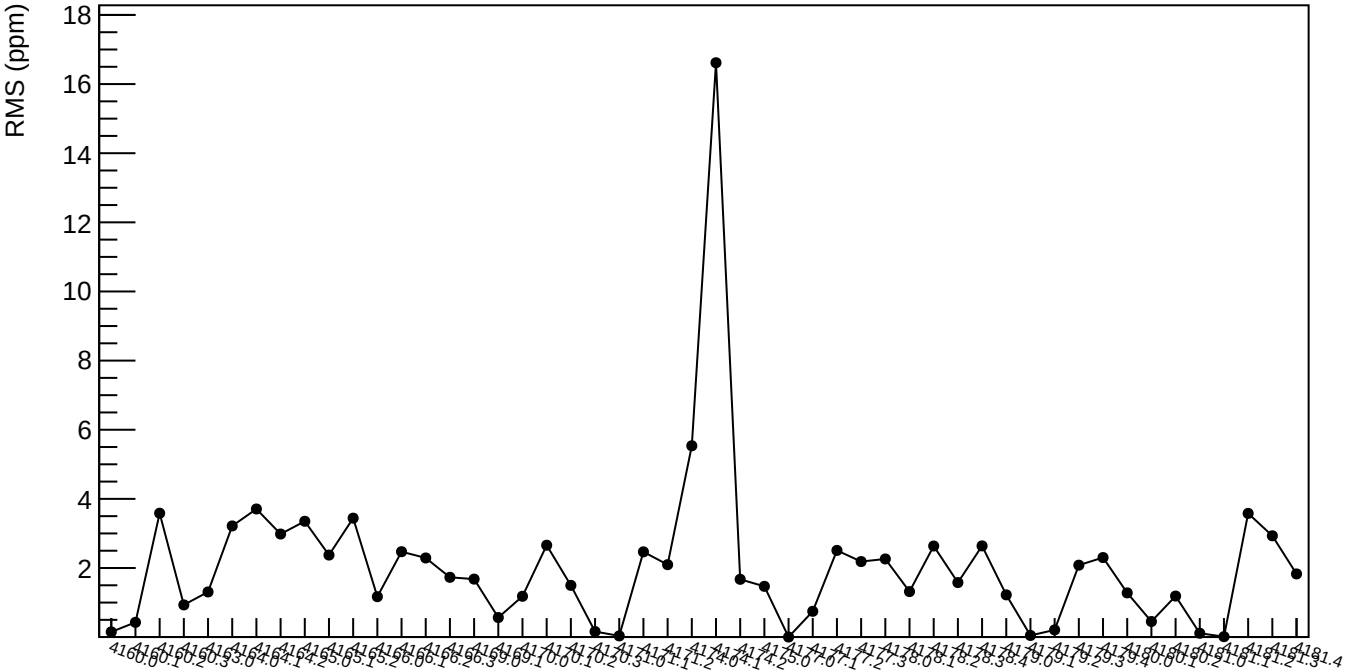

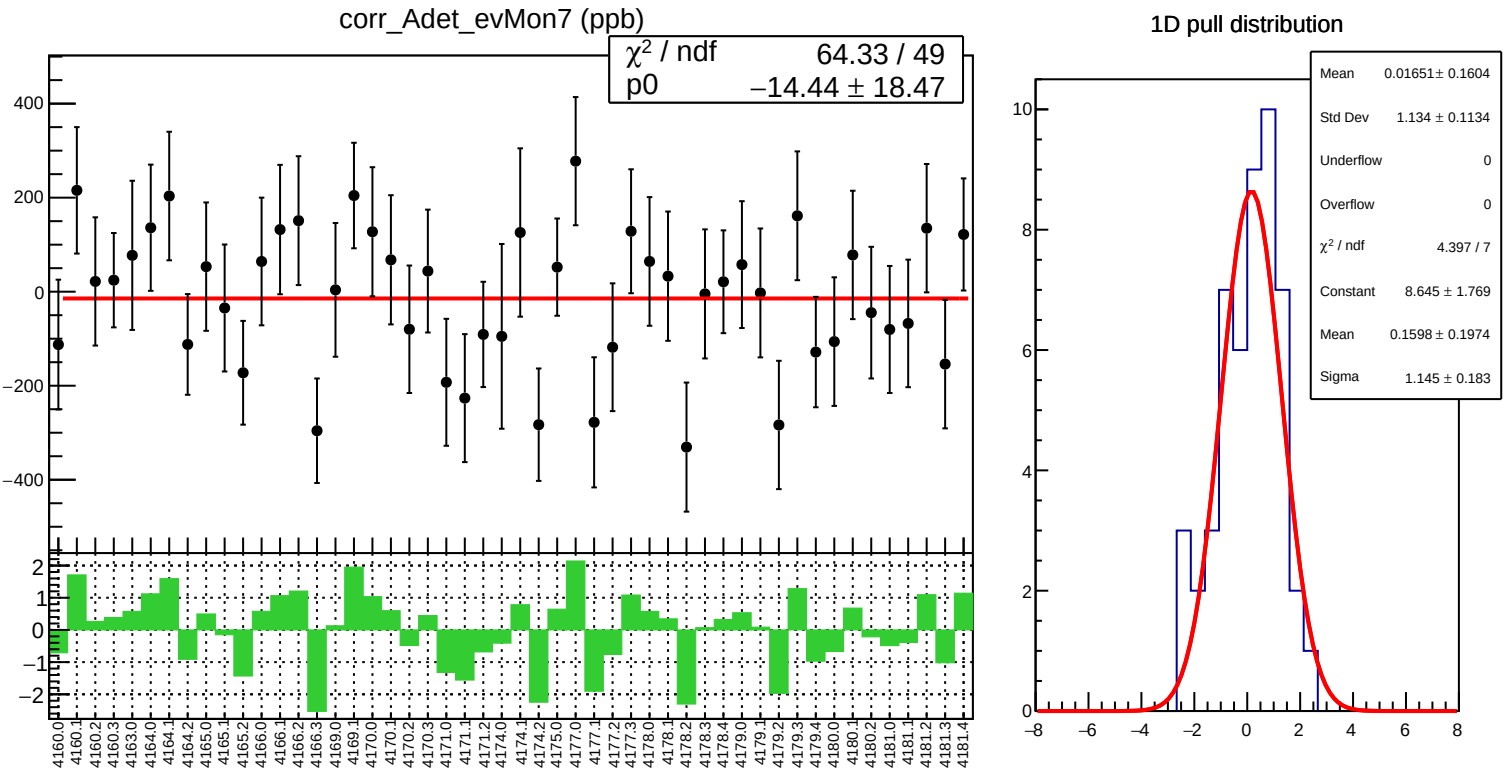
corr_Adet_evMon7 (ppb)
χ² / ndf 64.33 / 49
p0 −14.44 ± 18.47
1D pull distribution
Mean 0.01651 ± 0.1604
Std Dev 1.134 ± 0.1134
Underflow 0
Overflow 0
χ² / ndf 4.397 / 7
Constant 8.645 ± 1.769
Mean 0.1598 ± 0.1974
Sigma 1.145 ± 0.183

corr_Adet_evMon7 RMS (ppm)

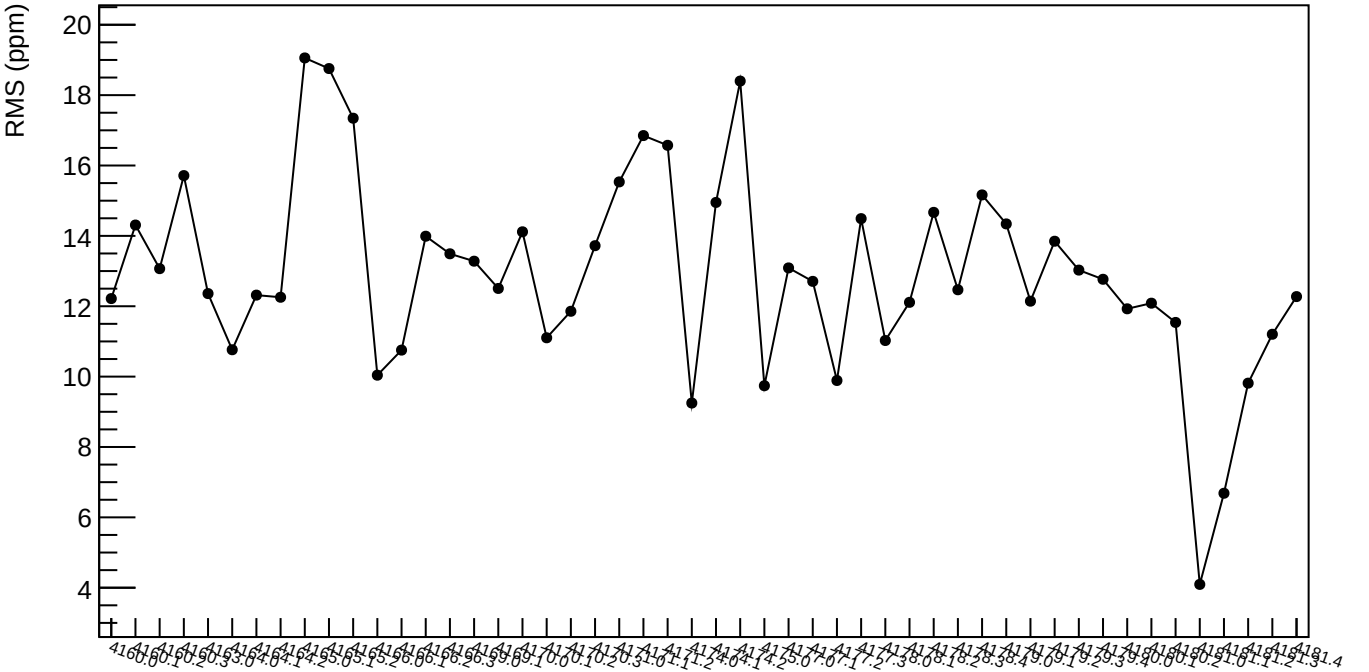

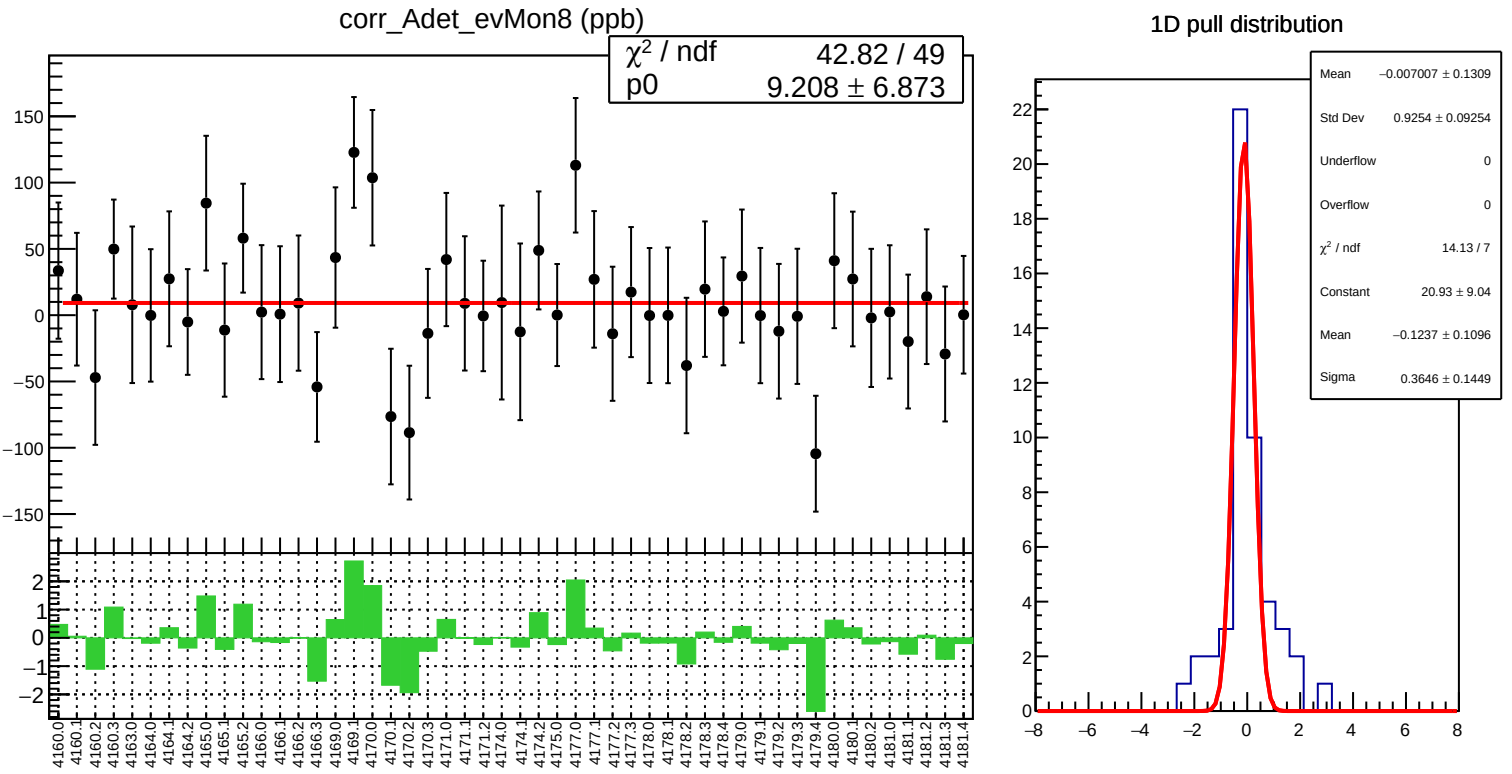
corr_Adet_evMon8 (ppb)
χ² / ndf 42.82 / 49
p0 9.208 ± 6.873
1D pull distribution
Mean −0.007007 ± 0.1309
Std Dev 0.9254 ± 0.09254
Underflow 0
Overflow 0
χ² / ndf 14.13 / 7
Constant 20.93 ± 9.04
Mean −0.1237 ± 0.1096
Sigma 0.3646 ± 0.1449

corr_Adet_evMon8 RMS (ppm)

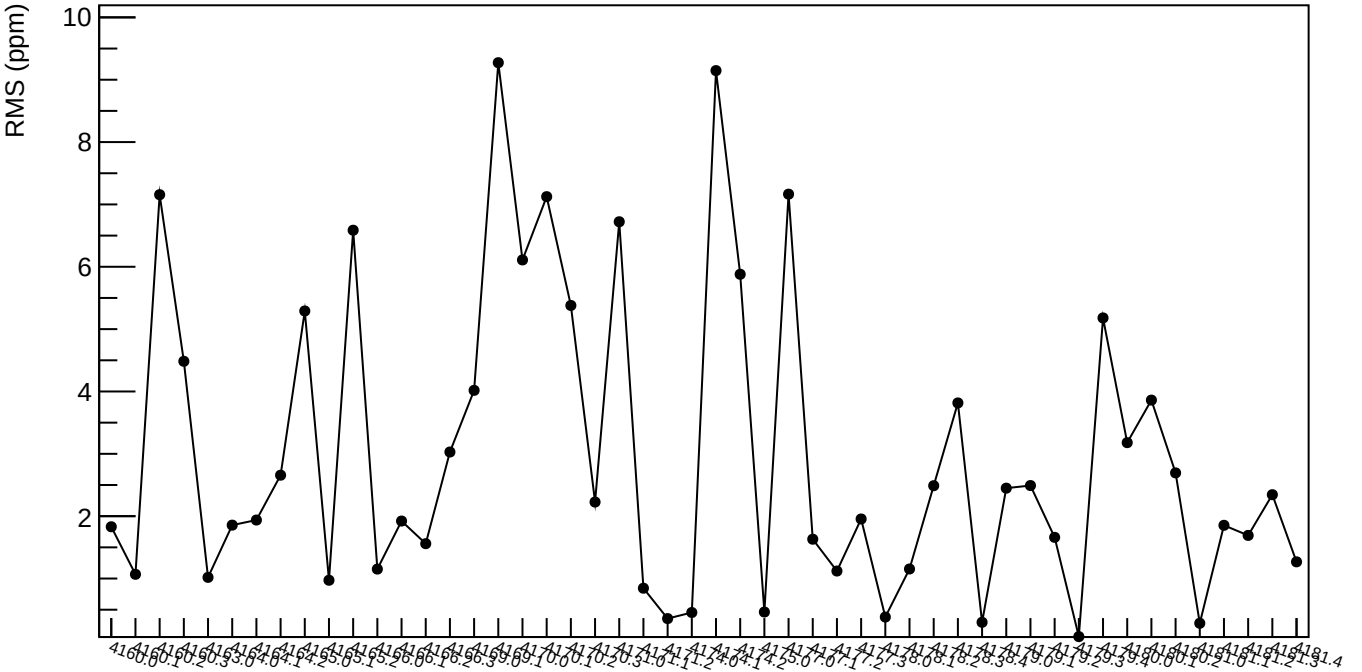

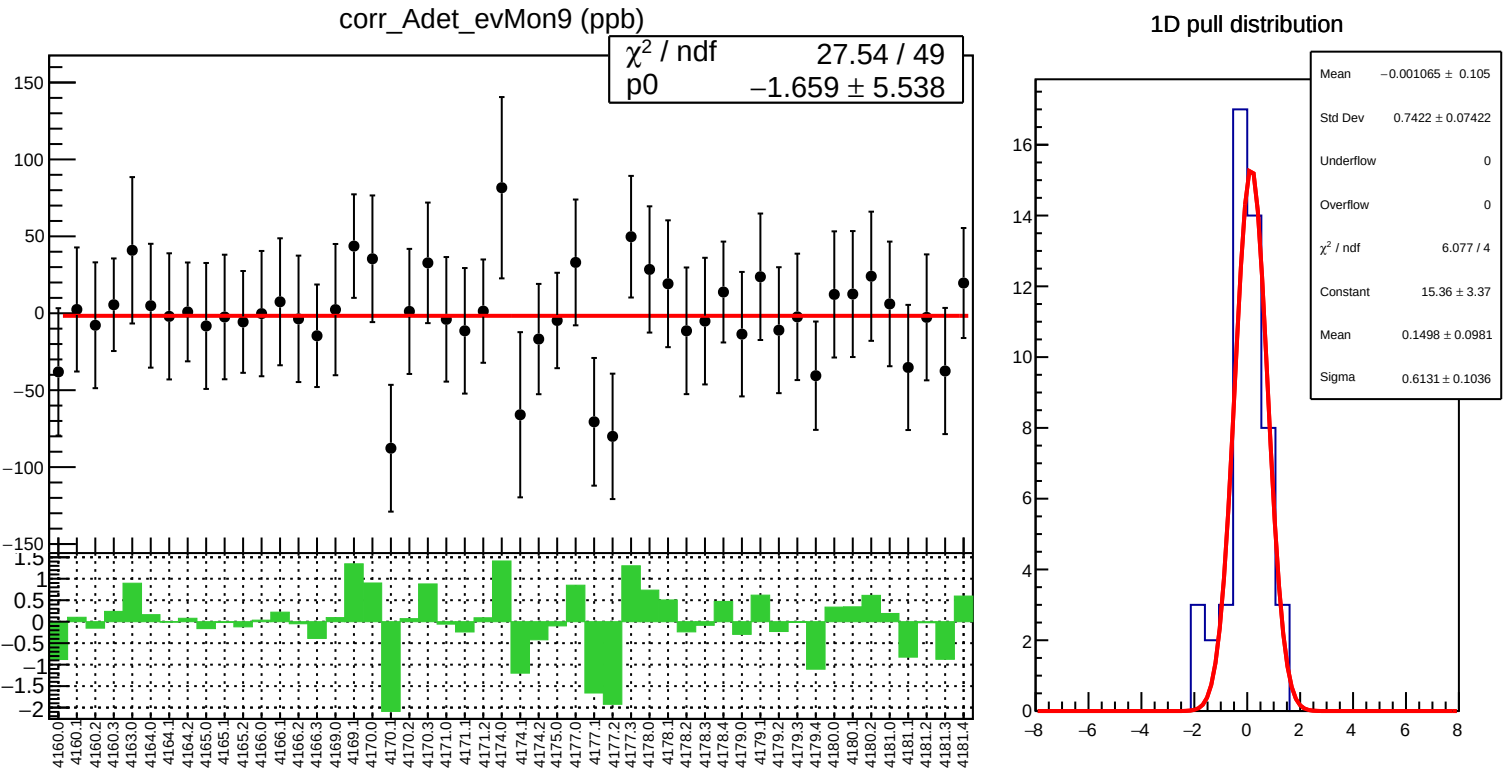
corr_Adet_evMon9 (ppb)
χ² / ndf 27.54 / 49
p0 −1.659 ± 5.538
1D pull distribution
Mean −0.001065 ± 0.105
Std Dev 0.7422 ± 0.07422
Underflow 0
Overflow 0
χ² / ndf 6.077 / 4
Constant 15.36 ± 3.37
Mean 0.1498 ± 0.0981
Sigma 0.6131 ± 0.1036

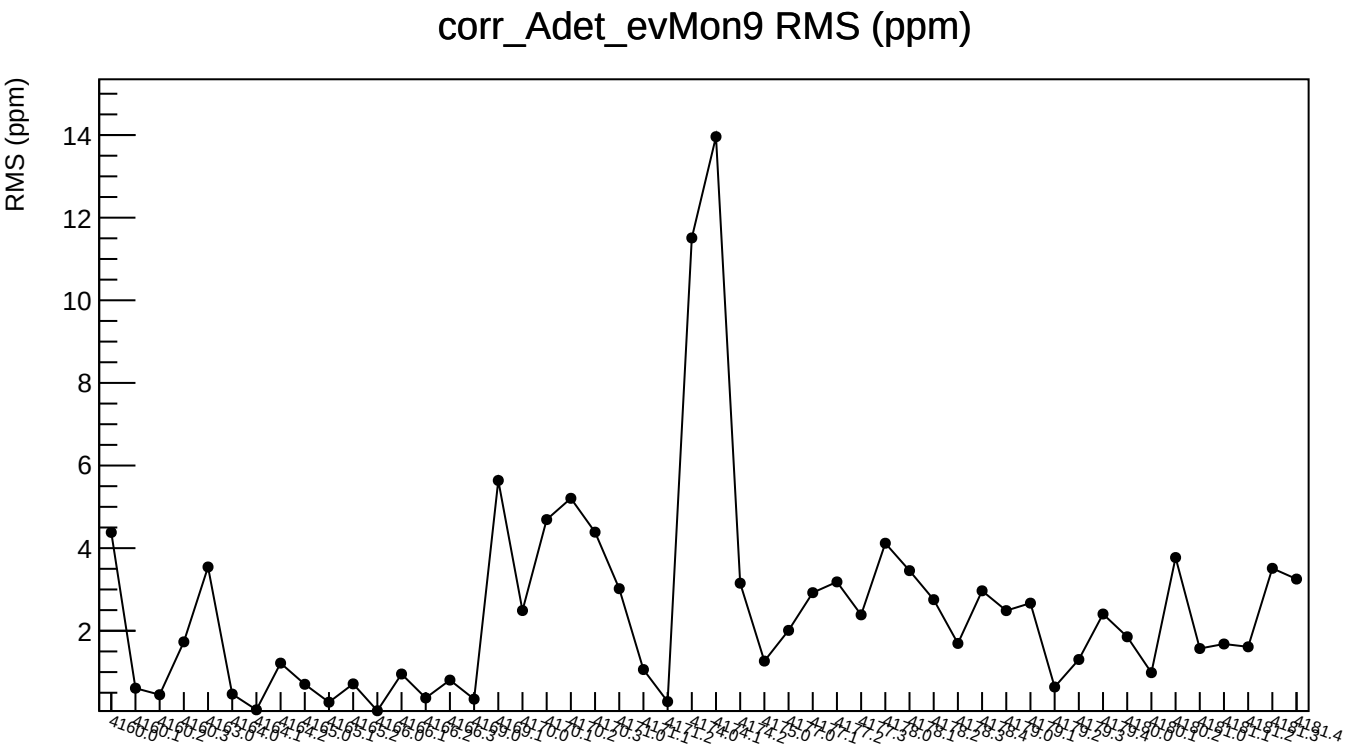
corr_Adet_evMon9 RMS (ppm)
RMS (ppm)
14
12
10
8
6
4
2

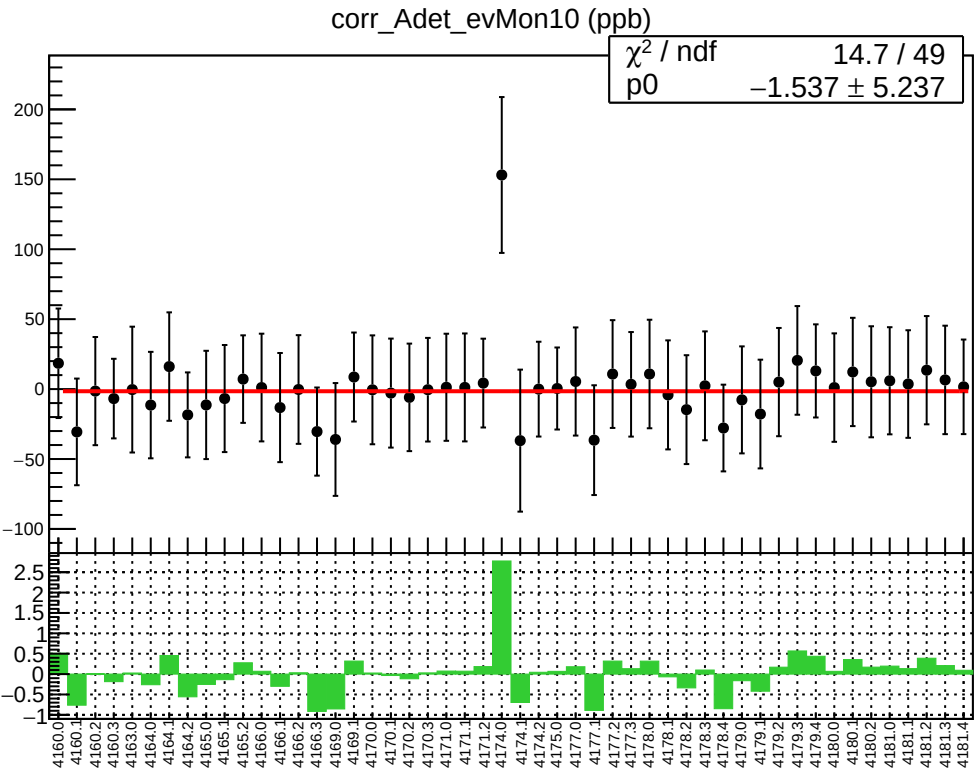
corr_Adet_evMon10 (ppb)
χ² / ndf 14.7 / 49
p0 −1.537 ± 5.237

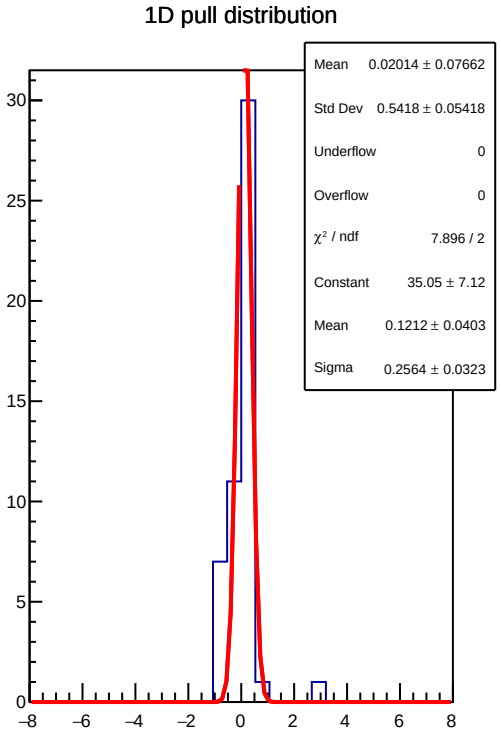
1D pull distribution
Mean 0.02014 ± 0.07662
Std Dev 0.5418 ± 0.05418
Underflow 0
Overflow 0
χ² / ndf 7.896 / 2
Constant 35.05 ± 7.12
Mean 0.1212 ± 0.0403
Sigma 0.2564 ± 0.0323

corr_Adet_evMon10 RMS (ppm)

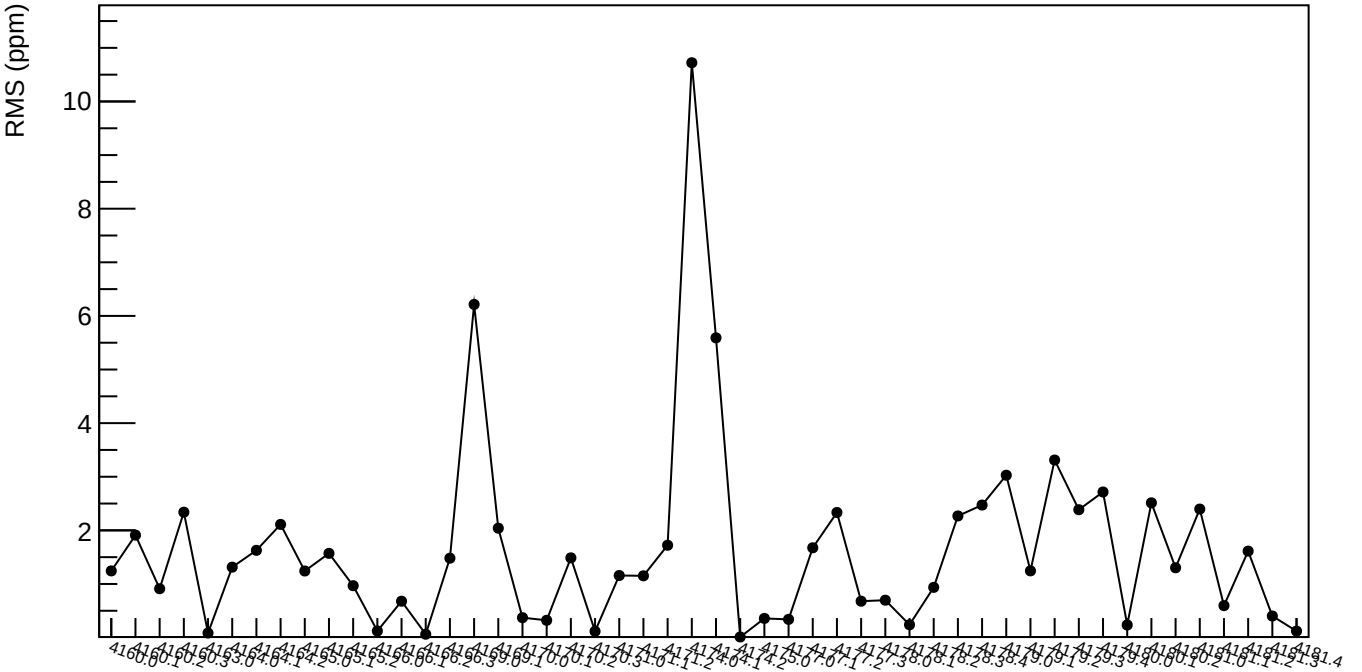

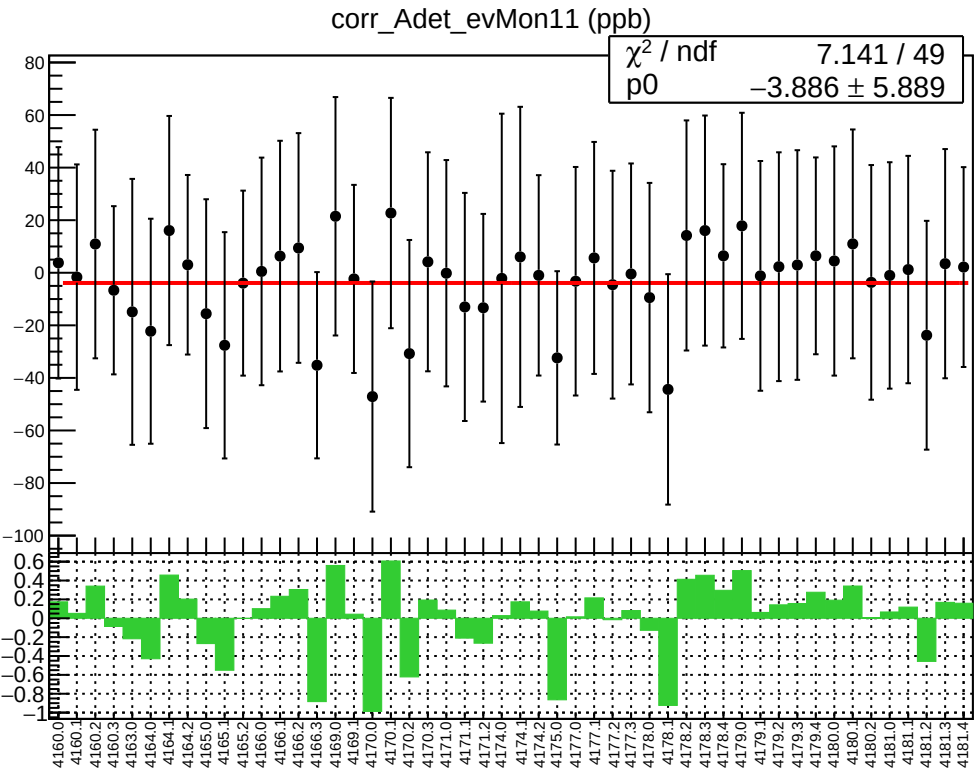
corr_Adet_evMon11 (ppb)
χ² / ndf 7.141 / 49
p0 −3.886 ± 5.889

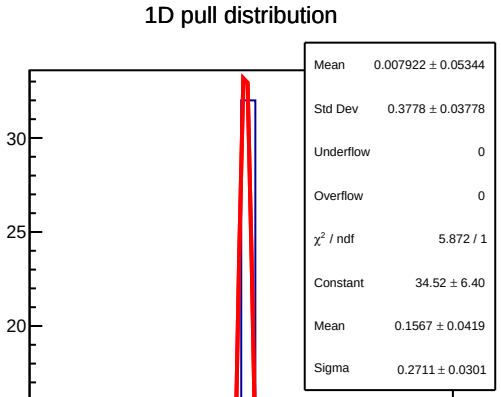
1D pull distribution
Mean 0.007922 ± 0.05344
Std Dev 0.3778 ± 0.03778
Underflow 0
Overflow 0
χ² / ndf 5.872 / 1
Constant 34.52 ± 6.40
Mean 0.1567 ± 0.0419
Sigma 0.2711 ± 0.0301

corr_Adet_evMon11 RMS (ppm)

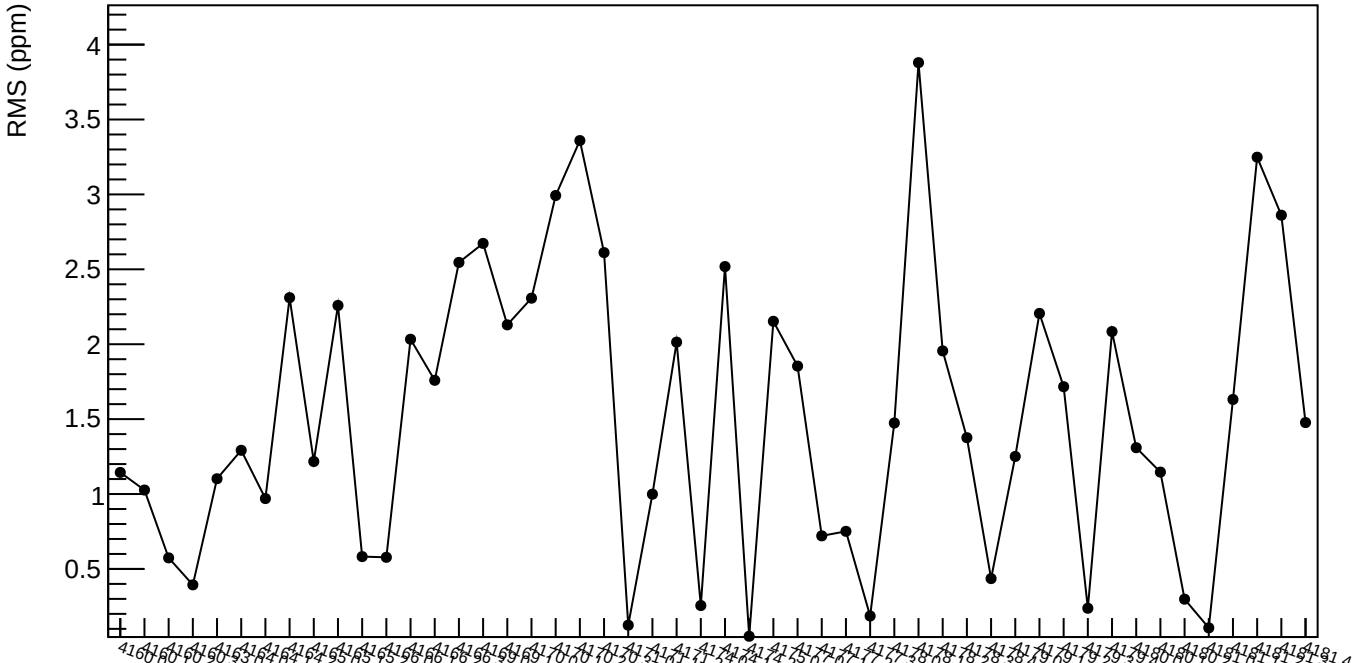

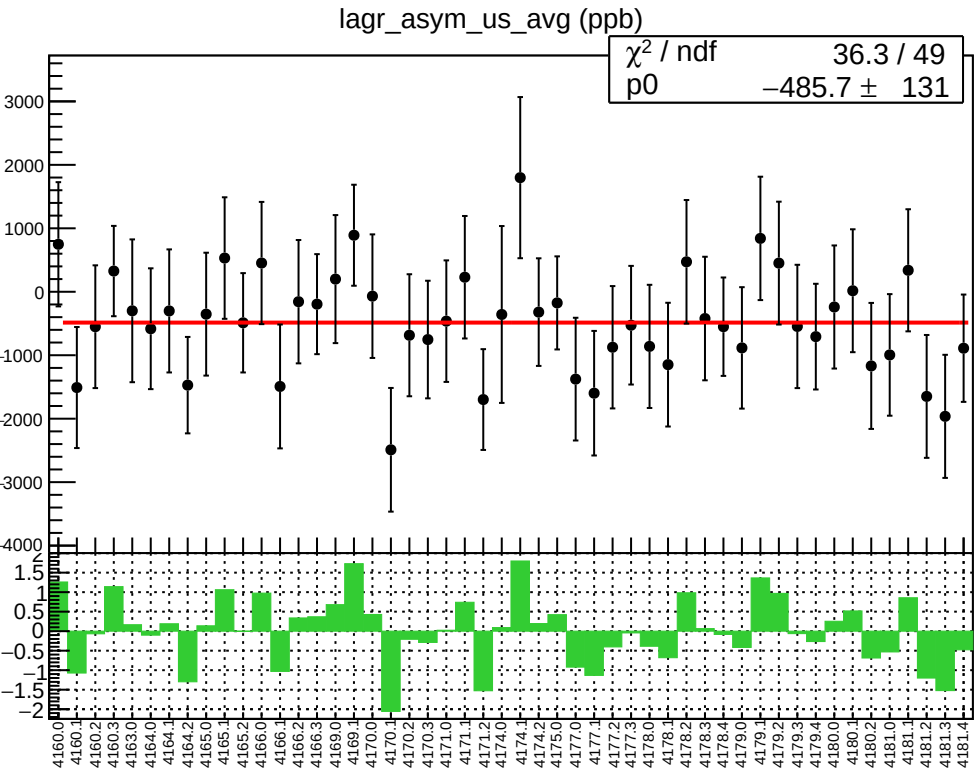
lagr_asym_us_avg (ppb)
χ² / ndf 36.3 / 49
p0 −485.7 ± 131
3000
2000
1000
0
-1000
-2000
-3000
-4000
2
1.5
1
0.5
0
−0.5
−1
−1.5
−2
4160.0
4160.1
4160.2
4160.3
4163.0
4164.0
4164.1
4164.2
4165.0
4165.1
4165.2
4166.0
4166.1
4166.2
4166.3
4169.0
4169.1
4170.0
4170.1
4170.2
4170.3
4171.0
4171.1
4171.2
4174.0
4174.1
4174.2
4175.0
4177.0
4177.1
4177.2
4177.3
4178.0
4178.1
4178.2
4178.3
4178.4
4179.0
4179.1
4179.2
4179.3
4179.4
4180.0
4180.1
4180.2
4181.0
4181.1
4181.2
4181.3
4181.4

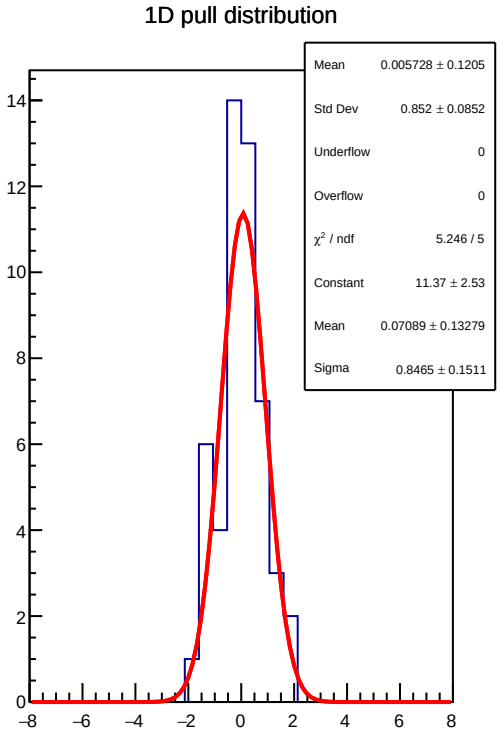
1D pull distribution
Mean 0.005728 ± 0.1205
Std Dev 0.852 ± 0.0852
Underflow 0
Overflow 0
χ² / ndf 5.246 / 5
Constant 11.37 ± 2.53
Mean 0.07089 ± 0.13279
Sigma 0.8465 ± 0.1511
14
12
10
8
6
4
2
0
−8
−6
−4
−2
0
2
4
6
8

lagr_asym_us_avg RMS (ppm)

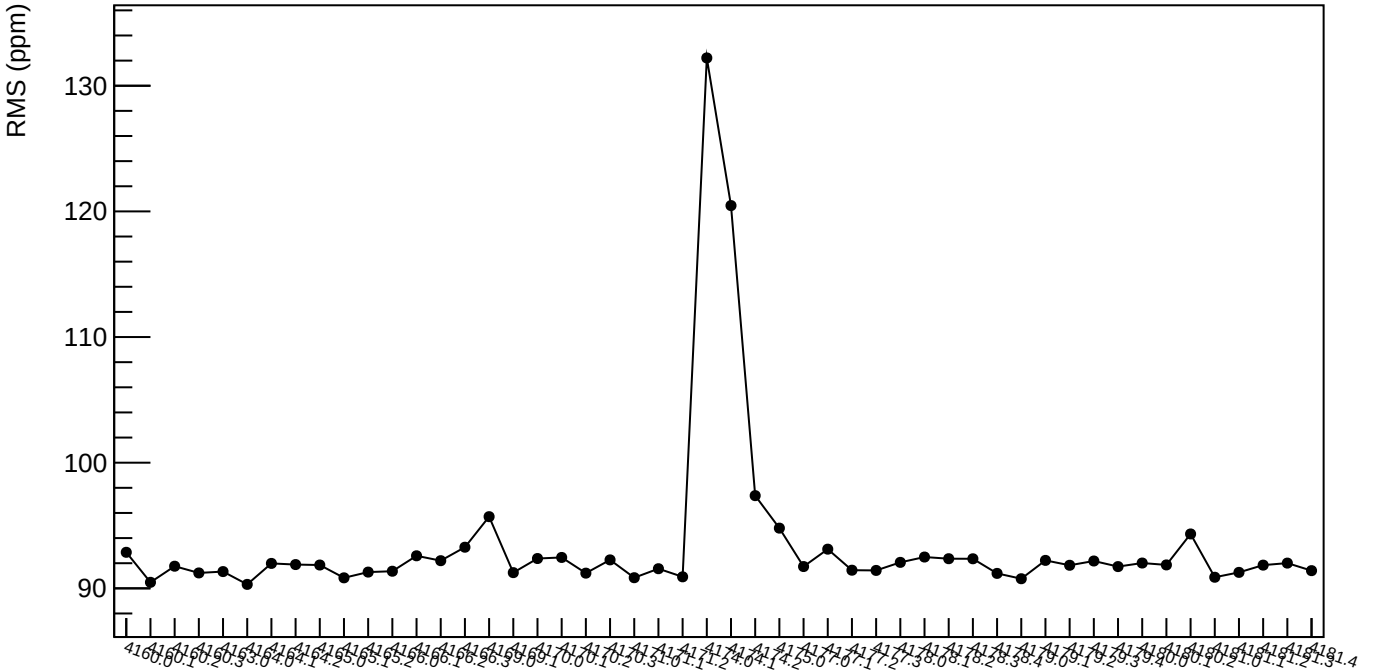

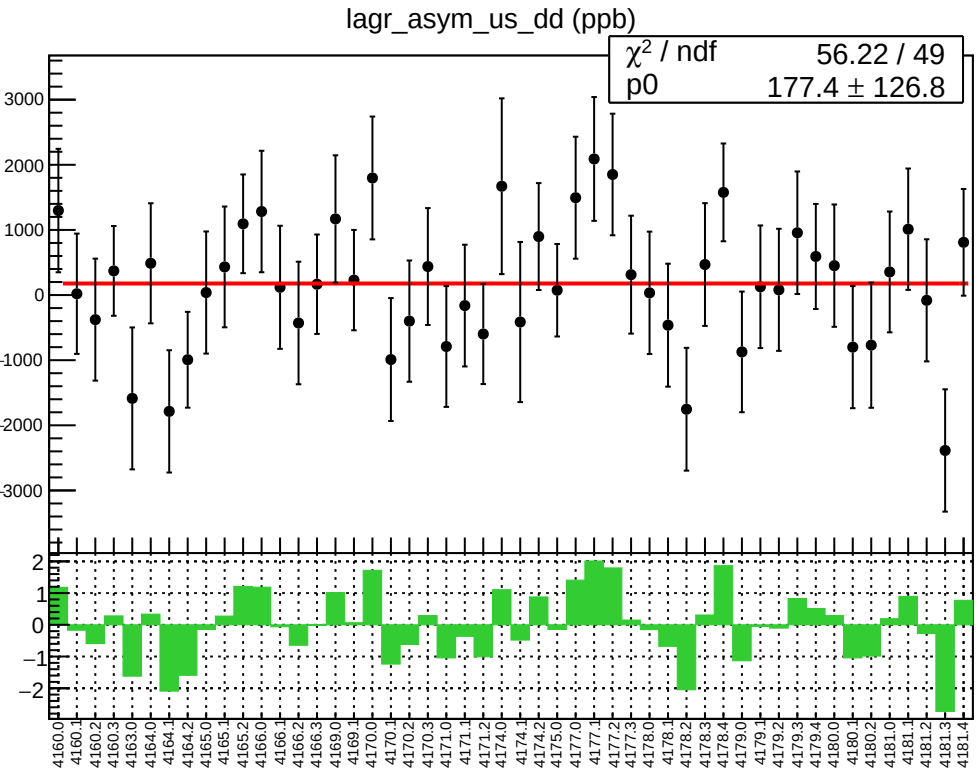
lagr_asym_us_dd (ppb)
χ² / ndf 56.22 / 49
p0 177.4 ± 126.8
3000
2000
1000
0
-1000
-2000
-3000
2
1
0
−1
−2
4160.0
4160.1
4160.2
4160.3
4163.0
4164.0
4164.1
4164.2
4165.0
4165.1
4165.2
4166.0
4166.1
4166.2
4166.3
4169.0
4169.1
4170.0
4170.1
4170.2
4170.3
4171.0
4171.1
4171.2
4174.0
4174.1
4174.2
4175.0
4177.0
4177.1
4177.2
4177.3
4178.0
4178.1
4178.2
4178.3
4178.4
4179.0
4179.1
4179.2
4179.3
4179.4
4180.0
4180.1
4180.2
4181.0
4181.1
4181.2
4181.3
4181.4

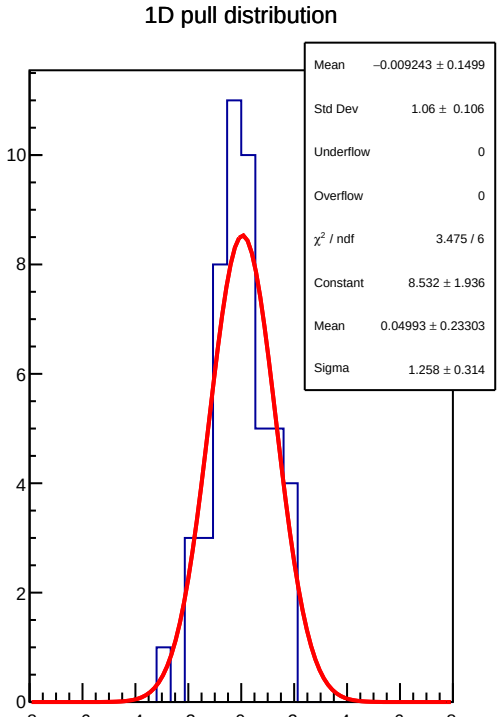
1D pull distribution
Mean −0.009243 ± 0.1499
Std Dev 1.06 ± 0.106
Underflow 0
Overflow 0
χ² / ndf 3.475 / 6
Constant 8.532 ± 1.936
Mean 0.04993 ± 0.23303
Sigma 1.258 ± 0.314
10
8
6
4
2
0
−8
−6
−4
−2
0
2
4
6
8

lagr_asym_us_dd RMS (ppm)

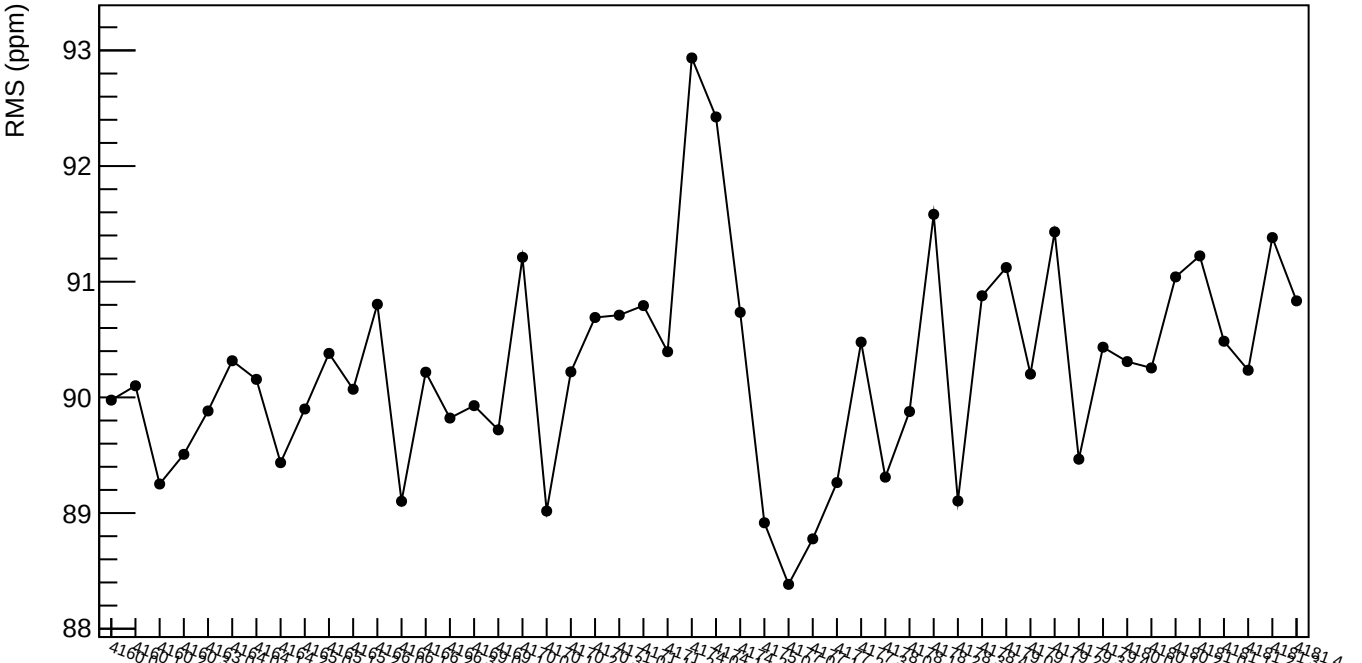

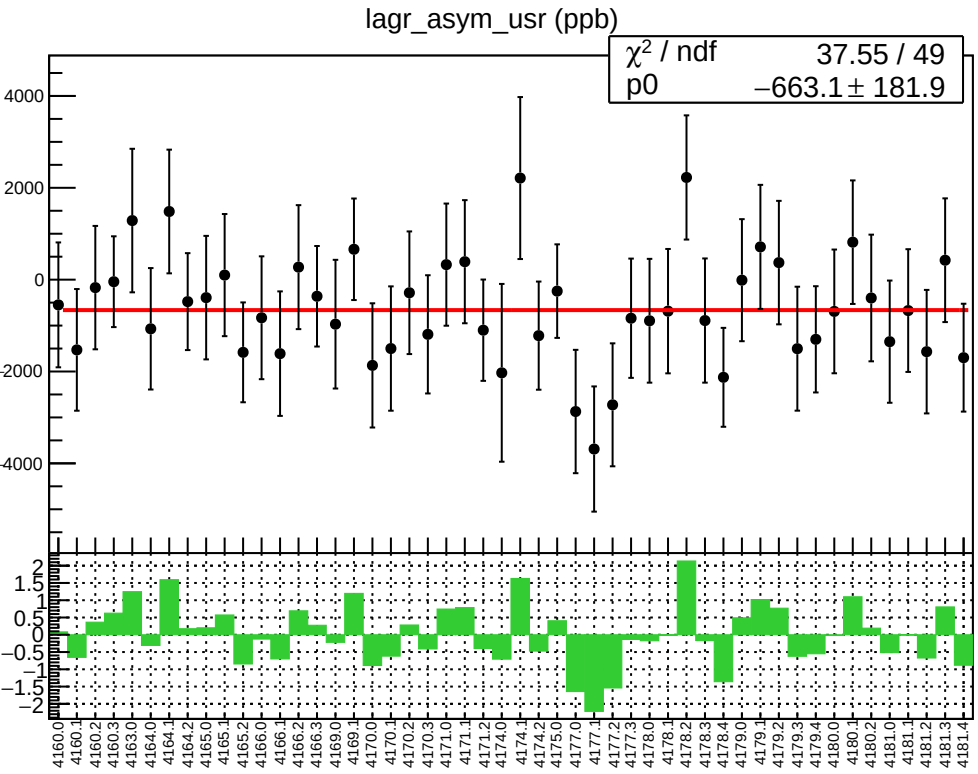
lagr_asym_usr (ppb)
χ² / ndf 37.55 / 49
p0 −663.1 ± 181.9
4000
2000
0
−2000
−4000
2
1.5
1
0.5
0
−0.5
−1
−1.5
−2
4160.0
4160.1
4160.2
4160.3
4163.0
4164.0
4164.1
4164.2
4165.0
4165.1
4165.2
4166.0
4166.1
4166.2
4166.3
4169.0
4169.1
4170.0
4170.1
4170.2
4170.3
4171.0
4171.1
4171.2
4174.0
4174.1
4174.2
4175.0
4177.0
4177.1
4177.2
4177.3
4178.0
4178.1
4178.2
4178.3
4178.4
4179.0
4179.1
4179.2
4179.3
4179.4
4180.0
4180.1
4180.2
4181.0
4181.1
4181.2
4181.3
4181.4

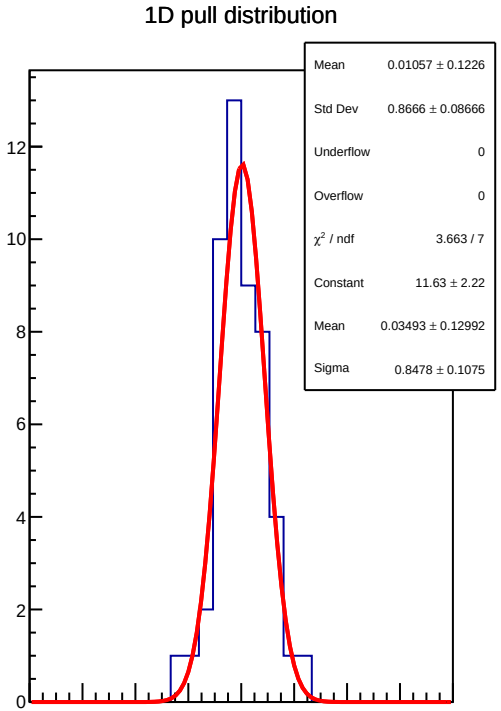
1D pull distribution
Mean 0.01057 ± 0.1226
Std Dev 0.8666 ± 0.08666
Underflow 0
Overflow 0
χ² / ndf 3.663 / 7
Constant 11.63 ± 2.22
Mean 0.03493 ± 0.12992
Sigma 0.8478 ± 0.1075
12
10
8
6
4
2
0
−8
−6
−4
−2
0
2
4
6
8

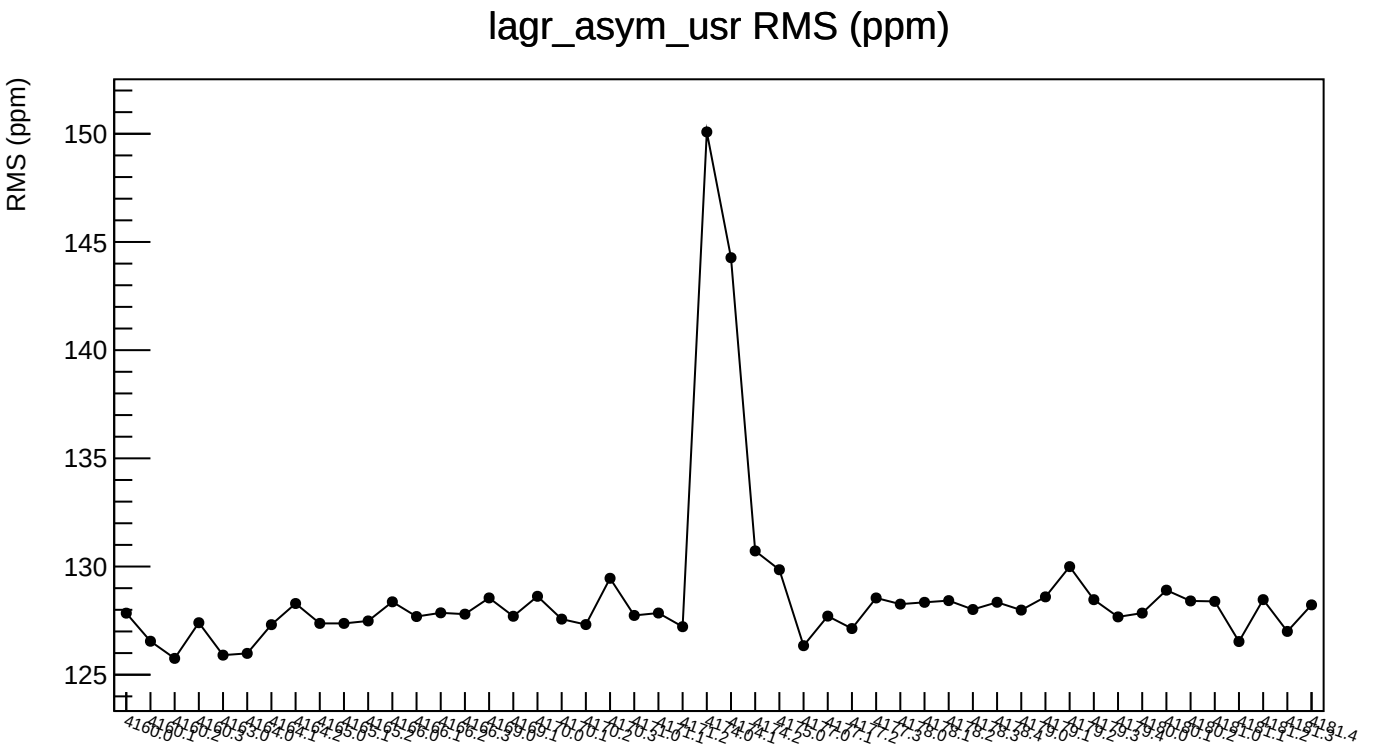
lagr_asym_usr RMS (ppm)
RMS (ppm)
150
145
140
135
130
125

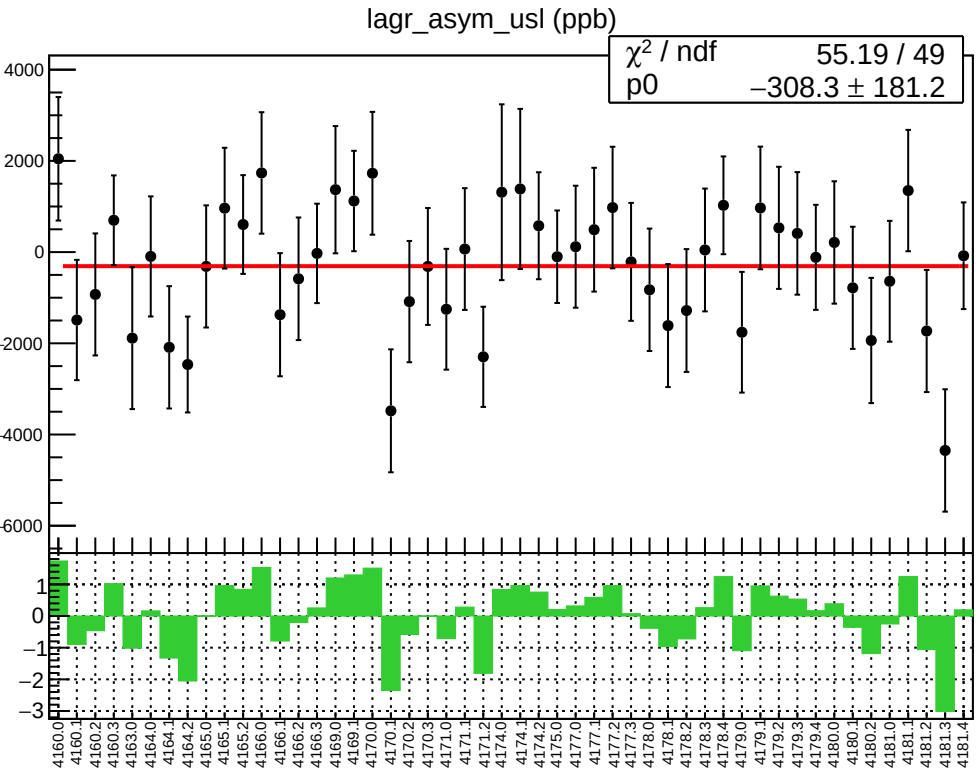
lagr_asym_usl (ppb)
χ² / ndf 55.19 / 49
p0 −308.3 ± 181.2
4000
2000
0
−2000
−4000
−6000
1
0
−1
−2
−3
4160.0
4160.1
4160.2
4160.3
4163.0
4164.0
4164.1
4164.2
4165.0
4165.1
4165.2
4166.0
4166.1
4166.2
4166.3
4169.0
4169.1
4170.0
4170.1
4170.2
4170.3
4171.0
4171.1
4171.2
4174.0
4174.1
4174.2
4175.0
4177.0
4177.1
4177.2
4177.3
4178.0
4178.1
4178.2
4178.3
4178.4
4179.0
4179.1
4179.2
4179.3
4179.4
4180.0
4180.1
4180.2
4181.0
4181.1
4181.2
4181.3
4181.4

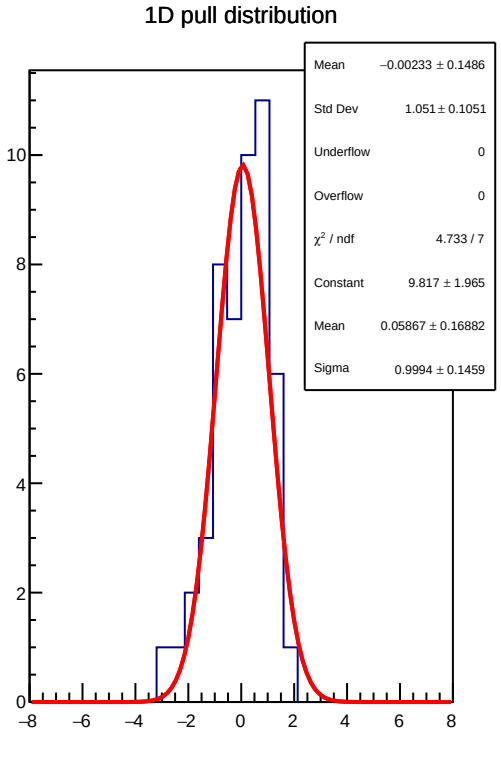
1D pull distribution
Mean −0.00233 ± 0.1486
Std Dev 1.051 ± 0.1051
Underflow 0
Overflow 0
χ² / ndf 4.733 / 7
Constant 9.817 ± 1.965
Mean 0.05867 ± 0.16882
Sigma 0.9994 ± 0.1459
10
8
6
4
2
0
−8
−6
−4
−2
0
2
4
6
8

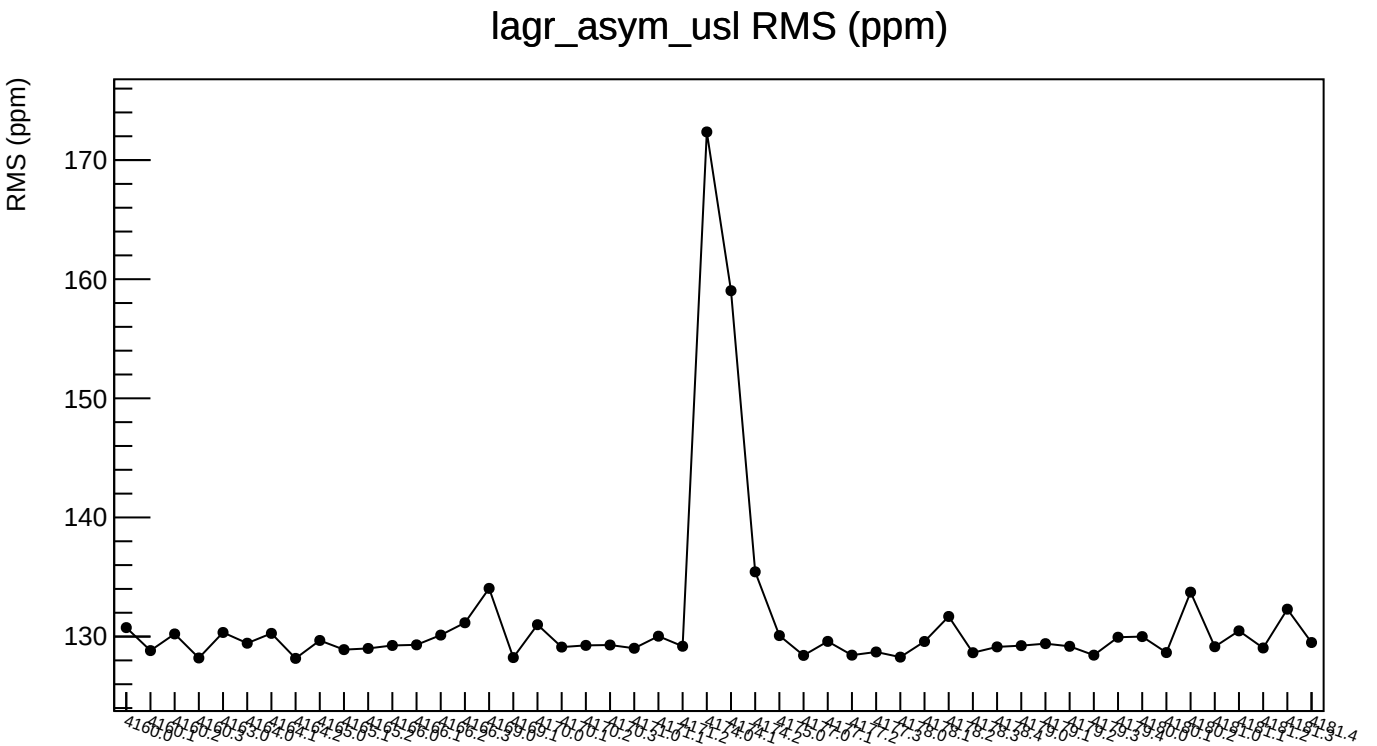
lagr_asym_usl RMS (ppm)
RMS (ppm)
170
160
150
140
130

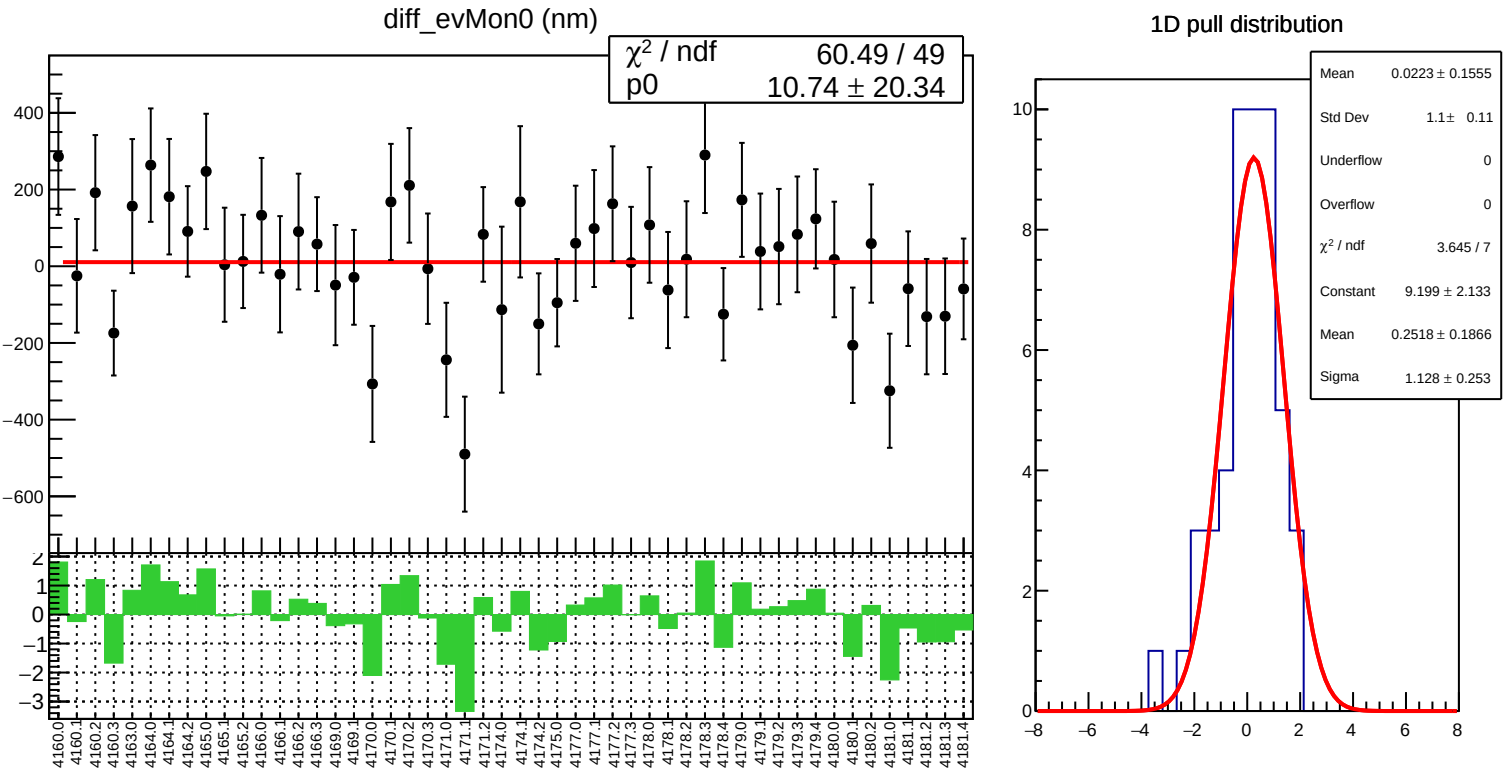
diff_evMon0 (nm)
χ² / ndf 60.49 / 49
p0 10.74 ± 20.34
1D pull distribution
Mean 0.0223 ± 0.1555
Std Dev 1.1± 0.11
Underflow 0
Overflow 0
χ² / ndf 3.645 / 7
Constant 9.199 ± 2.133
Mean 0.2518 ± 0.1866
Sigma 1.128 ± 0.253

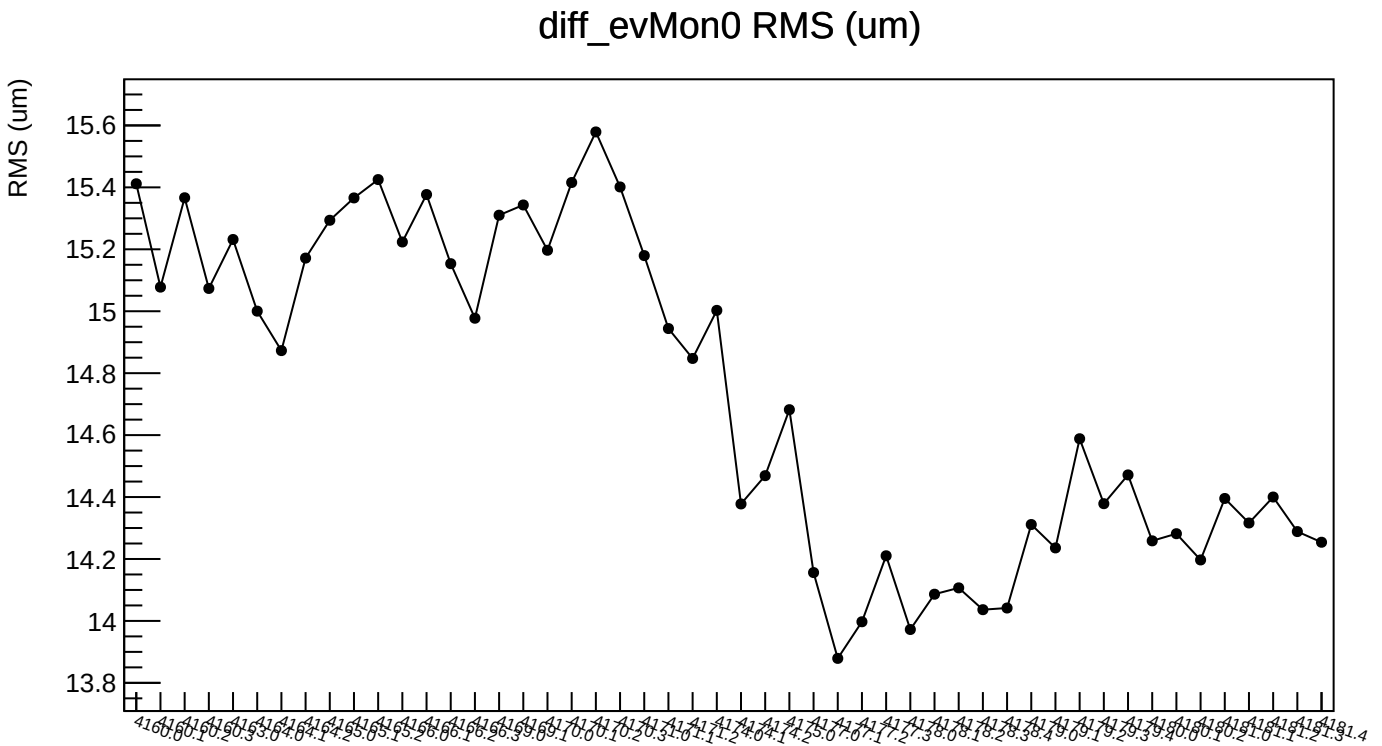
diff_evMon0 RMS (um)
RMS (um)
15.6
15.4
15.2
15
14.8
14.6
14.4
14.2
14
13.8

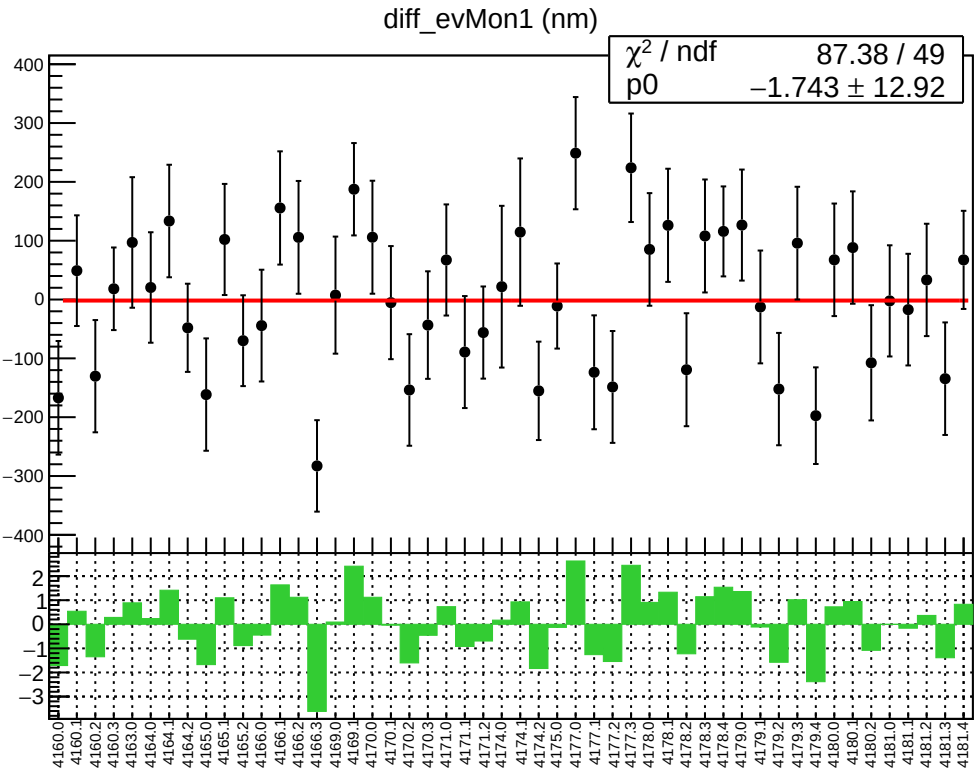
diff_evMon1 (nm)
χ² / ndf 87.38 / 49
p0 −1.743 ± 12.92
400
300
200
100
0
−100
−200
−300
−400
2
1
0
−1
−2
−3
4160.0
4160.1
4160.2
4160.3
4163.0
4164.0
4164.1
4164.2
4165.0
4165.1
4165.2
4166.0
4166.1
4166.2
4166.3
4169.0
4169.1
4170.0
4170.1
4170.2
4170.3
4171.0
4171.1
4171.2
4174.0
4174.1
4174.2
4175.0
4177.0
4177.1
4177.2
4177.3
4178.0
4178.1
4178.2
4178.3
4178.4
4179.0
4179.1
4179.2
4179.3
4179.4
4180.0
4180.1
4180.2
4181.0
4181.1
4181.2
4181.3
4181.4

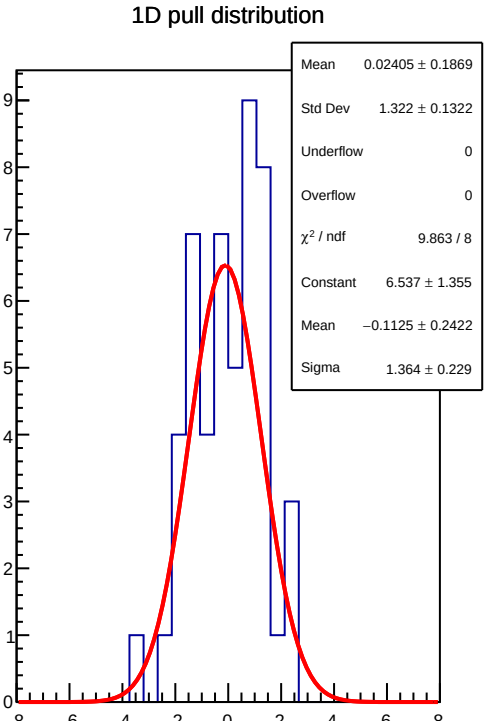
1D pull distribution
Mean 0.02405 ± 0.1869
Std Dev 1.322 ± 0.1322
Underflow 0
Overflow 0
χ² / ndf 9.863 / 8
Constant 6.537 ± 1.355
Mean −0.1125 ± 0.2422
Sigma 1.364 ± 0.229
9
8
7
6
5
4
3
2
1
0
−8
−6
−4
−2
0
2
4
6
8

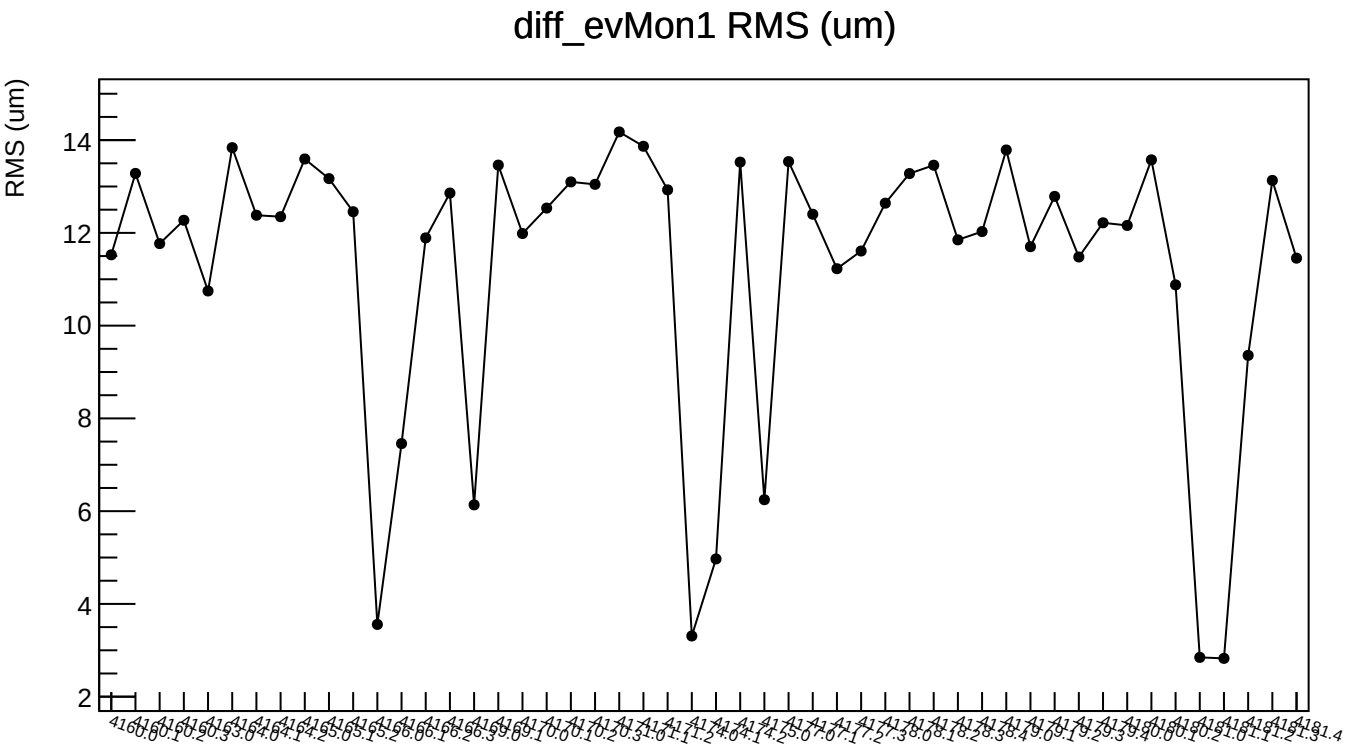
diff_evMon1 RMS (um)
RMS (um)
14
12
10
8
6
4
2

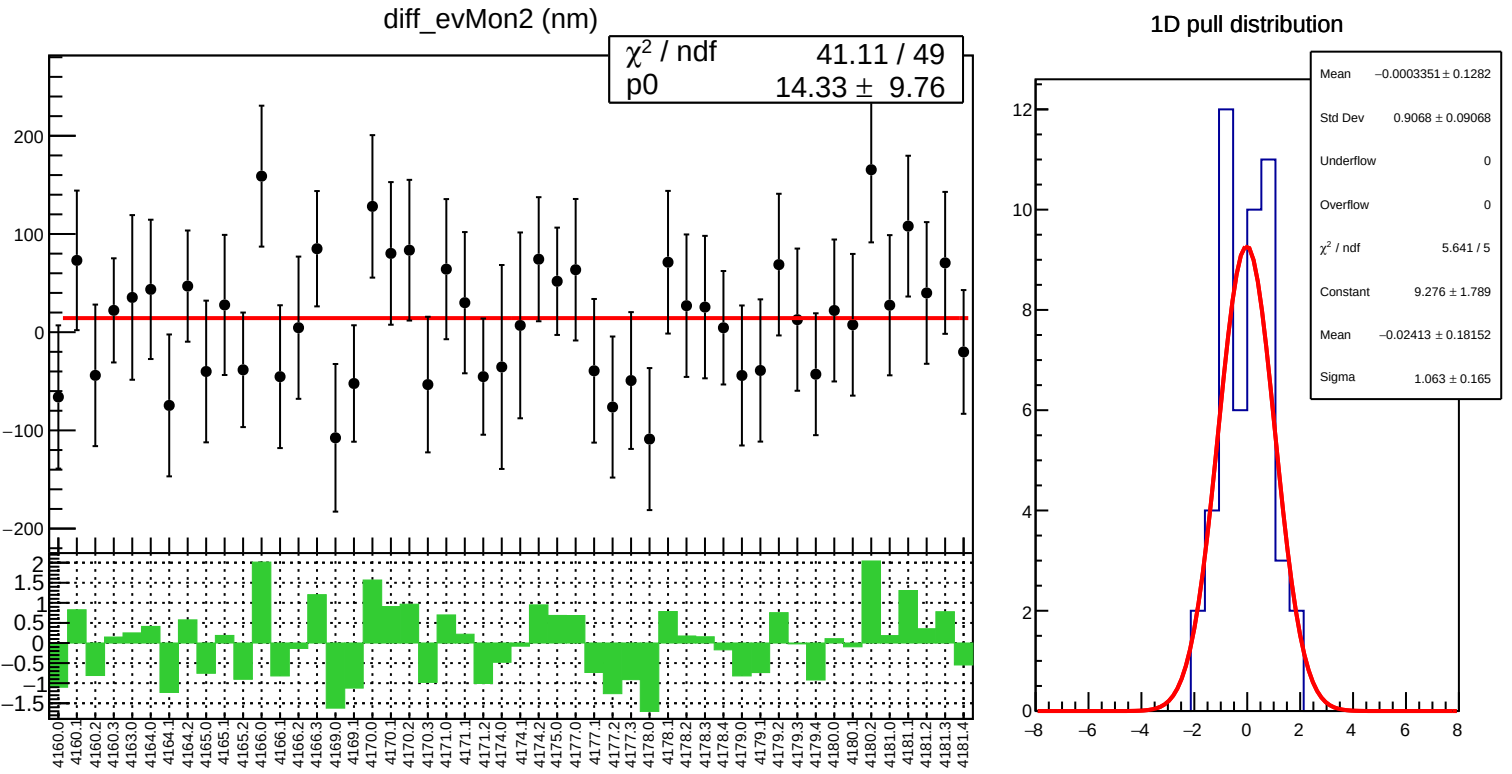
diff_evMon2 (nm)
χ² / ndf 41.11 / 49
p0 14.33 ± 9.76
1D pull distribution
Mean −0.0003351 ± 0.1282
Std Dev 0.9068 ± 0.09068
Underflow 0
Overflow 0
χ² / ndf 5.641 / 5
Constant 9.276 ± 1.789
Mean −0.02413 ± 0.18152
Sigma 1.063 ± 0.165

diff_evMon2 RMS (um)

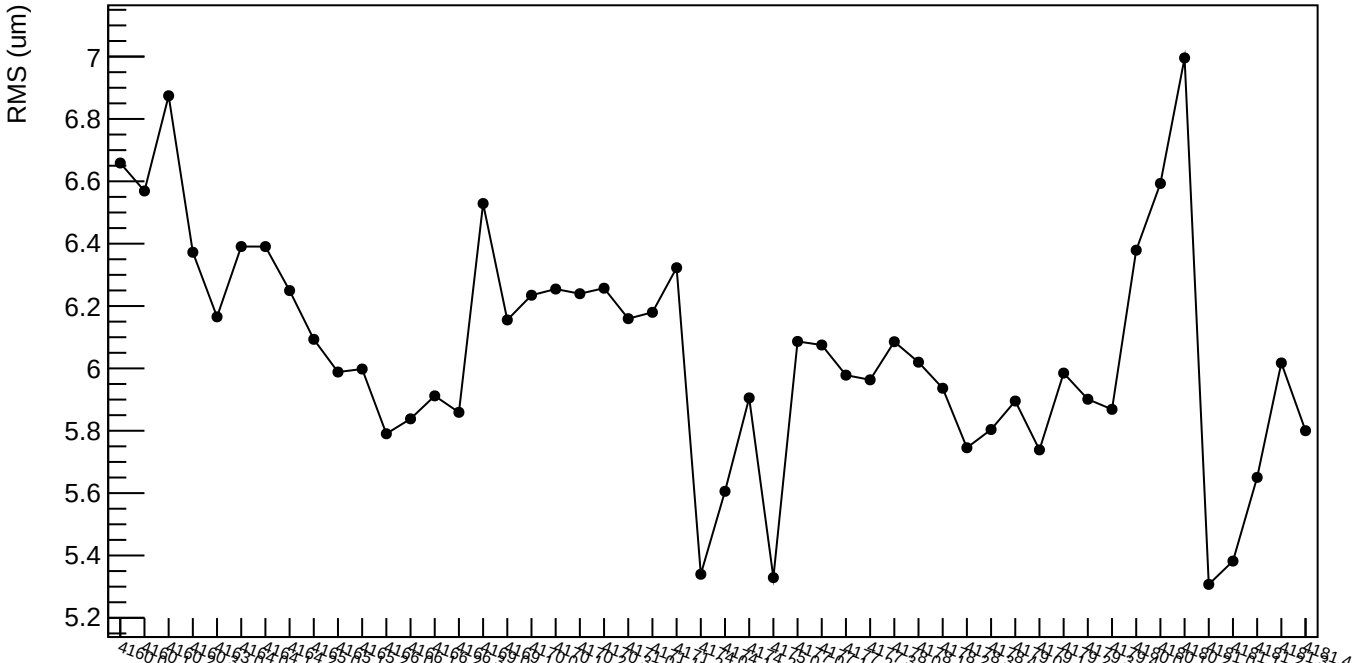

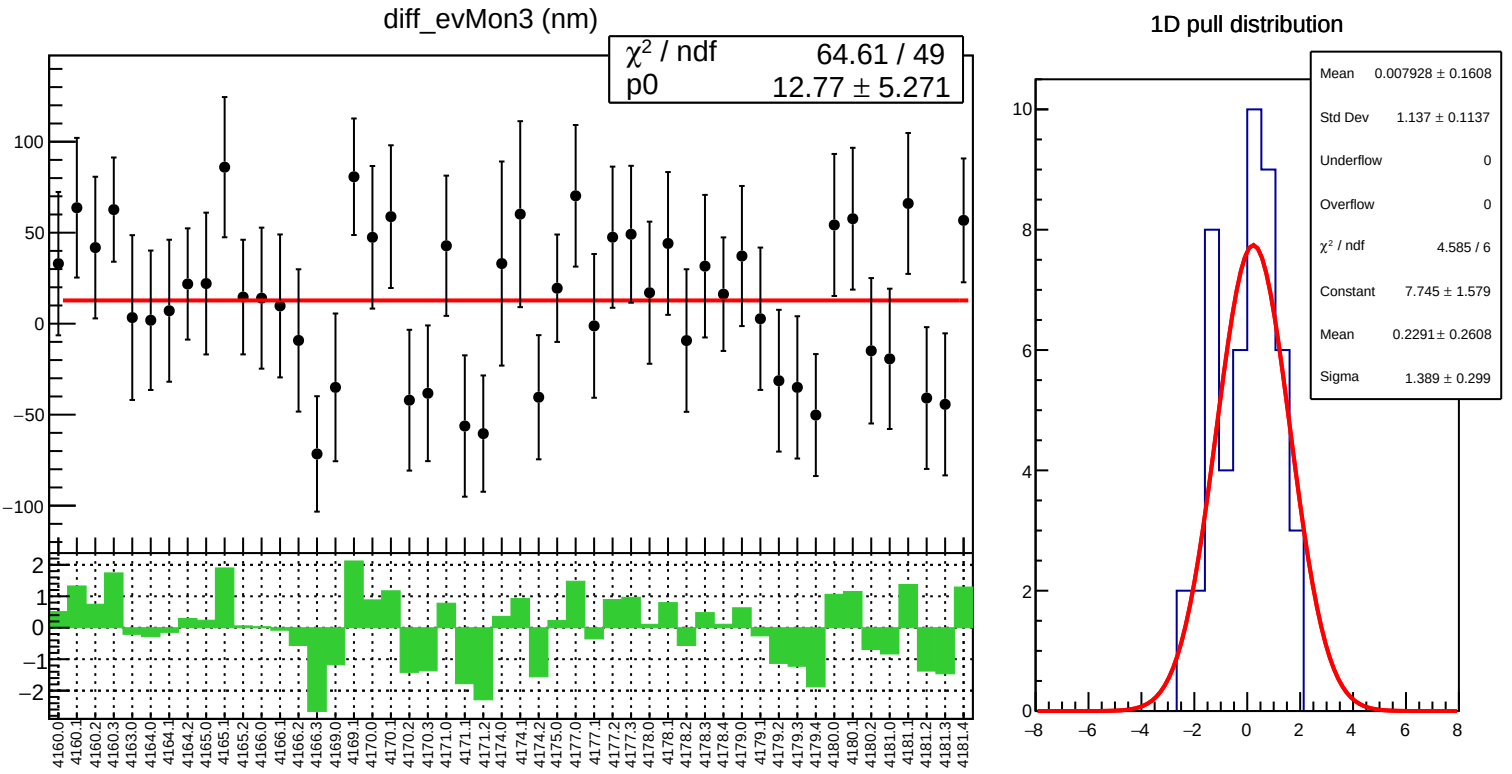
diff_evMon3 (nm)
χ² / ndf 64.61 / 49
p0 12.77 ± 5.271
1D pull distribution
Mean 0.007928 ± 0.1608
Std Dev 1.137 ± 0.1137
Underflow 0
Overflow 0
χ² / ndf 4.585 / 6
Constant 7.745 ± 1.579
Mean 0.2291 ± 0.2608
Sigma 1.389 ± 0.299

diff_evMon3 RMS (um)

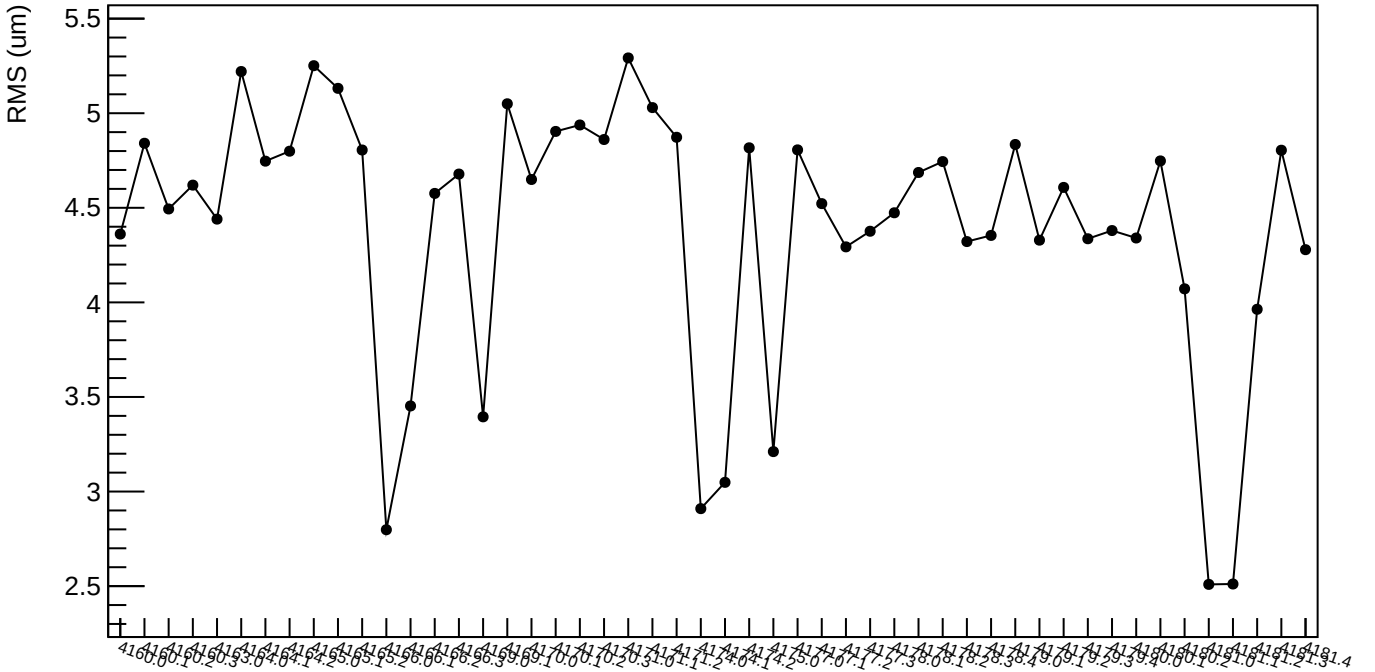

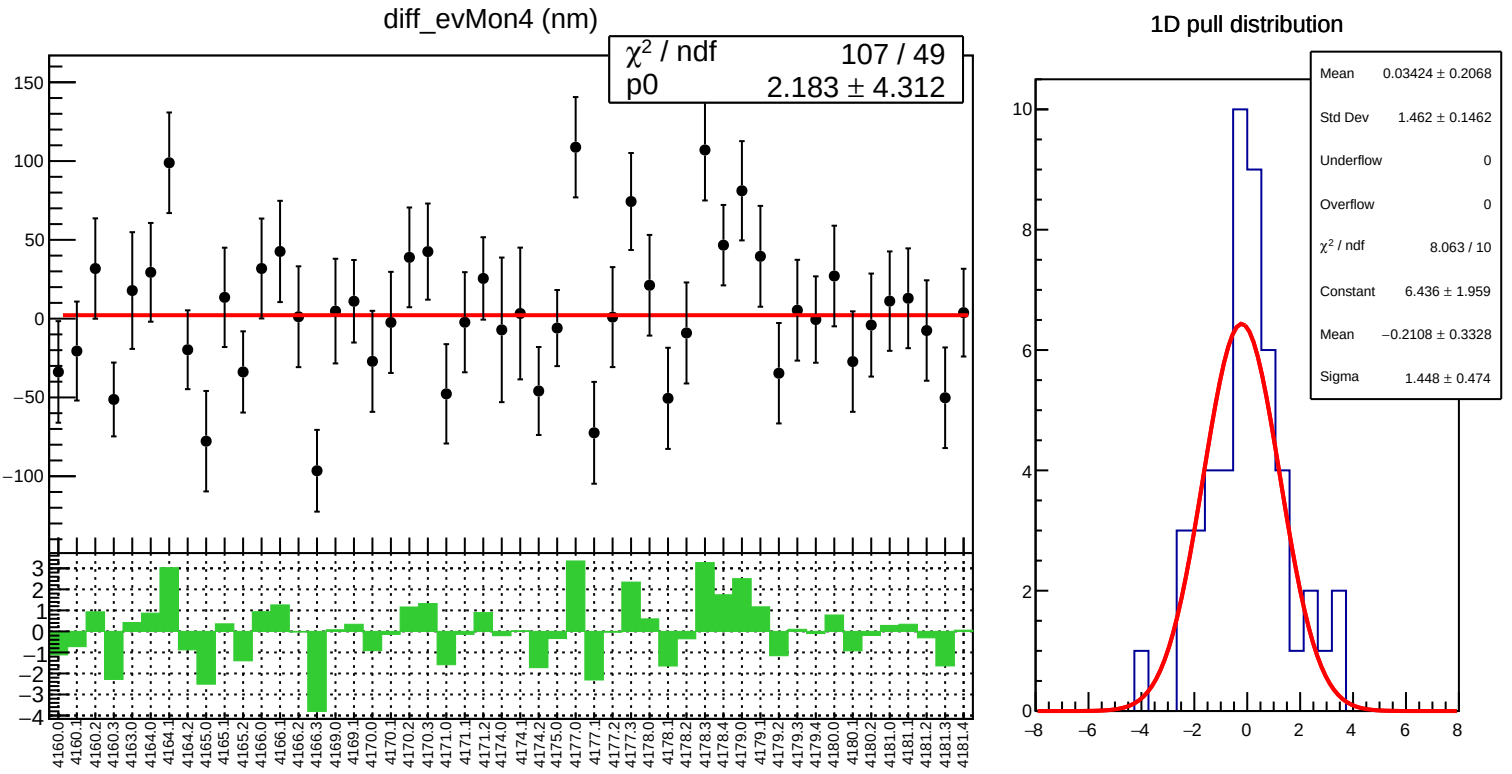
diff_evMon4 (nm)
χ² / ndf 107 / 49
p0 2.183 ± 4.312
1D pull distribution
Mean 0.03424 ± 0.2068
Std Dev 1.462 ± 0.1462
Underflow 0
Overflow 0
χ² / ndf 8.063 / 10
Constant 6.436 ± 1.959
Mean −0.2108 ± 0.3328
Sigma 1.448 ± 0.474

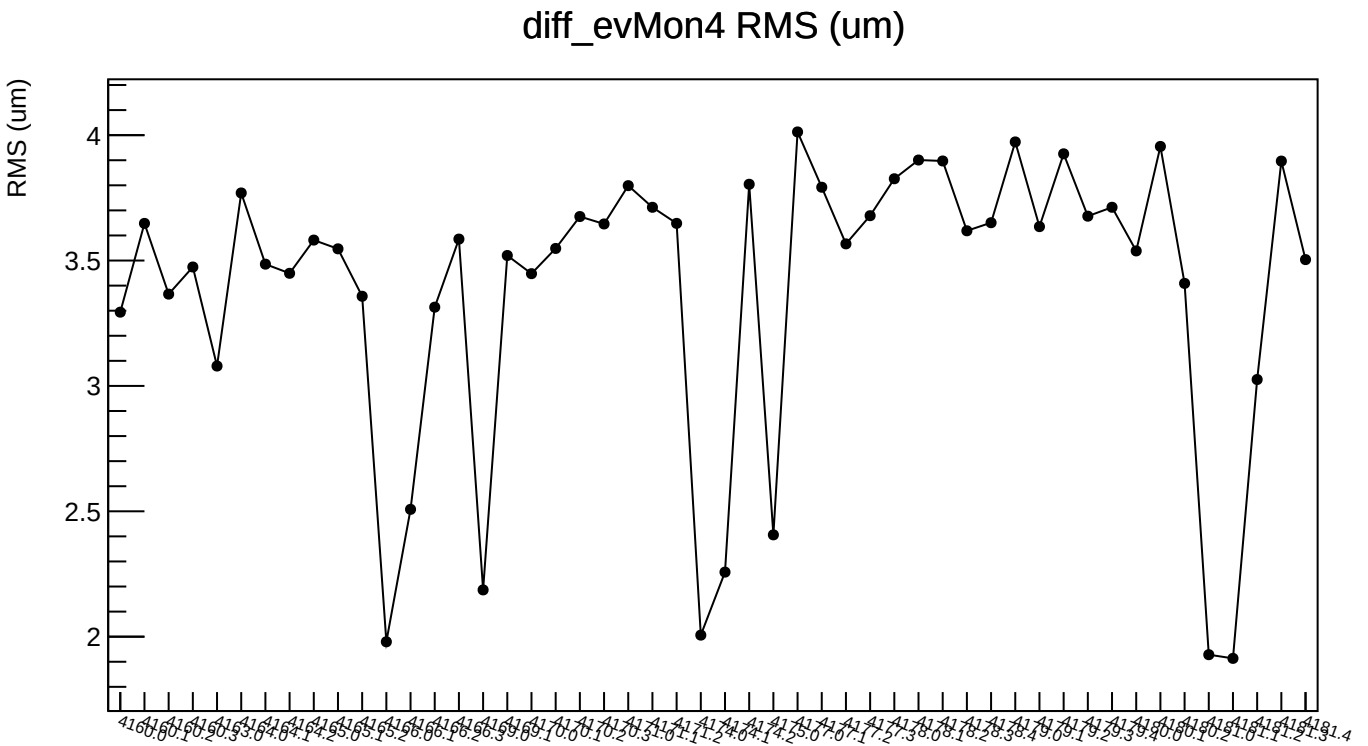
diff_evMon4 RMS (um)
RMS (um)
4
3.5
3
2.5
2

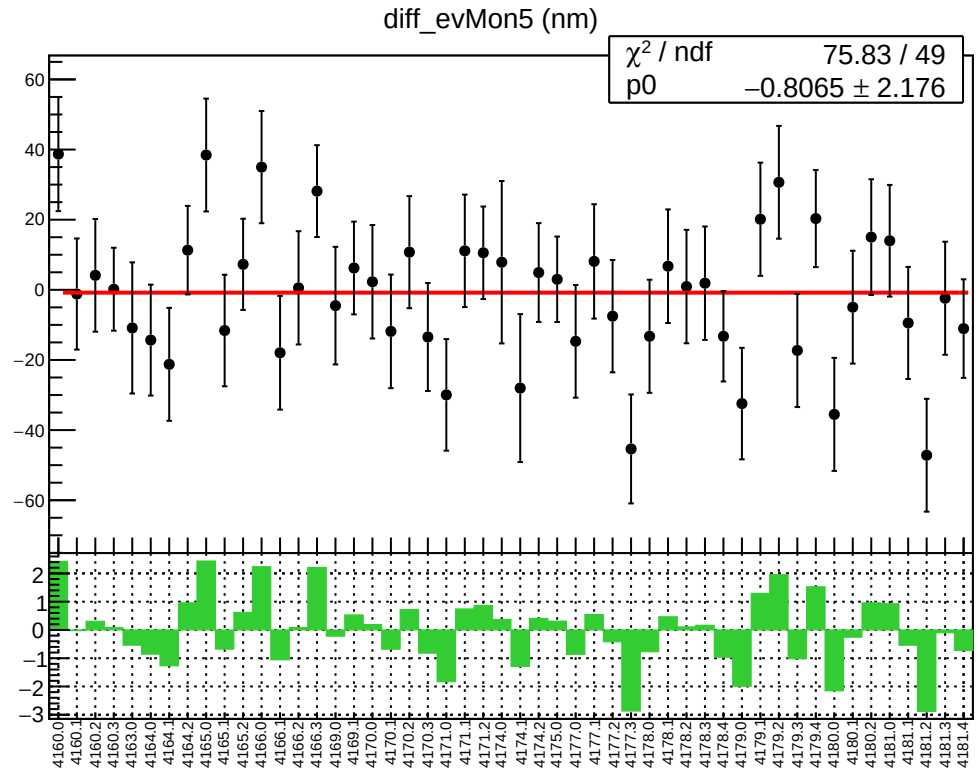
diff_evMon5 (nm)
χ² / ndf 75.83 / 49
p0 −0.8065 ± 2.176

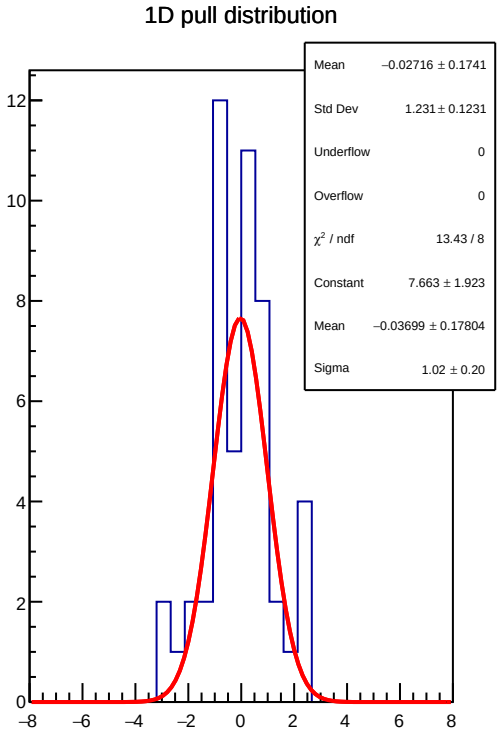
1D pull distribution
Mean −0.02716 ± 0.1741
Std Dev 1.231 ± 0.1231
Underflow 0
Overflow 0
χ² / ndf 13.43 / 8
Constant 7.663 ± 1.923
Mean −0.03699 ± 0.17804
Sigma 1.02 ± 0.20

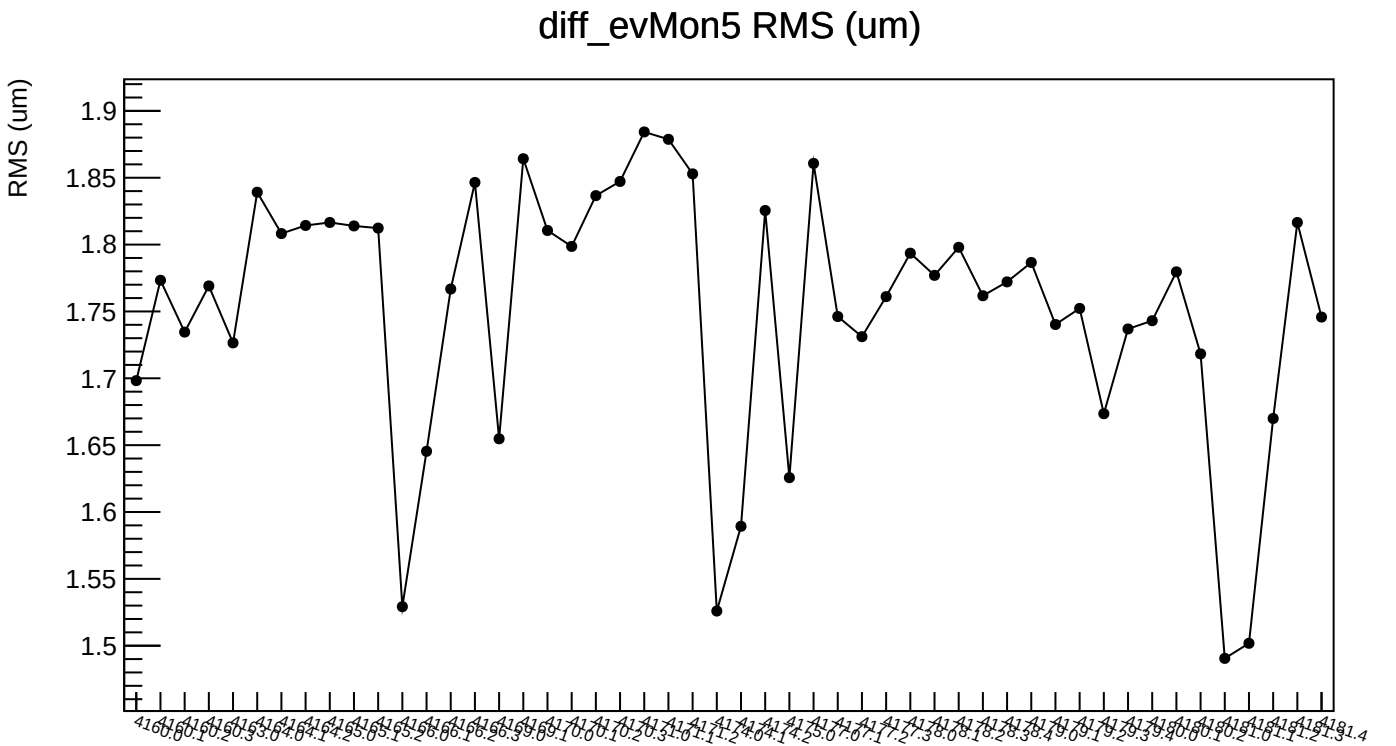
diff_evMon5 RMS (um)
RMS (um)
1.9
1.85
1.8
1.75
1.7
1.65
1.6
1.55
1.5

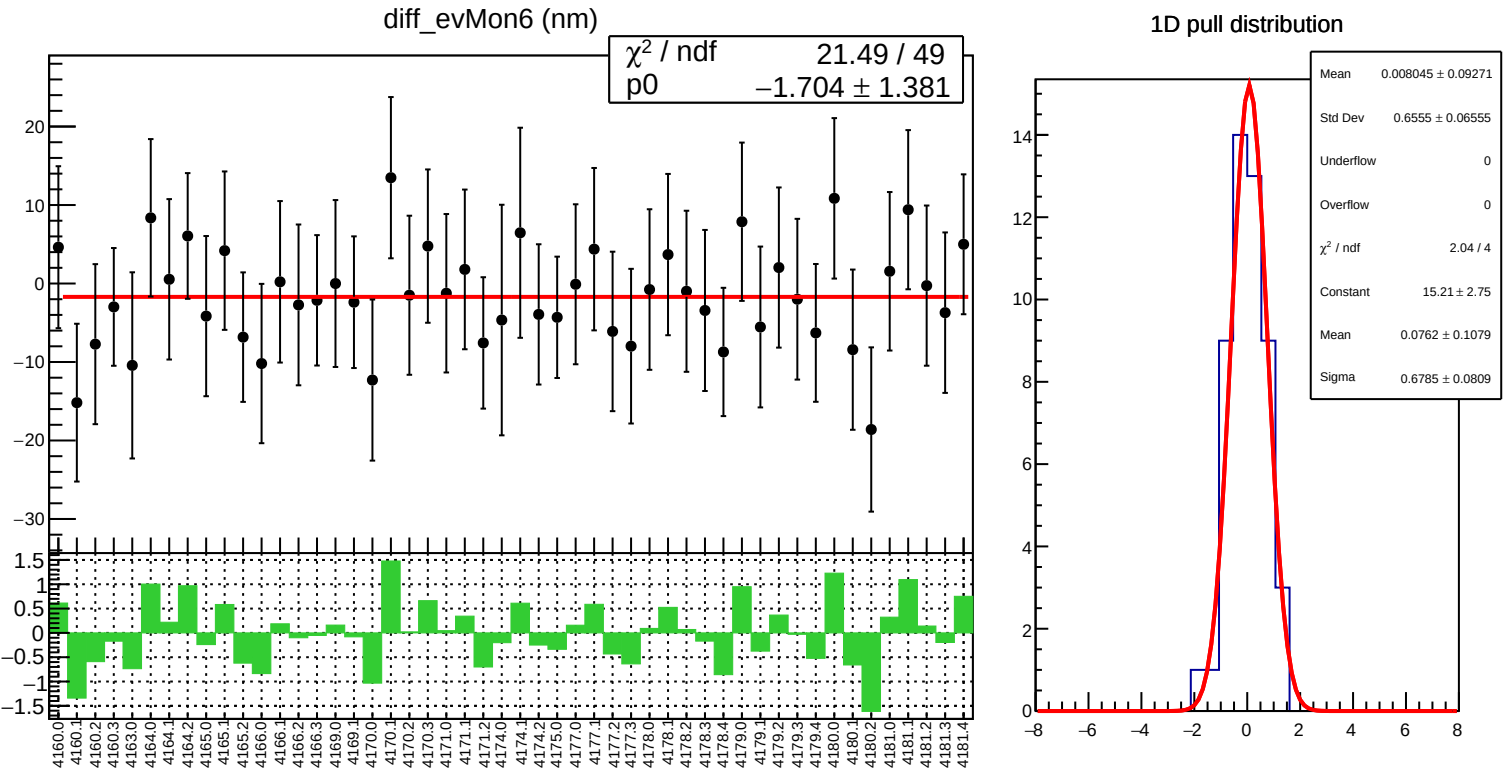
diff_evMon6 (nm)
χ² / ndf 21.49 / 49
p0 −1.704 ± 1.381
1D pull distribution
Mean 0.008045 ± 0.09271
Std Dev 0.6555 ± 0.06555
Underflow 0
Overflow 0
χ² / ndf 2.04 / 4
Constant 15.21 ± 2.75
Mean 0.0762 ± 0.1079
Sigma 0.6785 ± 0.0809

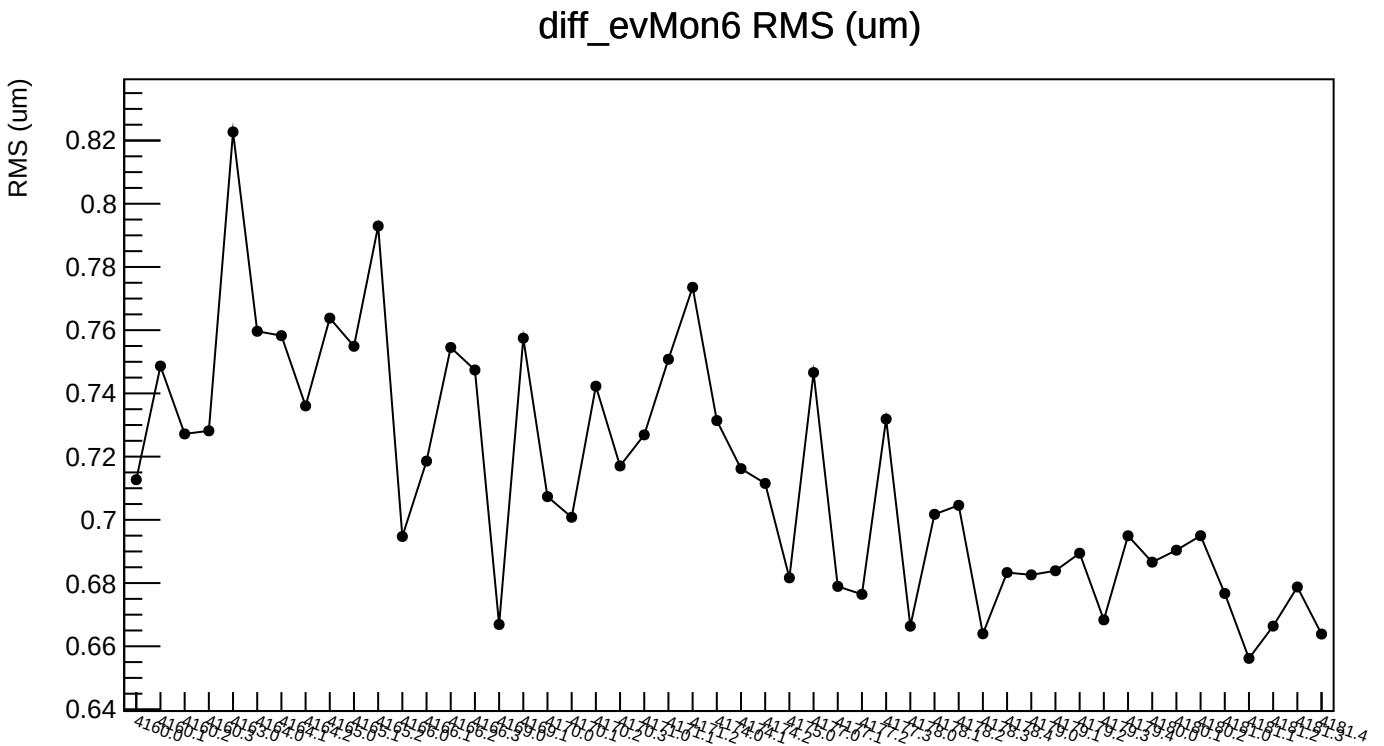
diff_evMon6 RMS (um)
RMS (um)
0.82
0.8
0.78
0.76
0.74
0.72
0.7
0.68
0.66
0.64

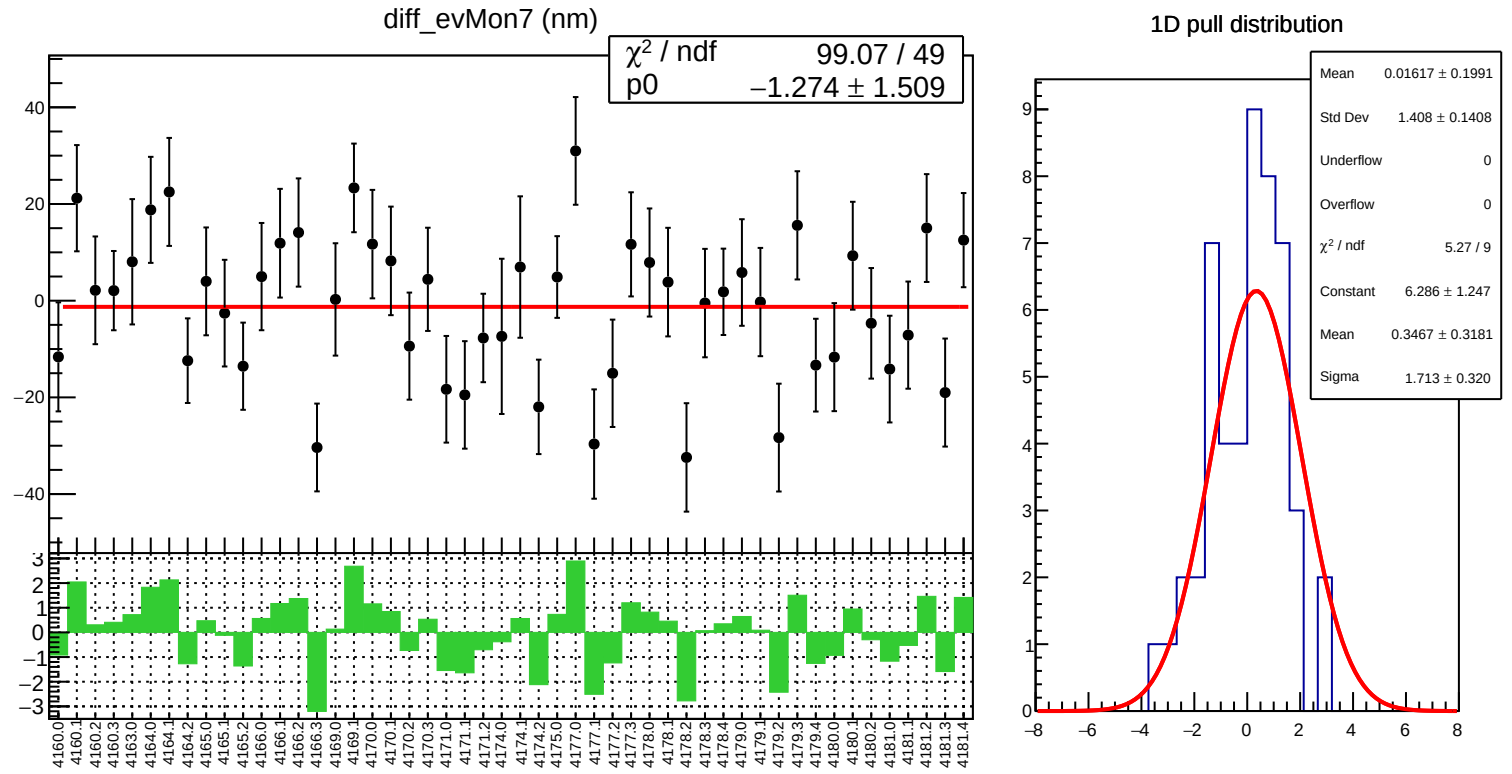
diff_evMon7 (nm)
χ² / ndf 99.07 / 49
p0 −1.274 ± 1.509
1D pull distribution
Mean 0.01617 ± 0.1991
Std Dev 1.408 ± 0.1408
Underflow 0
Overflow 0
χ² / ndf 5.27 / 9
Constant 6.286 ± 1.247
Mean 0.3467 ± 0.3181
Sigma 1.713 ± 0.320

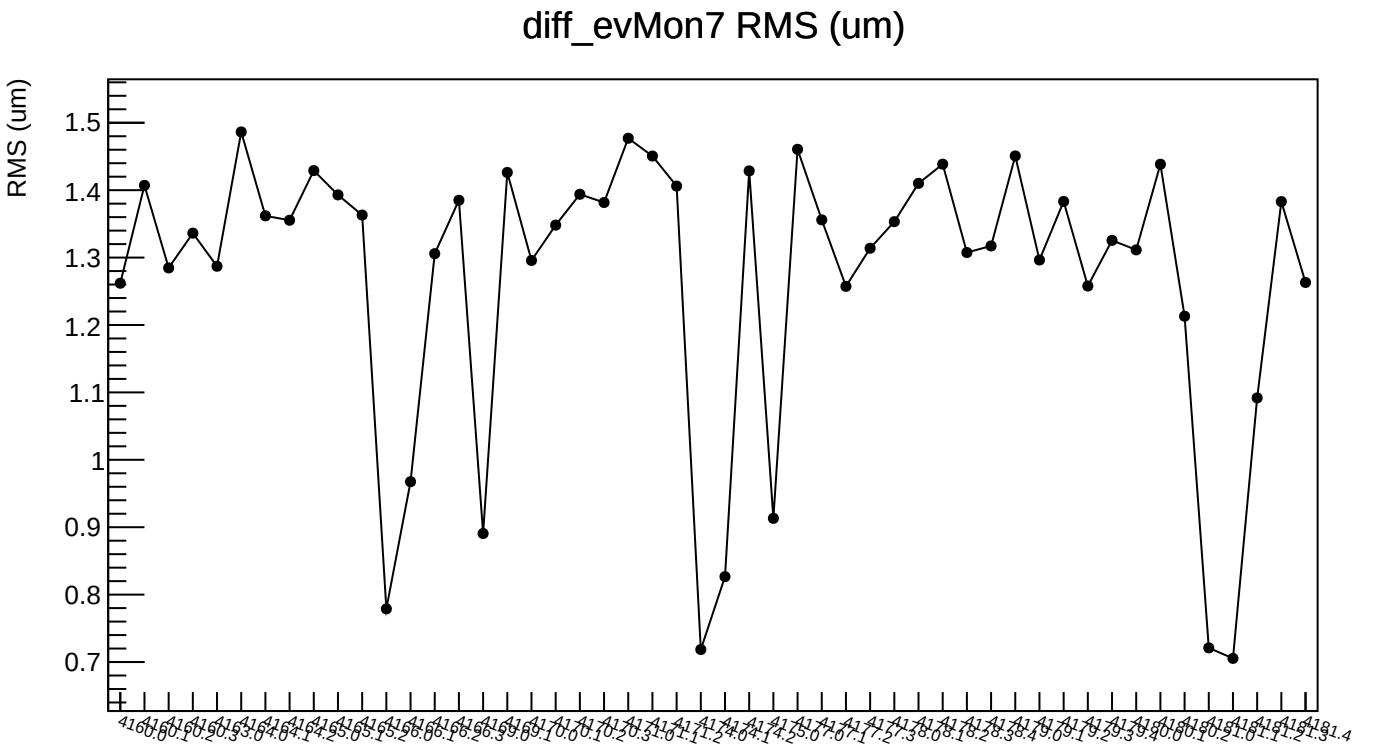
diff_evMon7 RMS (um)
RMS (um)
1.5
1.4
1.3
1.2
1.1
1
0.9
0.8
0.7

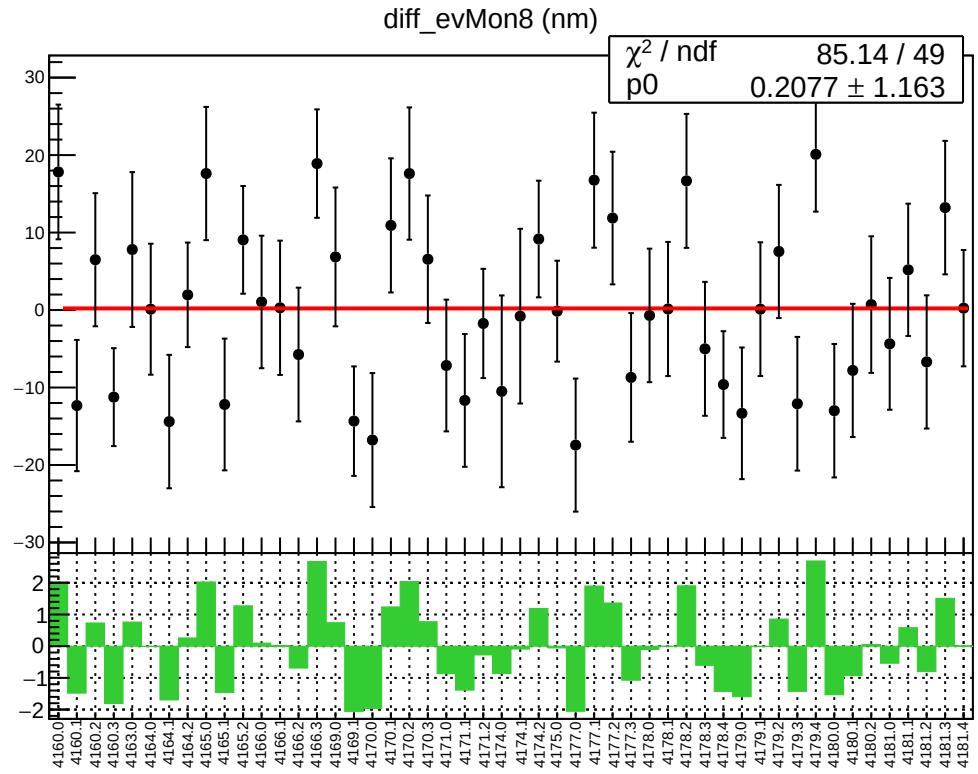
diff_evMon8 (nm)
χ² / ndf 85.14 / 49
p0 0.2077 ± 1.163

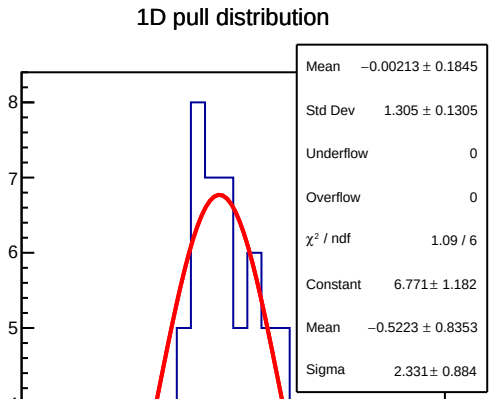
1D pull distribution
Mean −0.00213 ± 0.1845
Std Dev 1.305 ± 0.1305
Underflow 0
Overflow 0
χ² / ndf 1.09 / 6
Constant 6.771 ± 1.182
Mean −0.5223 ± 0.8353
Sigma 2.331 ± 0.884

diff_evMon8 RMS (um)

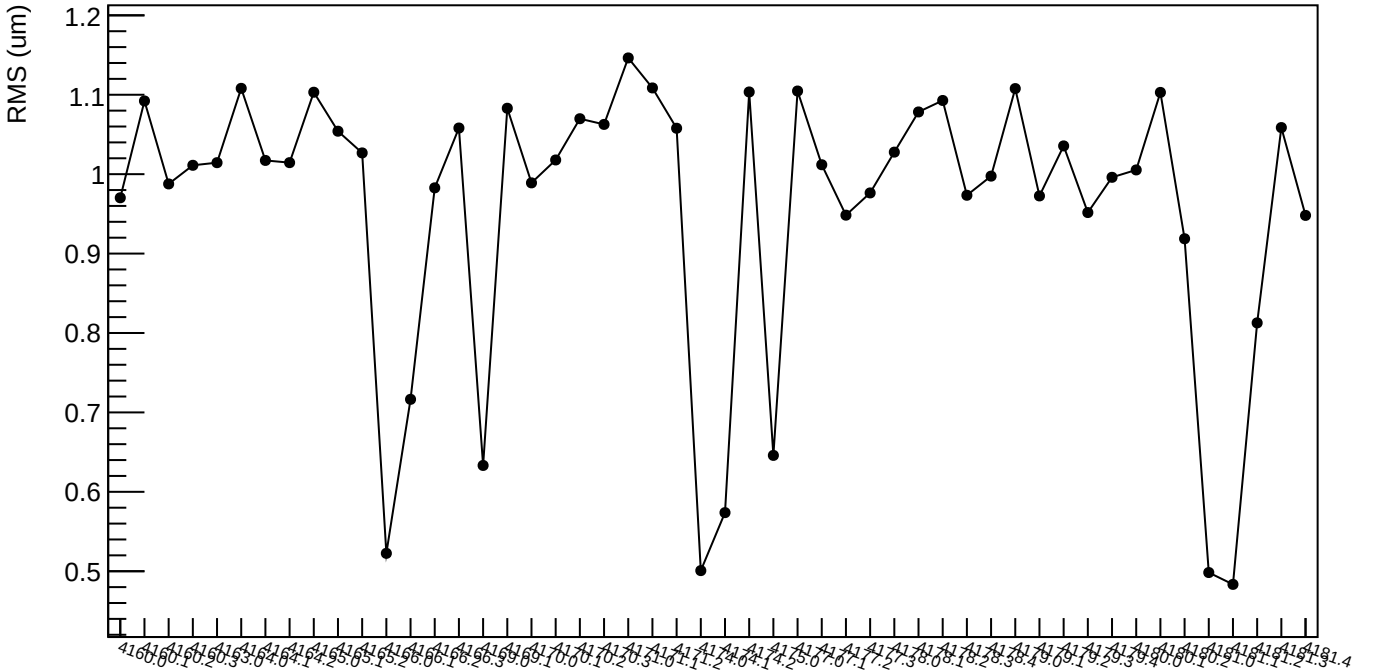

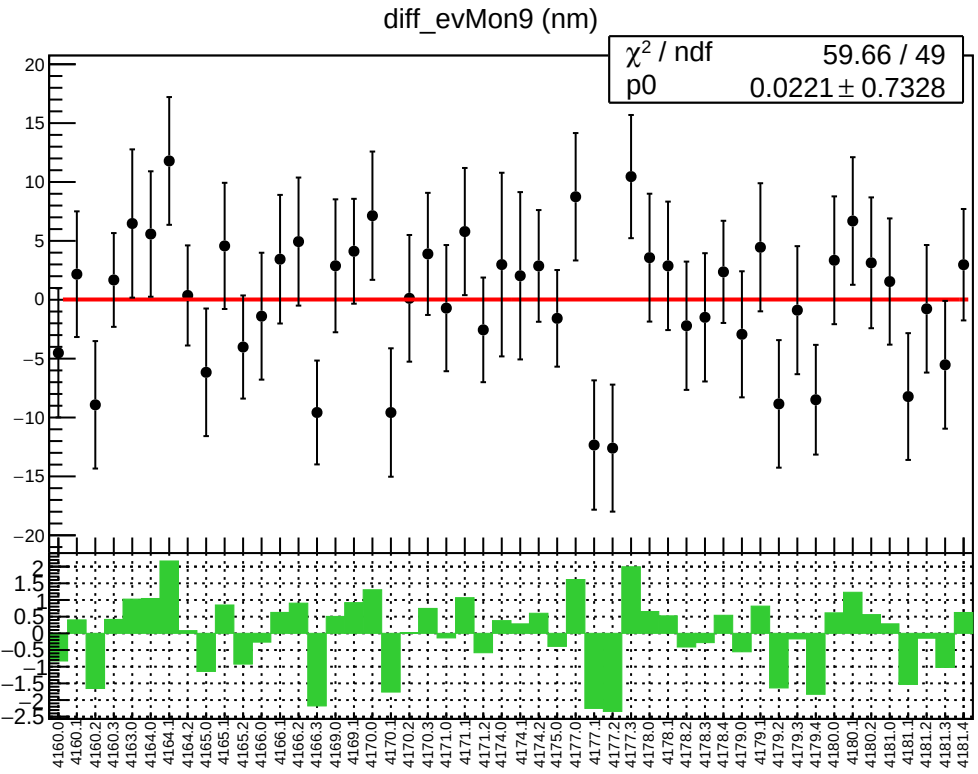
diff_evMon9 (nm)
χ² / ndf 59.66 / 49
p0 0.0221 ± 0.7328

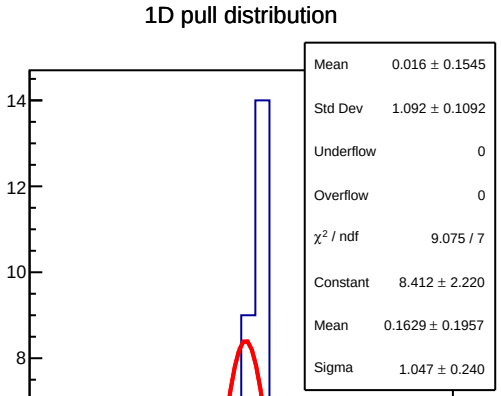
1D pull distribution
Mean 0.016 ± 0.1545
Std Dev 1.092 ± 0.1092
Underflow 0
Overflow 0
χ² / ndf 9.075 / 7
Constant 8.412 ± 2.220
Mean 0.1629 ± 0.1957
Sigma 1.047 ± 0.240

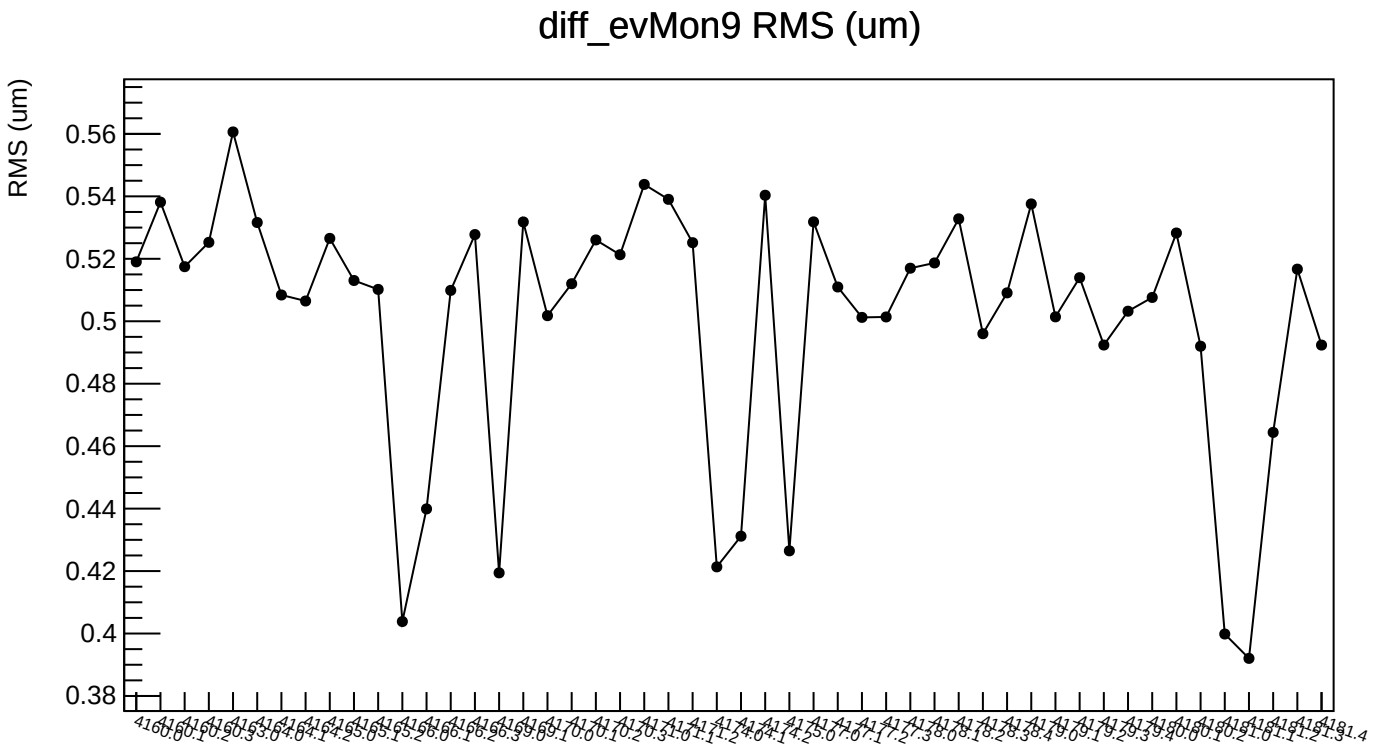
diff_evMon9 RMS (um)
RMS (um)
0.56
0.54
0.52
0.5
0.48
0.46
0.44
0.42
0.4
0.38

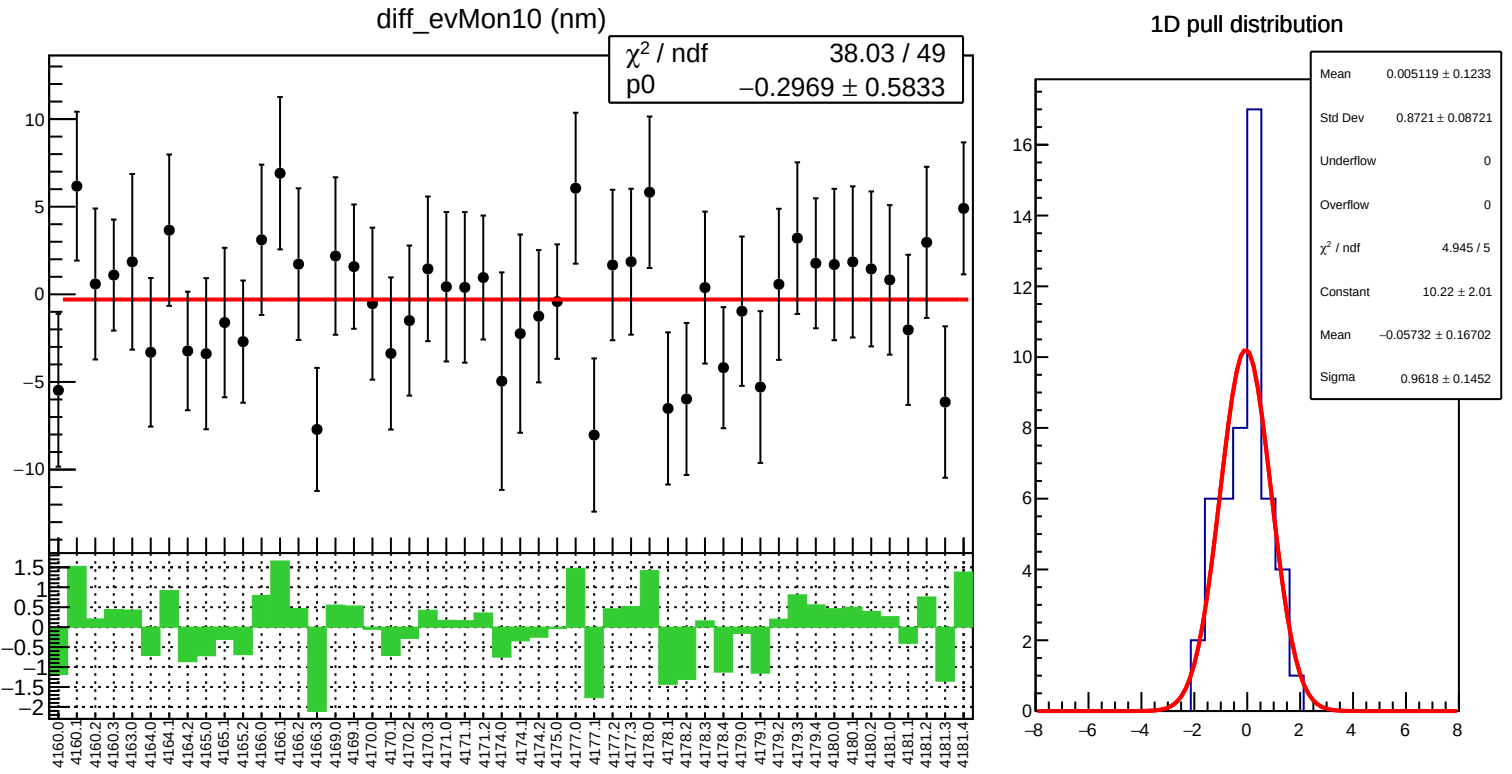
diff_evMon10 (nm)
χ^2 / ndf 38.03 / 49
p0 −0.2969 ± 0.5833
1D pull distribution
Mean 0.005119 ± 0.1233
Std Dev 0.8721 ± 0.08721
Underflow 0
Overflow 0
χ^2 / ndf 4.945 / 5
Constant 10.22 ± 2.01
Mean −0.05732 ± 0.16702
Sigma 0.9618 ± 0.1452

diff_evMon10 RMS (um)

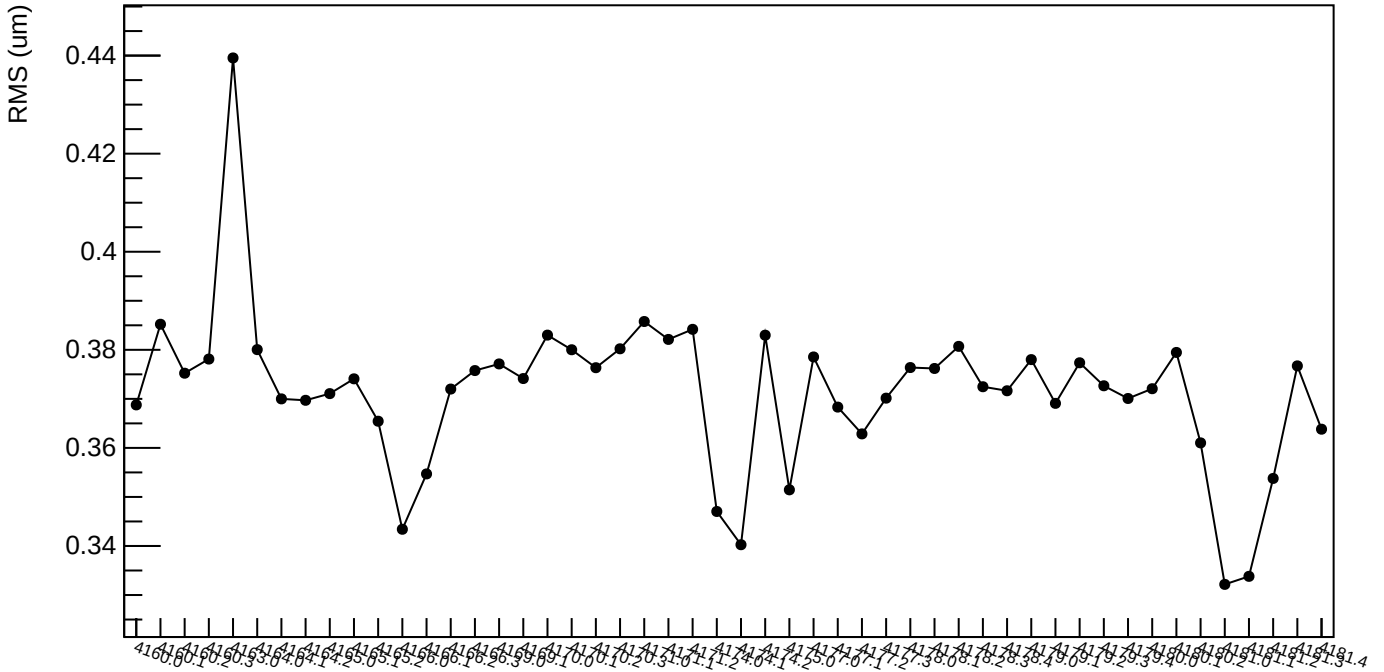

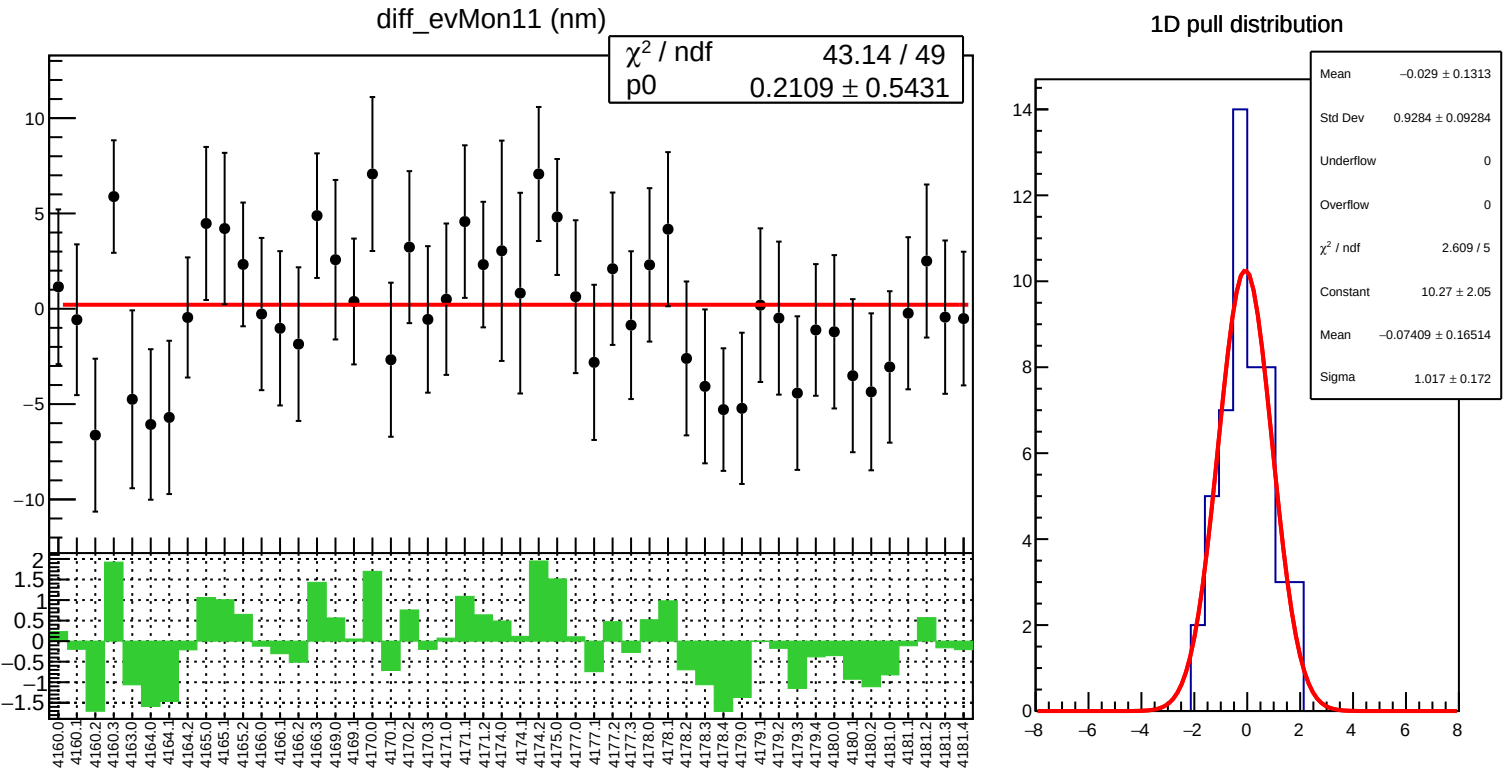
diff_evMon11 (nm)
χ² / ndf 43.14 / 49
p0 0.2109 ± 0.5431
1D pull distribution
Mean −0.029 ± 0.1313
Std Dev 0.9284 ± 0.09284
Underflow 0
Overflow 0
χ² / ndf 2.609 / 5
Constant 10.27 ± 2.05
Mean −0.07409 ± 0.16514
Sigma 1.017 ± 0.172

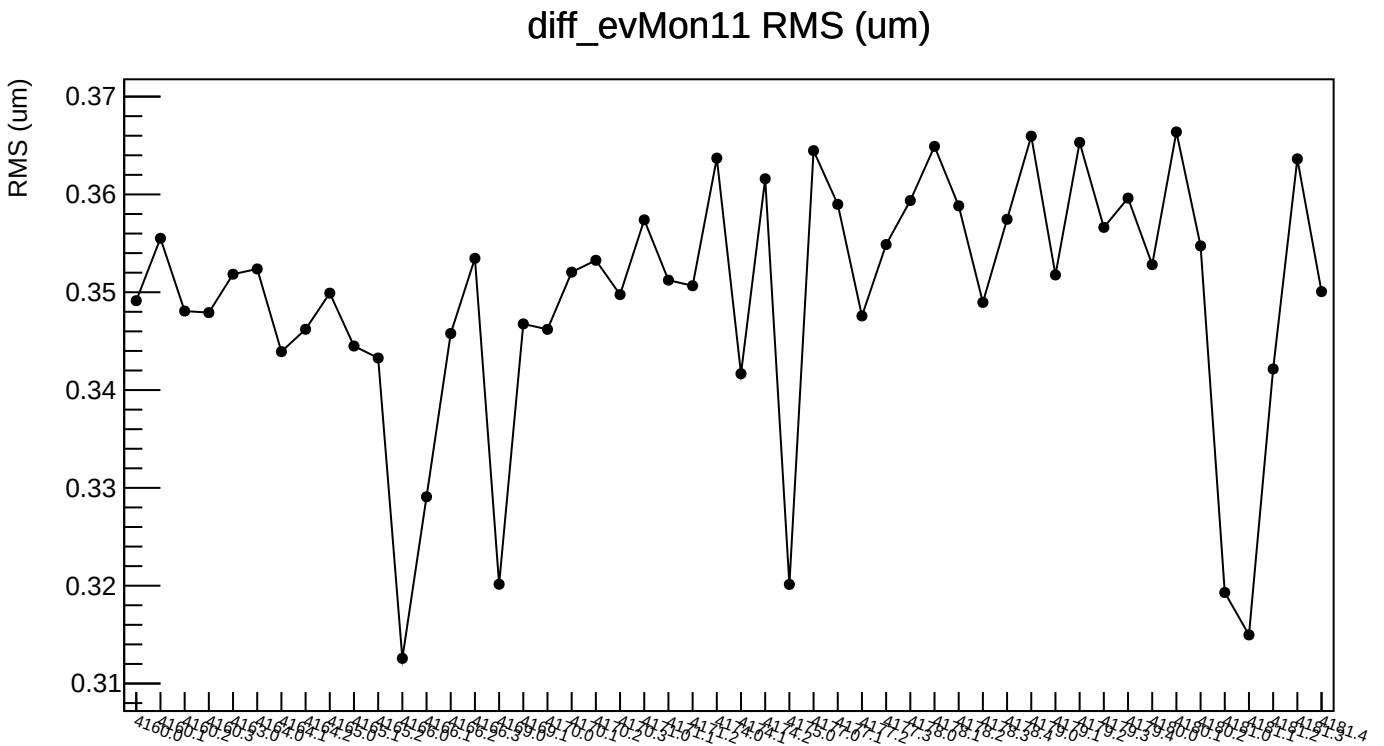
diff_evMon11 RMS (um)
RMS (um)
0.37
0.36
0.35
0.34
0.33
0.32
0.31

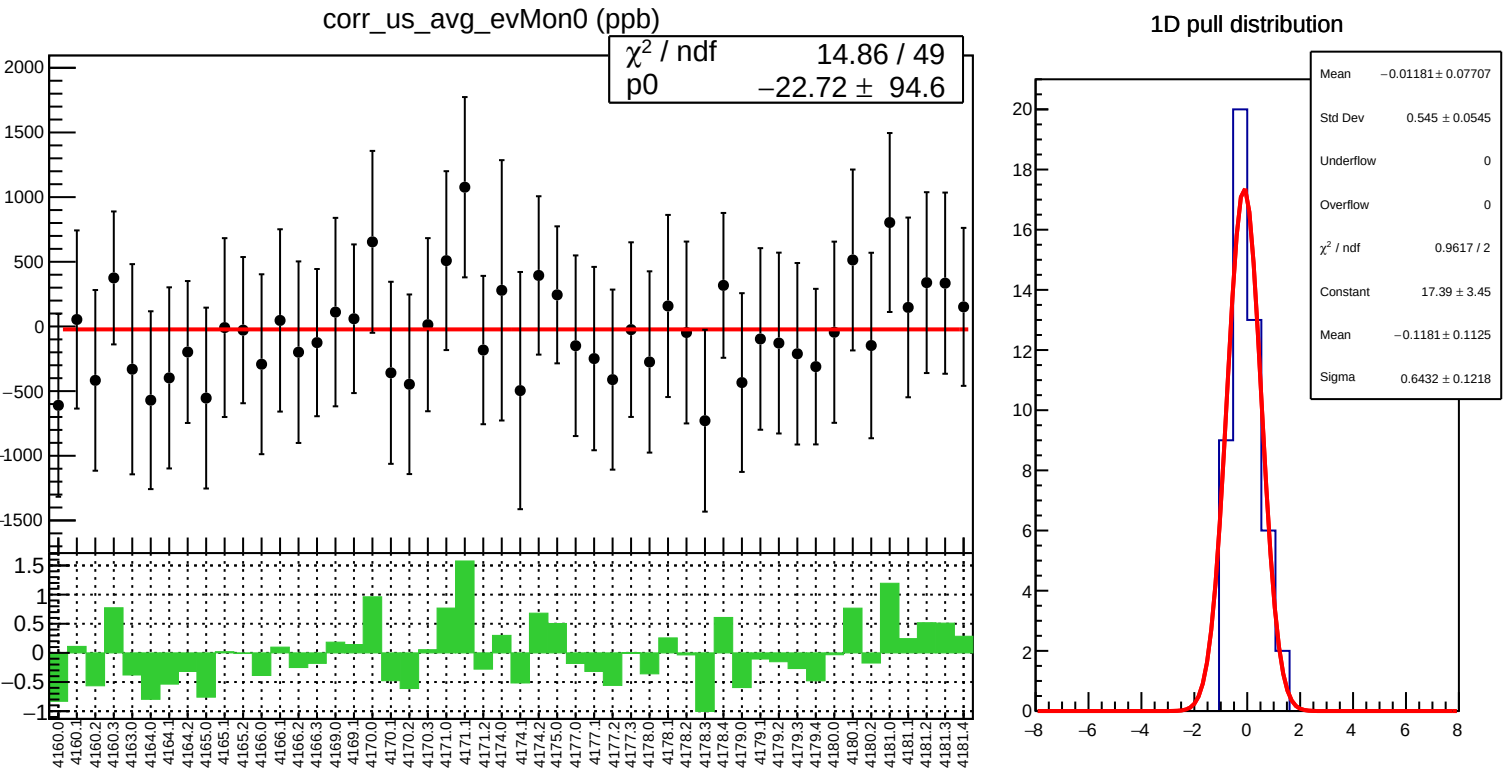
corr_us_avg_evMon0 (ppb)
χ² / ndf 14.86 / 49
p0 −22.72 ± 94.6
1D pull distribution
Mean −0.01181 ± 0.07707
Std Dev 0.545 ± 0.0545
Underflow 0
Overflow 0
χ² / ndf 0.9617 / 2
Constant 17.39 ± 3.45
Mean −0.1181 ± 0.1125
Sigma 0.6432 ± 0.1218

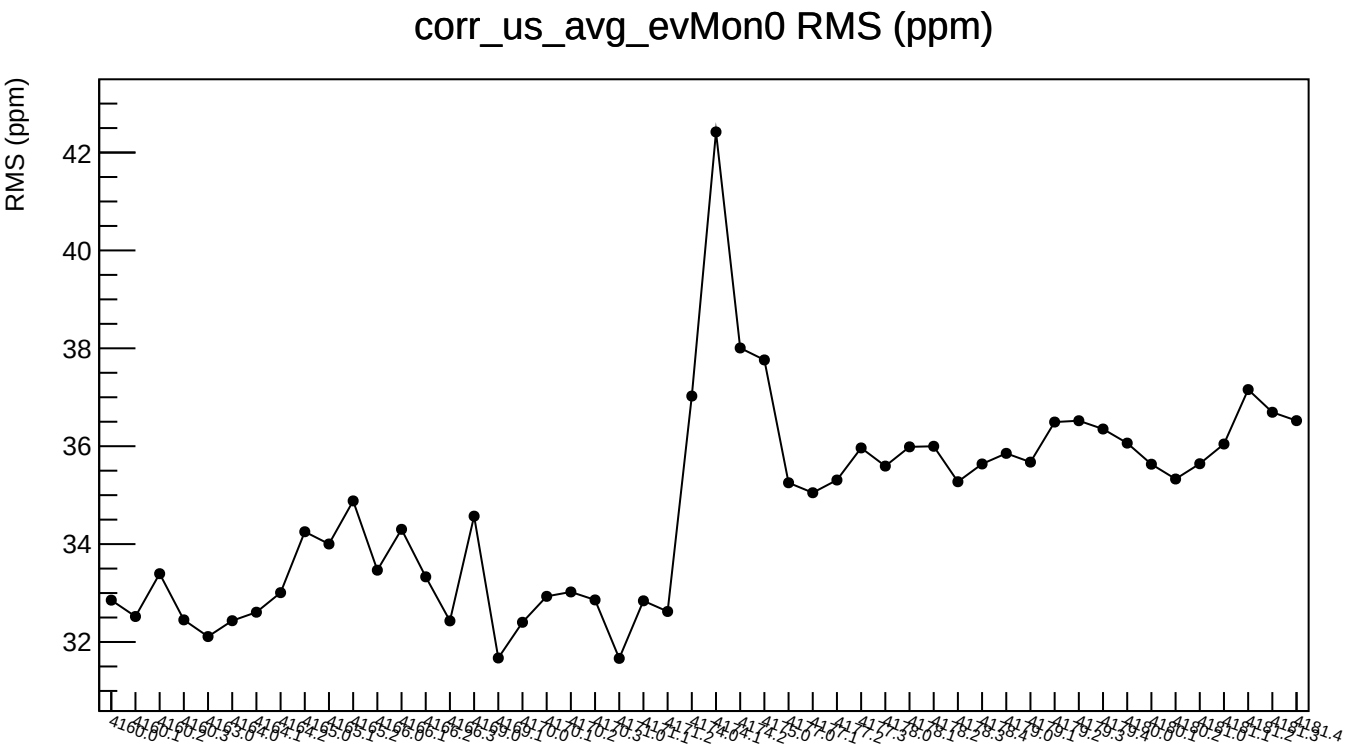
corr_us_avg_evMon0 RMS (ppm)
RMS (ppm)
42
40
38
36
34
32

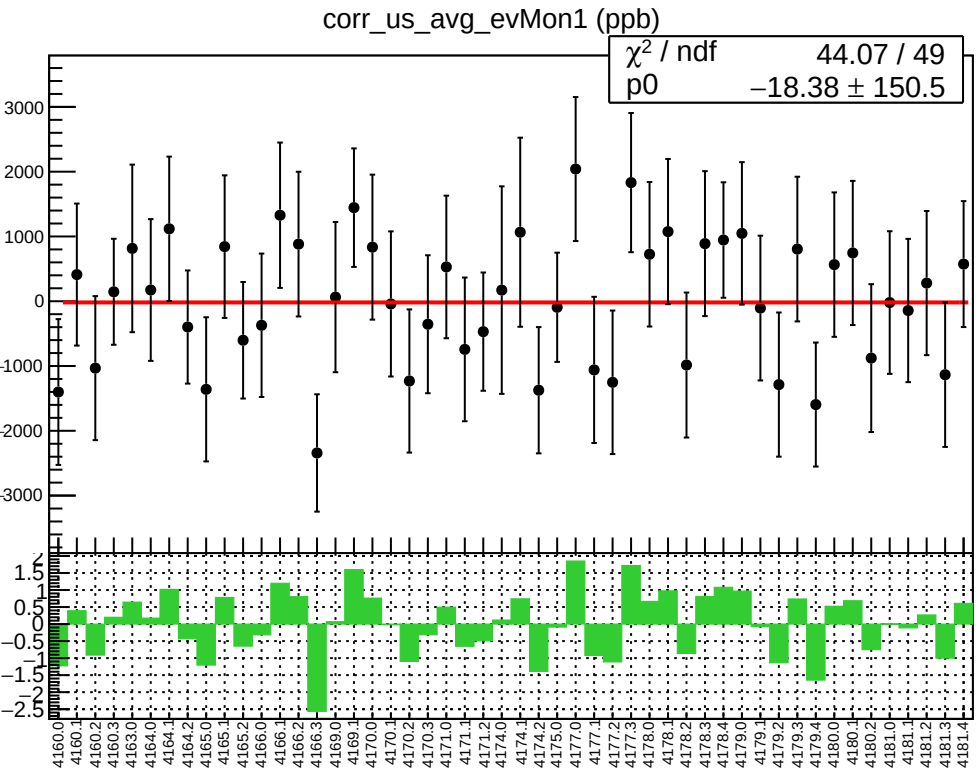
corr_us_avg_evMon1 (ppb)
χ² / ndf 44.07 / 49
p0 −18.38 ± 150.5
3000
2000
1000
0
-1000
-2000
-3000
1.5
1
0.5
0
−0.5
−1
−1.5
−2
−2.5
4160.0
4160.1
4160.2
4160.3
4163.0
4164.0
4164.1
4164.2
4165.0
4165.1
4165.2
4166.0
4166.1
4166.2
4166.3
4169.0
4169.1
4170.0
4170.1
4170.2
4170.3
4171.0
4171.1
4171.2
4174.0
4174.1
4174.2
4175.0
4177.0
4177.1
4177.2
4177.3
4178.0
4178.1
4178.2
4178.3
4178.4
4179.0
4179.1
4179.2
4179.3
4179.4
4180.0
4180.1
4180.2
4181.0
4181.1
4181.2
4181.3
4181.4

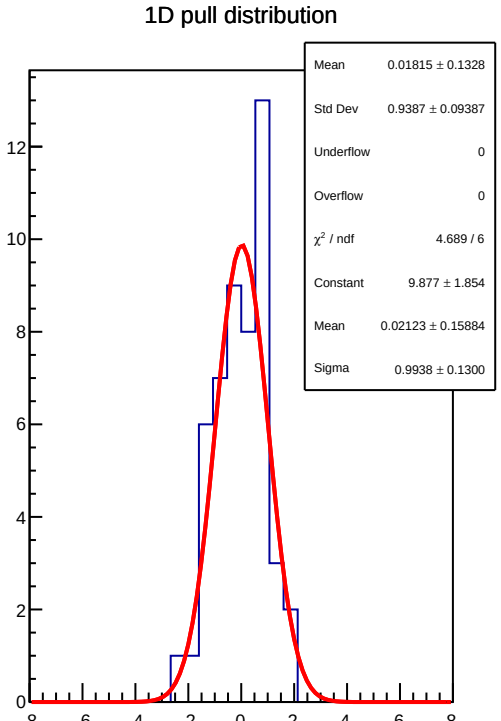
1D pull distribution
Mean 0.01815 ± 0.1328
Std Dev 0.9387 ± 0.09387
Underflow 0
Overflow 0
χ² / ndf 4.689 / 6
Constant 9.877 ± 1.854
Mean 0.02123 ± 0.15884
Sigma 0.9938 ± 0.1300
12
10
8
6
4
2
0
−8
−6
−4
−2
0
2
4
6
8

corr_us_avg_evMon1 RMS (ppm)

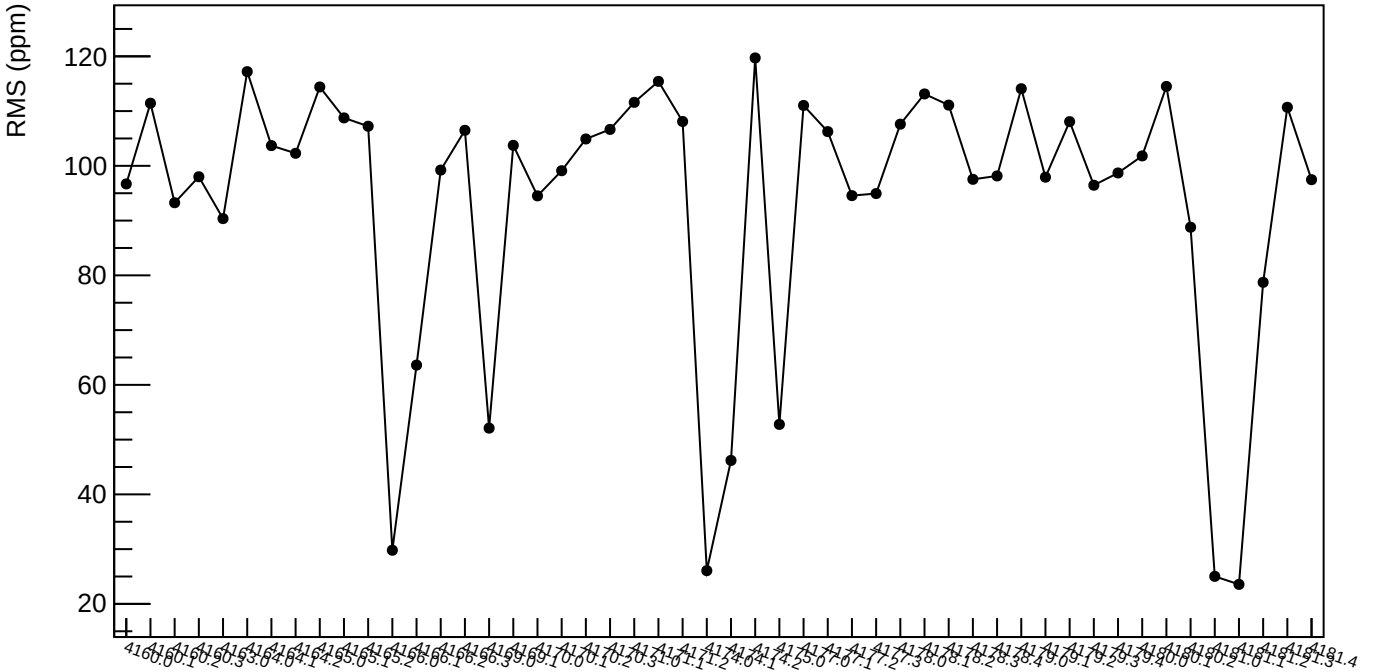

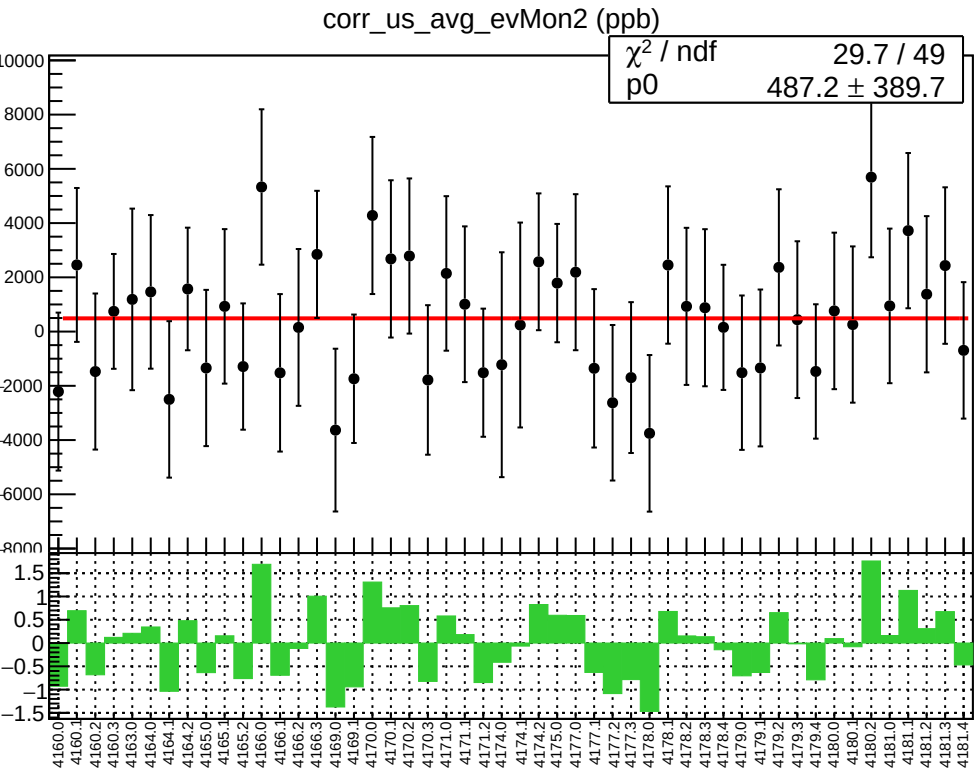
corr_us_avg_evMon2 (ppb)
χ^2 / ndf 29.7 / 49
p0 487.2 ± 389.7

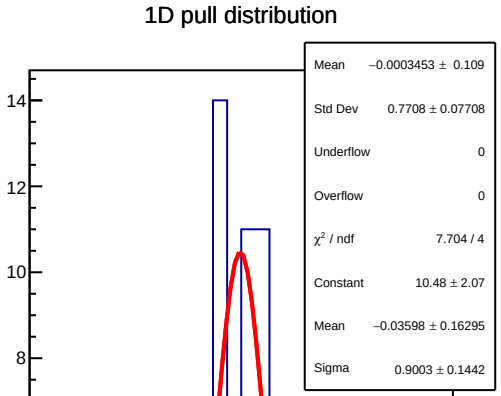
1D pull distribution
Mean −0.0003453 ± 0.109
Std Dev 0.7708 ± 0.07708
Underflow 0
Overflow 0
χ^2 / ndf 7.704 / 4
Constant 10.48 ± 2.07
Mean −0.03598 ± 0.16295
Sigma 0.9003 ± 0.1442

corr_us_avg_evMon2 RMS (ppm)

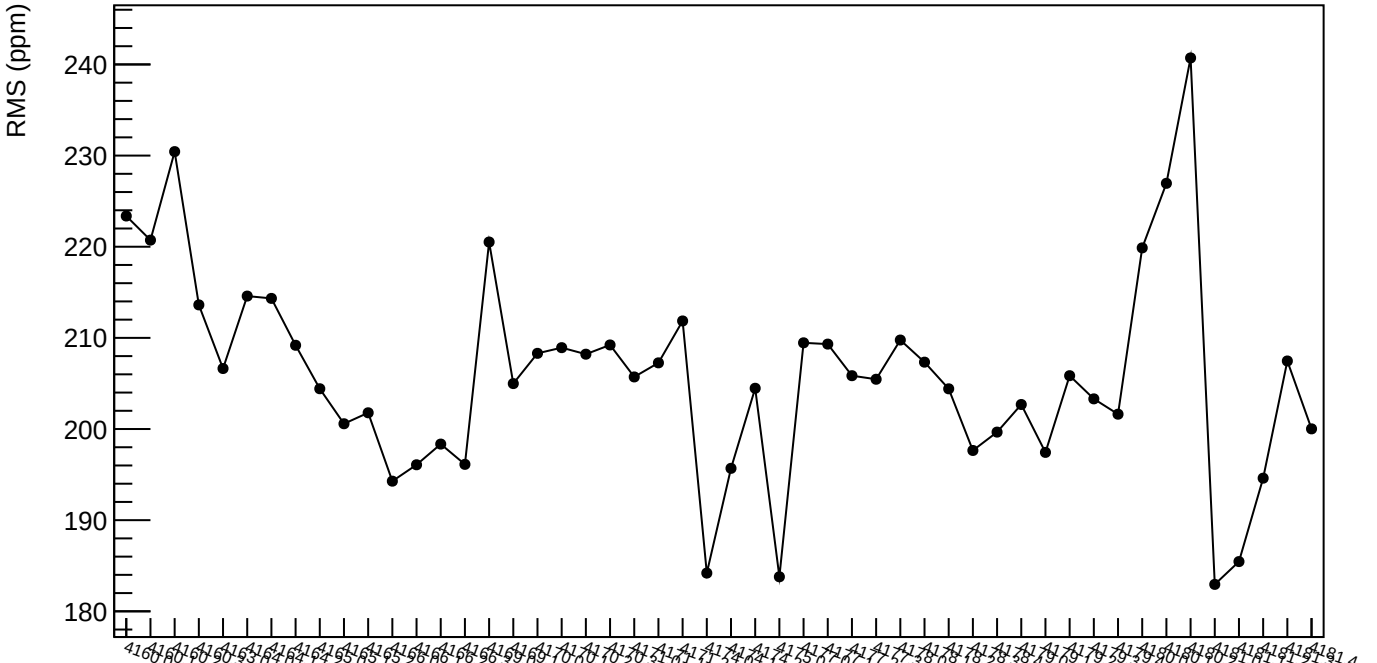

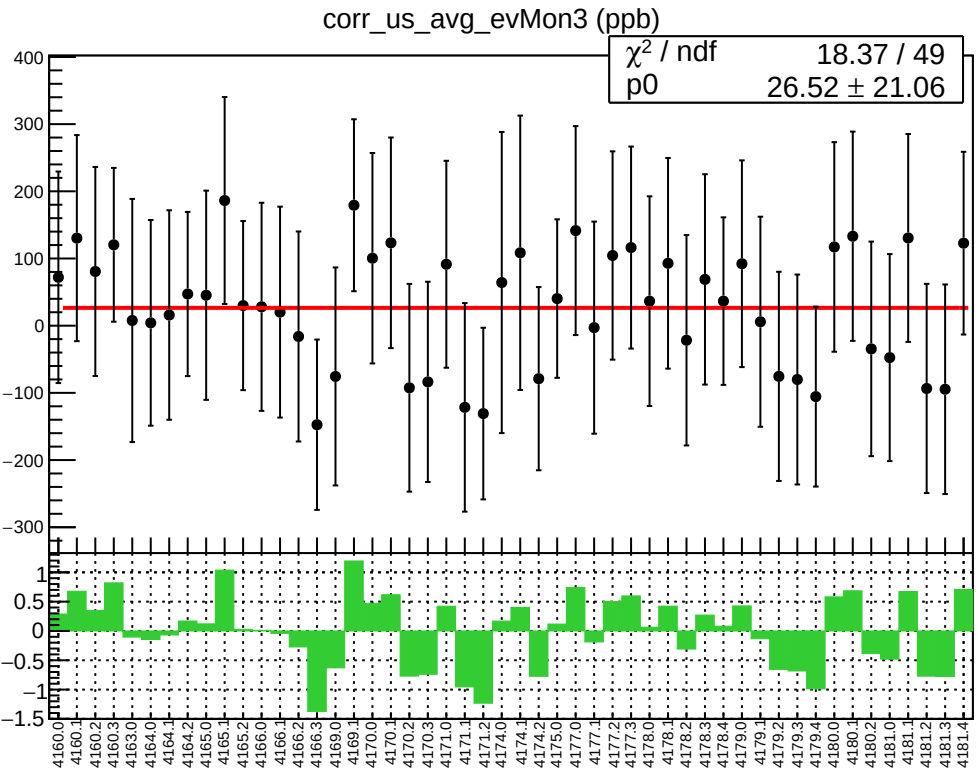
corr_us_avg_evMon3 (ppb)
χ² / ndf 18.37 / 49
p0 26.52 ± 21.06
400
300
200
100
0
−100
−200
−300
1
0.5
0
−0.5
−1
−1.5
4160.0
4160.1
4160.2
4160.3
4163.0
4164.0
4164.1
4164.2
4165.0
4165.1
4165.2
4166.0
4166.1
4166.2
4166.3
4169.0
4169.1
4170.0
4170.1
4170.2
4170.3
4171.0
4171.1
4171.2
4174.0
4174.1
4174.2
4175.0
4177.0
4177.1
4177.2
4177.3
4178.0
4178.1
4178.2
4178.3
4178.4
4179.0
4179.1
4179.2
4179.3
4179.4
4180.0
4180.1
4180.2
4181.0
4181.1
4181.2
4181.3
4181.4

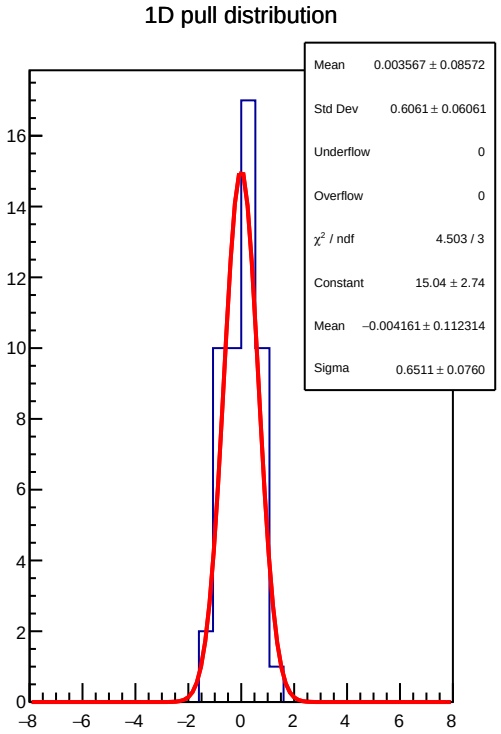
1D pull distribution
Mean 0.003567 ± 0.08572
Std Dev 0.6061 ± 0.06061
Underflow 0
Overflow 0
χ² / ndf 4.503 / 3
Constant 15.04 ± 2.74
Mean −0.004161 ± 0.112314
Sigma 0.6511 ± 0.0760
16
14
12
10
8
6
4
2
0
−8
−6
−4
−2
0
2
4
6
8

corr_us_avg_evMon3 RMS (ppm)

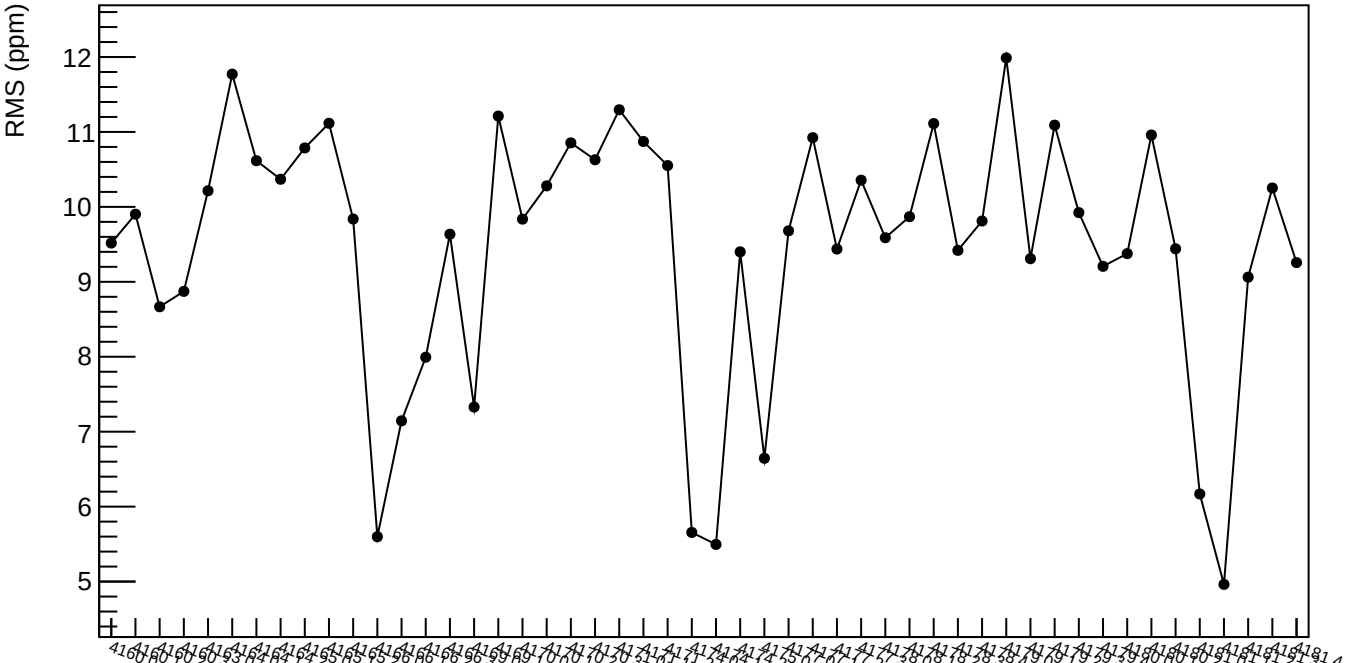

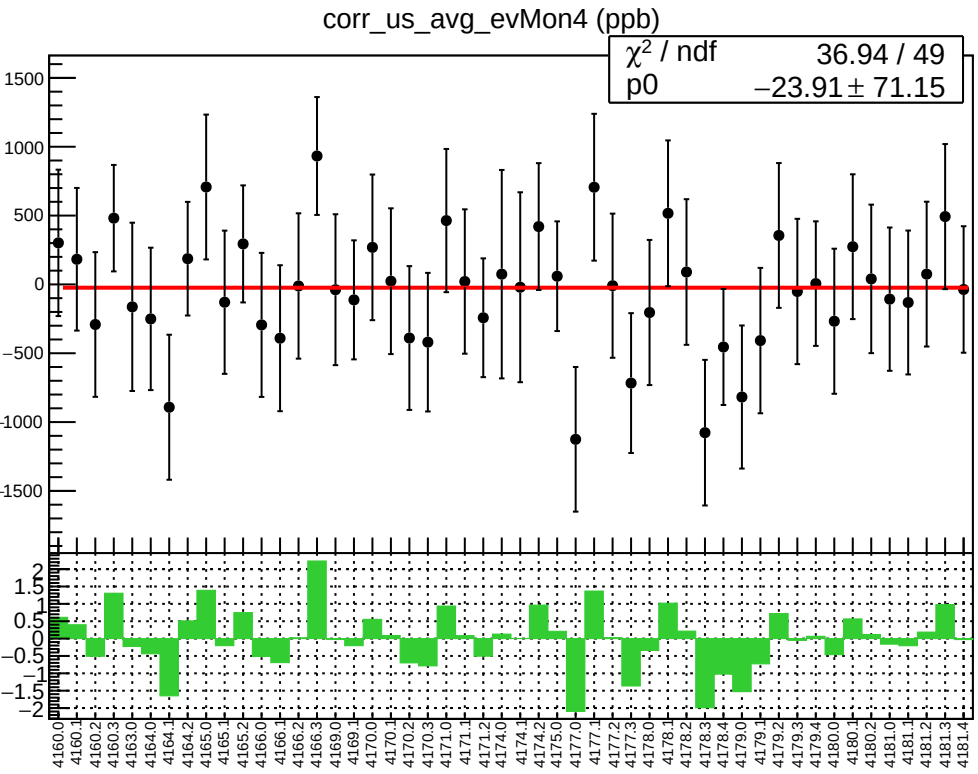
corr_us_avg_evMon4 (ppb)
χ² / ndf 36.94 / 49
p0 −23.91 ± 71.15
1500
1000
500
0
−500
−1000
−1500
2
1.5
1
0.5
0
−0.5
−1
−1.5
−2
4160.0
4160.1
4160.2
4160.3
4163.0
4164.0
4164.1
4164.2
4165.0
4165.1
4165.2
4166.0
4166.1
4166.2
4166.3
4169.0
4169.1
4170.0
4170.1
4170.2
4170.3
4171.0
4171.1
4171.2
4174.0
4174.1
4174.2
4175.0
4177.0
4177.1
4177.2
4177.3
4178.0
4178.1
4178.2
4178.3
4178.4
4179.0
4179.1
4179.2
4179.3
4179.4
4180.0
4180.1
4180.2
4181.0
4181.1
4181.2
4181.3
4181.4

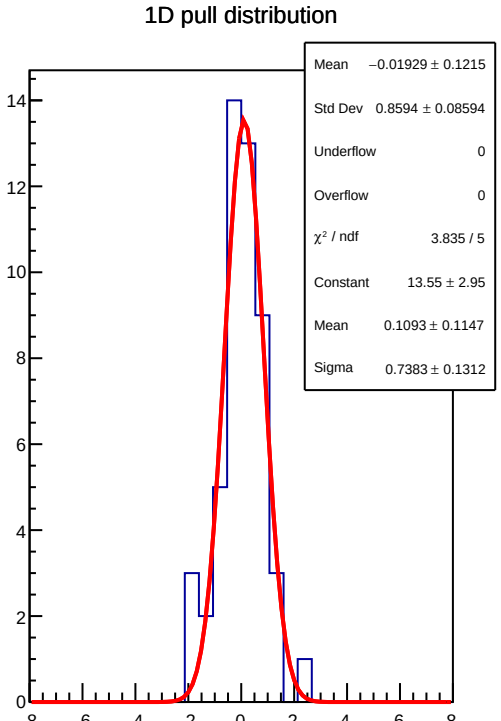
1D pull distribution
Mean −0.01929 ± 0.1215
Std Dev 0.8594 ± 0.08594
Underflow 0
Overflow 0
χ² / ndf 3.835 / 5
Constant 13.55 ± 2.95
Mean 0.1093 ± 0.1147
Sigma 0.7383 ± 0.1312
14
12
10
8
6
4
2
0
−8
−6
−4
−2
0
2
4
6
8

corr_us_avg_evMon4 RMS (ppm)

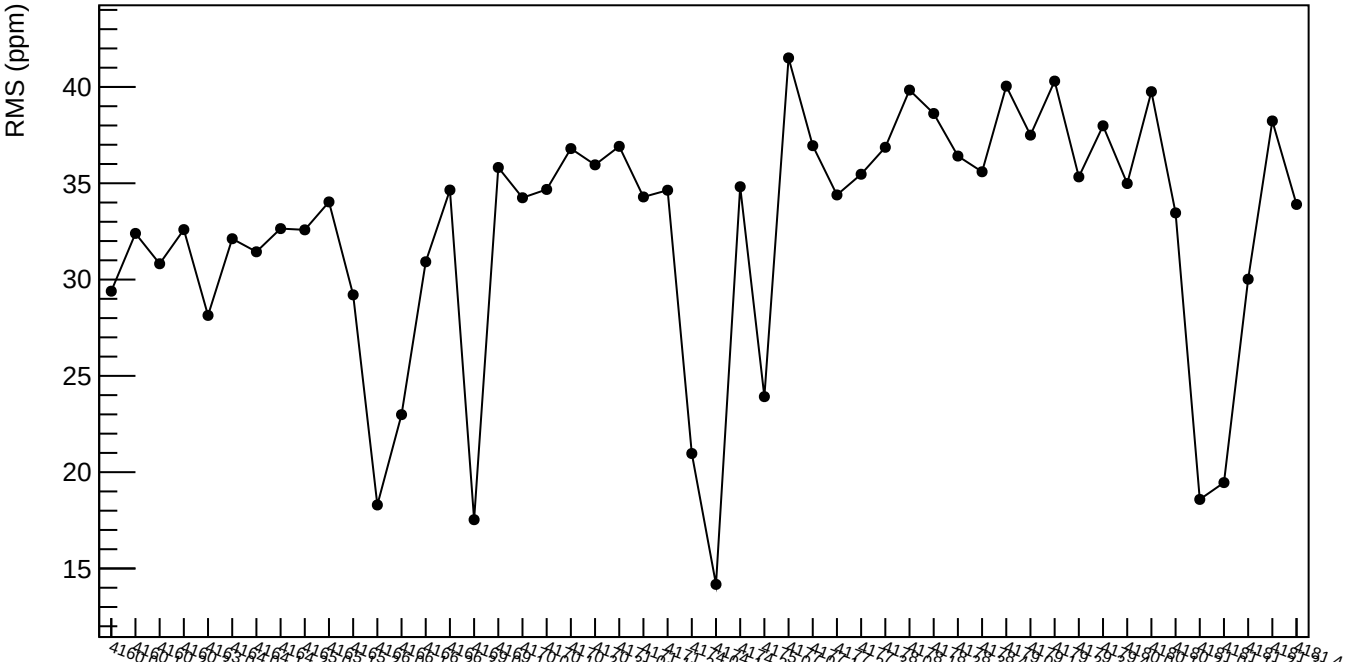

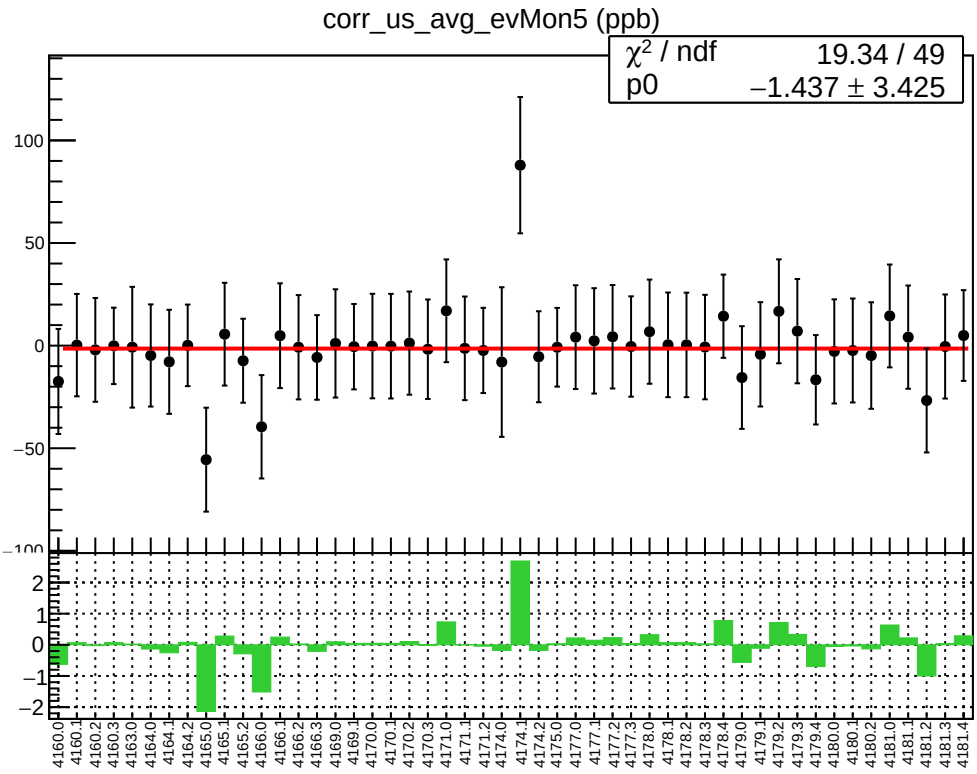
corr_us_avg_evMon5 (ppb)
χ² / ndf 19.34 / 49
p0 −1.437 ± 3.425
100
50
0
−50
−100
2
1
0
−1
−2
4160.0
4160.1
4160.2
4160.3
4163.0
4164.0
4164.1
4164.2
4165.0
4165.1
4165.2
4166.0
4166.1
4166.2
4166.3
4169.0
4169.1
4170.0
4170.1
4170.2
4170.3
4171.0
4171.1
4171.2
4174.0
4174.1
4174.2
4175.0
4177.0
4177.1
4177.2
4177.3
4178.0
4178.1
4178.2
4178.3
4178.4
4179.0
4179.1
4179.2
4179.3
4179.4
4180.0
4180.1
4180.2
4181.0
4181.1
4181.2
4181.3
4181.4

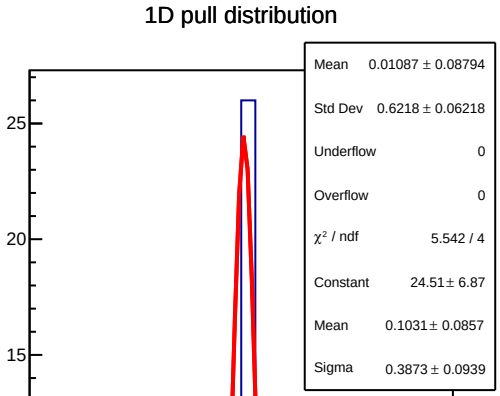
1D pull distribution
Mean 0.01087 ± 0.08794
Std Dev 0.6218 ± 0.06218
Underflow 0
Overflow 0
χ² / ndf 5.542 / 4
Constant 24.51 ± 6.87
Mean 0.1031 ± 0.0857
Sigma 0.3873 ± 0.0939
25
20
15
10
5
0
−8
−6
−4
−2
0
2
4
6
8

corr_us_avg_evMon5 RMS (ppm)

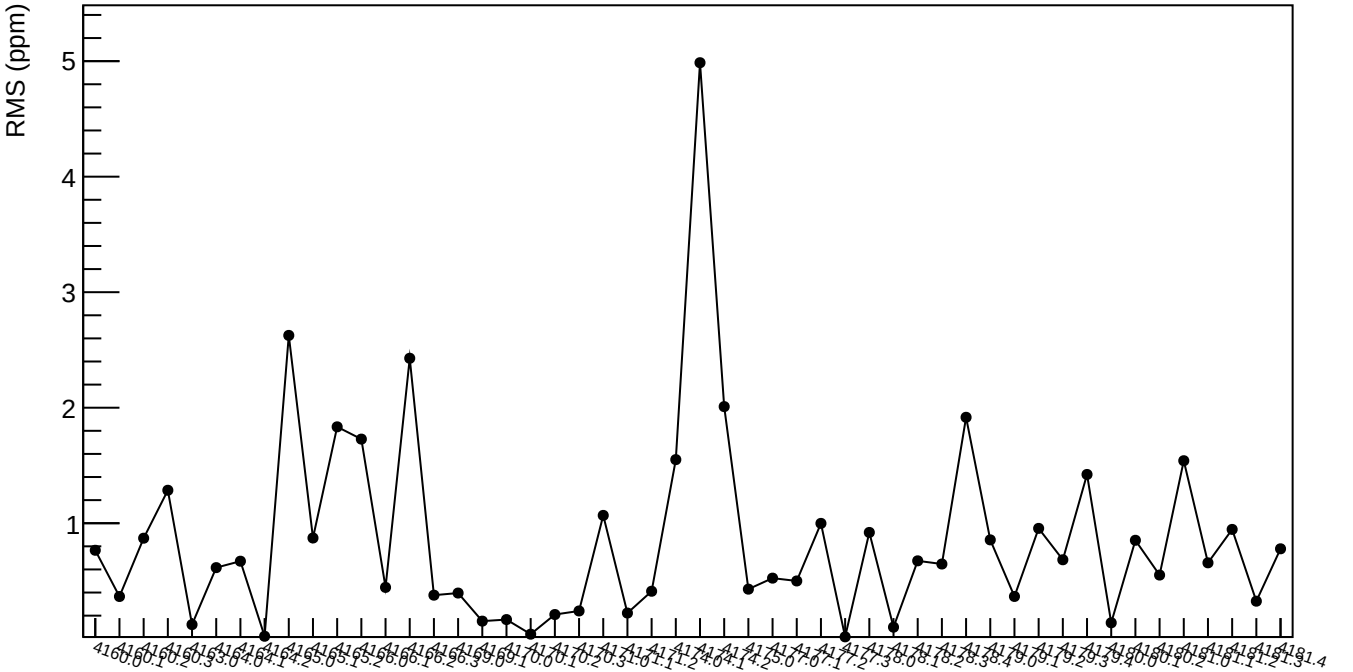

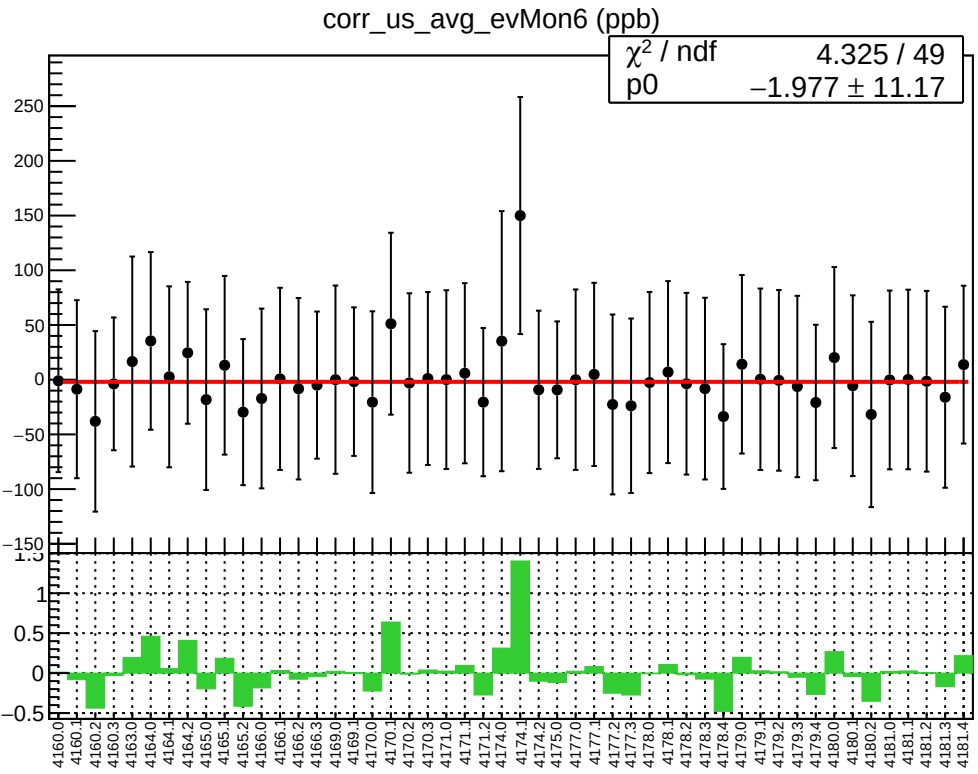
corr_us_avg_evMon6 (ppb)
χ² / ndf 4.325 / 49
p0 −1.977 ± 11.17

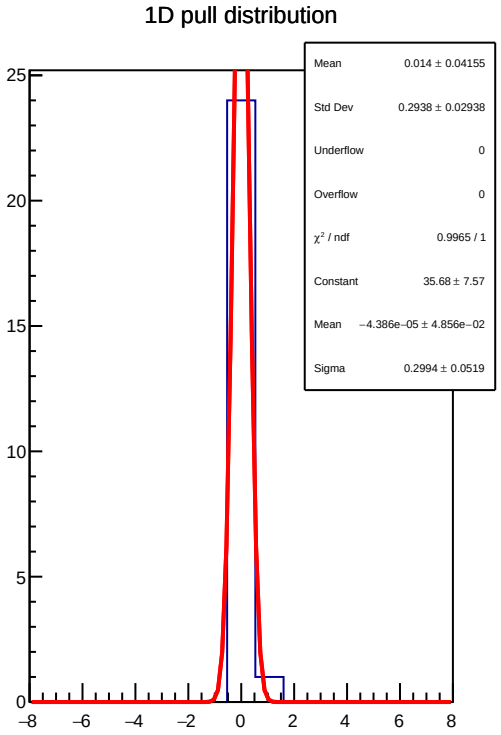
1D pull distribution
Mean 0.014 ± 0.04155
Std Dev 0.2938 ± 0.02938
Underflow 0
Overflow 0
χ² / ndf 0.9965 / 1
Constant 35.68 ± 7.57
Mean −4.386e−05 ± 4.856e−02
Sigma 0.2994 ± 0.0519

corr_us_avg_evMon6 RMS (ppm)

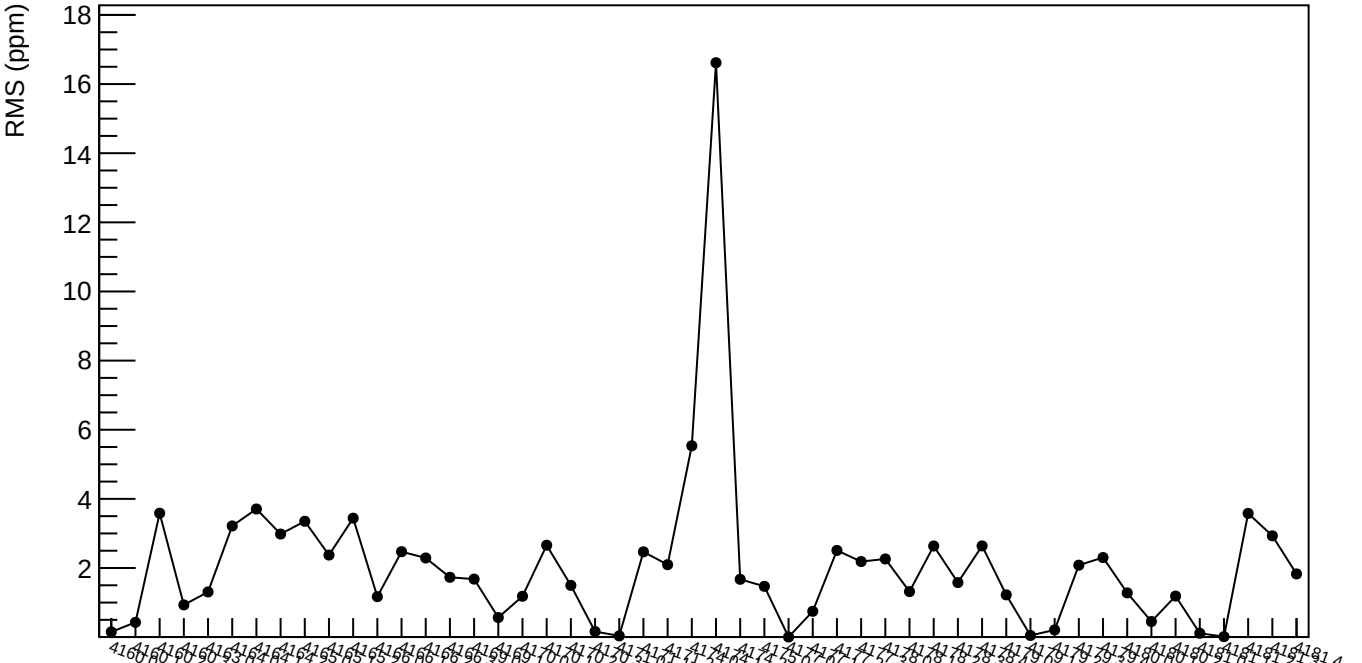

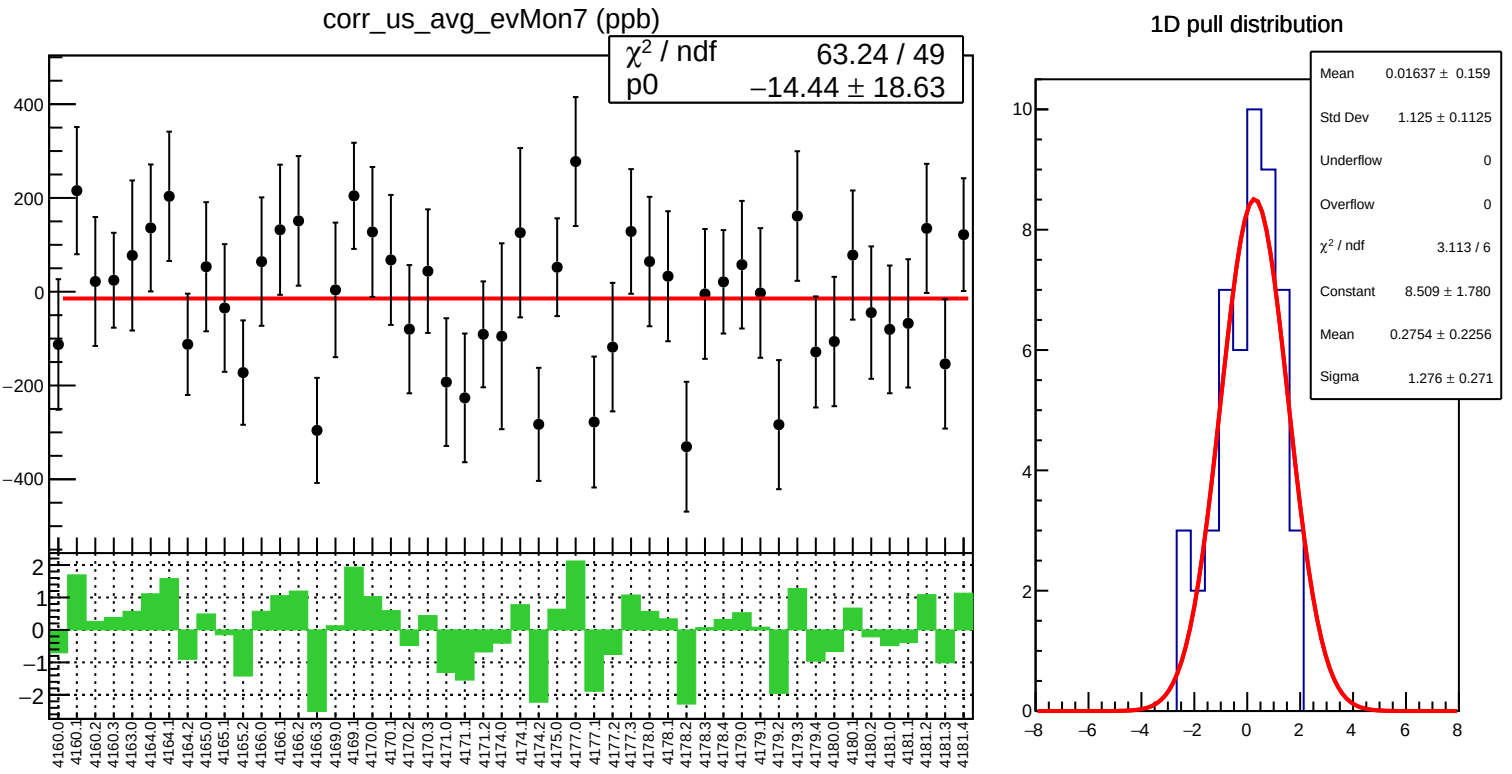
corr_us_avg_evMon7 (ppb)
χ² / ndf 63.24 / 49
p0 −14.44 ± 18.63
1D pull distribution
Mean 0.01637 ± 0.159
Std Dev 1.125 ± 0.1125
Underflow 0
Overflow 0
χ² / ndf 3.113 / 6
Constant 8.509 ± 1.780
Mean 0.2754 ± 0.2256
Sigma 1.276 ± 0.271

corr_us_avg_evMon7 RMS (ppm)

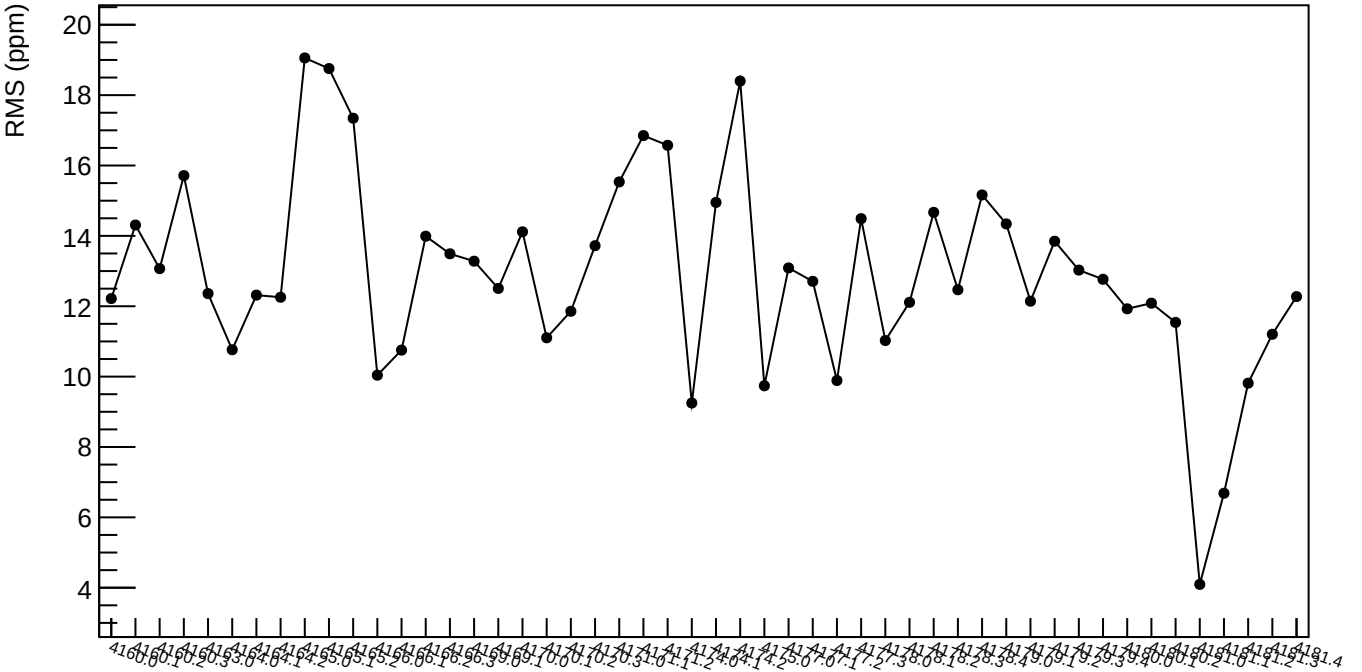

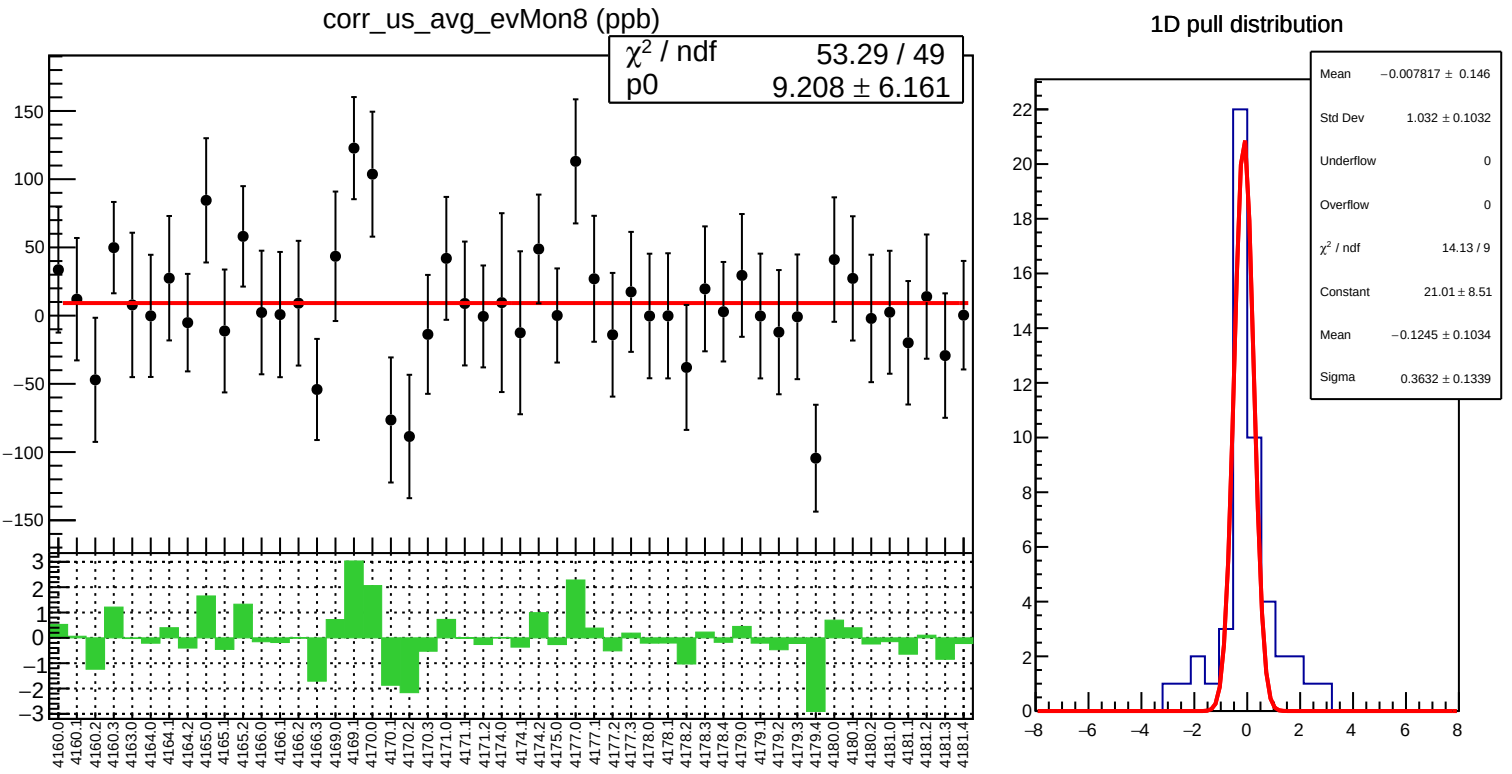
corr_us_avg_evMon8 (ppb)
χ² / ndf 53.29 / 49
p0 9.208 ± 6.161
1D pull distribution
Mean −0.007817 ± 0.146
Std Dev 1.032 ± 0.1032
Underflow 0
Overflow 0
χ² / ndf 14.13 / 9
Constant 21.01 ± 8.51
Mean −0.1245 ± 0.1034
Sigma 0.3632 ± 0.1339

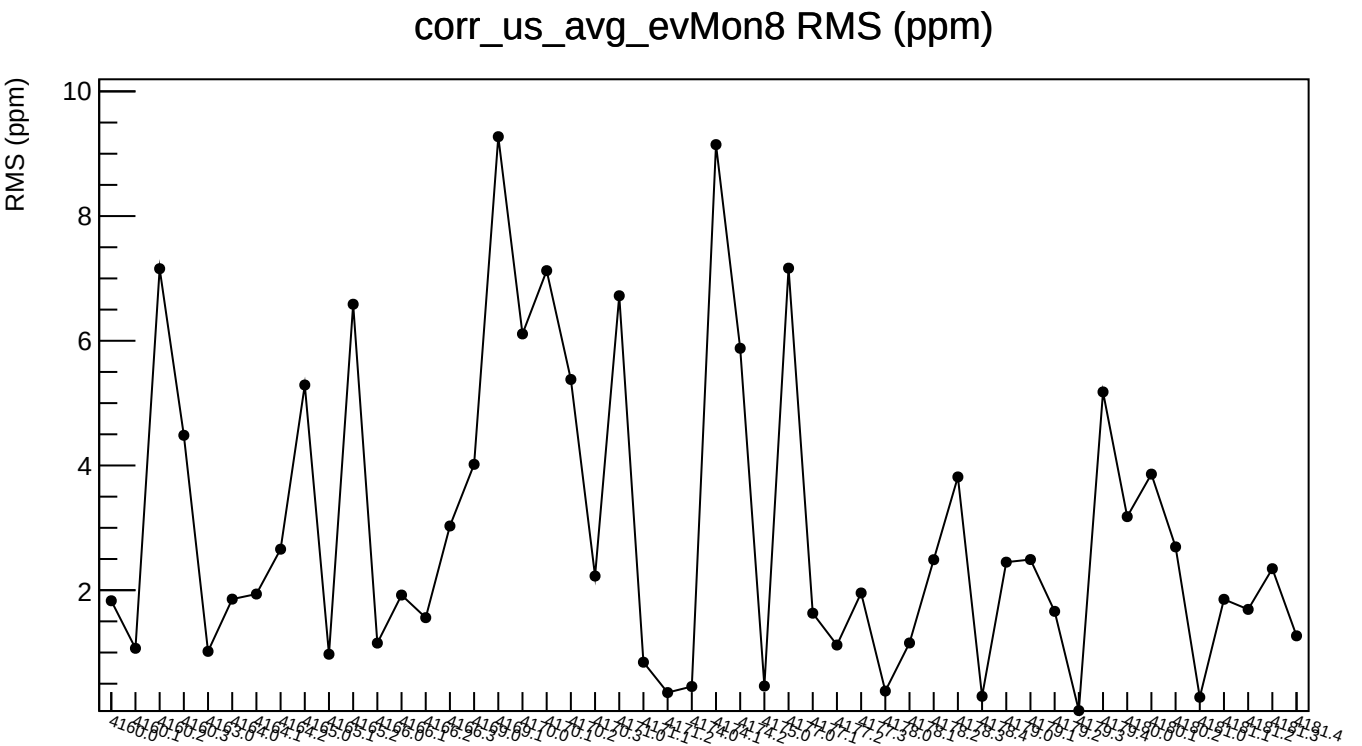
corr_us_avg_evMon8 RMS (ppm)
RMS (ppm)
10
8
6
4
2

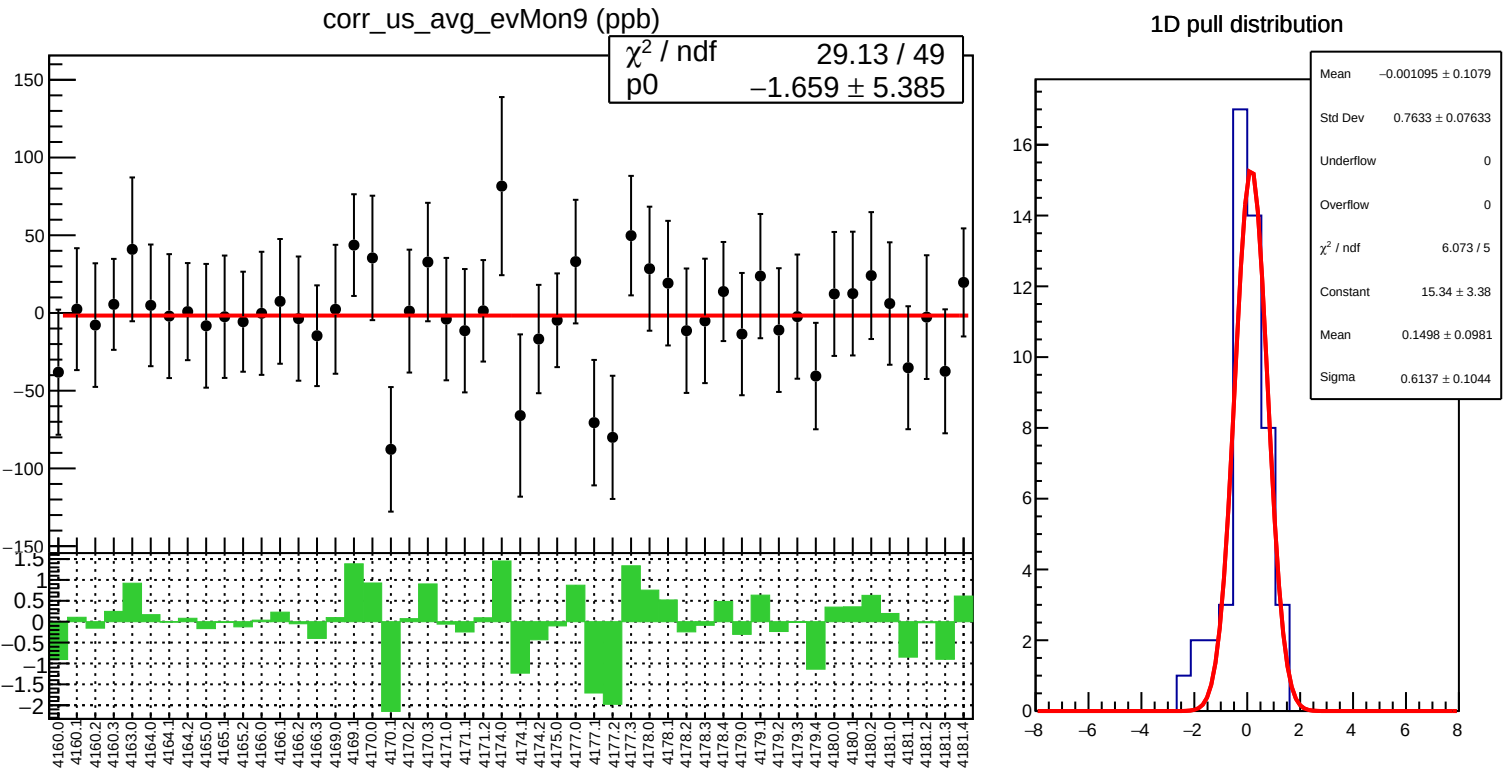
corr_us_avg_evMon9 (ppb)
χ² / ndf 29.13 / 49
p0 −1.659 ± 5.385
1D pull distribution
Mean −0.001095 ± 0.1079
Std Dev 0.7633 ± 0.07633
Underflow 0
Overflow 0
χ² / ndf 6.073 / 5
Constant 15.34 ± 3.38
Mean 0.1498 ± 0.0981
Sigma 0.6137 ± 0.1044

corr_us_avg_evMon9 RMS (ppm)

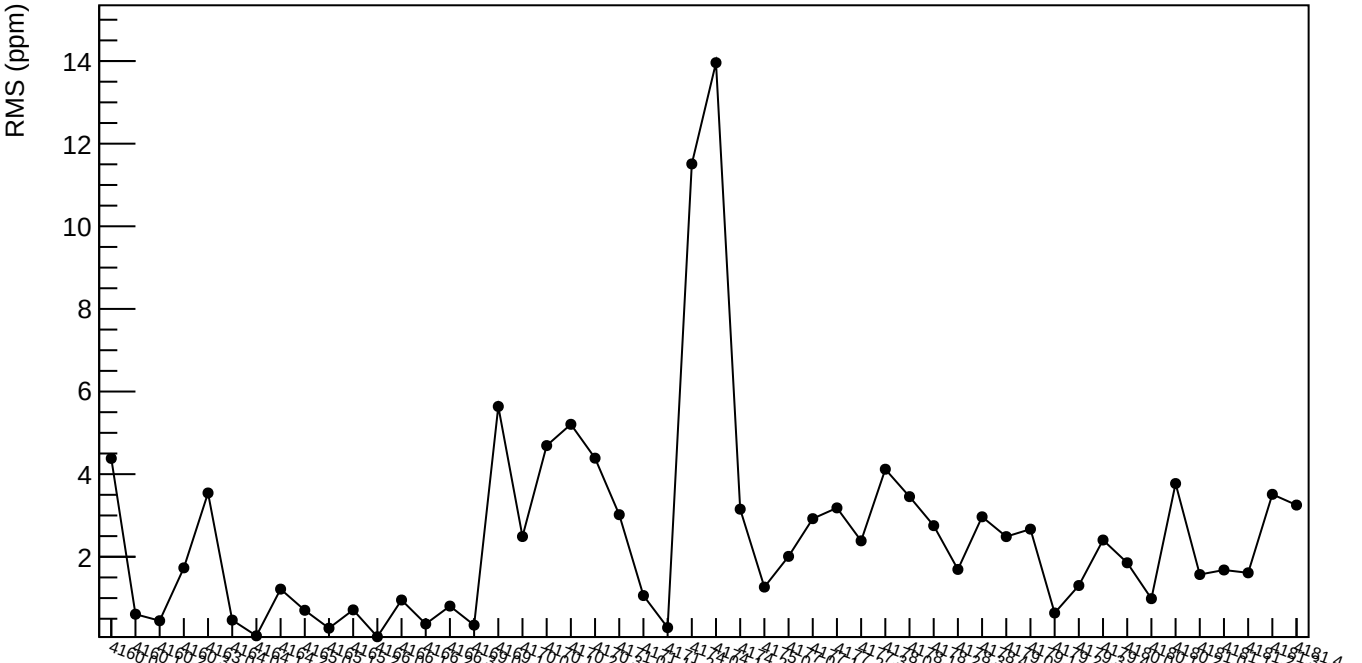

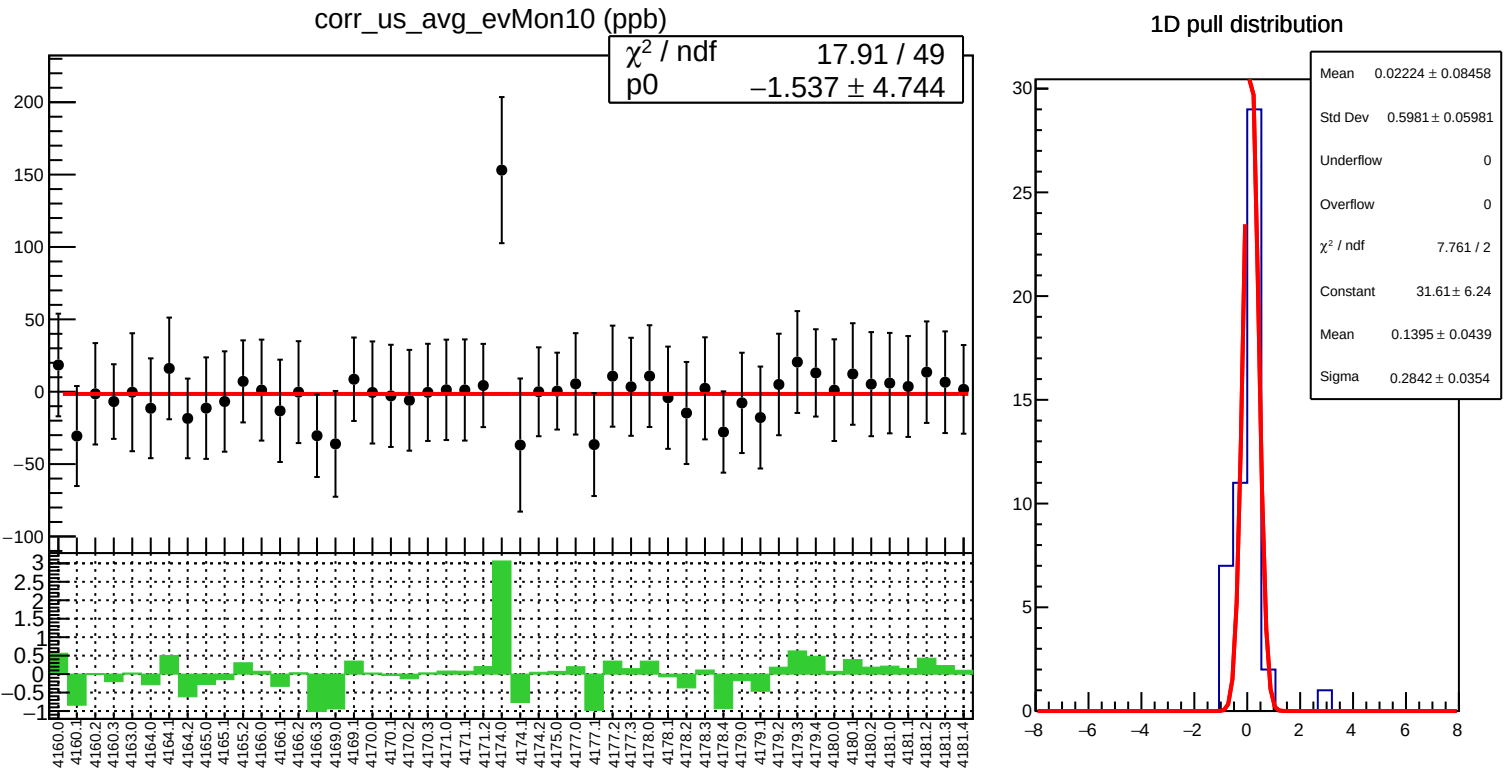
corr_us_avg_evMon10 (ppb)
χ² / ndf 17.91 / 49
p0 −1.537 ± 4.744
1D pull distribution
Mean 0.02224 ± 0.08458
Std Dev 0.5981 ± 0.05981
Underflow 0
Overflow 0
χ² / ndf 7.761 / 2
Constant 31.61 ± 6.24
Mean 0.1395 ± 0.0439
Sigma 0.2842 ± 0.0354

corr_us_avg_evMon10 RMS (ppm)

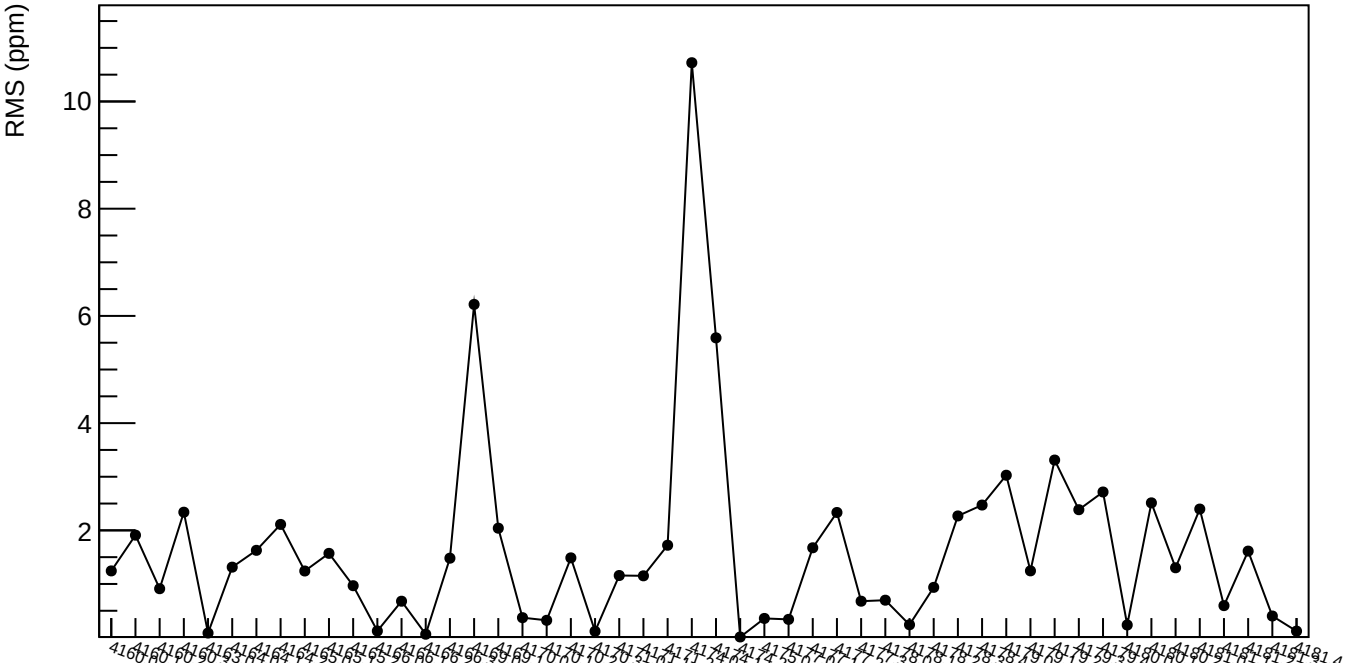

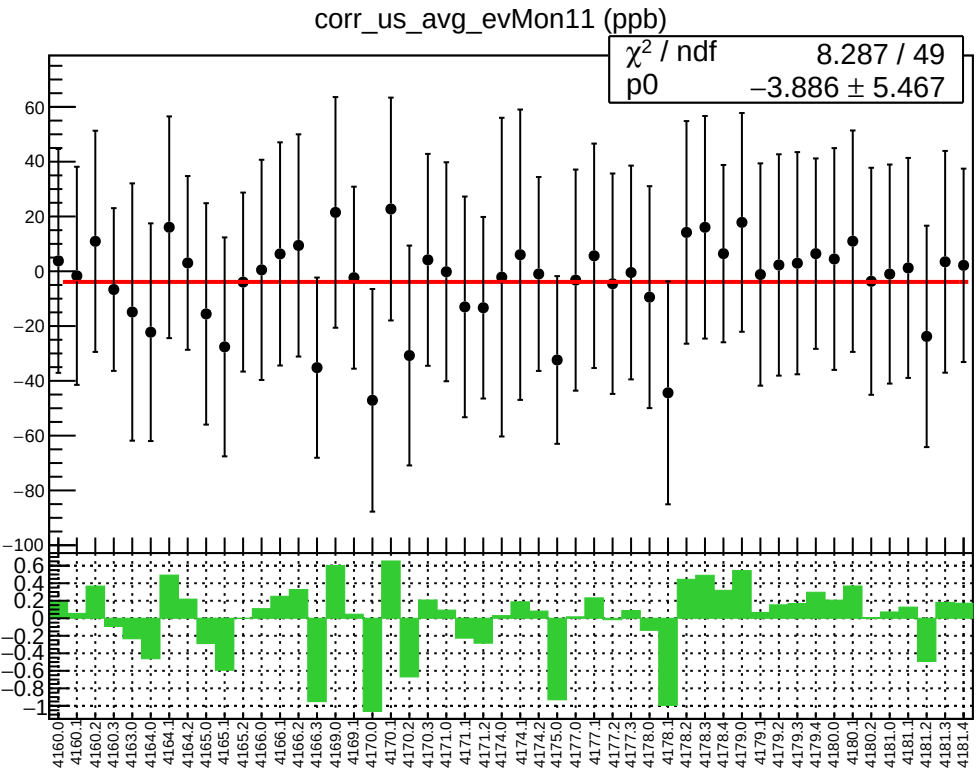
corr_us_avg_evMon11 (ppb)
χ² / ndf 8.287 / 49
p0 −3.886 ± 5.467
60
40
20
0
−20
−40
−60
−80
−100
0.6
0.4
0.2
0
−0.2
−0.4
−0.6
−0.8
−1
4160.0
4160.1
4160.2
4160.3
4163.0
4164.0
4164.1
4164.2
4165.0
4165.1
4165.2
4166.0
4166.1
4166.2
4166.3
4169.0
4169.1
4170.0
4170.1
4170.2
4170.3
4171.0
4171.1
4171.2
4174.0
4174.1
4174.2
4175.0
4177.0
4177.1
4177.2
4177.3
4178.0
4178.1
4178.2
4178.3
4178.4
4179.0
4179.1
4179.2
4179.3
4179.4
4180.0
4180.1
4180.2
4181.0
4181.1
4181.2
4181.3
4181.4

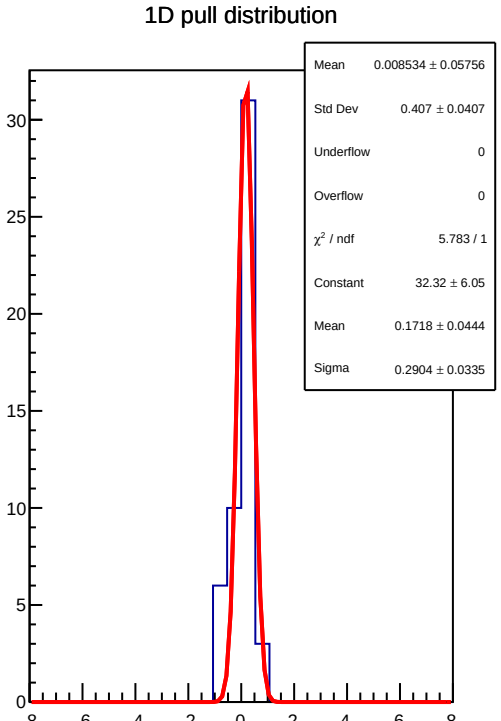
1D pull distribution
Mean 0.008534 ± 0.05756
Std Dev 0.407 ± 0.0407
Underflow 0
Overflow 0
χ² / ndf 5.783 / 1
Constant 32.32 ± 6.05
Mean 0.1718 ± 0.0444
Sigma 0.2904 ± 0.0335
30
25
20
15
10
5
0
−8
−6
−4
−2
0
2
4
6
8

corr_us_avg_evMon11 RMS (ppm)

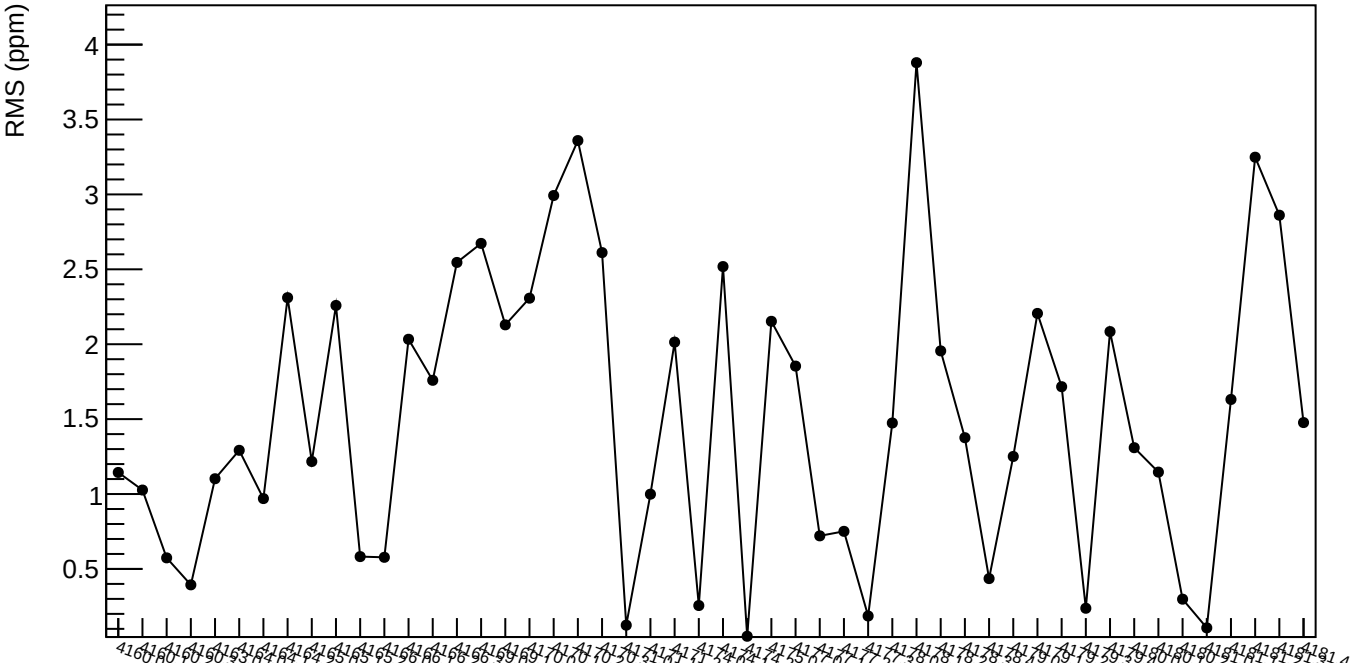

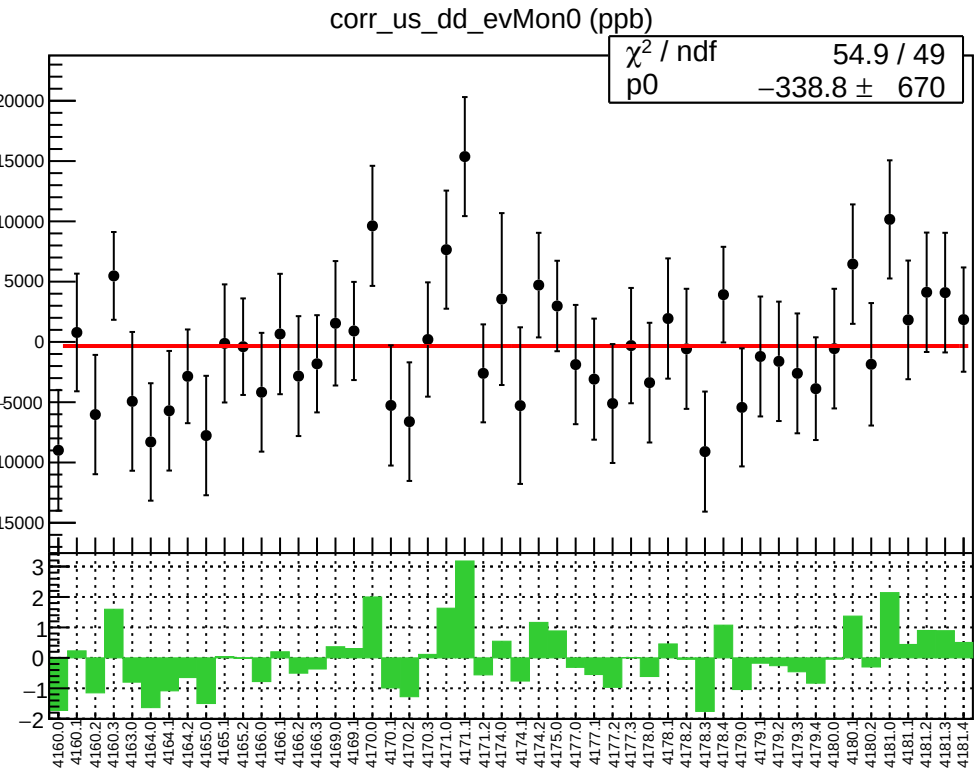
corr_us_dd_evMon0 (ppb)
χ² / ndf 54.9 / 49
p0 −338.8 ± 670
20000
15000
10000
5000
0
−5000
−10000
−15000
3
2
1
0
−1
−2
4160.0
4160.1
4160.2
4160.3
4163.0
4164.0
4164.1
4164.2
4165.0
4165.1
4165.2
4166.0
4166.1
4166.2
4166.3
4169.0
4169.1
4170.0
4170.1
4170.2
4170.3
4171.0
4171.1
4171.2
4174.0
4174.1
4174.2
4175.0
4177.0
4177.1
4177.2
4177.3
4178.0
4178.1
4178.2
4178.3
4178.4
4179.0
4179.1
4179.2
4179.3
4179.4
4180.0
4180.1
4180.2
4181.0
4181.1
4181.2
4181.3
4181.4

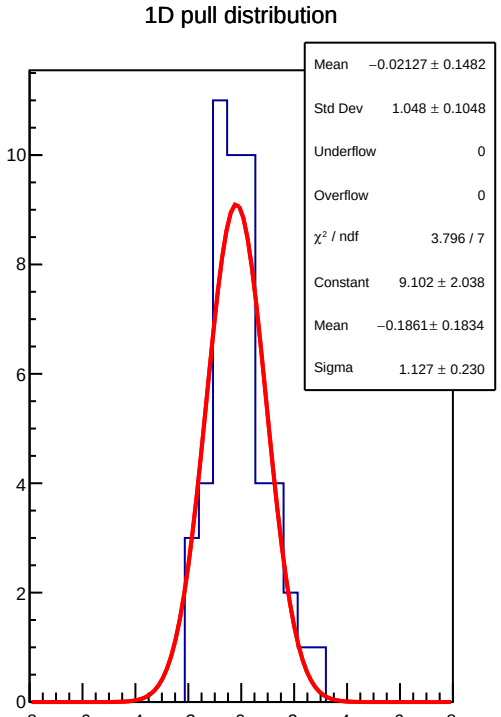
1D pull distribution
Mean −0.02127 ± 0.1482
Std Dev 1.048 ± 0.1048
Underflow 0
Overflow 0
χ² / ndf 3.796 / 7
Constant 9.102 ± 2.038
Mean −0.1861 ± 0.1834
Sigma 1.127 ± 0.230
10
8
6
4
2
0
−8
−6
−4
−2
0
2
4
6
8

corr_us_dd_evMon0 RMS (ppm)

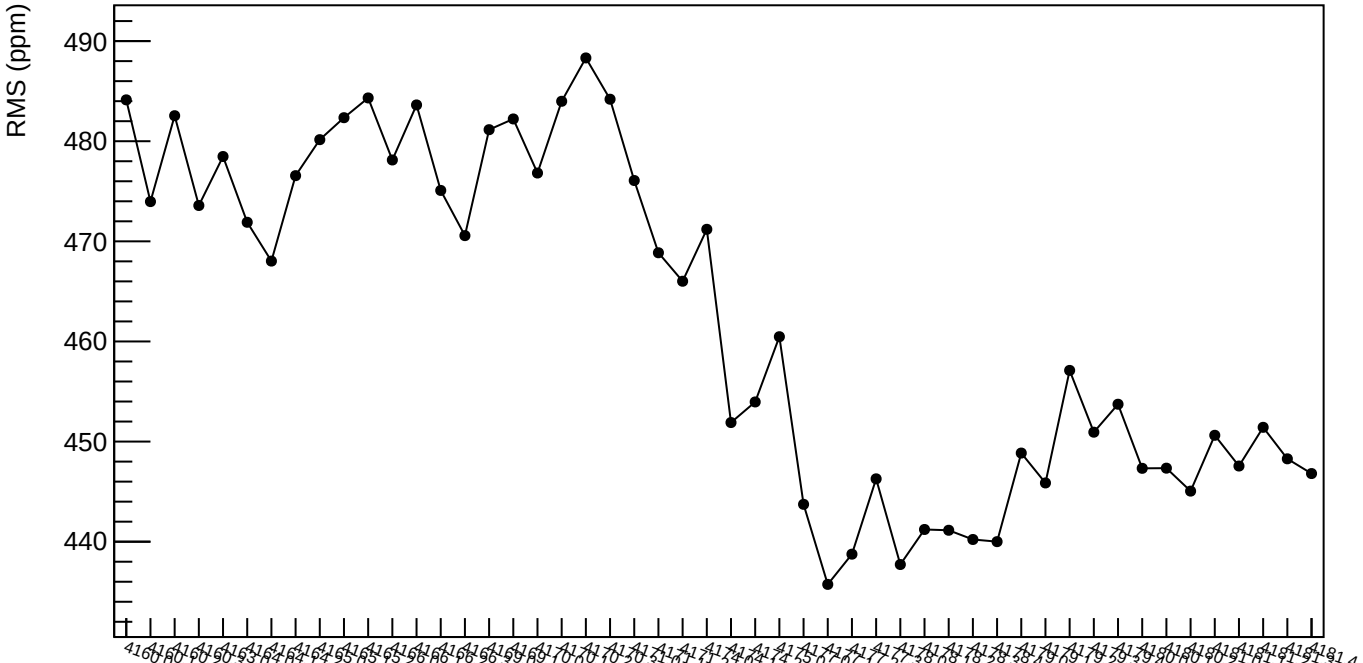

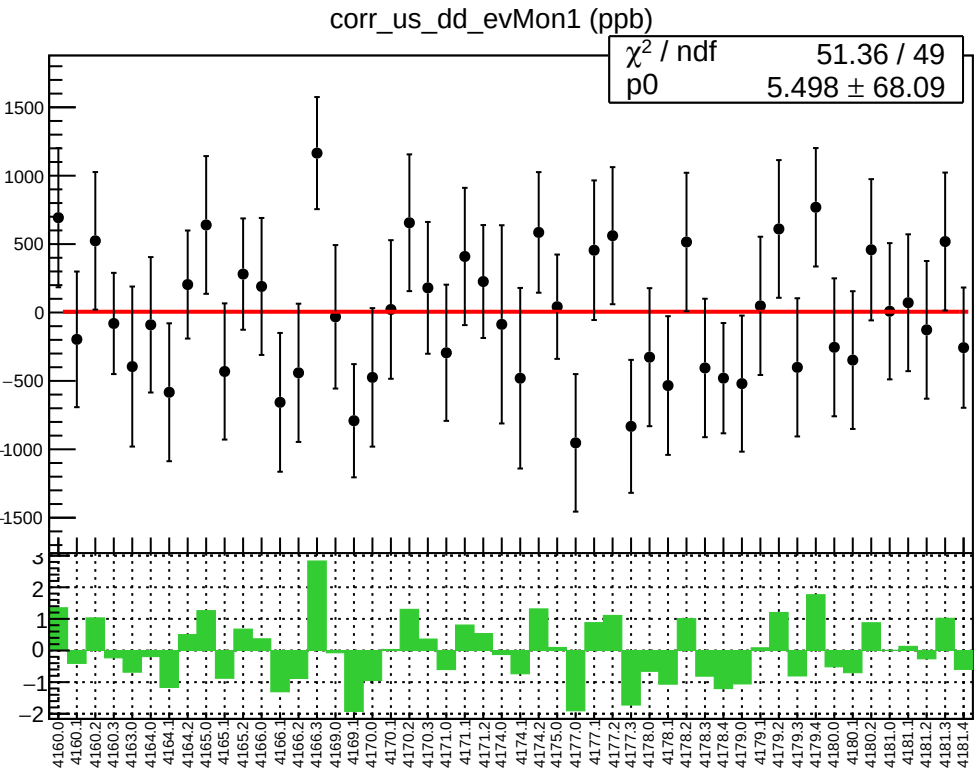
corr_us_dd_evMon1 (ppb)
χ² / ndf 51.36 / 49
p0 5.498 ± 68.09
1500
1000
500
0
−500
−1000
−1500
3
2
1
0
−1
−2
4160.0
4160.1
4160.2
4160.3
4163.0
4164.0
4164.1
4164.2
4165.0
4165.1
4165.2
4166.0
4166.1
4166.2
4166.3
4169.0
4169.1
4170.0
4170.1
4170.2
4170.3
4171.0
4171.1
4171.2
4174.0
4174.1
4174.2
4175.0
4177.0
4177.1
4177.2
4177.3
4178.0
4178.1
4178.2
4178.3
4178.4
4179.0
4179.1
4179.2
4179.3
4179.4
4180.0
4180.1
4180.2
4181.0
4181.1
4181.2
4181.3
4181.4

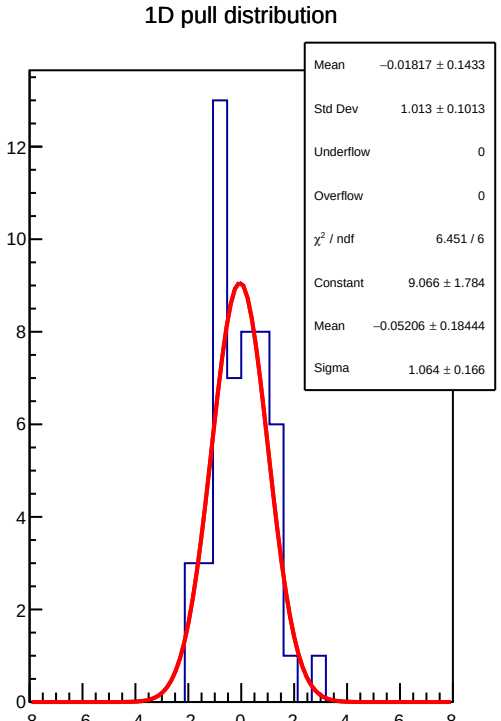
1D pull distribution
Mean −0.01817 ± 0.1433
Std Dev 1.013 ± 0.1013
Underflow 0
Overflow 0
χ² / ndf 6.451 / 6
Constant 9.066 ± 1.784
Mean −0.05206 ± 0.18444
Sigma 1.064 ± 0.166
12
10
8
6
4
2
0
−8
−6
−4
−2
0
2
4
6
8

corr_us_dd_evMon1 RMS (ppm)

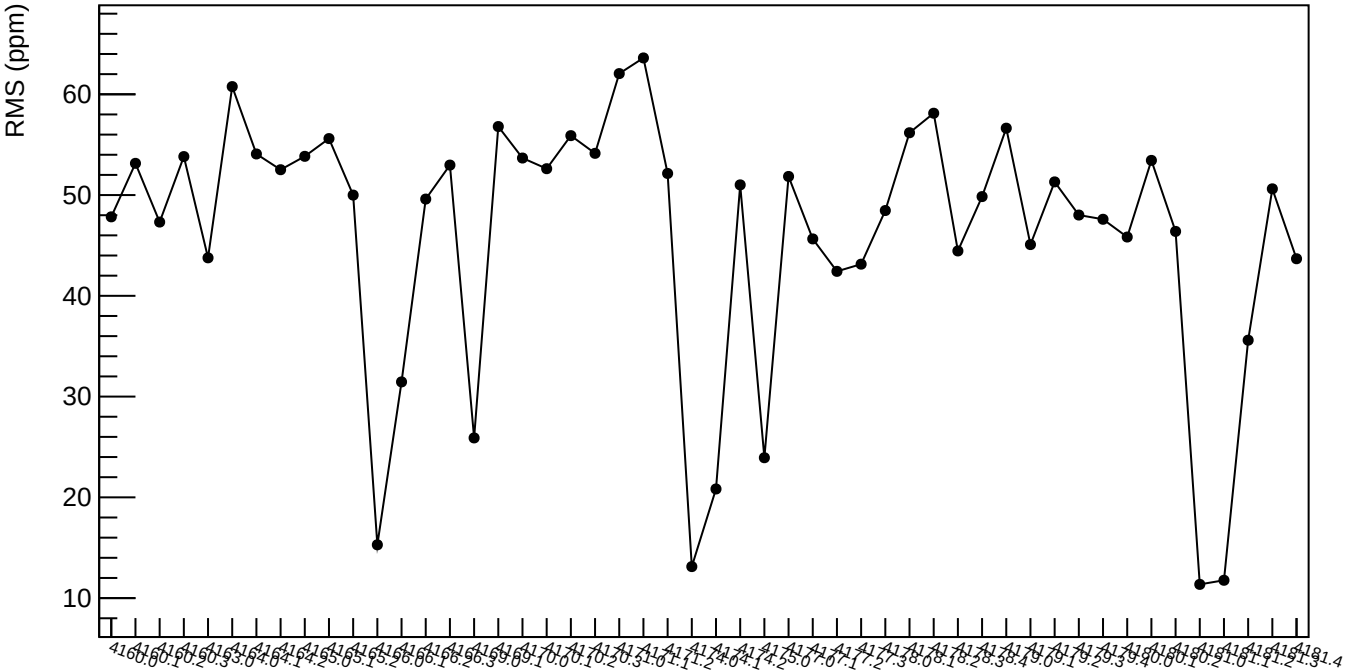

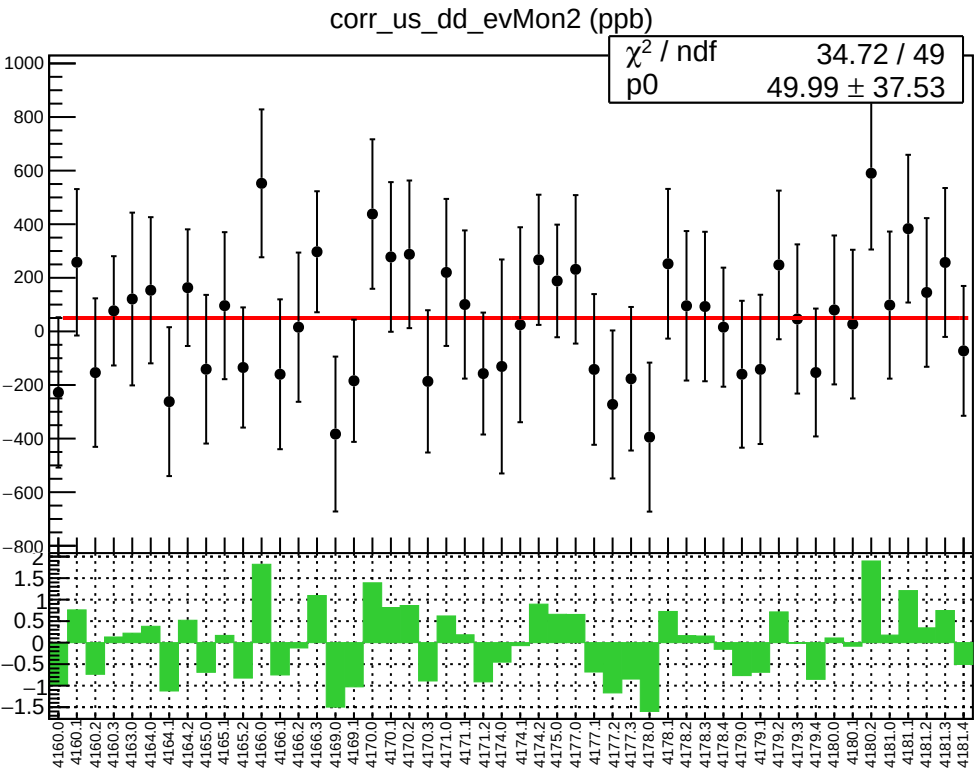
corr_us_dd_evMon2 (ppb)
χ² / ndf 34.72 / 49
p0 49.99 ± 37.53

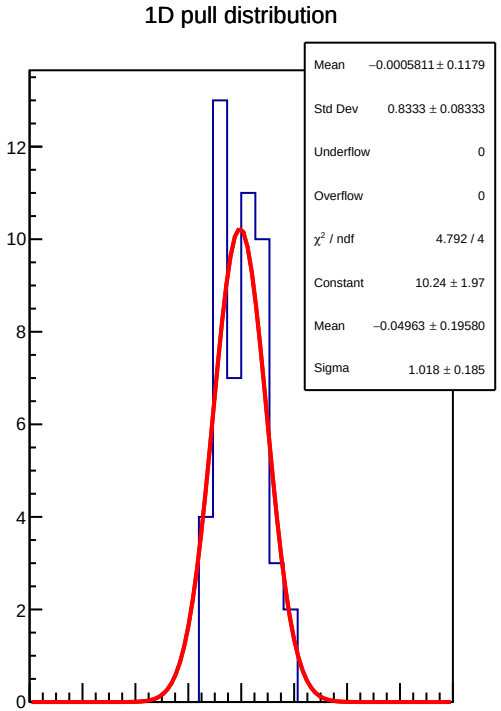
1D pull distribution
Mean −0.0005811 ± 0.1179
Std Dev 0.8333 ± 0.08333
Underflow 0
Overflow 0
χ² / ndf 4.792 / 4
Constant 10.24 ± 1.97
Mean −0.04963 ± 0.19580
Sigma 1.018 ± 0.185

corr_us_dd_evMon2 RMS (ppm)

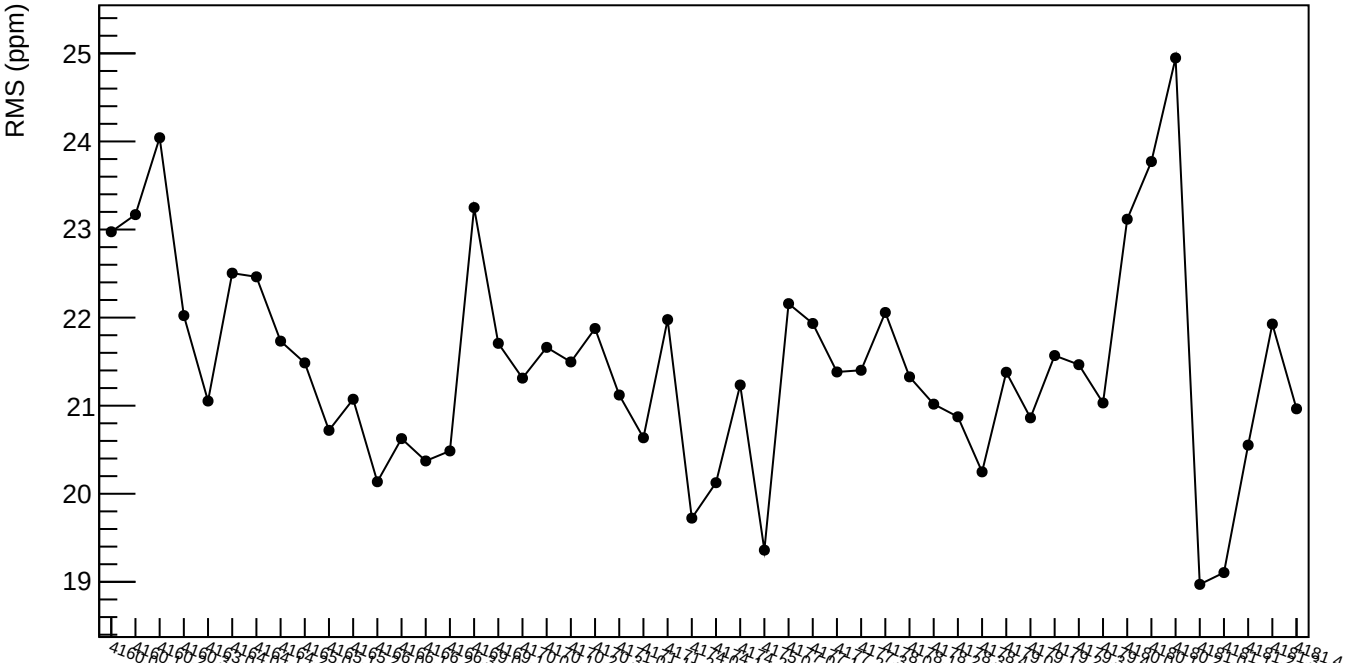

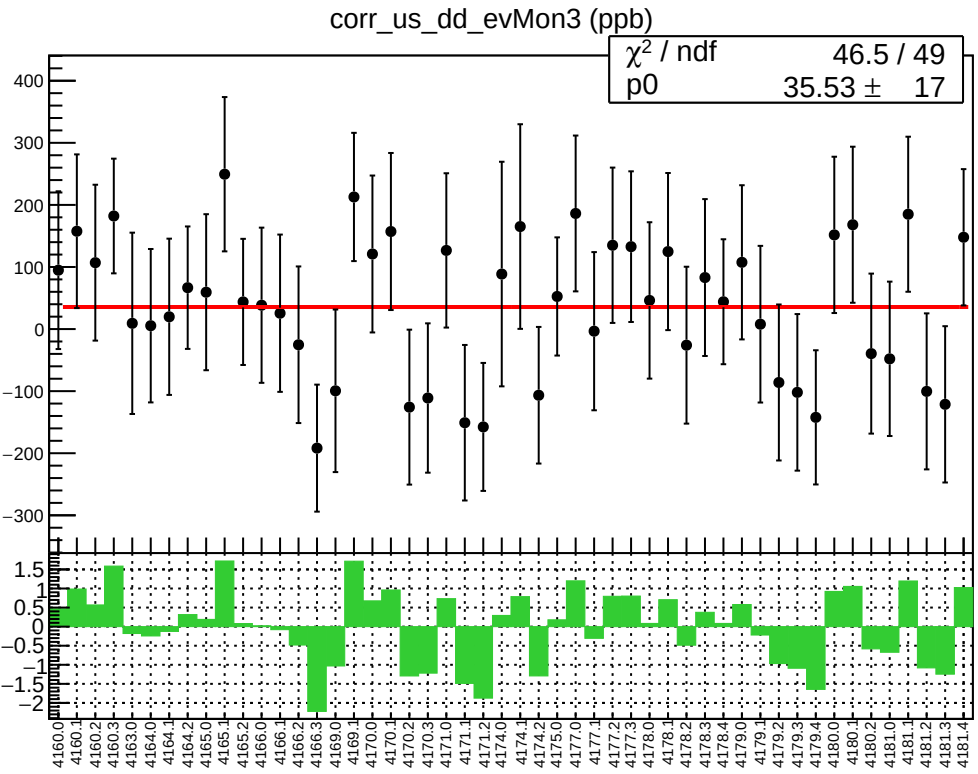
corr_us_dd_evMon3 (ppb)
χ² / ndf 46.5 / 49
p0 35.53 ± 17
400
300
200
100
0
−100
−200
−300
1.5
1
0.5
0
−0.5
−1
−1.5
−2
4160.0
4160.1
4160.2
4160.3
4163.0
4164.0
4164.1
4164.2
4165.0
4165.1
4165.2
4166.0
4166.1
4166.2
4166.3
4169.0
4169.1
4170.0
4170.1
4170.2
4170.3
4171.0
4171.1
4171.2
4174.0
4174.1
4174.2
4175.0
4177.0
4177.1
4177.2
4177.3
4178.0
4178.1
4178.2
4178.3
4178.4
4179.0
4179.1
4179.2
4179.3
4179.4
4180.0
4180.1
4180.2
4181.0
4181.1
4181.2
4181.3
4181.4

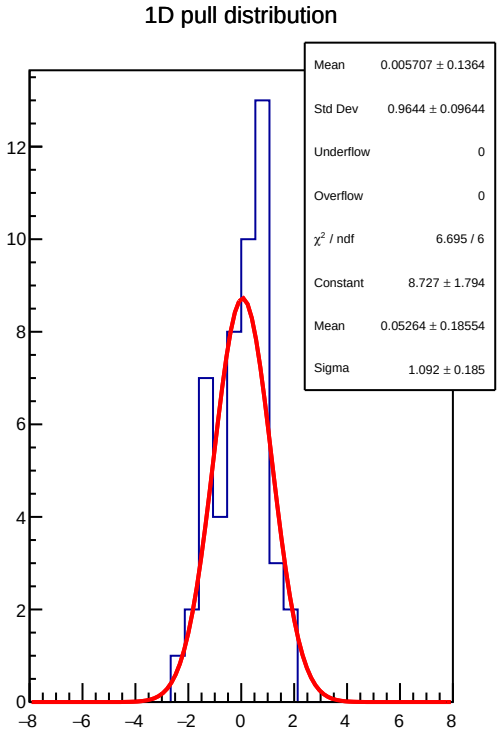
1D pull distribution
Mean 0.005707 ± 0.1364
Std Dev 0.9644 ± 0.09644
Underflow 0
Overflow 0
χ² / ndf 6.695 / 6
Constant 8.727 ± 1.794
Mean 0.05264 ± 0.18554
Sigma 1.092 ± 0.185
12
10
8
6
4
2
0
−8
−6
−4
−2
0
2
4
6
8

corr_us_dd_evMon3 RMS (ppm)

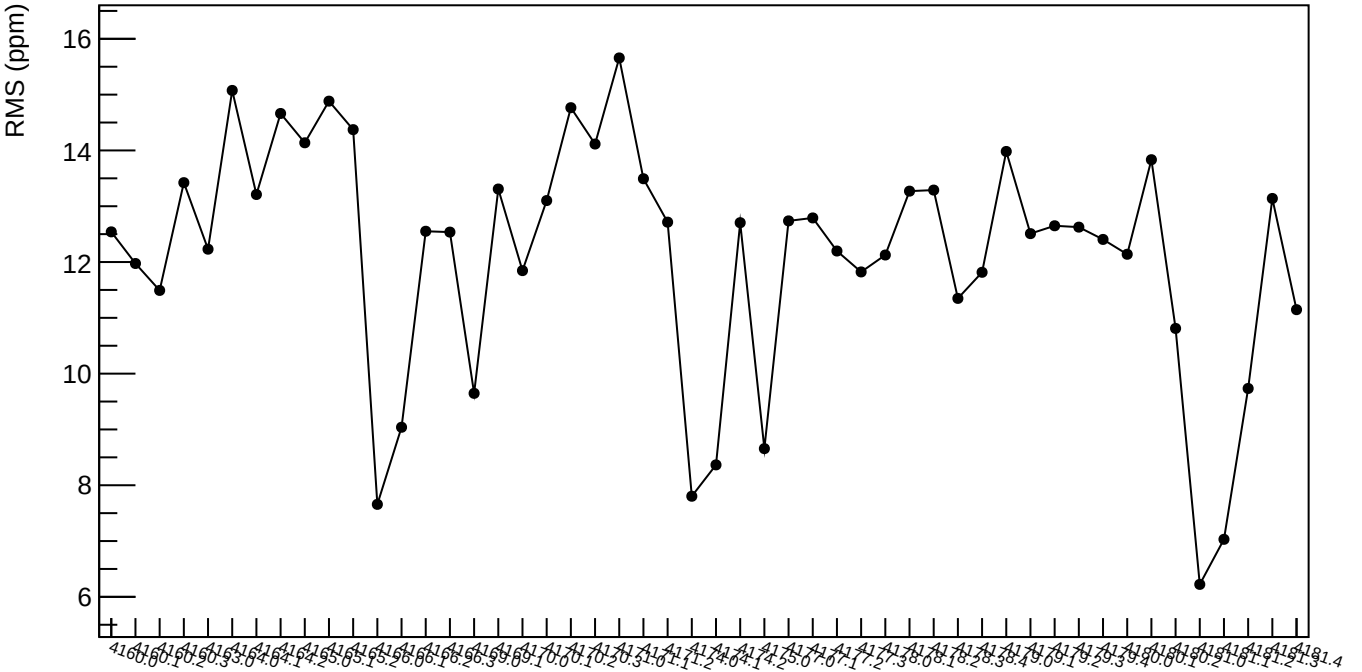

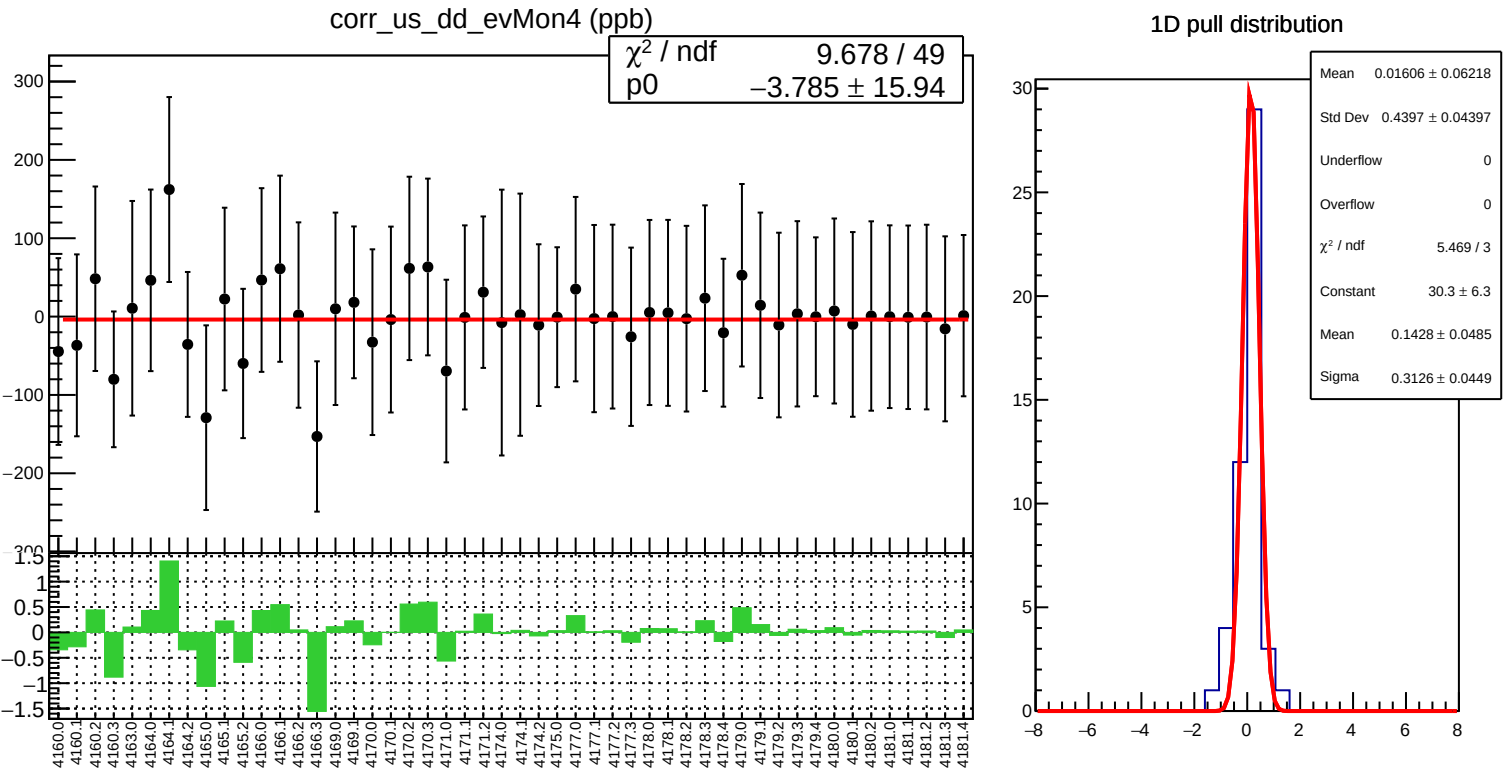
corr_us_dd_evMon4 (ppb)
χ² / ndf 9.678 / 49
p0 −3.785 ± 15.94
1D pull distribution
Mean 0.01606 ± 0.06218
Std Dev 0.4397 ± 0.04397
Underflow 0
Overflow 0
χ² / ndf 5.469 / 3
Constant 30.3 ± 6.3
Mean 0.1428 ± 0.0485
Sigma 0.3126 ± 0.0449

corr_us_dd_evMon4 RMS (ppm)

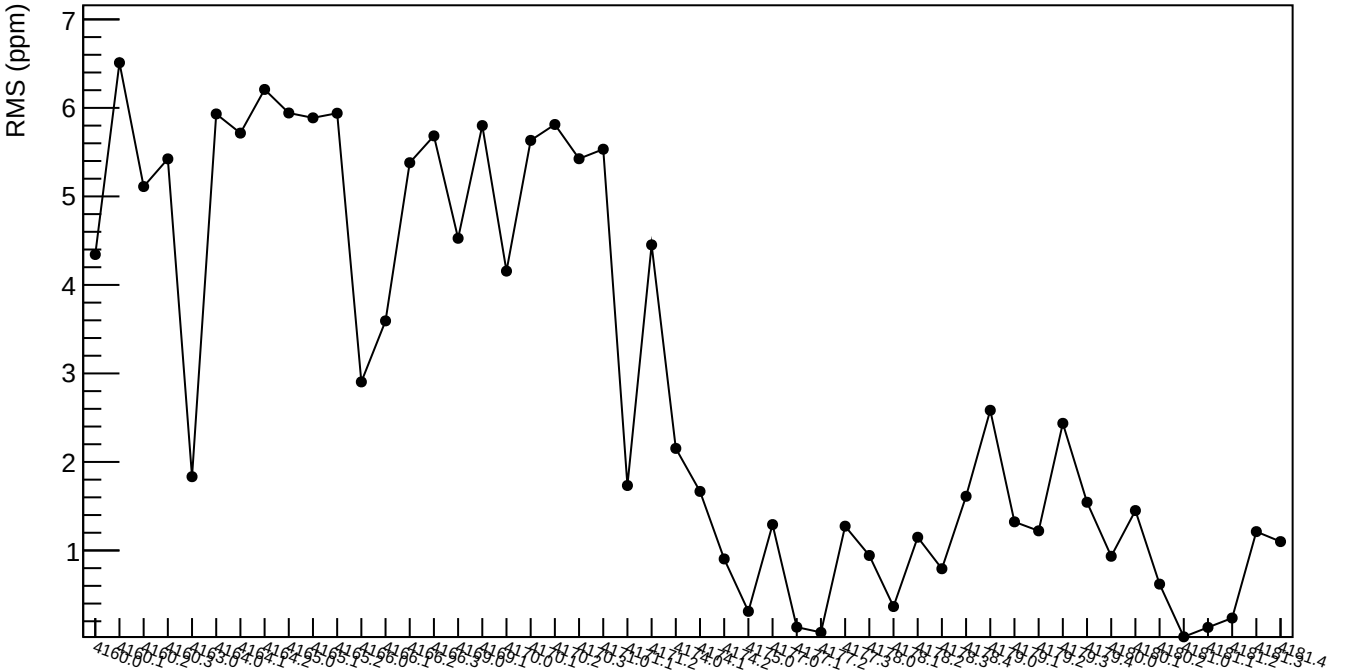

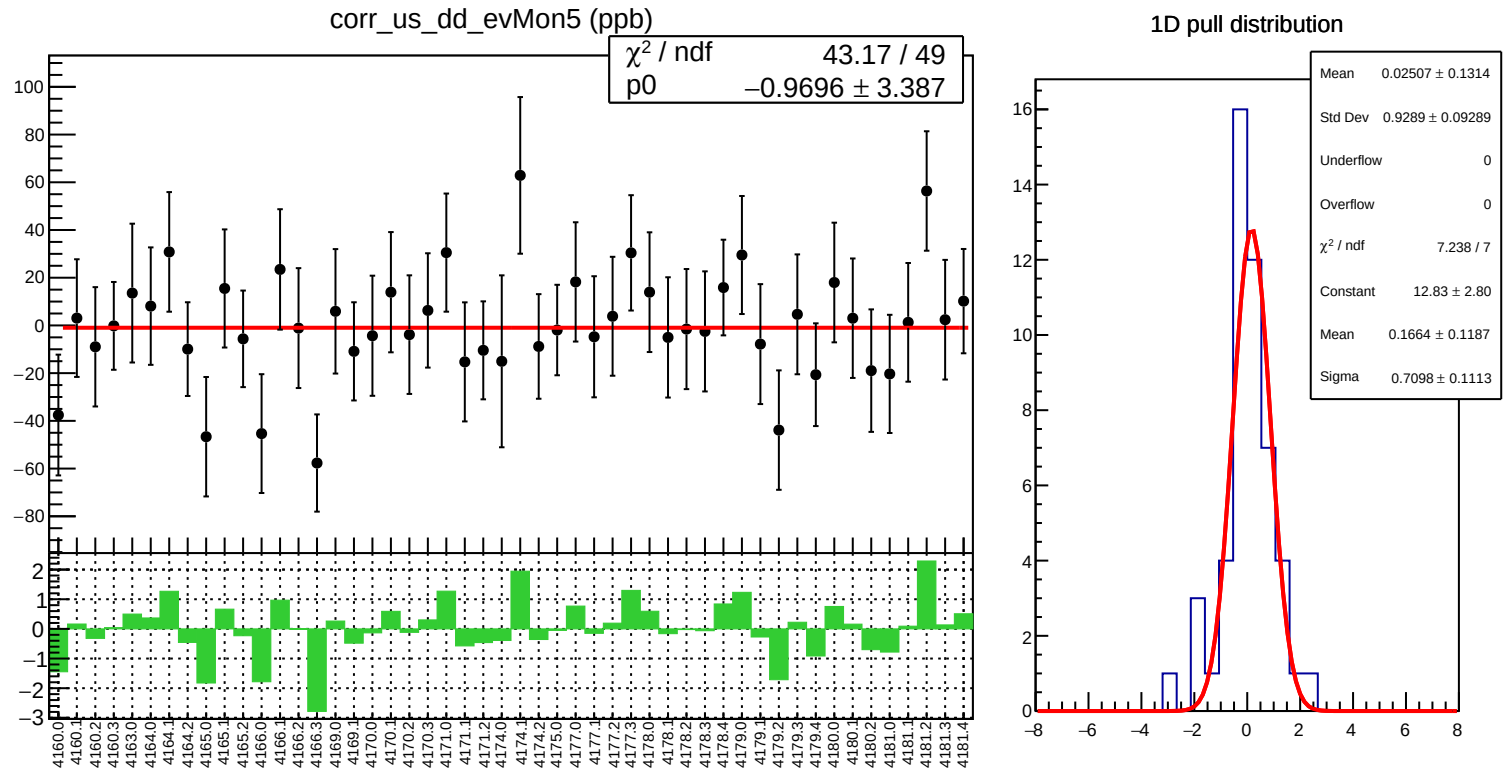
corr_us_dd_evMon5 (ppb)
χ² / ndf 43.17 / 49
p0 −0.9696 ± 3.387
1D pull distribution
Mean 0.02507 ± 0.1314
Std Dev 0.9289 ± 0.09289
Underflow 0
Overflow 0
χ² / ndf 7.238 / 7
Constant 12.83 ± 2.80
Mean 0.1664 ± 0.1187
Sigma 0.7098 ± 0.1113

corr_us_dd_evMon5 RMS (ppm)

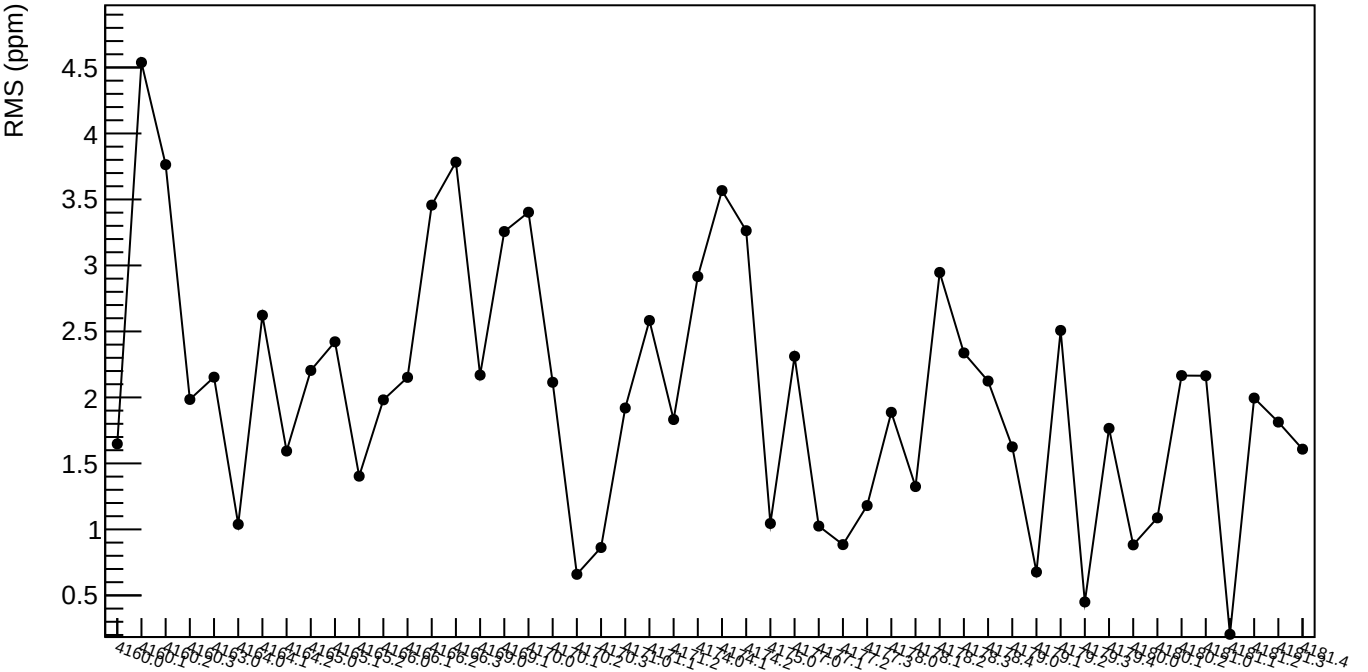

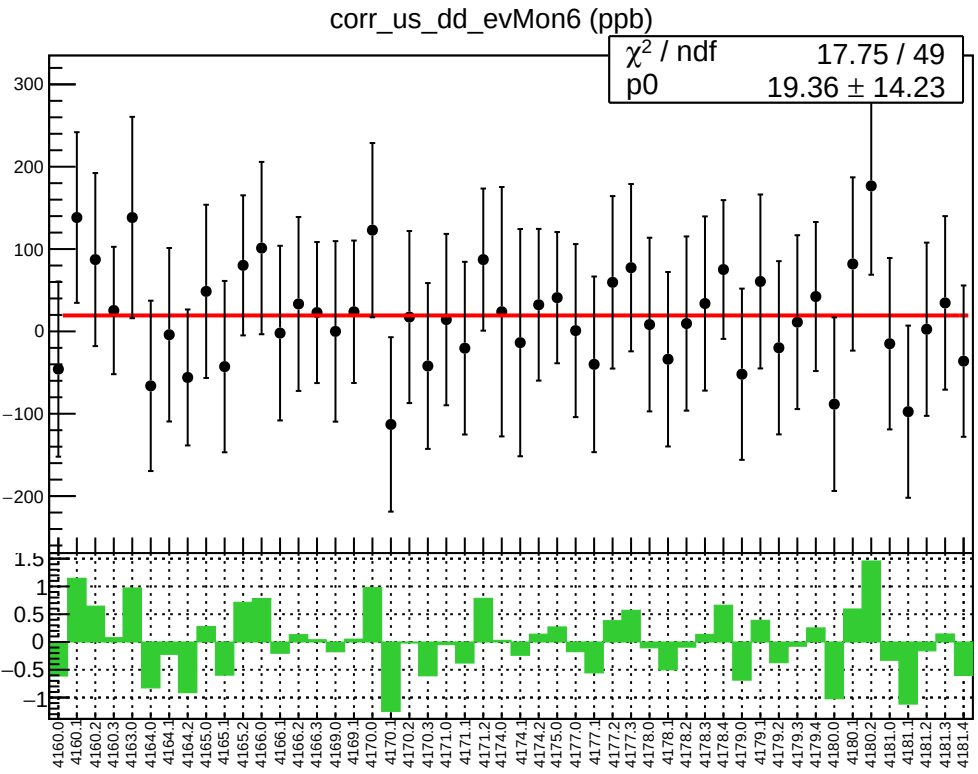
corr_us_dd_evMon6 (ppb)
χ² / ndf 17.75 / 49
p0 19.36 ± 14.23
300
200
100
0
−100
−200
1.5
1
0.5
0
−0.5
−1
4160.0
4160.1
4160.2
4160.3
4163.0
4164.0
4164.1
4164.2
4165.0
4165.1
4165.2
4166.0
4166.1
4166.2
4166.3
4169.0
4169.1
4170.0
4170.1
4170.2
4170.3
4171.0
4171.1
4171.2
4174.0
4174.1
4174.2
4175.0
4177.0
4177.1
4177.2
4177.3
4178.0
4178.1
4178.2
4178.3
4178.4
4179.0
4179.1
4179.2
4179.3
4179.4
4180.0
4180.1
4180.2
4181.0
4181.1
4181.2
4181.3
4181.4

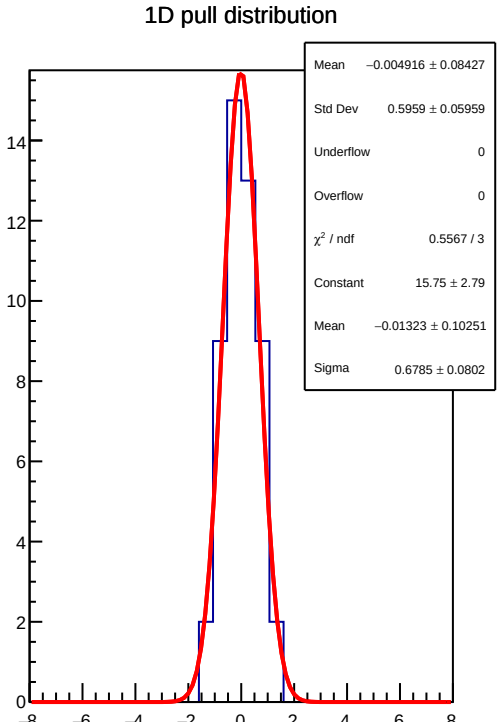
1D pull distribution
Mean −0.004916 ± 0.08427
Std Dev 0.5959 ± 0.05959
Underflow 0
Overflow 0
χ² / ndf 0.5567 / 3
Constant 15.75 ± 2.79
Mean −0.01323 ± 0.10251
Sigma 0.6785 ± 0.0802
14
12
10
8
6
4
2
0
−8
−6
−4
−2
0
2
4
6
8

corr_us_dd_evMon6 RMS (ppm)

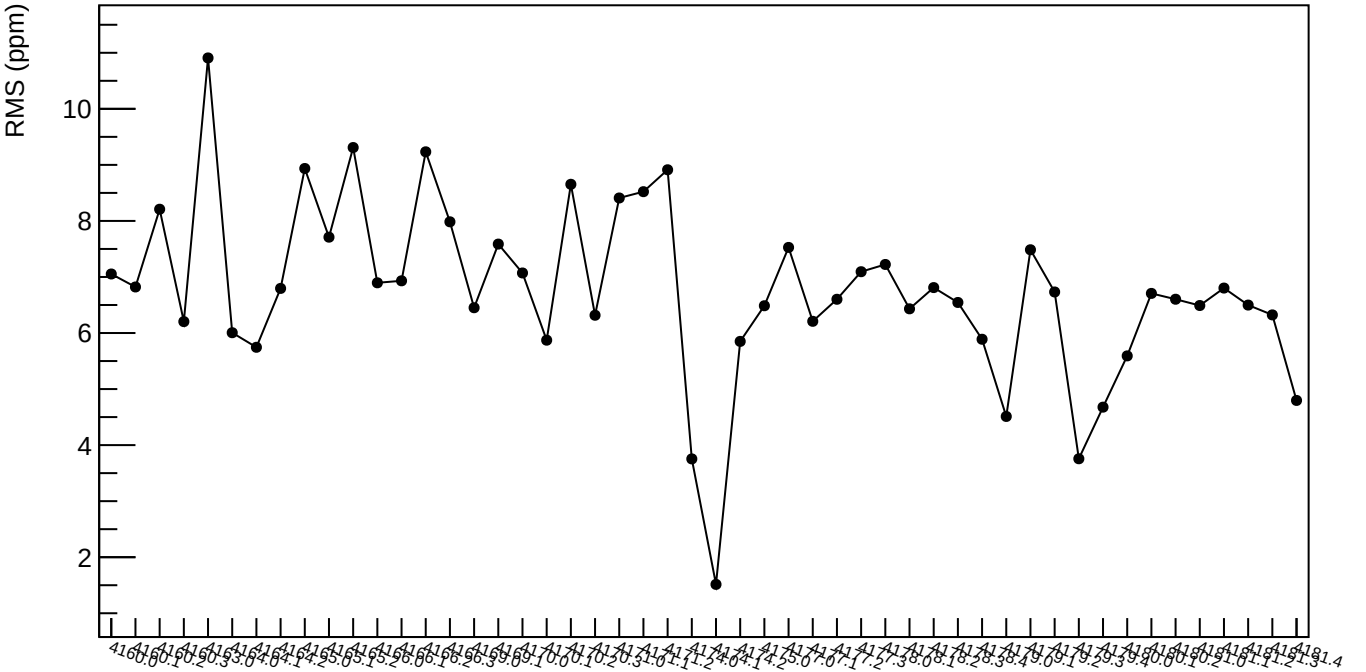

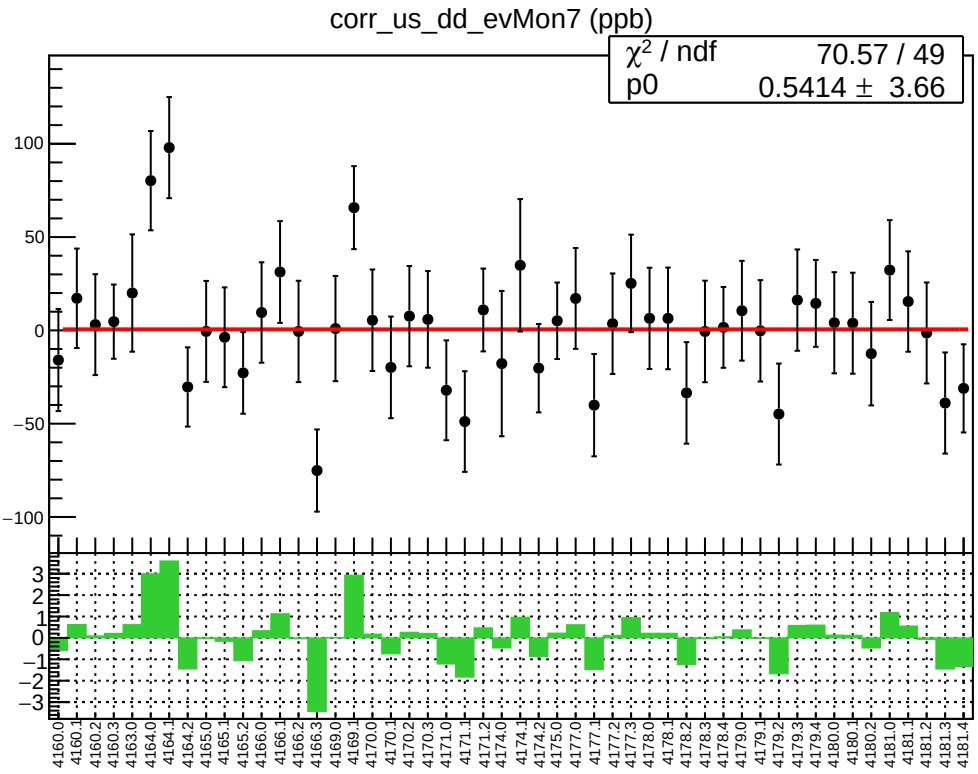
corr_us_dd_evMon7 (ppb)
χ² / ndf 70.57 / 49
p0 0.5414 ± 3.66
100
50
0
−50
−100
3
2
1
0
−1
−2
−3
4160.0
4160.1
4160.2
4160.3
4163.0
4164.0
4164.1
4164.2
4165.0
4165.1
4165.2
4166.0
4166.1
4166.2
4166.3
4169.0
4169.1
4170.0
4170.1
4170.2
4170.3
4171.0
4171.1
4171.2
4174.0
4174.1
4174.2
4175.0
4177.0
4177.1
4177.2
4177.3
4178.0
4178.1
4178.2
4178.3
4178.4
4179.0
4179.1
4179.2
4179.3
4179.4
4180.0
4180.1
4180.2
4181.0
4181.1
4181.2
4181.3
4181.4

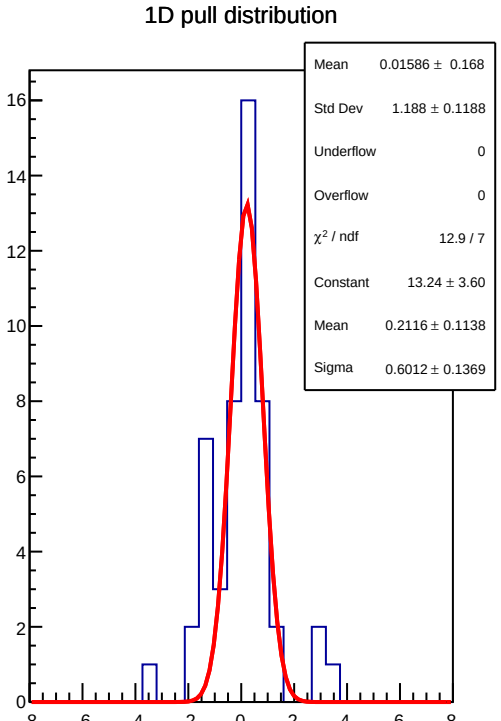
1D pull distribution
Mean 0.01586 ± 0.168
Std Dev 1.188 ± 0.1188
Underflow 0
Overflow 0
χ² / ndf 12.9 / 7
Constant 13.24 ± 3.60
Mean 0.2116 ± 0.1138
Sigma 0.6012 ± 0.1369
16
14
12
10
8
6
4
2
0
−8
−6
−4
−2
0
2
4
6
8

corr_us_dd_evMon7 RMS (ppm)

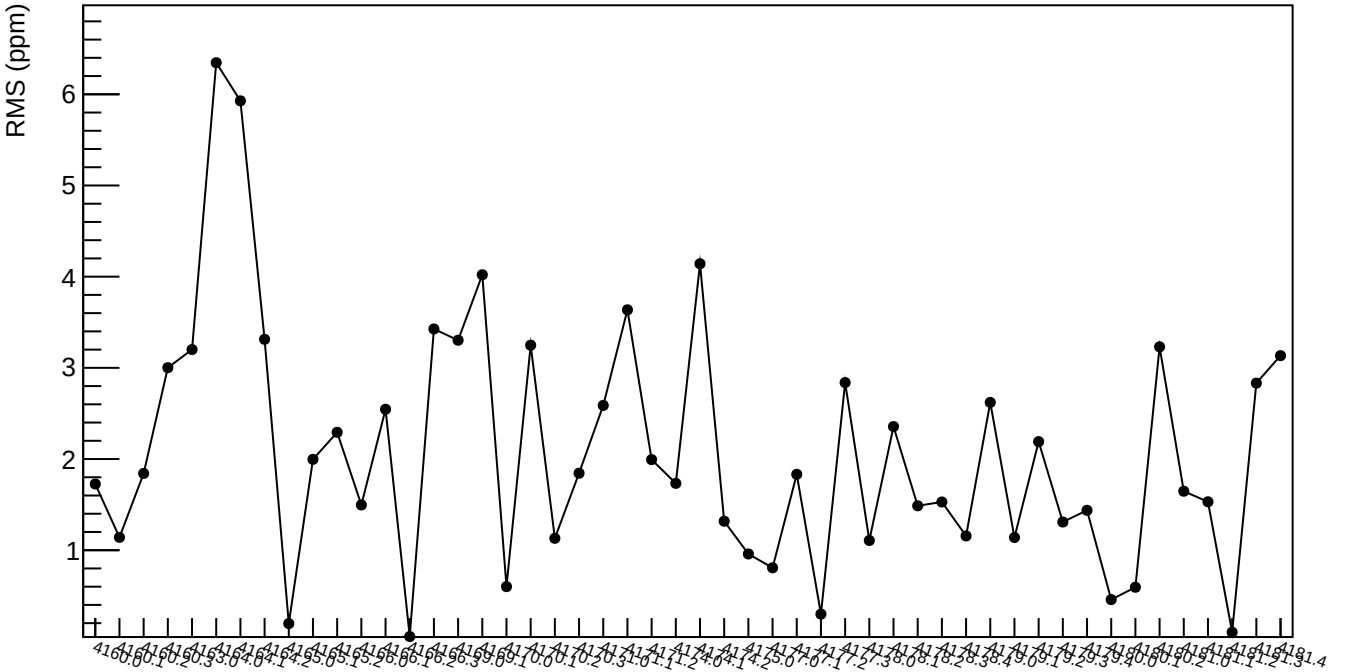

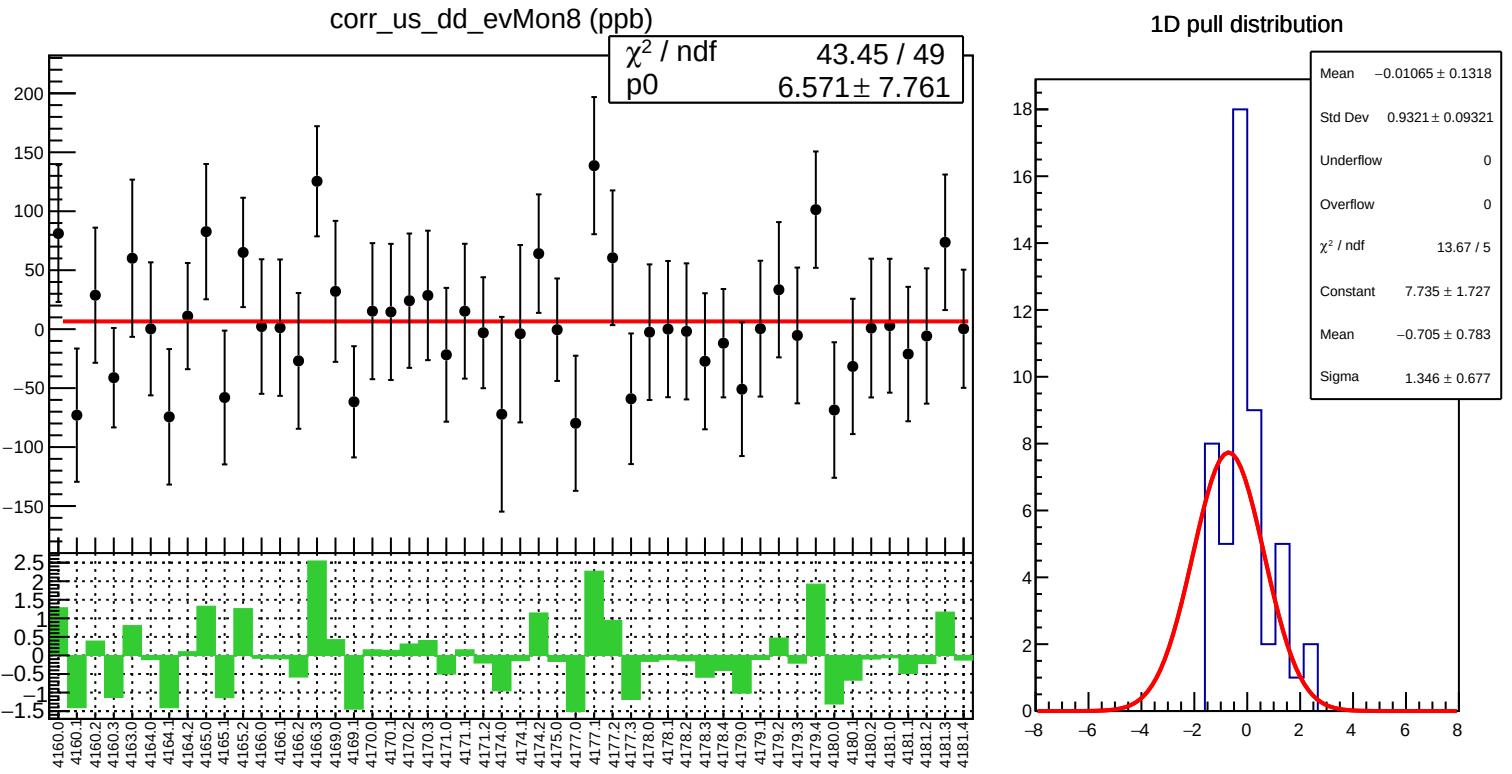
corr_us_dd_evMon8 (ppb)
χ² / ndf 43.45 / 49
p0 6.571 ± 7.761
1D pull distribution
Mean −0.01065 ± 0.1318
Std Dev 0.9321 ± 0.09321
Underflow 0
Overflow 0
χ² / ndf 13.67 / 5
Constant 7.735 ± 1.727
Mean −0.705 ± 0.783
Sigma 1.346 ± 0.677

corr_us_dd_evMon8 RMS (ppm)

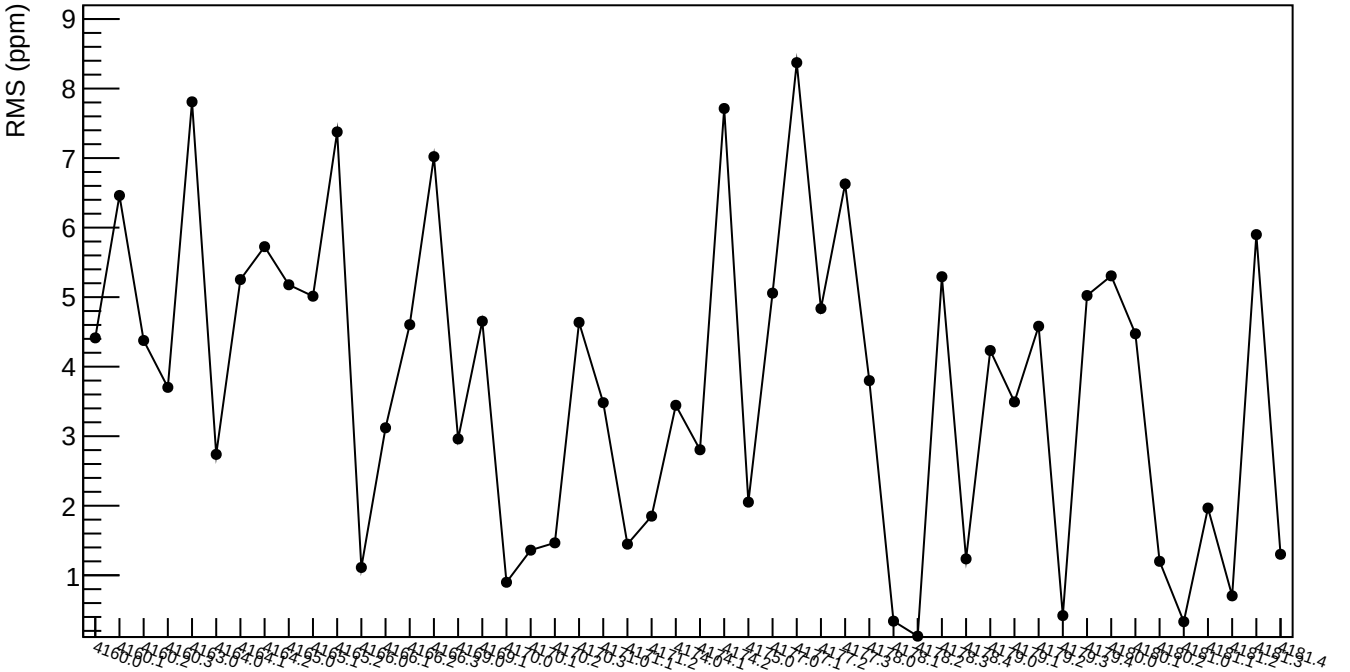

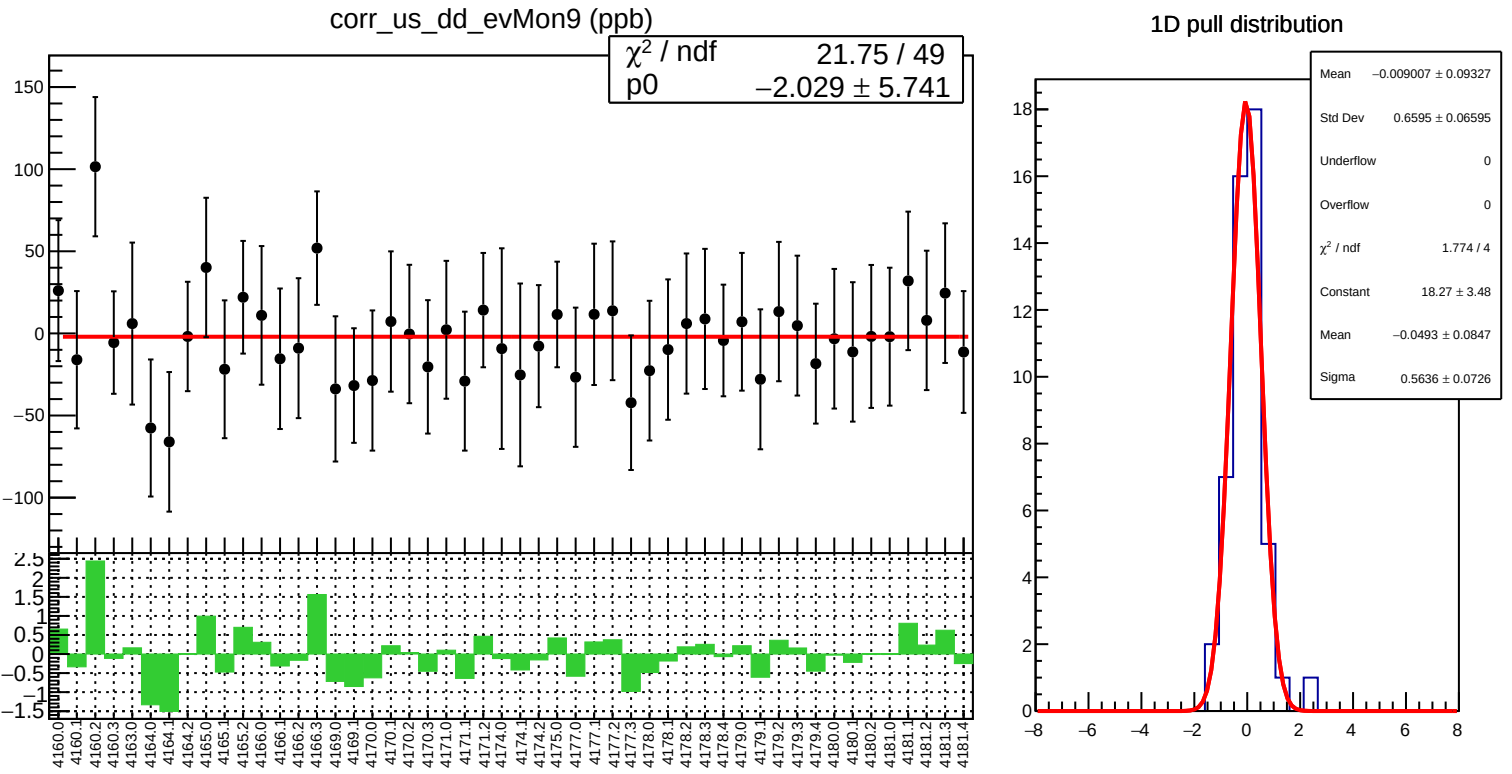
corr_us_dd_evMon9 (ppb)
χ² / ndf 21.75 / 49
p0 −2.029 ± 5.741
1D pull distribution
Mean −0.009007 ± 0.09327
Std Dev 0.6595 ± 0.06595
Underflow 0
Overflow 0
χ² / ndf 1.774 / 4
Constant 18.27 ± 3.48
Mean −0.0493 ± 0.0847
Sigma 0.5636 ± 0.0726

corr_us_dd_evMon9 RMS (ppm)

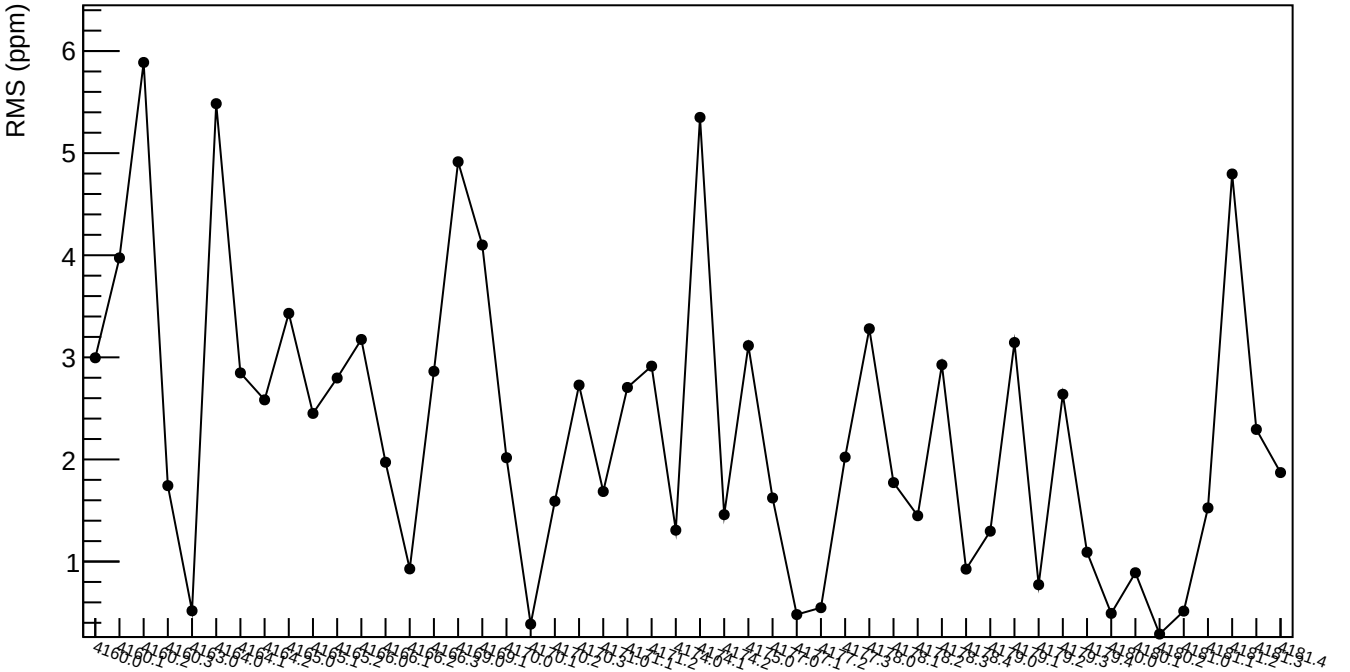

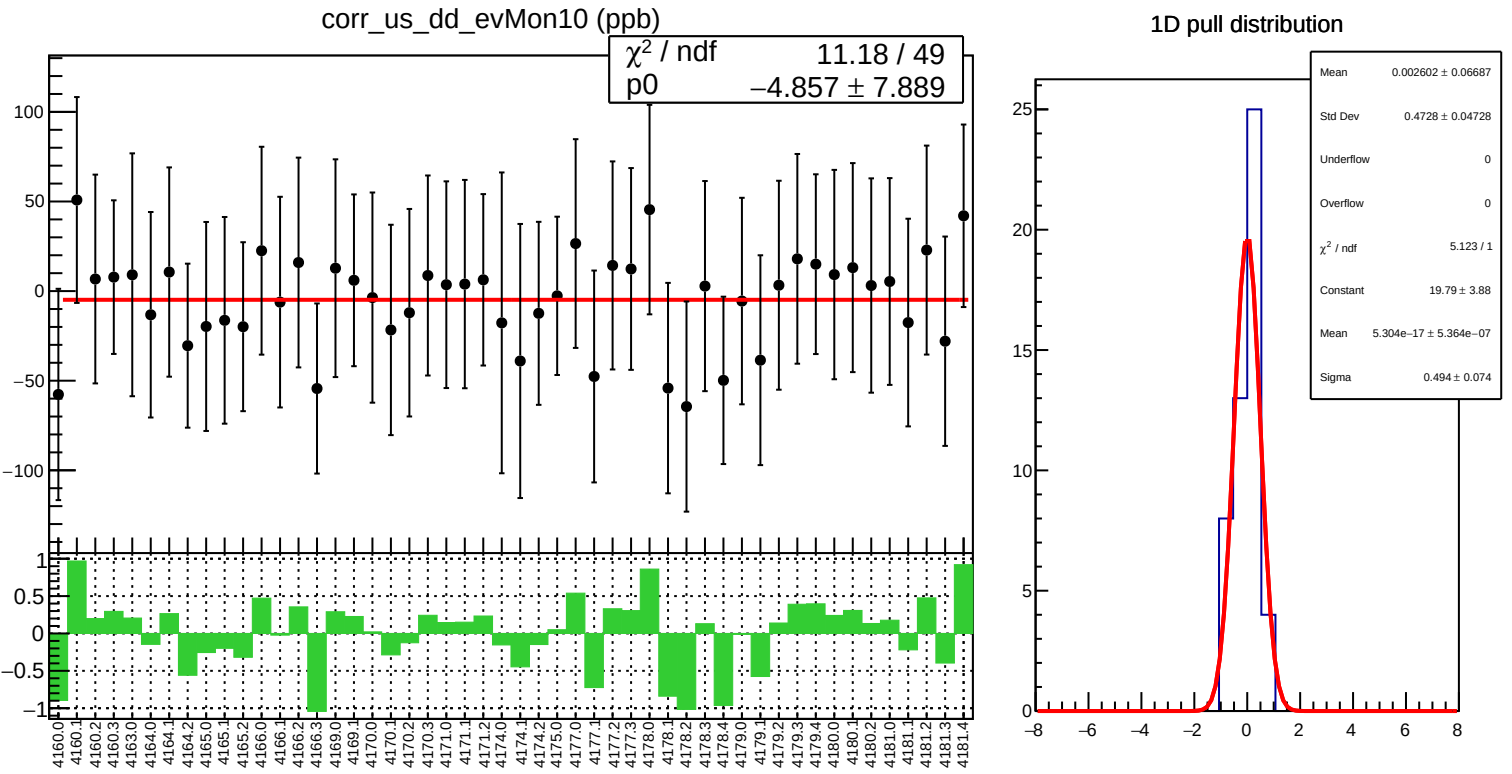
corr_us_dd_evMon10 (ppb)
χ² / ndf 11.18 / 49
p0 −4.857 ± 7.889
1D pull distribution
Mean 0.002602 ± 0.06687
Std Dev 0.4728 ± 0.04728
Underflow 0
Overflow 0
χ² / ndf 5.123 / 1
Constant 19.79 ± 3.88
Mean 5.304e−17 ± 5.364e−07
Sigma 0.494 ± 0.074

corr_us_dd_evMon10 RMS (ppm)

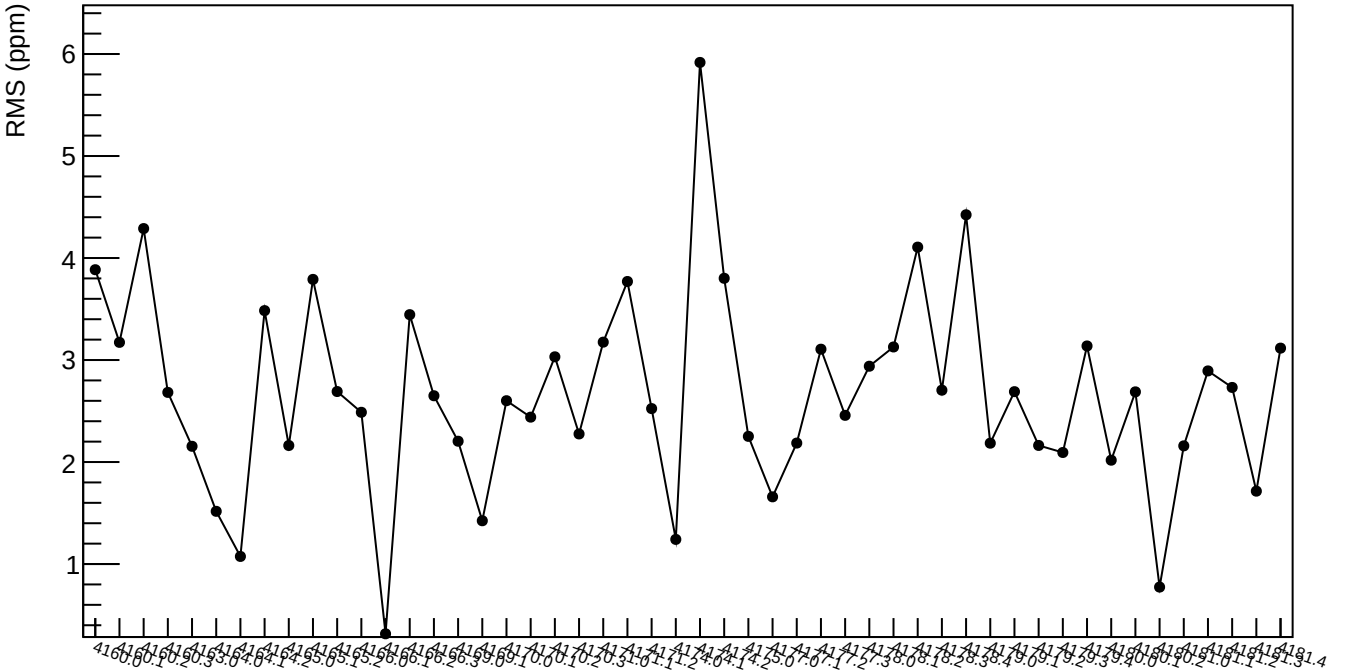

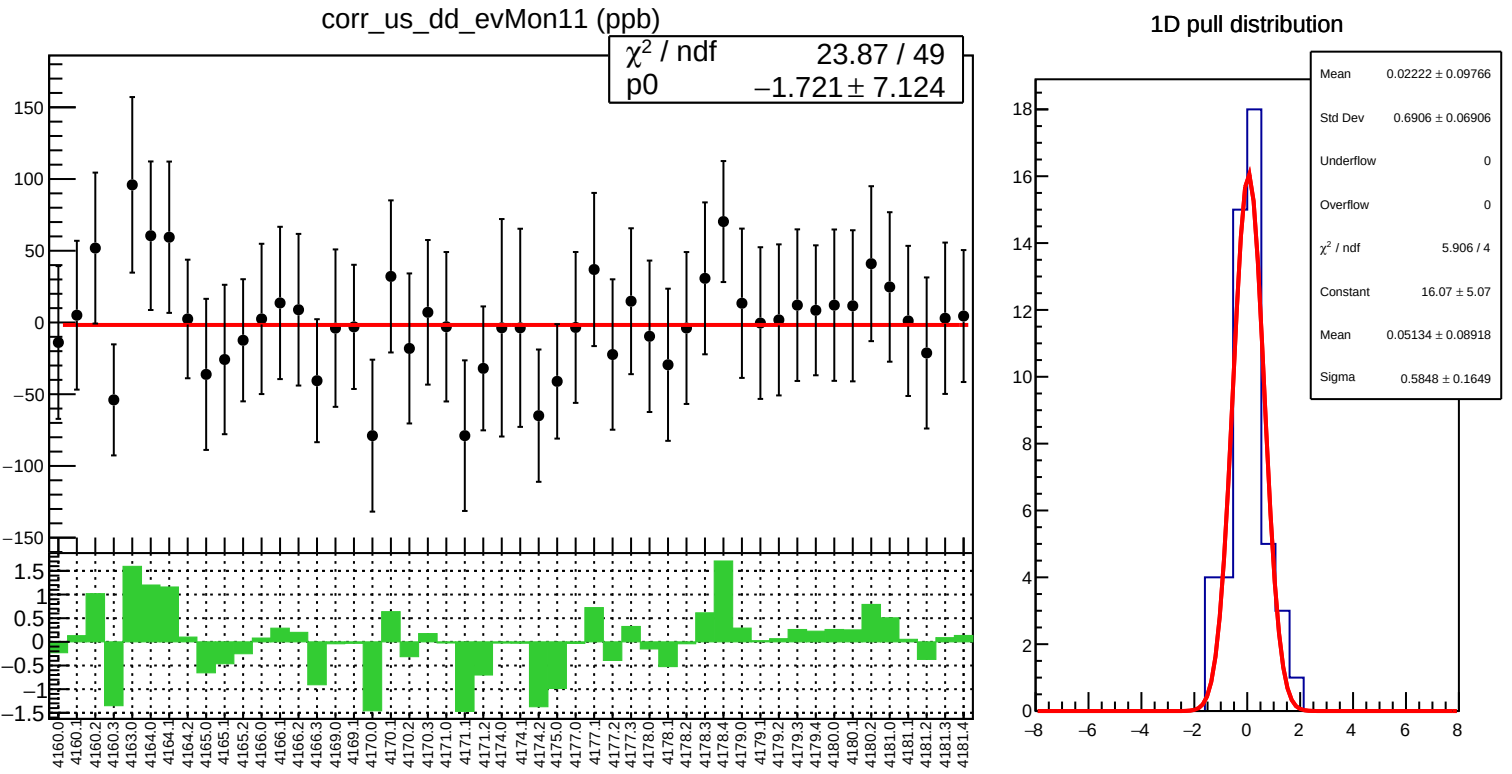
corr_us_dd_evMon11 (ppb)
χ² / ndf 23.87 / 49
p0 −1.721 ± 7.124
1D pull distribution
Mean 0.02222 ± 0.09766
Std Dev 0.6906 ± 0.06906
Underflow 0
Overflow 0
χ² / ndf 5.906 / 4
Constant 16.07 ± 5.07
Mean 0.05134 ± 0.08918
Sigma 0.5848 ± 0.1649

corr_us_dd_evMon11 RMS (ppm)

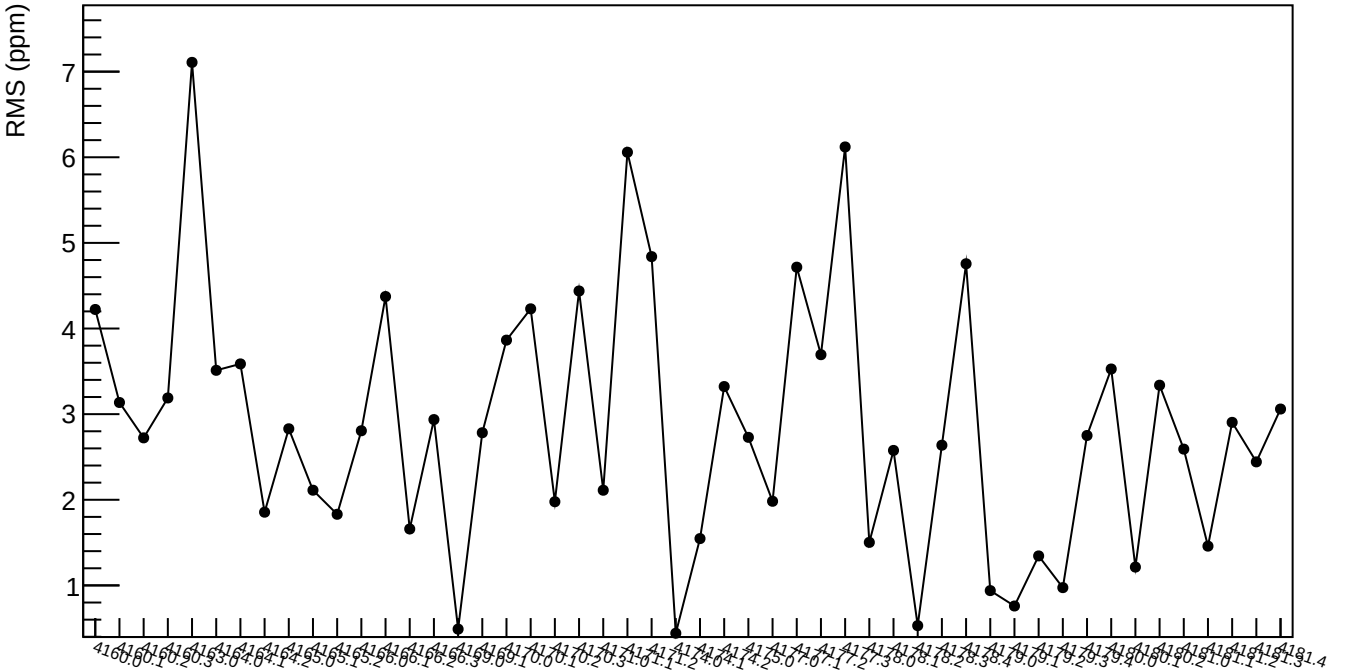

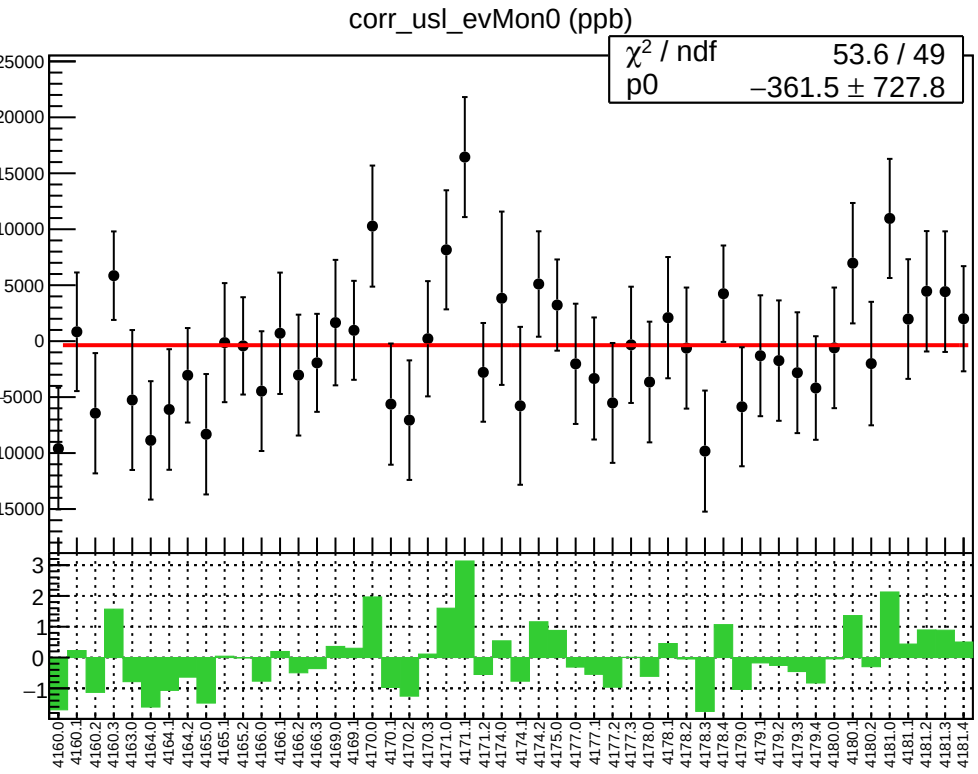
corr_usl_evMon0 (ppb)
χ² / ndf 53.6 / 49
p0 −361.5 ± 727.8
25000
20000
15000
10000
5000
0
−5000
−10000
−15000
3
2
1
0
−1
4160.0
4160.1
4160.2
4160.3
4163.0
4164.0
4164.1
4164.2
4165.0
4165.1
4165.2
4166.0
4166.1
4166.2
4166.3
4169.0
4169.1
4170.0
4170.1
4170.2
4170.3
4171.0
4171.1
4171.2
4174.0
4174.1
4174.2
4175.0
4177.0
4177.1
4177.2
4177.3
4178.0
4178.1
4178.2
4178.3
4178.4
4179.0
4179.1
4179.2
4179.3
4179.4
4180.0
4180.1
4180.2
4181.0
4181.1
4181.2
4181.3
4181.4

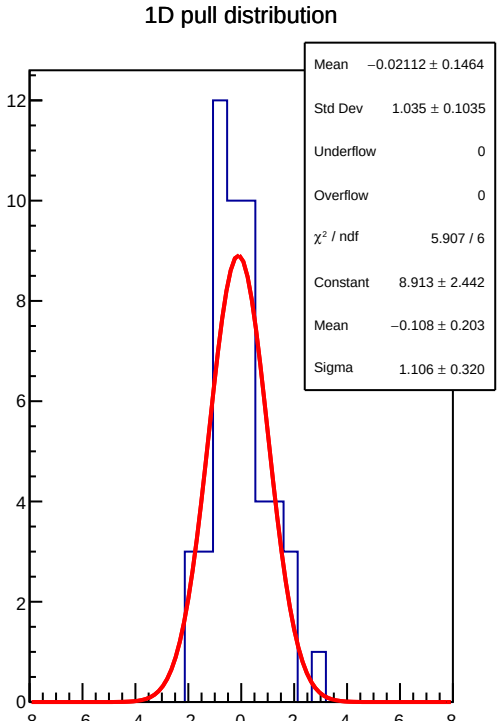
1D pull distribution
Mean −0.02112 ± 0.1464
Std Dev 1.035 ± 0.1035
Underflow 0
Overflow 0
χ² / ndf 5.907 / 6
Constant 8.913 ± 2.442
Mean −0.108 ± 0.203
Sigma 1.106 ± 0.320
12
10
8
6
4
2
0
−8
−6
−4
−2
0
2
4
6
8

corr_usl_evMon0 RMS (ppm)

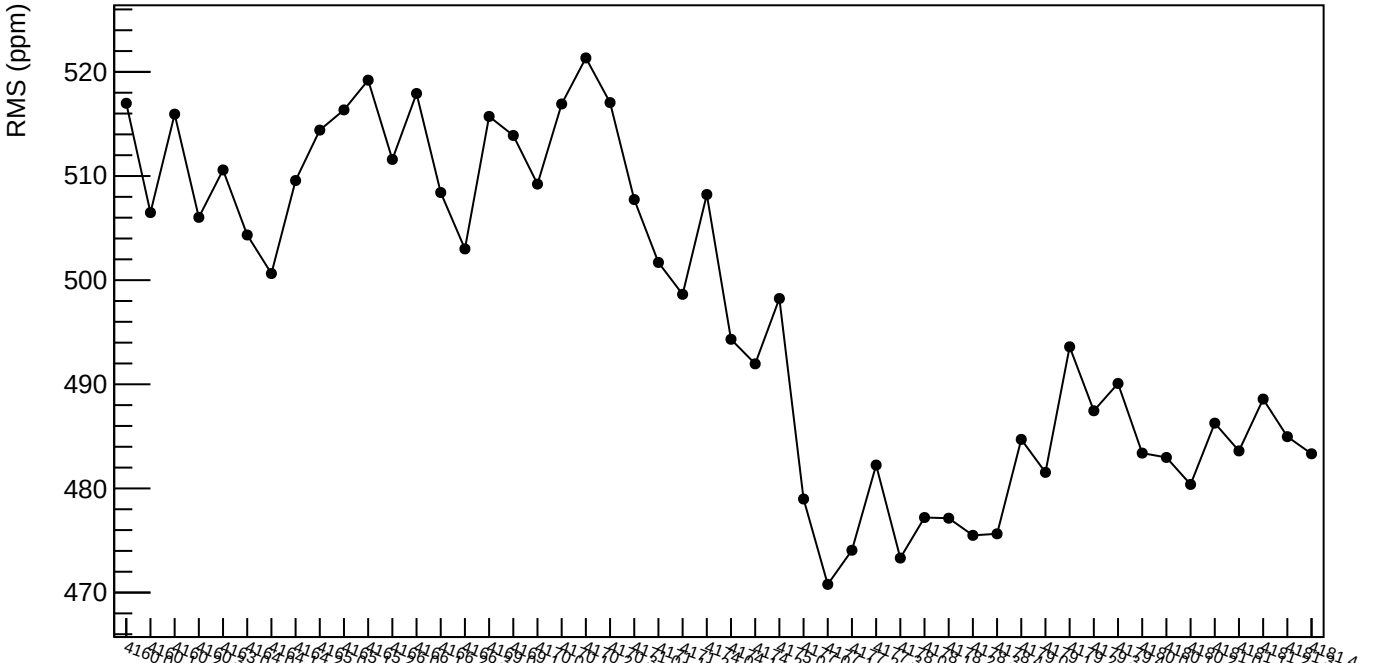

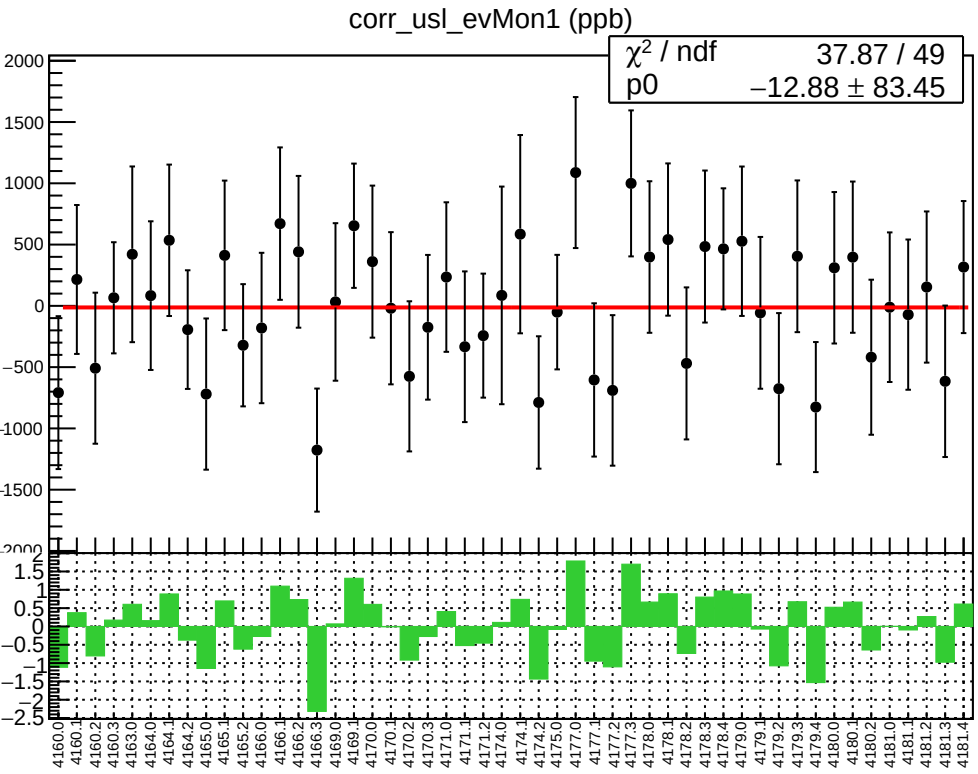
corr_usl_evMon1 (ppb)
χ² / ndf 37.87 / 49
p0 −12.88 ± 83.45

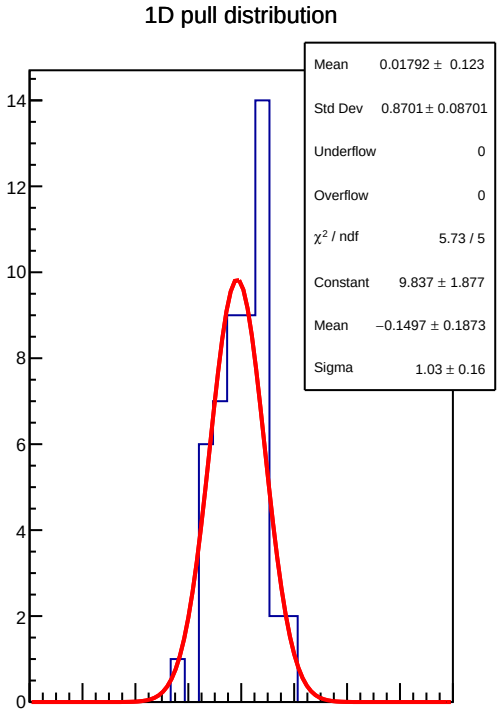
1D pull distribution
Mean 0.01792 ± 0.123
Std Dev 0.8701 ± 0.08701
Underflow 0
Overflow 0
χ² / ndf 5.73 / 5
Constant 9.837 ± 1.877
Mean −0.1497 ± 0.1873
Sigma 1.03 ± 0.16

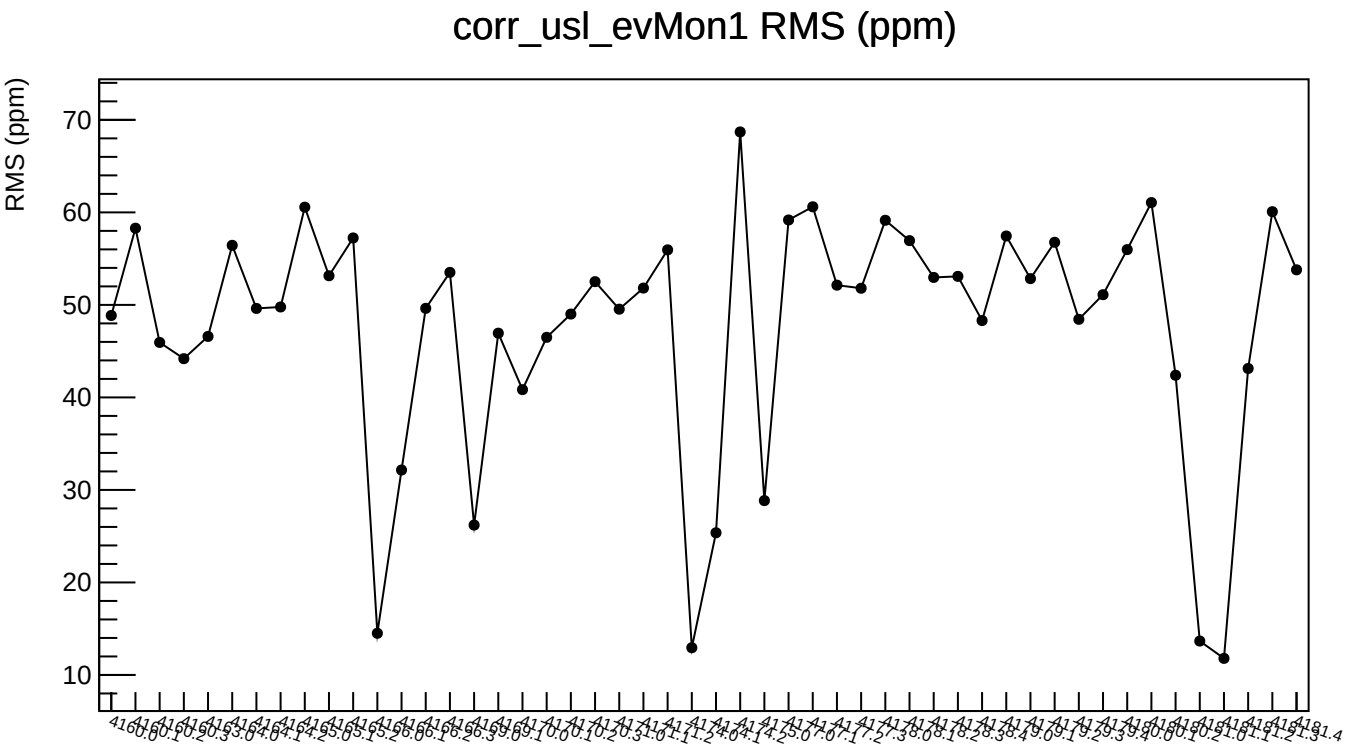
corr_usl_evMon1 RMS (ppm)
RMS (ppm)
70
60
50
40
30
20
10

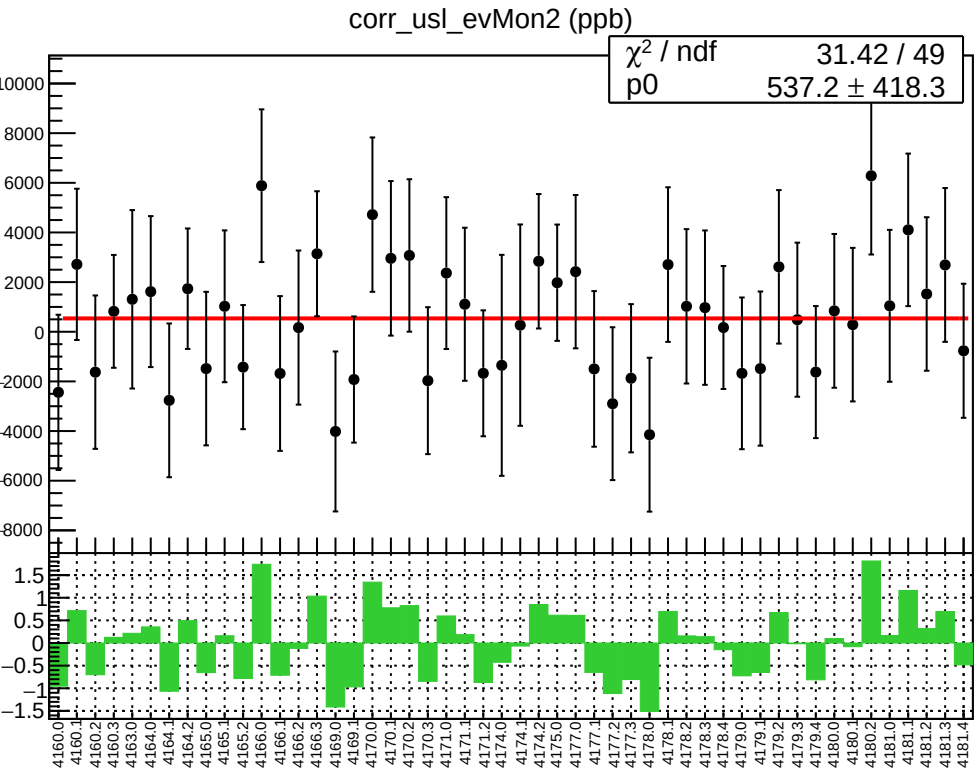
corr_usl_evMon2 (ppb)
χ² / ndf 31.42 / 49
p0 537.2 ± 418.3

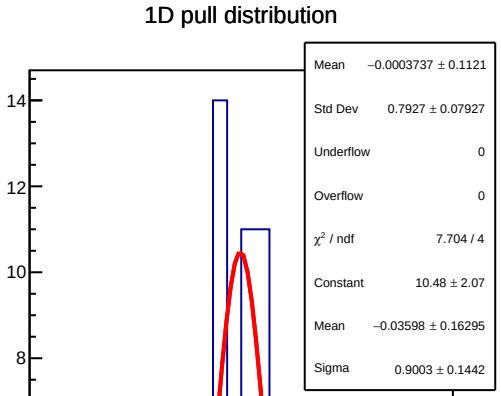
1D pull distribution
Mean −0.0003737 ± 0.1121
Std Dev 0.7927 ± 0.07927
Underflow 0
Overflow 0
χ² / ndf 7.704 / 4
Constant 10.48 ± 2.07
Mean −0.03598 ± 0.16295
Sigma 0.9003 ± 0.1442

corr_usl_evMon2 RMS (ppm)

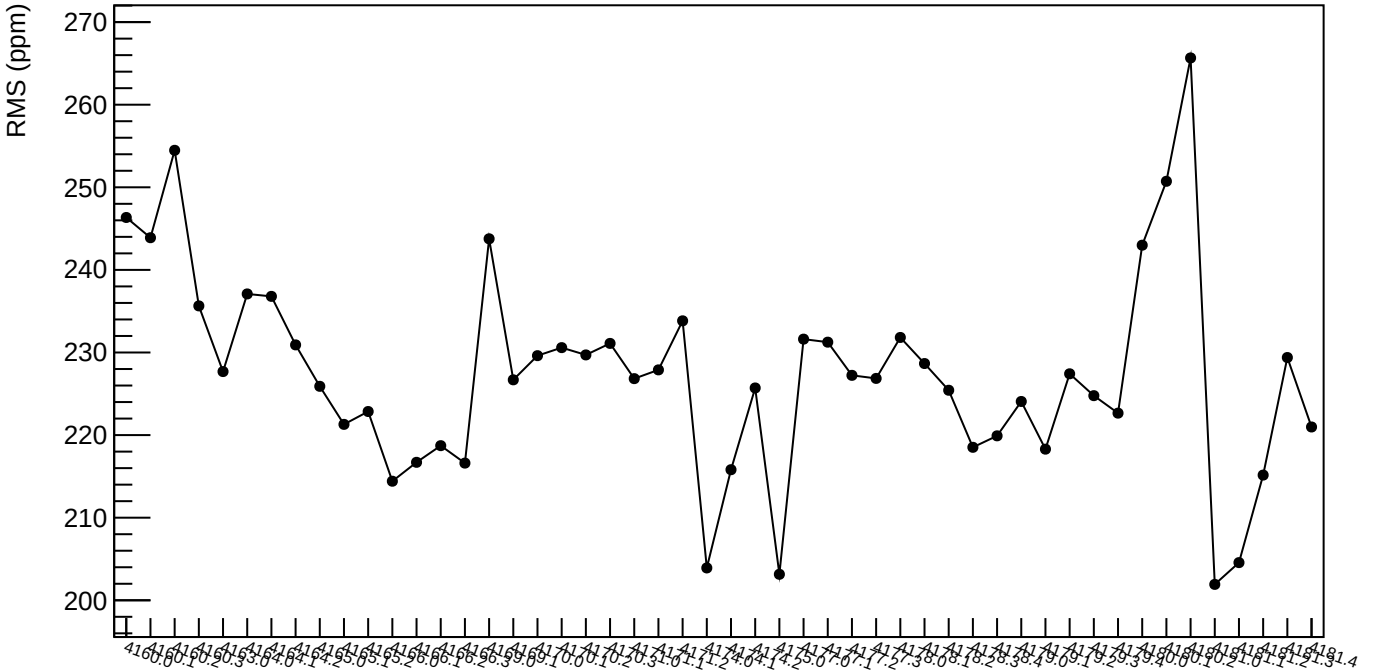

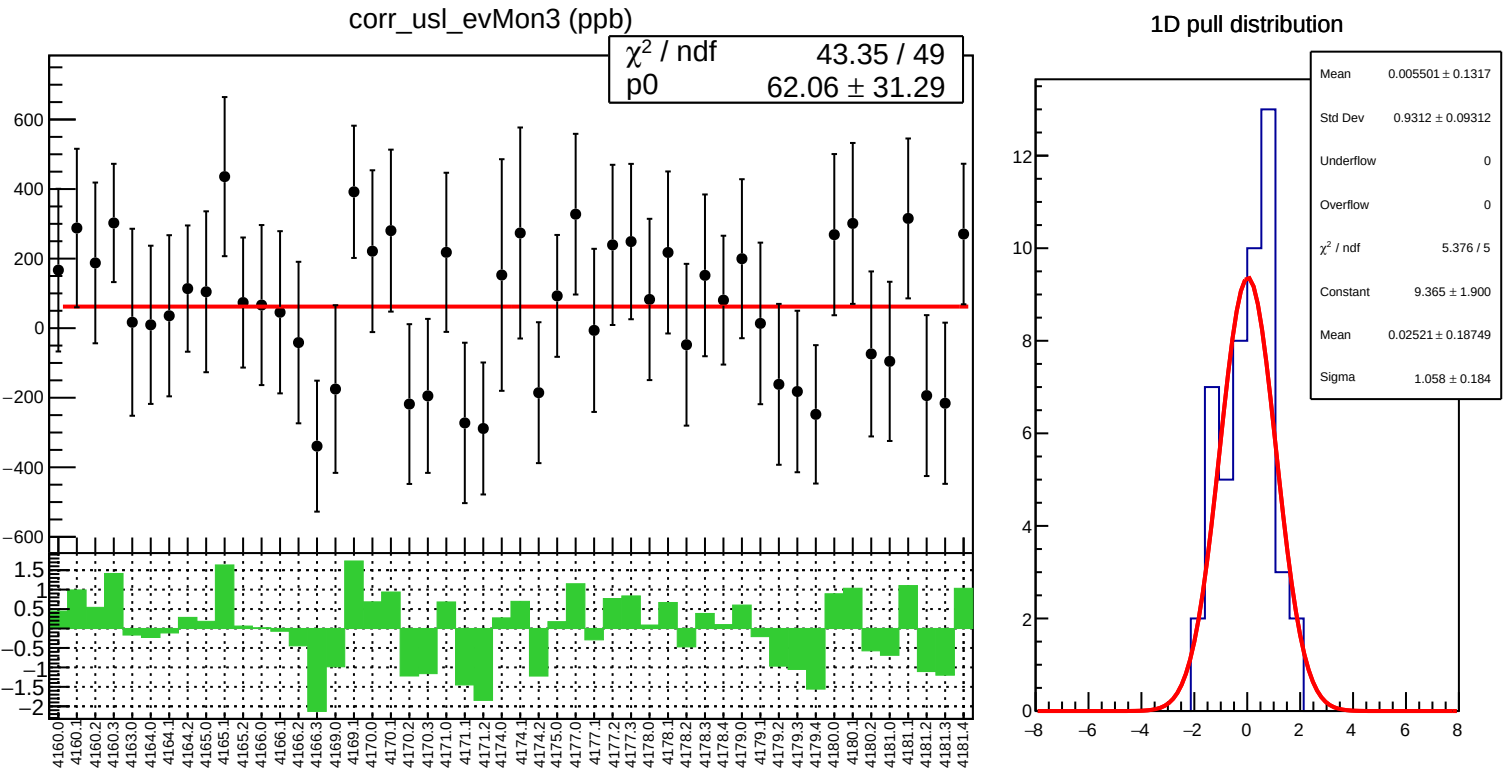
corr_usl_evMon3 (ppb)
χ² / ndf 43.35 / 49
p0 62.06 ± 31.29
1D pull distribution
Mean 0.005501 ± 0.1317
Std Dev 0.9312 ± 0.09312
Underflow 0
Overflow 0
χ² / ndf 5.376 / 5
Constant 9.365 ± 1.900
Mean 0.02521 ± 0.18749
Sigma 1.058 ± 0.184

corr_usl_evMon3 RMS (ppm)

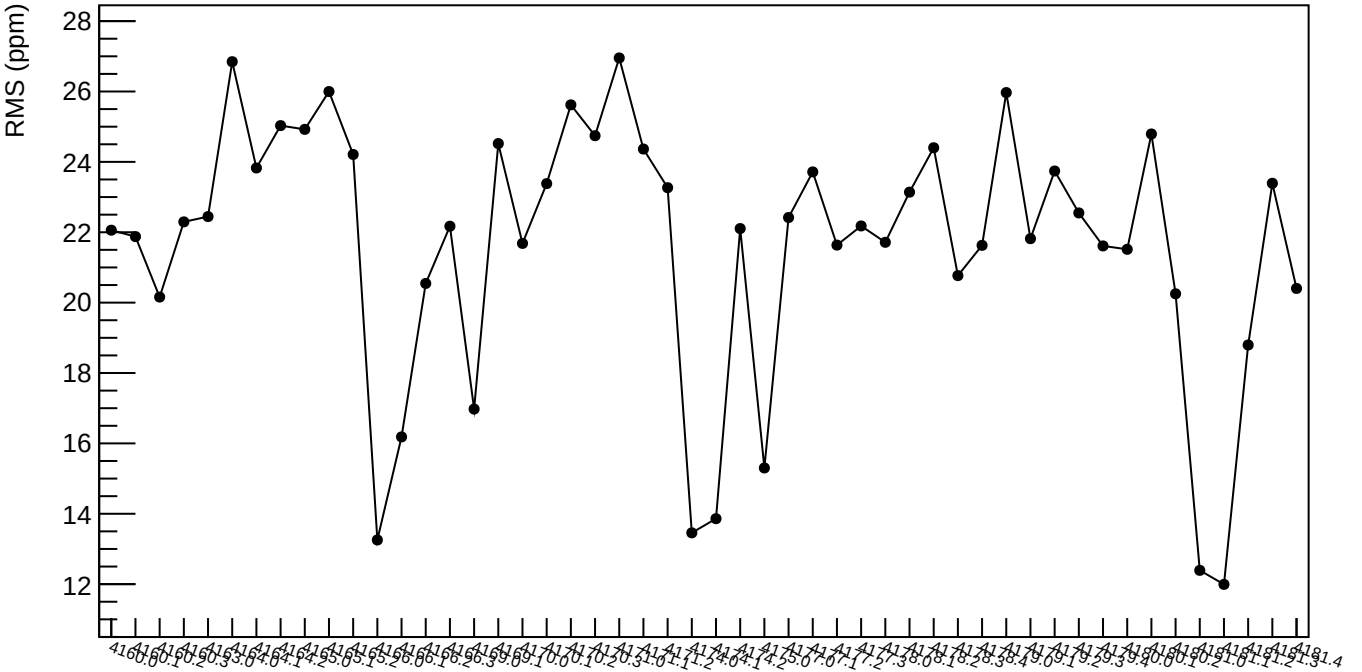

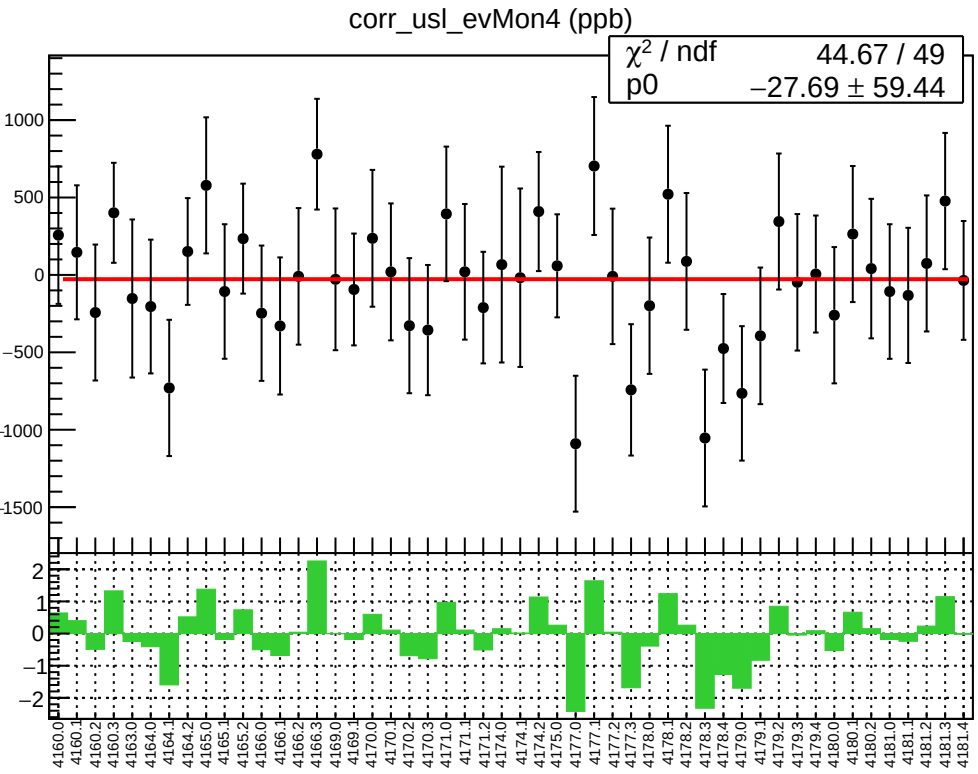
corr_usl_evMon4 (ppb)
χ² / ndf 44.67 / 49
p0 −27.69 ± 59.44
1000
500
0
−500
−1000
−1500
2
1
0
−1
−2
4160.0
4160.1
4160.2
4160.3
4163.0
4164.0
4164.1
4164.2
4165.0
4165.1
4165.2
4166.0
4166.1
4166.2
4166.3
4169.0
4169.1
4170.0
4170.1
4170.2
4170.3
4171.0
4171.1
4171.2
4174.0
4174.1
4174.2
4175.0
4177.0
4177.1
4177.2
4177.3
4178.0
4178.1
4178.2
4178.3
4178.4
4179.0
4179.1
4179.2
4179.3
4179.4
4180.0
4180.1
4180.2
4181.0
4181.1
4181.2
4181.3
4181.4

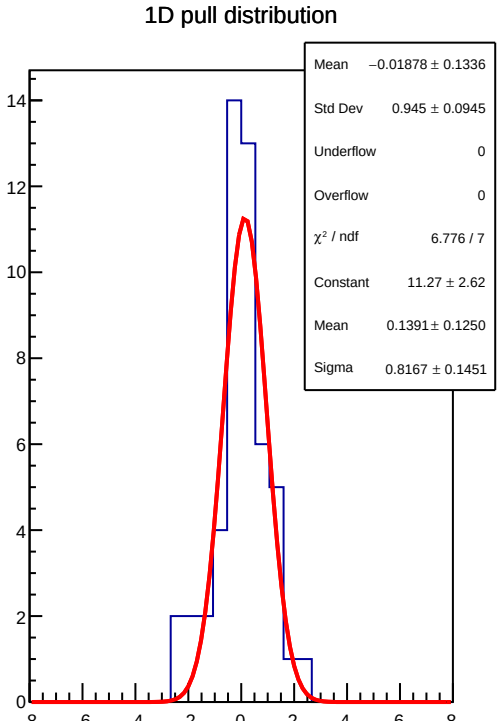
1D pull distribution
Mean −0.01878 ± 0.1336
Std Dev 0.945 ± 0.0945
Underflow 0
Overflow 0
χ² / ndf 6.776 / 7
Constant 11.27 ± 2.62
Mean 0.1391 ± 0.1250
Sigma 0.8167 ± 0.1451
14
12
10
8
6
4
2
0
−8
−6
−4
−2
0
2
4
6
8

corr_usl_evMon4 RMS (ppm)

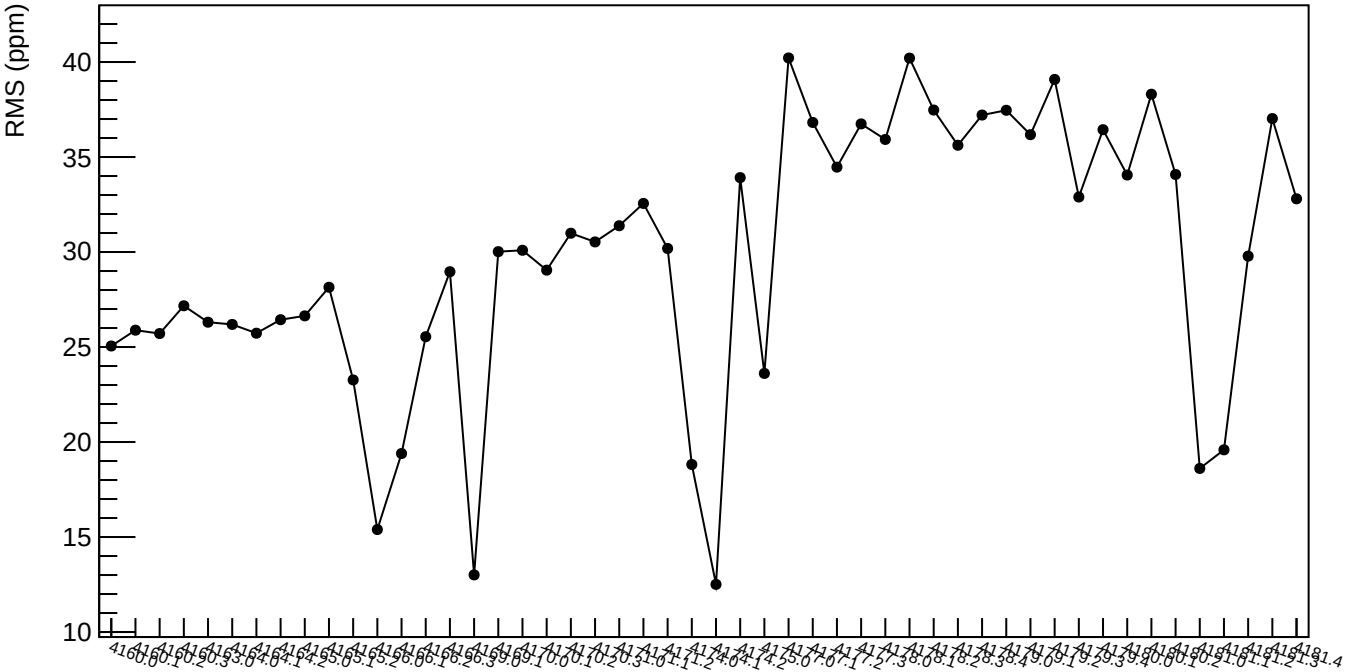

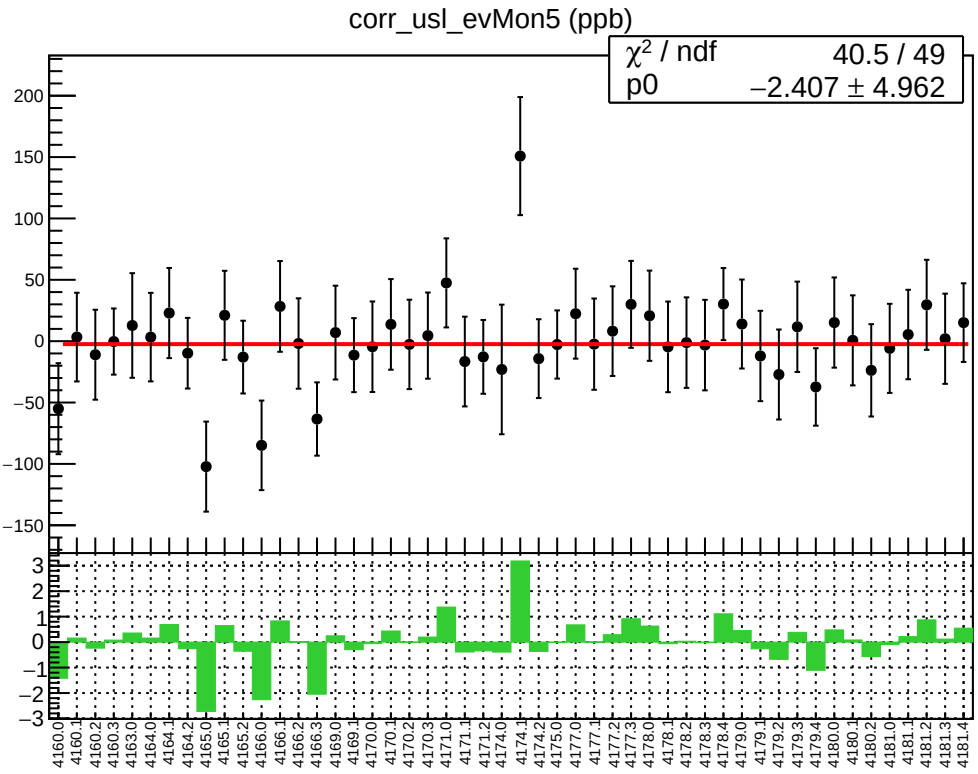
corr_usl_evMon5 (ppb)
χ² / ndf 40.5 / 49
p0 −2.407 ± 4.962
200
150
100
50
0
−50
−100
−150
3
2
1
0
−1
−2
−3
4160.0
4160.1
4160.2
4160.3
4163.0
4164.0
4164.1
4164.2
4165.0
4165.1
4165.2
4166.0
4166.1
4166.2
4166.3
4169.0
4169.1
4170.0
4170.1
4170.2
4170.3
4171.0
4171.1
4171.2
4174.0
4174.1
4174.2
4175.0
4177.0
4177.1
4177.2
4177.3
4178.0
4178.1
4178.2
4178.3
4178.4
4179.0
4179.1
4179.2
4179.3
4179.4
4180.0
4180.1
4180.2
4181.0
4181.1
4181.2
4181.3
4181.4

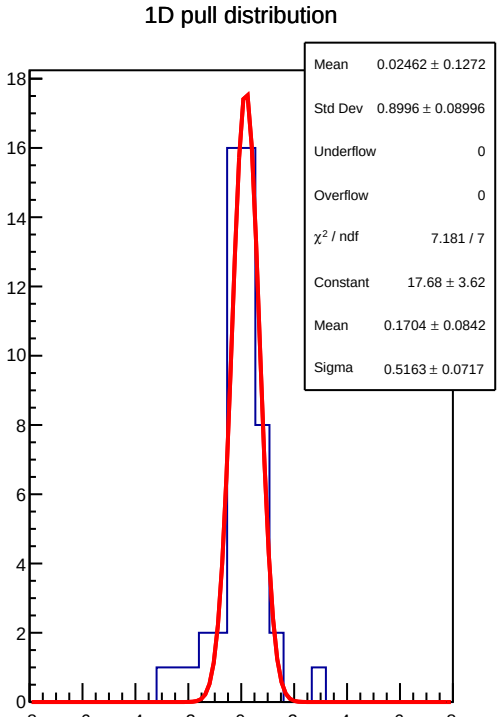
1D pull distribution
Mean 0.02462 ± 0.1272
Std Dev 0.8996 ± 0.08996
Underflow 0
Overflow 0
χ² / ndf 7.181 / 7
Constant 17.68 ± 3.62
Mean 0.1704 ± 0.0842
Sigma 0.5163 ± 0.0717
18
16
14
12
10
8
6
4
2
0
−8
−6
−4
−2
0
2
4
6
8

corr_usl_evMon5 RMS (ppm)

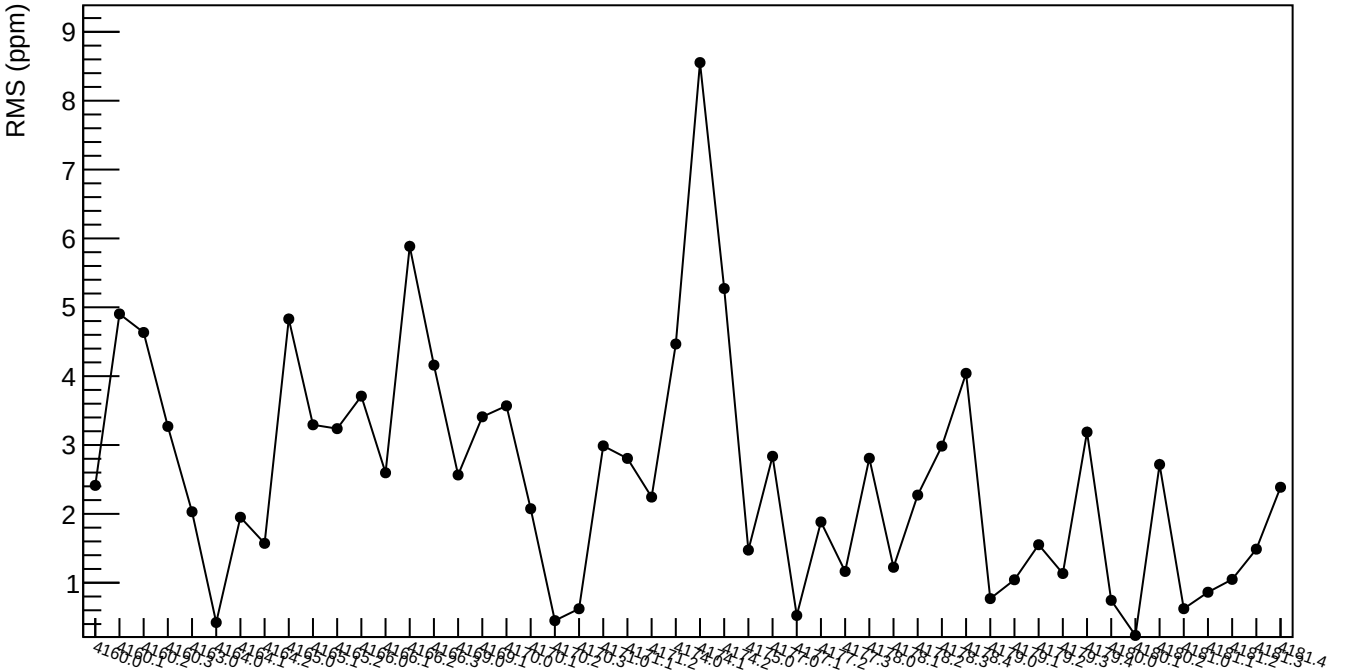

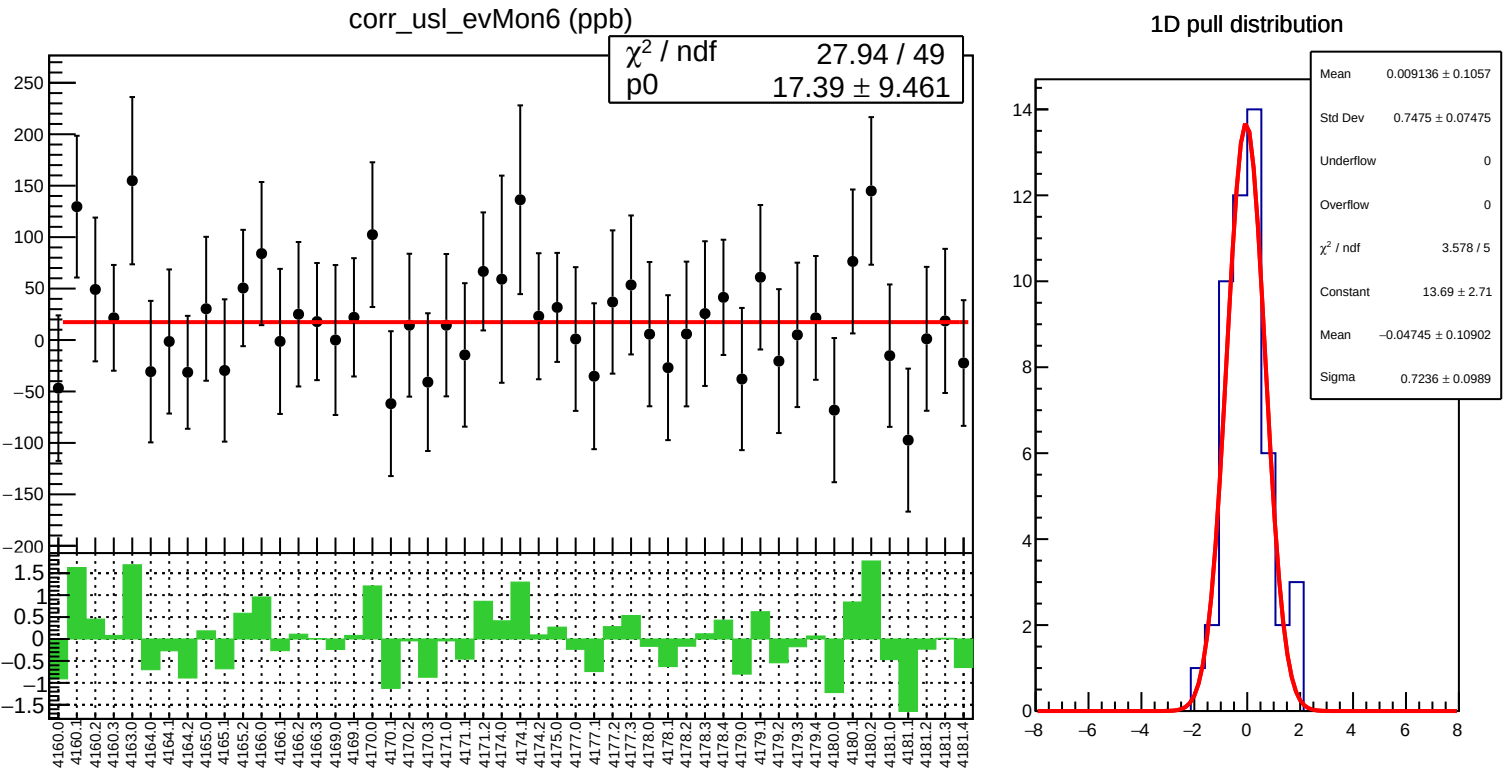
corr_usl_evMon6 (ppb)
χ² / ndf 27.94 / 49
p0 17.39 ± 9.461
1D pull distribution
Mean 0.009136 ± 0.1057
Std Dev 0.7475 ± 0.07475
Underflow 0
Overflow 0
χ² / ndf 3.578 / 5
Constant 13.69 ± 2.71
Mean −0.04745 ± 0.10902
Sigma 0.7236 ± 0.0989

corr_usl_evMon6 RMS (ppm)

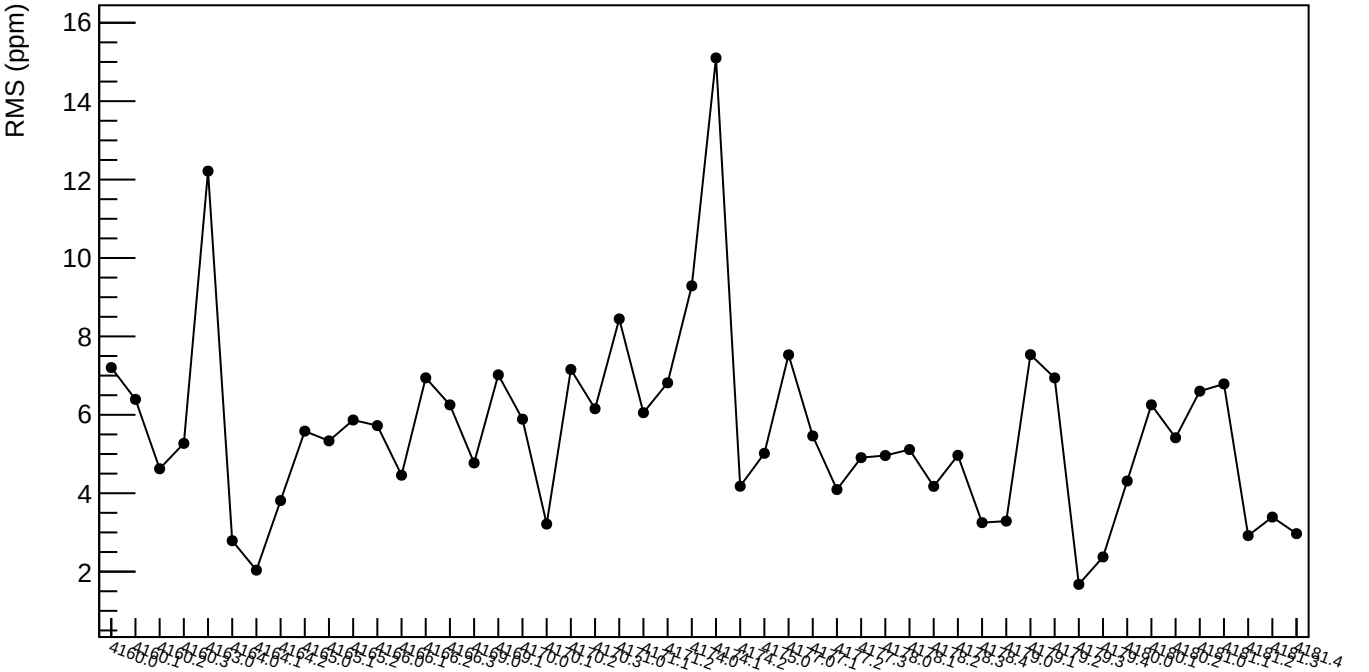

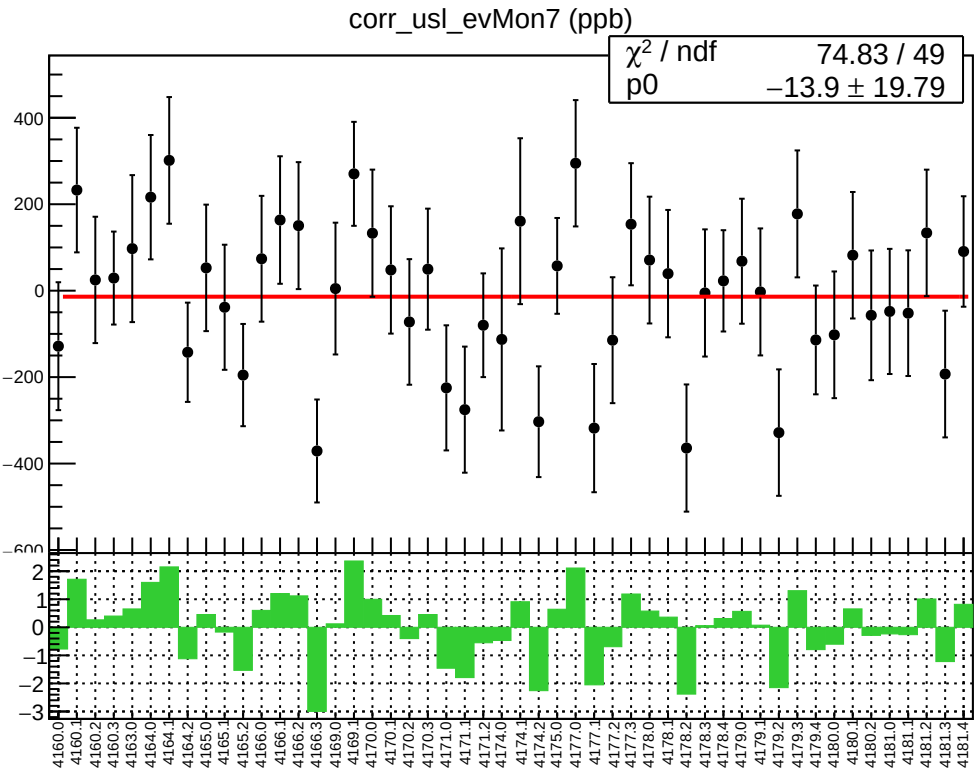
corr_usl_evMon7 (ppb)
χ² / ndf 74.83 / 49
p0 −13.9 ± 19.79

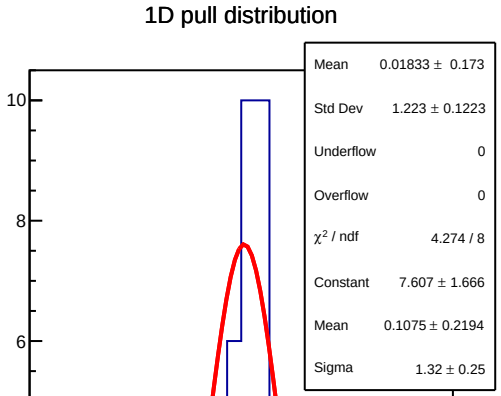
1D pull distribution
Mean 0.01833 ± 0.173
Std Dev 1.223 ± 0.1223
Underflow 0
Overflow 0
χ² / ndf 4.274 / 8
Constant 7.607 ± 1.666
Mean 0.1075 ± 0.2194
Sigma 1.32 ± 0.25

corr_usl_evMon7 RMS (ppm)

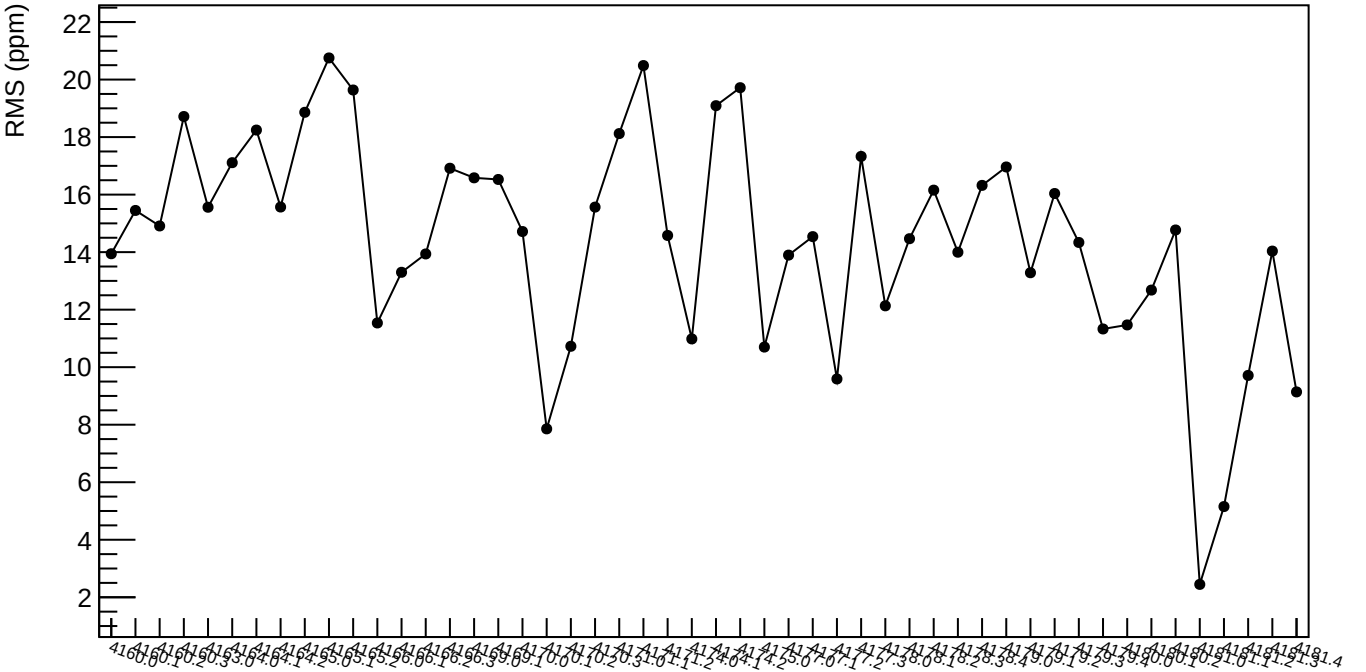

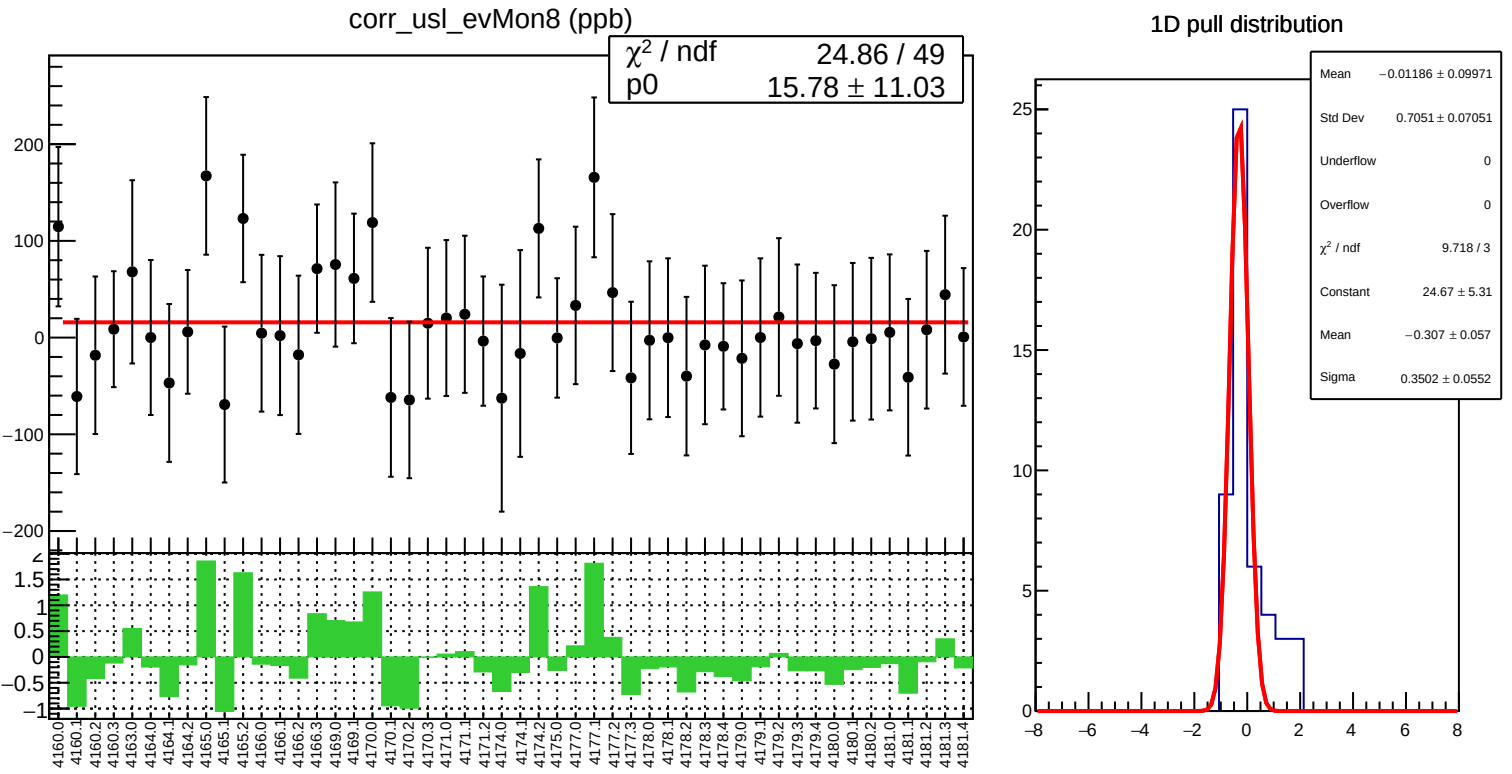
corr_usl_evMon8 (ppb)
χ² / ndf 24.86 / 49
p0 15.78 ± 11.03
1D pull distribution
Mean −0.01186 ± 0.09971
Std Dev 0.7051 ± 0.07051
Underflow 0
Overflow 0
χ² / ndf 9.718 / 3
Constant 24.67 ± 5.31
Mean −0.307 ± 0.057
Sigma 0.3502 ± 0.0552

corr_usl_evMon8 RMS (ppm)

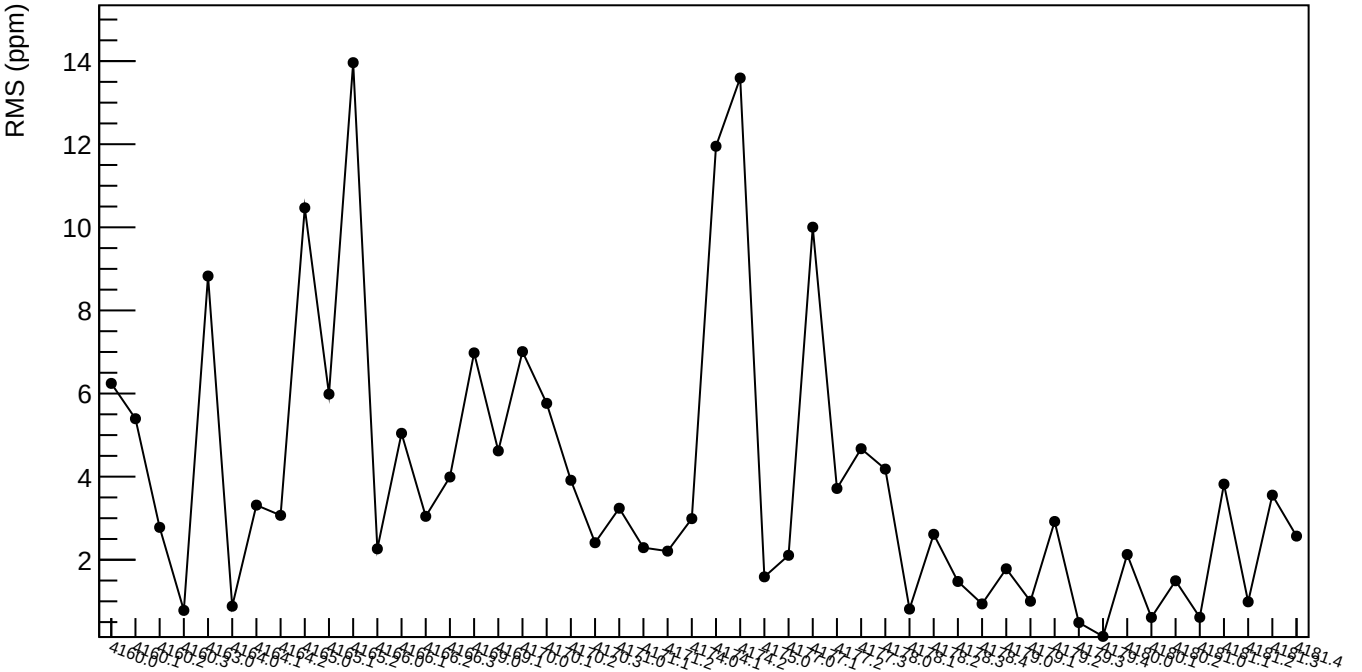

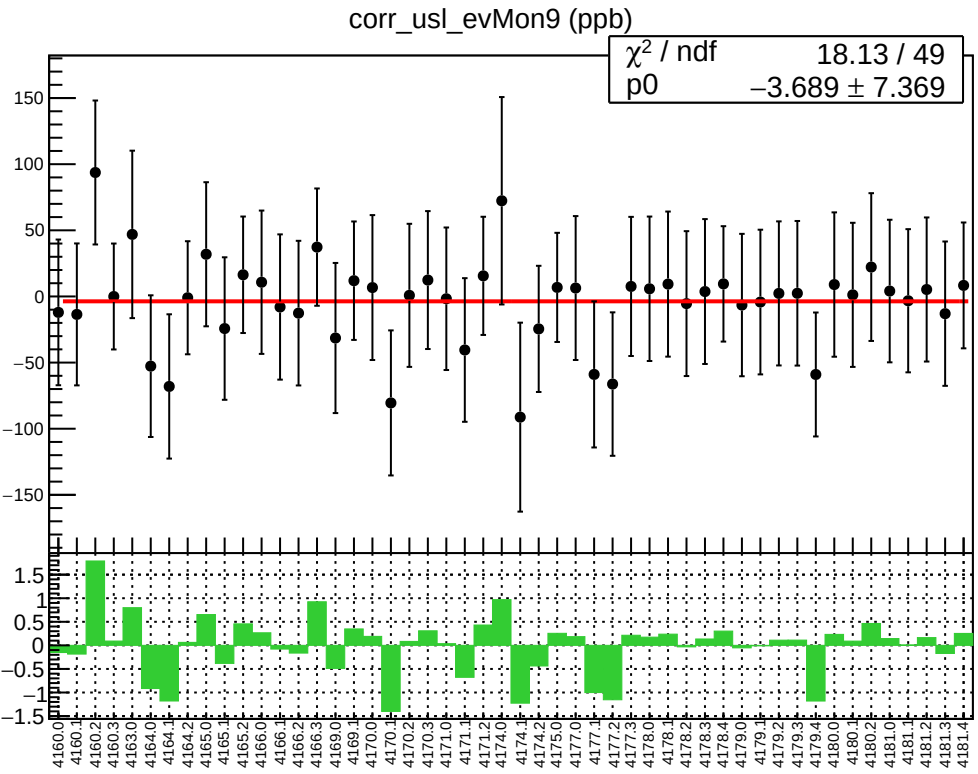
corr_usl_evMon9 (ppb)
χ² / ndf 18.13 / 49
p0 −3.689 ± 7.369
Pull distribution

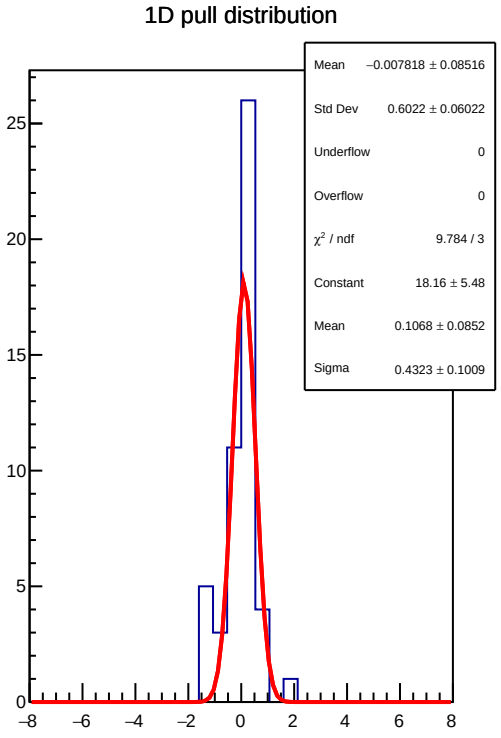
1D pull distribution
Mean −0.007818 ± 0.08516
Std Dev 0.6022 ± 0.06022
Underflow 0
Overflow 0
χ² / ndf 9.784 / 3
Constant 18.16 ± 5.48
Mean 0.1068 ± 0.0852
Sigma 0.4323 ± 0.1009

corr_usl_evMon9 RMS (ppm)

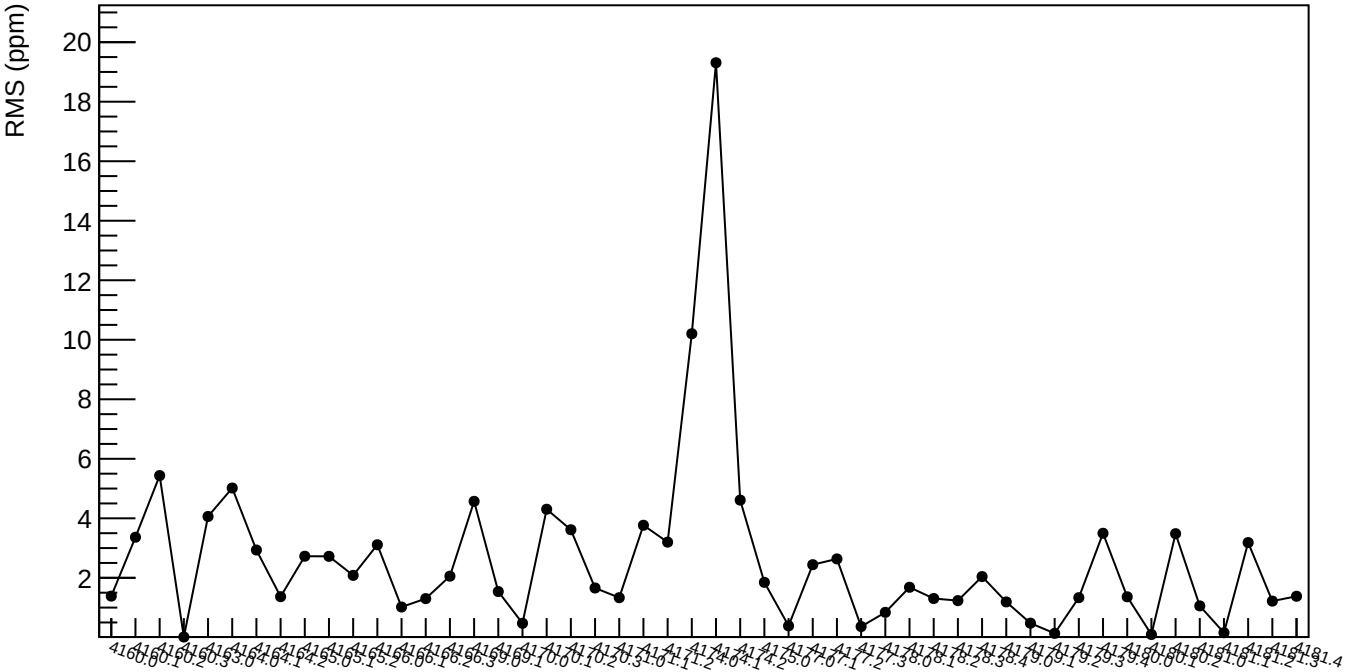

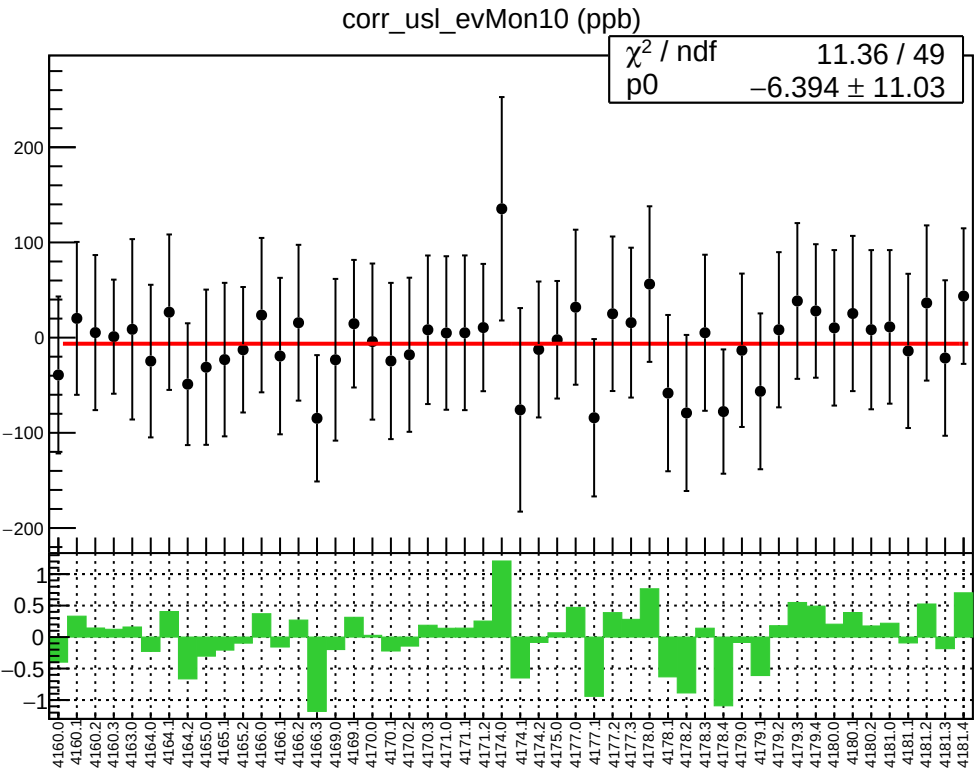
corr_usl_evMon10 (ppb)
χ² / ndf 11.36 / 49
p0 −6.394 ± 11.03
200
100
0
−100
−200
1
0.5
0
−0.5
−1
4160.0
4160.1
4160.2
4160.3
4163.0
4164.0
4164.1
4164.2
4165.0
4165.1
4165.2
4166.0
4166.1
4166.2
4166.3
4169.0
4169.1
4170.0
4170.1
4170.2
4170.3
4171.0
4171.1
4171.2
4174.0
4174.1
4174.2
4175.0
4177.0
4177.1
4177.2
4177.3
4178.0
4178.1
4178.2
4178.3
4178.4
4179.0
4179.1
4179.2
4179.3
4179.4
4180.0
4180.1
4180.2
4181.0
4181.1
4181.2
4181.3
4181.4

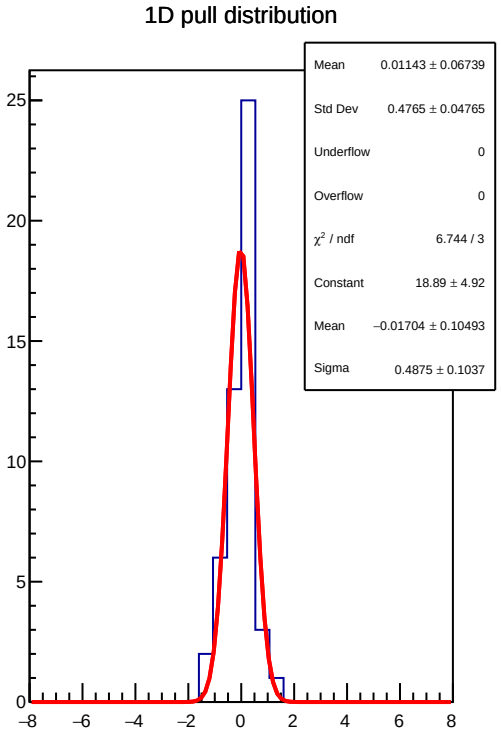
1D pull distribution
Mean 0.01143 ± 0.06739
Std Dev 0.4765 ± 0.04765
Underflow 0
Overflow 0
χ² / ndf 6.744 / 3
Constant 18.89 ± 4.92
Mean −0.01704 ± 0.10493
Sigma 0.4875 ± 0.1037
25
20
15
10
5
0
−8
−6
−4
−2
0
2
4
6
8

corr_usl_evMon10 RMS (ppm)

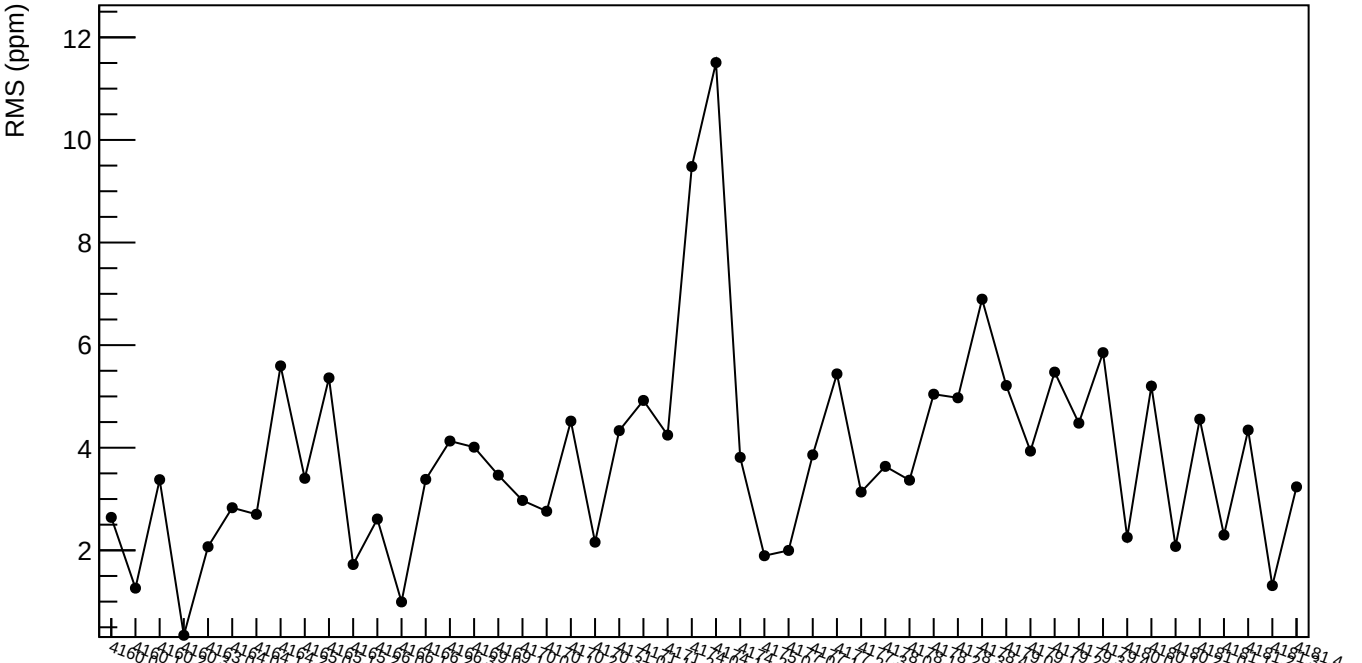

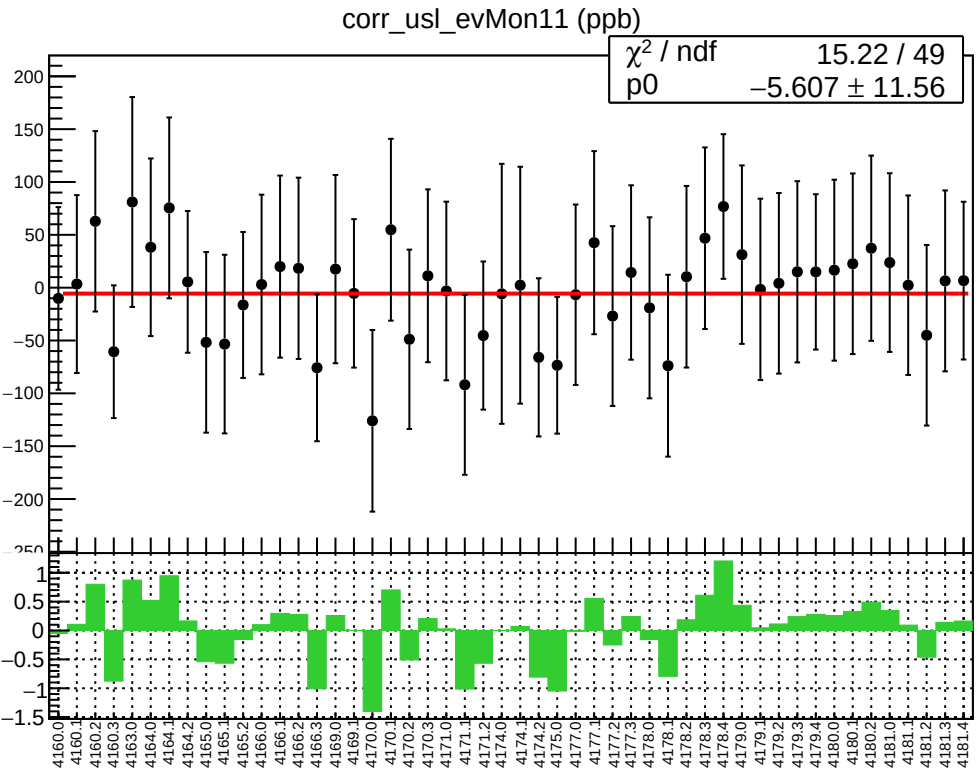
corr_usl_evMon11 (ppb)
χ² / ndf 15.22 / 49
p0 −5.607 ± 11.56

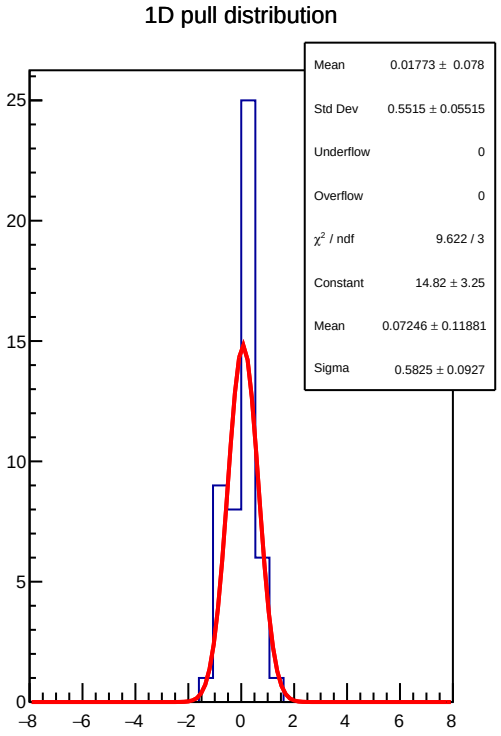
1D pull distribution
Mean 0.01773 ± 0.078
Std Dev 0.5515 ± 0.05515
Underflow 0
Overflow 0
χ² / ndf 9.622 / 3
Constant 14.82 ± 3.25
Mean 0.07246 ± 0.11881
Sigma 0.5825 ± 0.0927

corr_usl_evMon11 RMS (ppm)

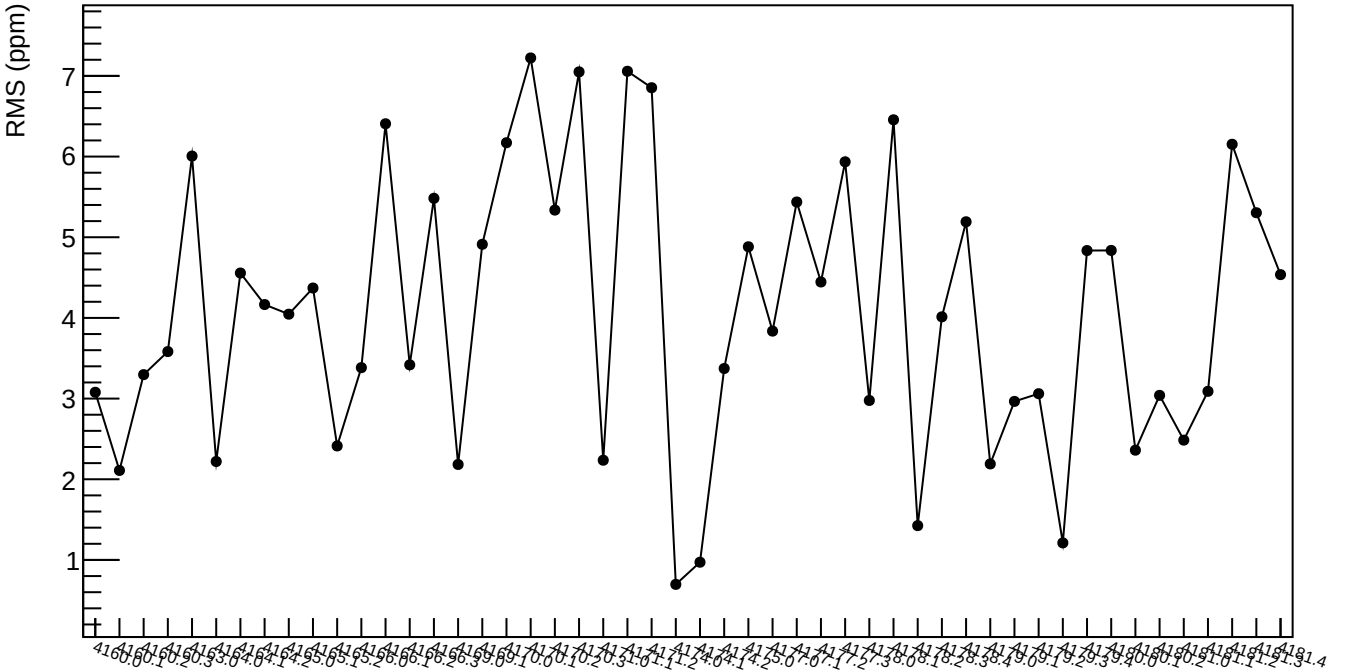

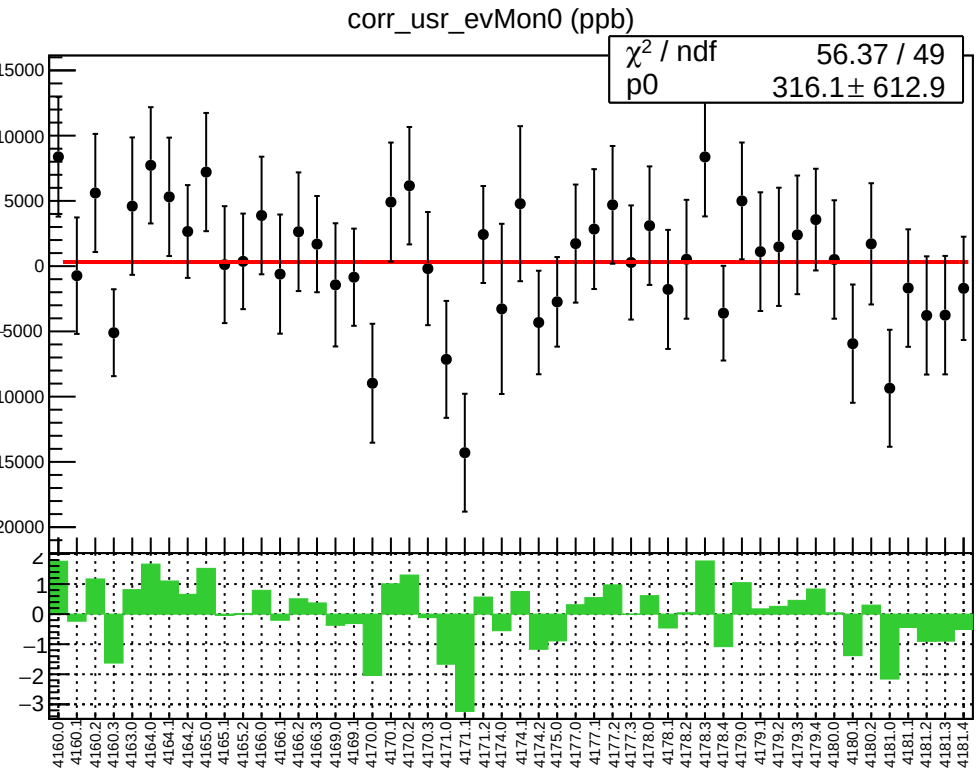
corr_usr_evMon0 (ppb)
χ² / ndf 56.37 / 49
p0 316.1 ± 612.9

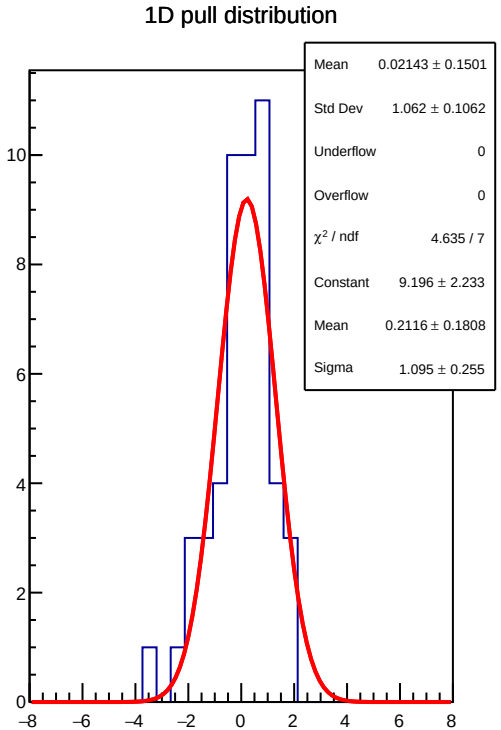
1D pull distribution
Mean 0.02143 ± 0.1501
Std Dev 1.062 ± 0.1062
Underflow 0
Overflow 0
χ² / ndf 4.635 / 7
Constant 9.196 ± 2.233
Mean 0.2116 ± 0.1808
Sigma 1.095 ± 0.255

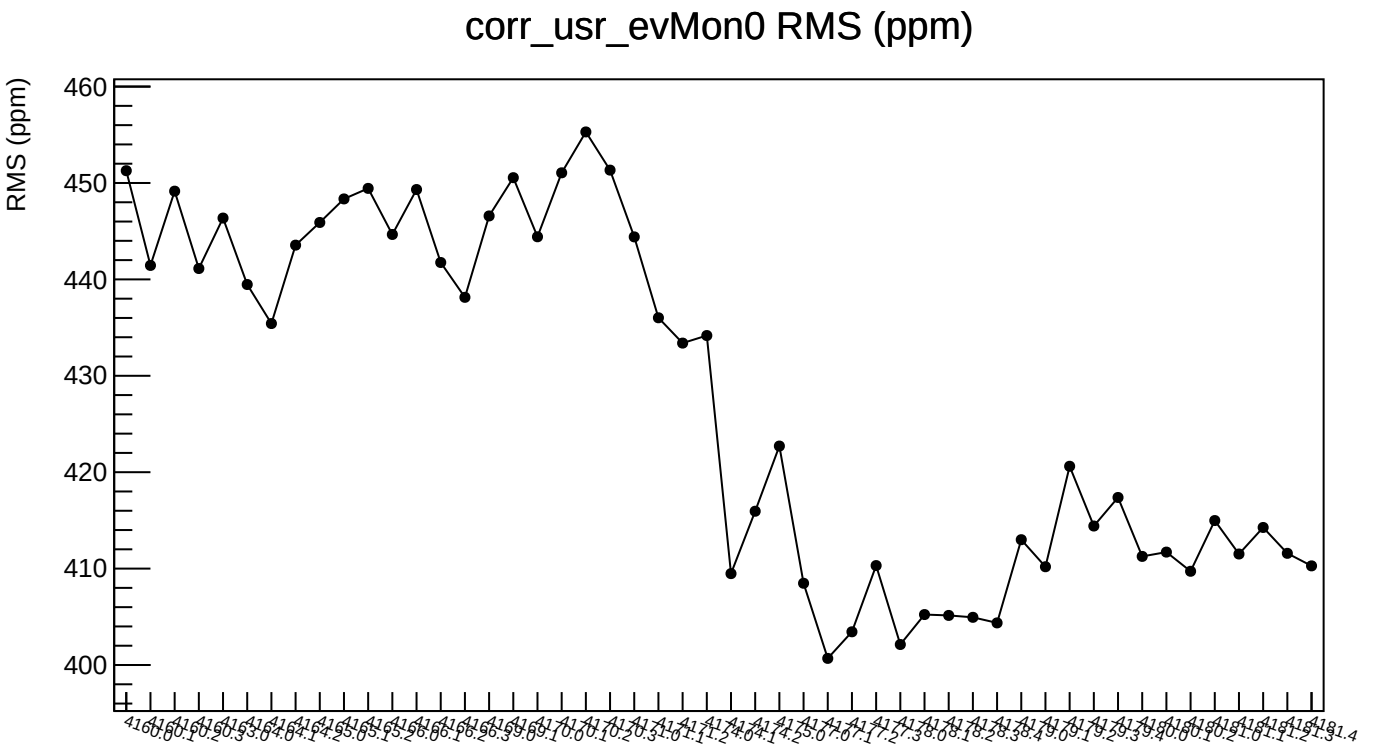
corr_usr_evMon0 RMS (ppm)
RMS (ppm)
460
450
440
430
420
410
400

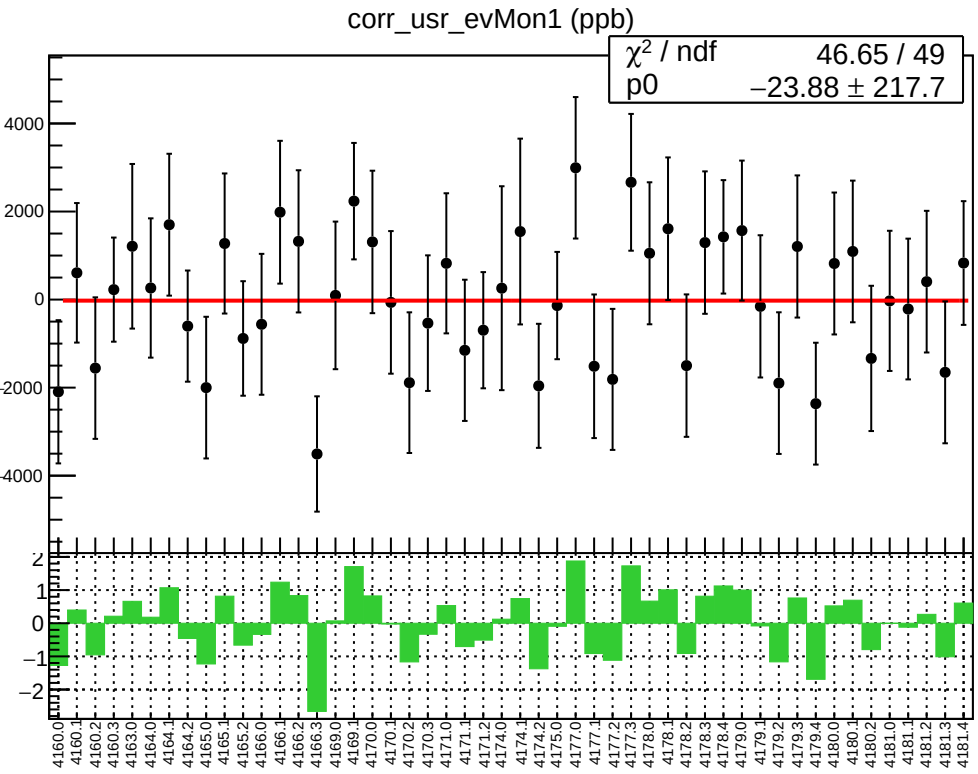
corr_usr_evMon1 (ppb)
χ² / ndf 46.65 / 49
p0 −23.88 ± 217.7
4000
2000
0
-2000
-4000
2
1
0
−1
−2
4160.0
4160.1
4160.2
4160.3
4163.0
4164.0
4164.1
4164.2
4165.0
4165.1
4165.2
4166.0
4166.1
4166.2
4166.3
4169.0
4169.1
4170.0
4170.1
4170.2
4170.3
4171.0
4171.1
4171.2
4174.0
4174.1
4174.2
4175.0
4177.0
4177.1
4177.2
4177.3
4178.0
4178.1
4178.2
4178.3
4178.4
4179.0
4179.1
4179.2
4179.3
4179.4
4180.0
4180.1
4180.2
4181.0
4181.1
4181.2
4181.3
4181.4

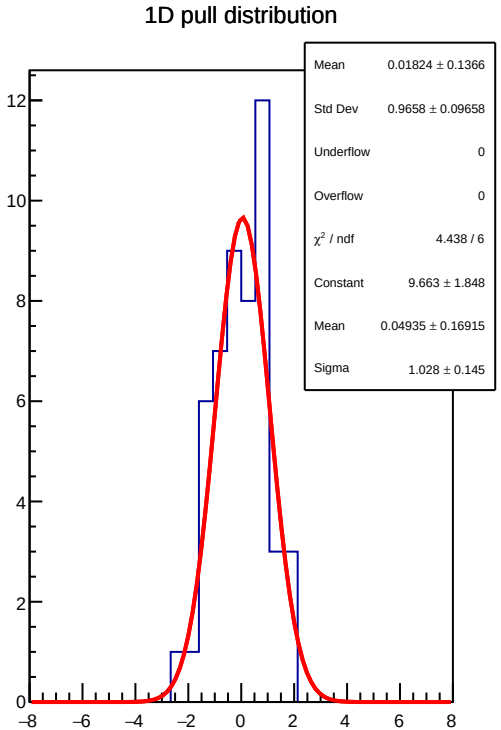
1D pull distribution
Mean 0.01824 ± 0.1366
Std Dev 0.9658 ± 0.09658
Underflow 0
Overflow 0
χ² / ndf 4.438 / 6
Constant 9.663 ± 1.848
Mean 0.04935 ± 0.16915
Sigma 1.028 ± 0.145
12
10
8
6
4
2
0
−8
−6
−4
−2
0
2
4
6
8

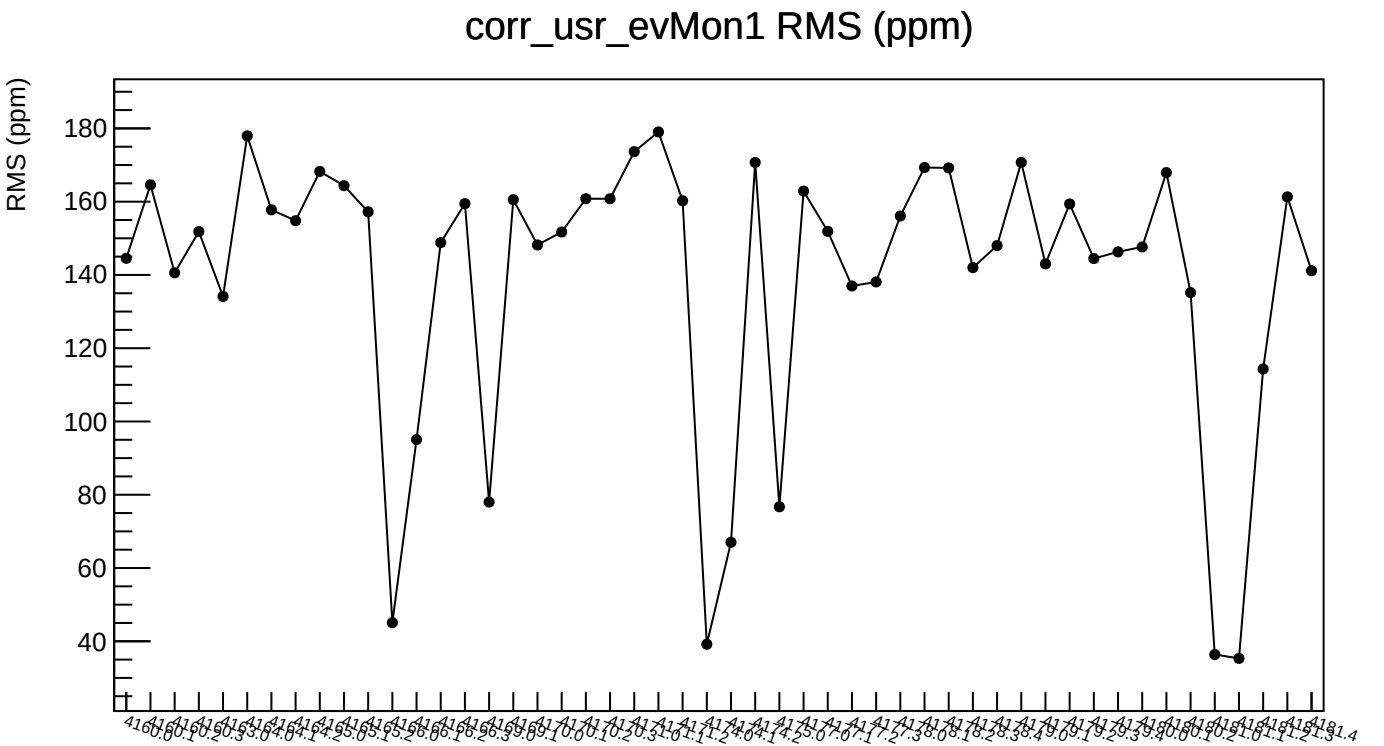
corr_usr_evMon1 RMS (ppm)
RMS (ppm)
180
160
140
120
100
80
60
40

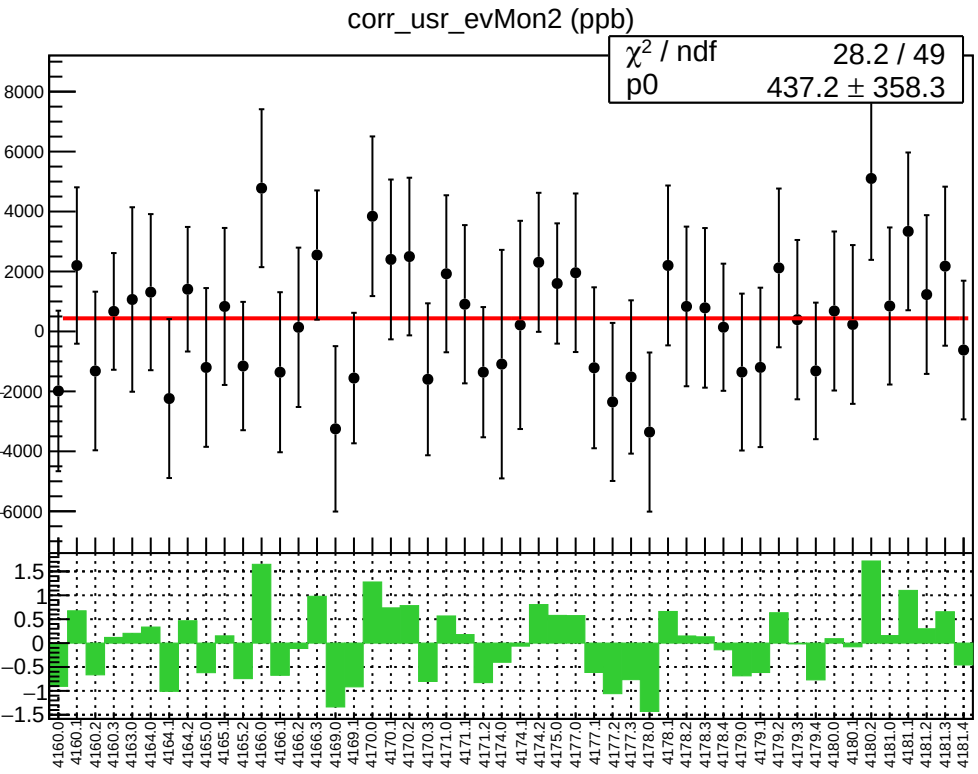
corr_usr_evMon2 (ppb)
χ² / ndf 28.2 / 49
p0 437.2 ± 358.3
8000
6000
4000
2000
0
-2000
-4000
-6000
1.5
1
0.5
0
−0.5
−1
−1.5
4160.0
4160.1
4160.2
4160.3
4163.0
4164.0
4164.1
4164.2
4165.0
4165.1
4165.2
4166.0
4166.1
4166.2
4166.3
4169.0
4169.1
4170.0
4170.1
4170.2
4170.3
4171.0
4171.1
4171.2
4174.0
4174.1
4174.2
4175.0
4177.0
4177.1
4177.2
4177.3
4178.0
4178.1
4178.2
4178.3
4178.4
4179.0
4179.1
4179.2
4179.3
4179.4
4180.0
4180.1
4180.2
4181.0
4181.1
4181.2
4181.3
4181.4

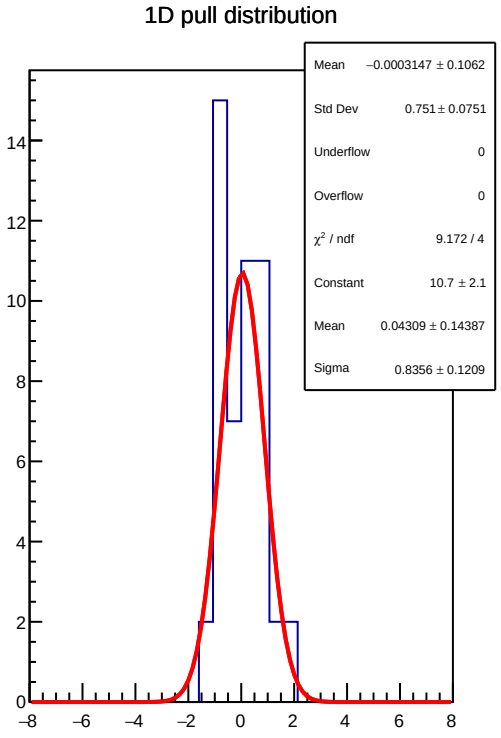
1D pull distribution
Mean −0.0003147 ± 0.1062
Std Dev 0.751 ± 0.0751
Underflow 0
Overflow 0
χ² / ndf 9.172 / 4
Constant 10.7 ± 2.1
Mean 0.04309 ± 0.14387
Sigma 0.8356 ± 0.1209
14
12
10
8
6
4
2
0
−8
−6
−4
−2
0
2
4
6
8

corr_usr_evMon2 RMS (ppm)

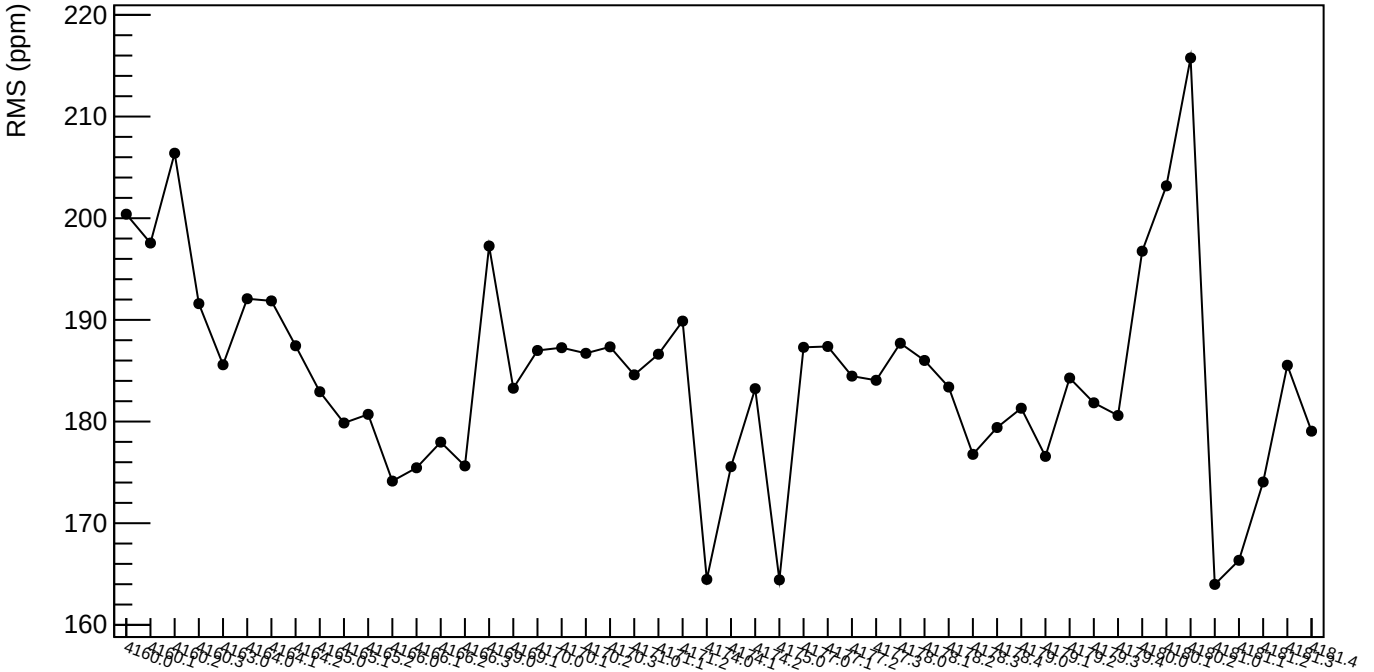

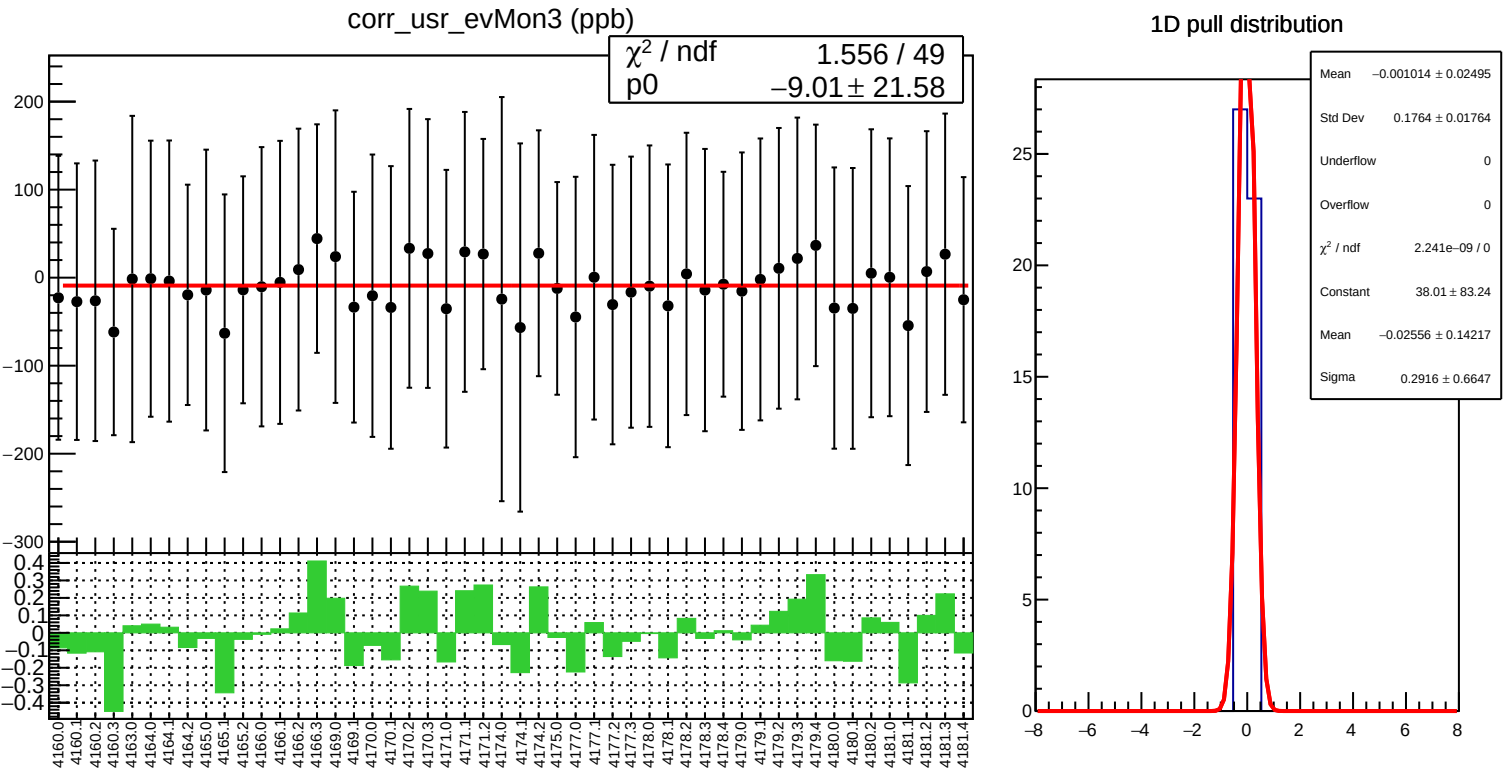
corr_usr_evMon3 (ppb)
χ² / ndf 1.556 / 49
p0 −9.01 ± 21.58
1D pull distribution
Mean −0.001014 ± 0.02495
Std Dev 0.1764 ± 0.01764
Underflow 0
Overflow 0
χ² / ndf 2.241e−09 / 0
Constant 38.01 ± 83.24
Mean −0.02556 ± 0.14217
Sigma 0.2916 ± 0.6647

corr_usr_evMon3 RMS (ppm)

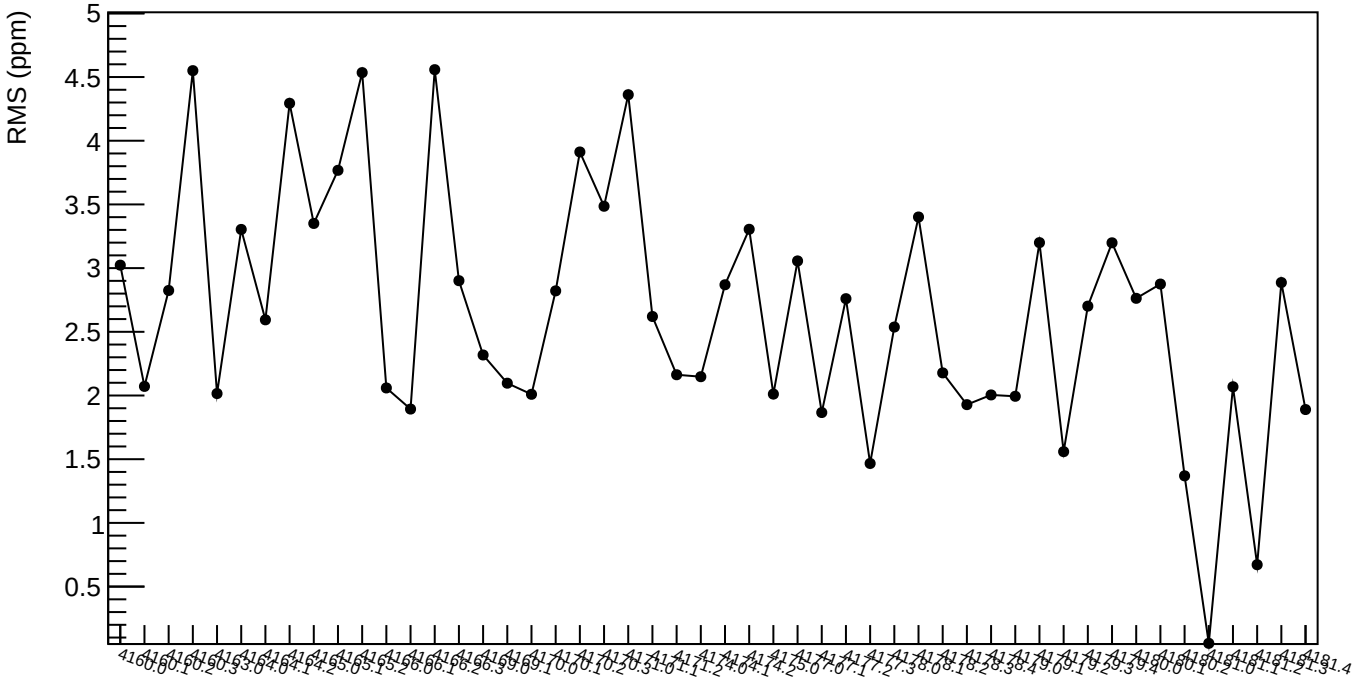

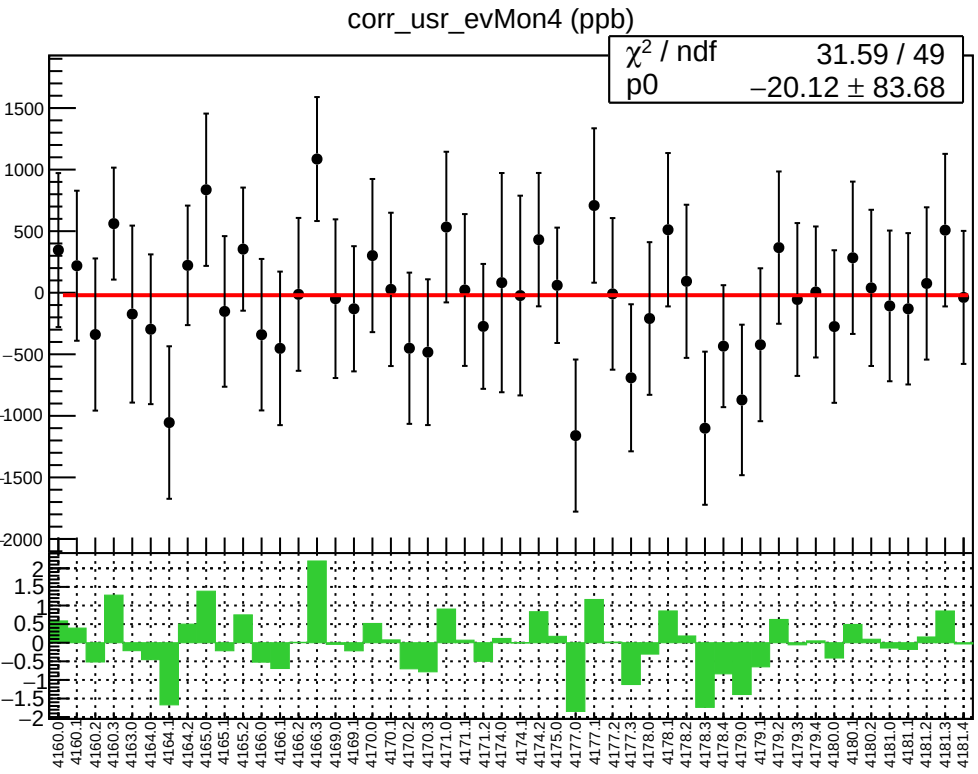
corr_usr_evMon4 (ppb)
χ² / ndf 31.59 / 49
p0 −20.12 ± 83.68

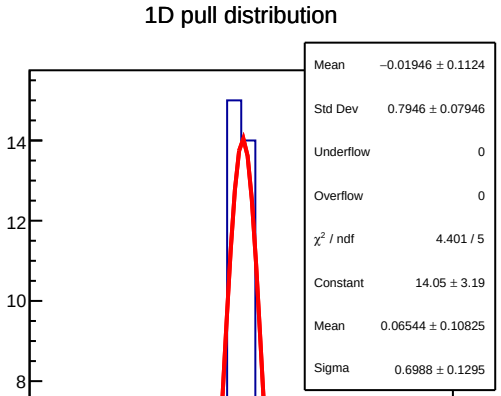
1D pull distribution
Mean −0.01946 ± 0.1124
Std Dev 0.7946 ± 0.07946
Underflow 0
Overflow 0
χ² / ndf 4.401 / 5
Constant 14.05 ± 3.19
Mean 0.06544 ± 0.10825
Sigma 0.6988 ± 0.1295

corr_usr_evMon4 RMS (ppm)

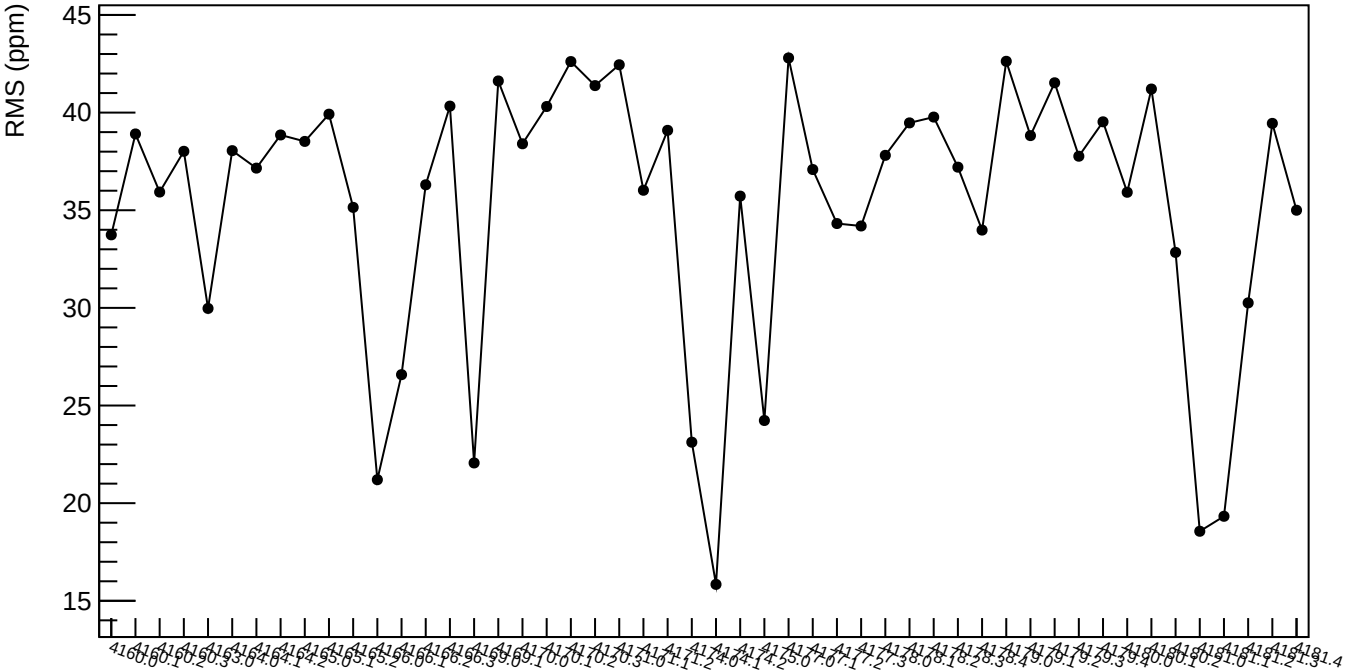

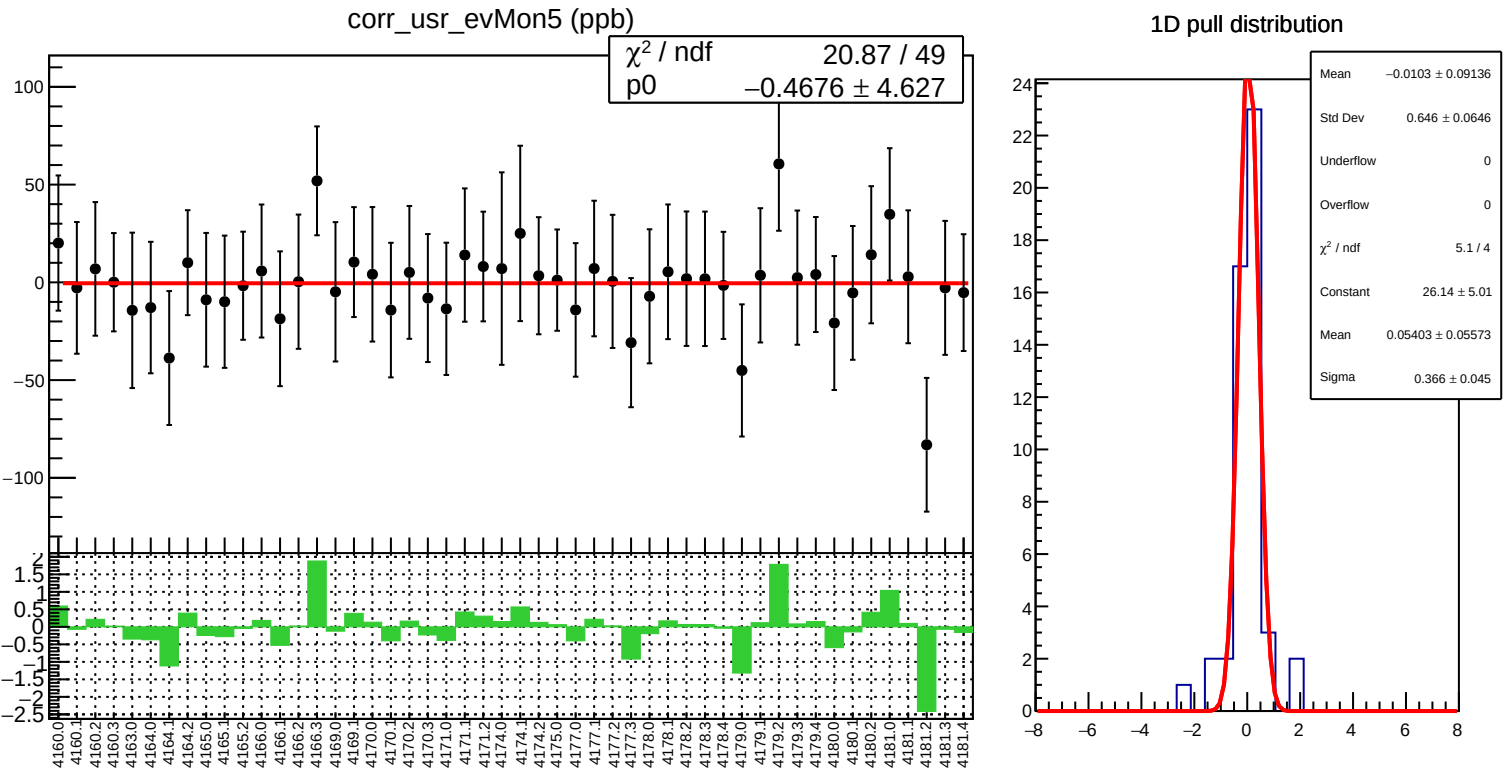
corr_usr_evMon5 (ppb)
χ² / ndf 20.87 / 49
p0 −0.4676 ± 4.627
1D pull distribution
Mean −0.0103 ± 0.09136
Std Dev 0.646 ± 0.0646
Underflow 0
Overflow 0
χ² / ndf 5.1 / 4
Constant 26.14 ± 5.01
Mean 0.05403 ± 0.05573
Sigma 0.366 ± 0.045

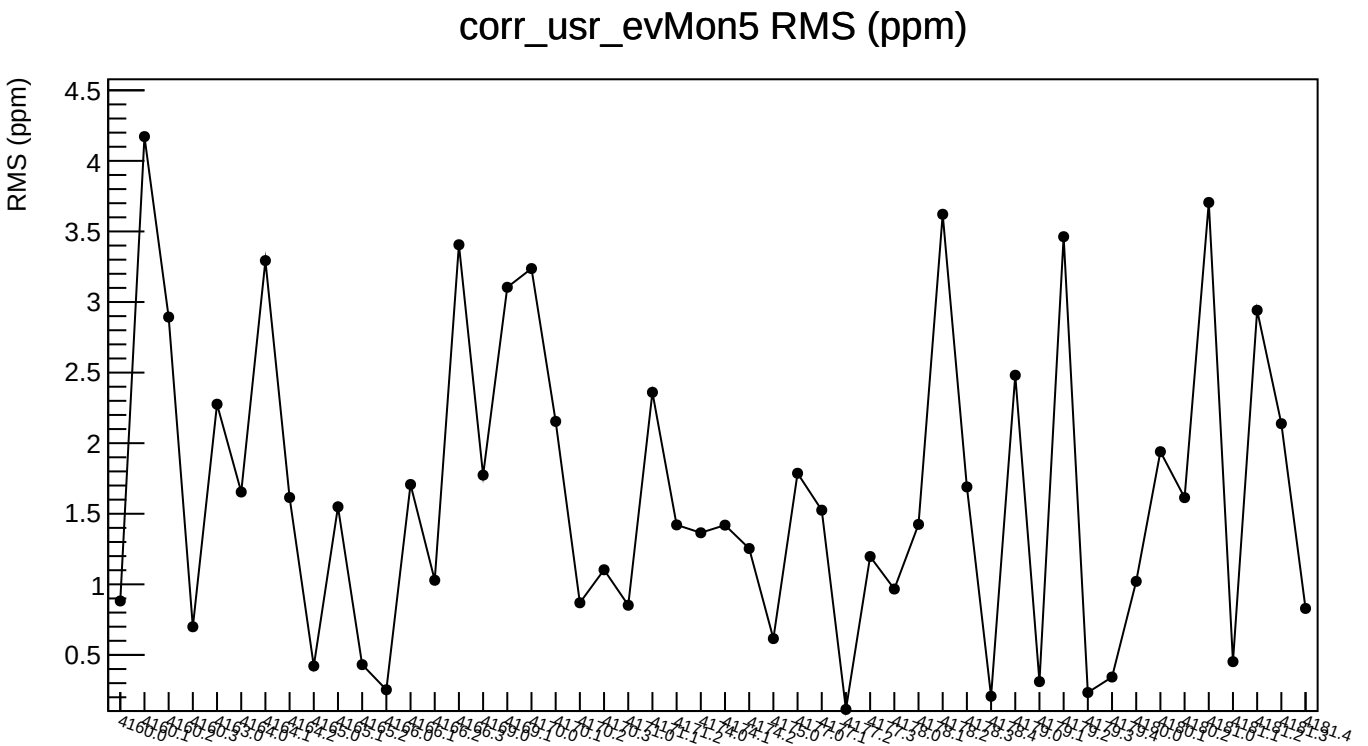
corr_usr_evMon5 RMS (ppm)
RMS (ppm)
4.5
4
3.5
3
2.5
2
1.5
1
0.5

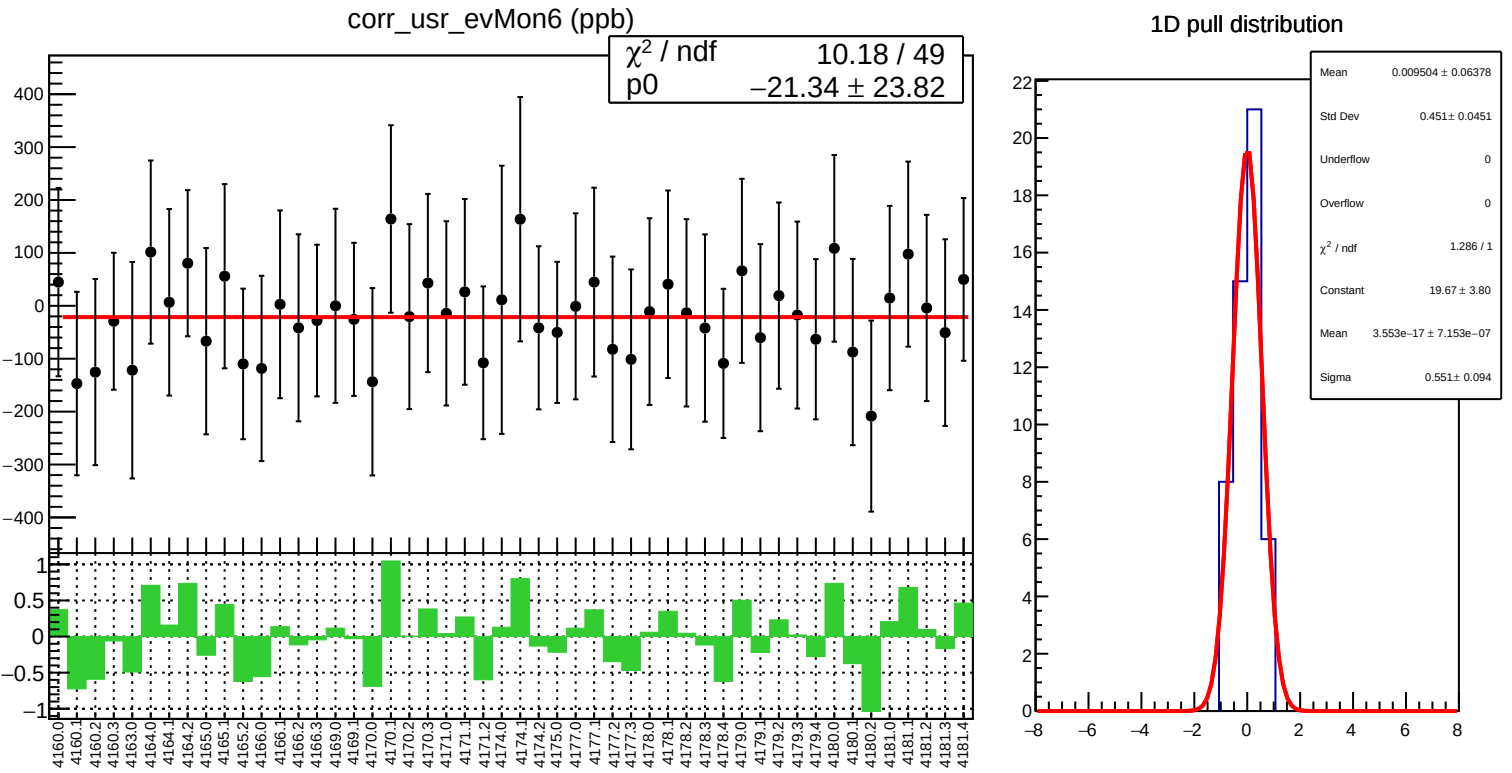
corr_usr_evMon6 (ppb)
χ² / ndf 10.18 / 49
p0 −21.34 ± 23.82
1D pull distribution
Mean 0.009504 ± 0.06378
Std Dev 0.451± 0.0451
Underflow 0
Overflow 0
χ² / ndf 1.286 / 1
Constant 19.67 ± 3.80
Mean 3.553e−17 ± 7.153e−07
Sigma 0.551± 0.094

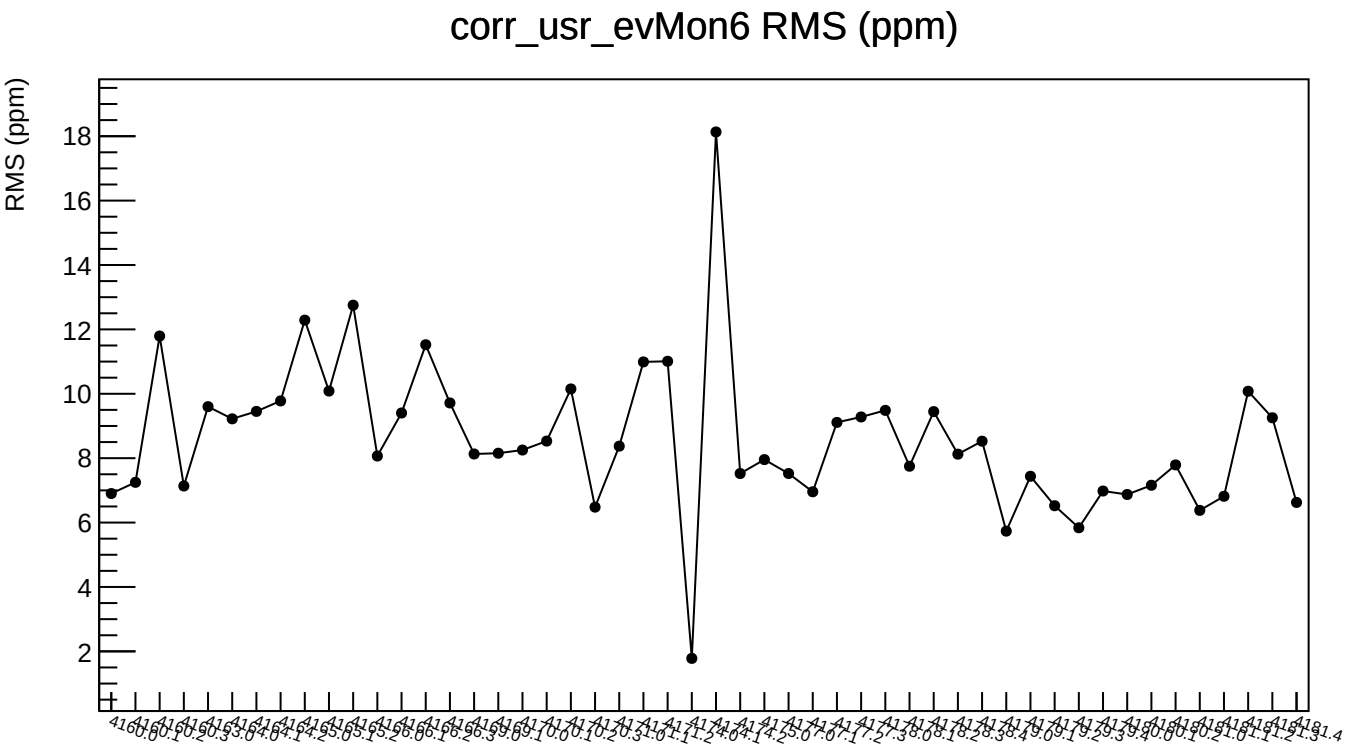
corr_usr_evMon6 RMS (ppm)
RMS (ppm)
18
16
14
12
10
8
6
4
2

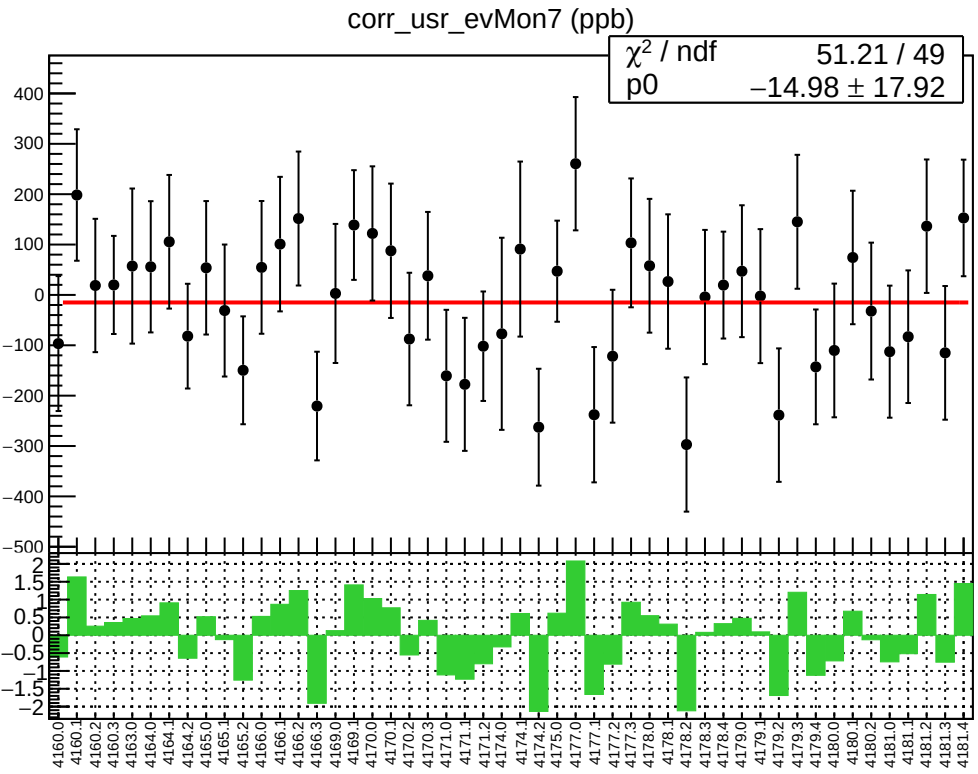
corr_usr_evMon7 (ppb)
χ² / ndf 51.21 / 49
p0 −14.98 ± 17.92
400
300
200
100
0
−100
−200
−300
−400
−500
2
1.5
1
0.5
0
−0.5
−1
−1.5
−2
4160.0
4160.1
4160.2
4160.3
4163.0
4164.0
4164.1
4164.2
4165.0
4165.1
4165.2
4166.0
4166.1
4166.2
4166.3
4169.0
4169.1
4170.0
4170.1
4170.2
4170.3
4171.0
4171.1
4171.2
4174.0
4174.1
4174.2
4175.0
4177.0
4177.1
4177.2
4177.3
4178.0
4178.1
4178.2
4178.3
4178.4
4179.0
4179.1
4179.2
4179.3
4179.4
4180.0
4180.1
4180.2
4181.0
4181.1
4181.2
4181.3
4181.4

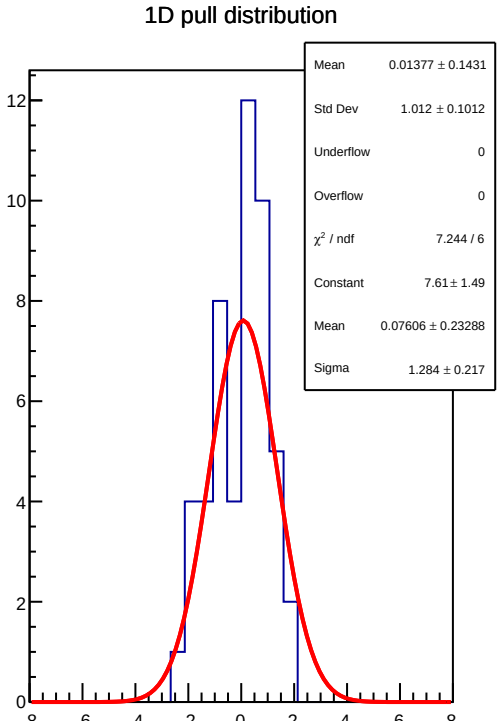
1D pull distribution
Mean 0.01377 ± 0.1431
Std Dev 1.012 ± 0.1012
Underflow 0
Overflow 0
χ² / ndf 7.244 / 6
Constant 7.61 ± 1.49
Mean 0.07606 ± 0.23288
Sigma 1.284 ± 0.217
12
10
8
6
4
2
0
−8
−6
−4
−2
0
2
4
6
8

corr_usr_evMon7 RMS (ppm)

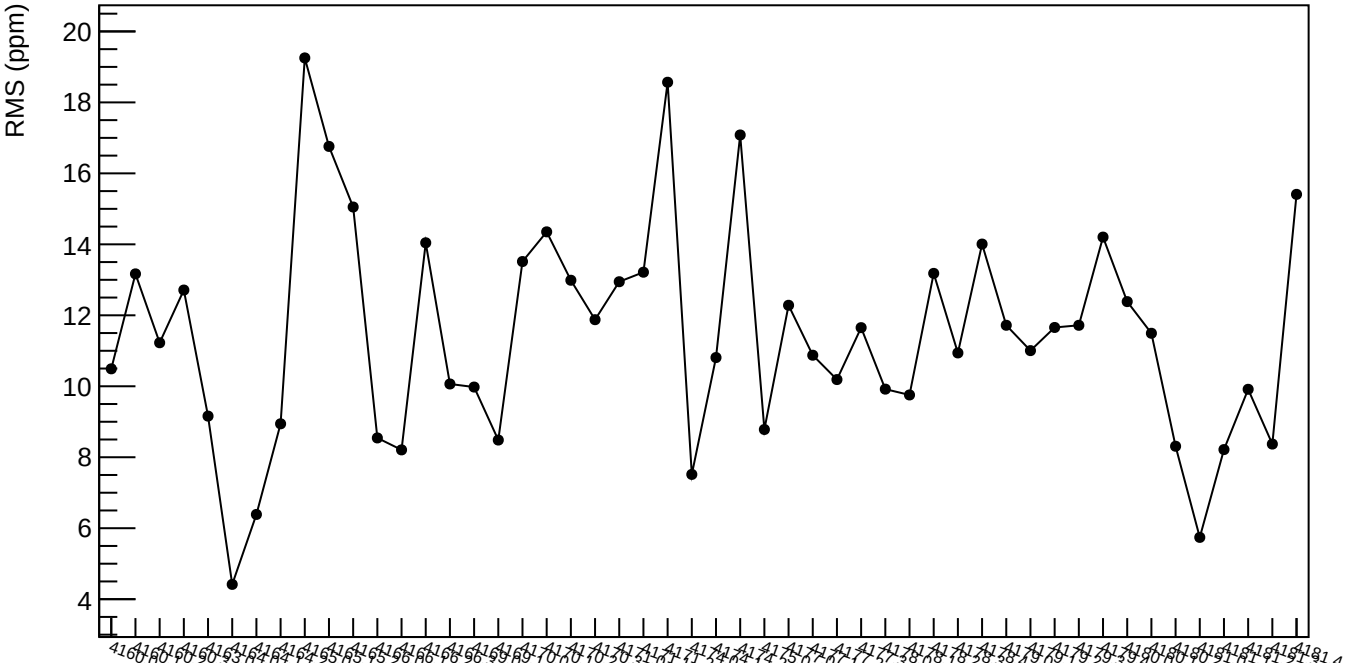

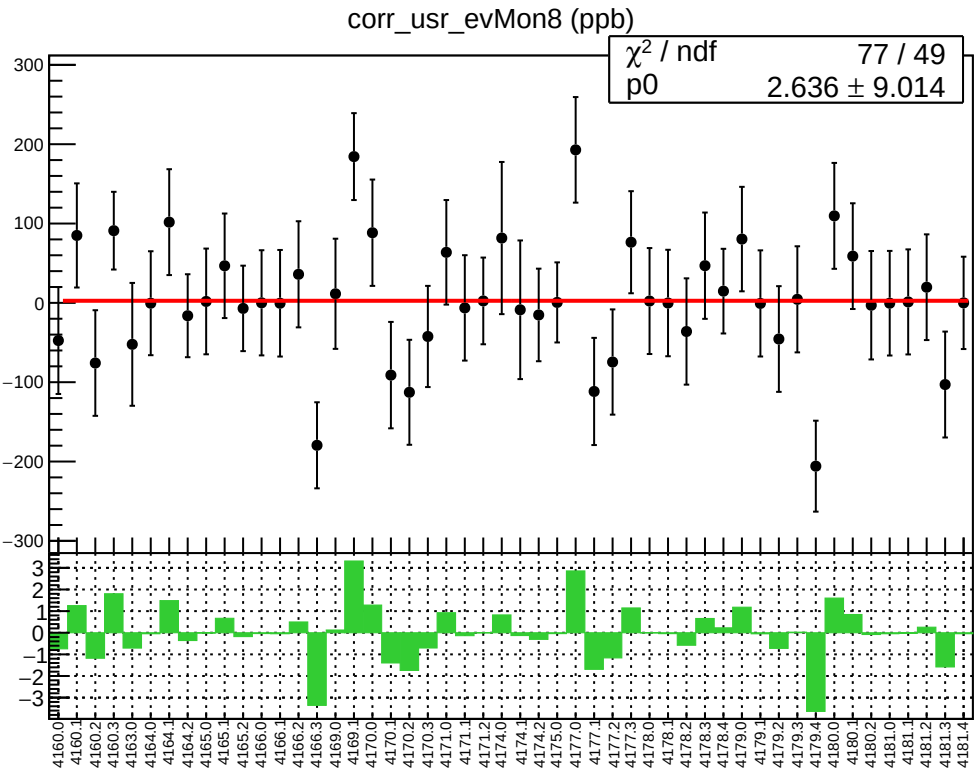
corr_usr_evMon8 (ppb)
χ² / ndf 77 / 49
p0 2.636 ± 9.014
300
200
100
0
−100
−200
−300
3
2
1
0
−1
−2
−3
4160.0
4160.1
4160.2
4160.3
4163.0
4164.0
4164.1
4164.2
4165.0
4165.1
4165.2
4166.0
4166.1
4166.2
4166.3
4169.0
4169.1
4170.0
4170.1
4170.2
4170.3
4171.0
4171.1
4171.2
4174.0
4174.1
4174.2
4175.0
4177.0
4177.1
4177.2
4177.3
4178.0
4178.1
4178.2
4178.3
4178.4
4179.0
4179.1
4179.2
4179.3
4179.4
4180.0
4180.1
4180.2
4181.0
4181.1
4181.2
4181.3
4181.4

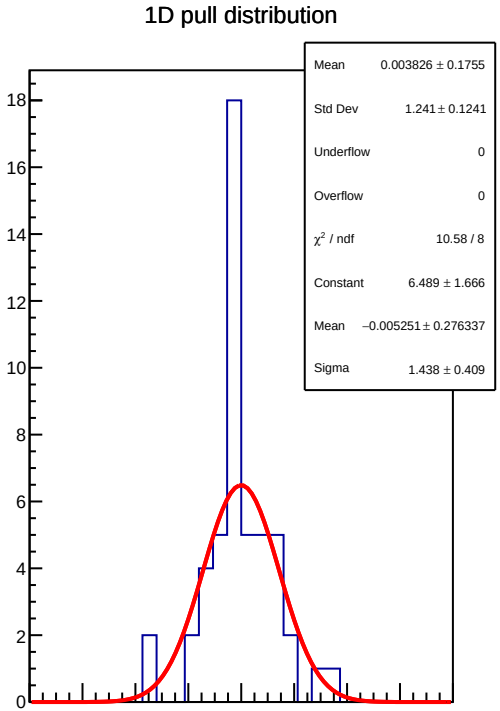
1D pull distribution
Mean 0.003826 ± 0.1755
Std Dev 1.241 ± 0.1241
Underflow 0
Overflow 0
χ² / ndf 10.58 / 8
Constant 6.489 ± 1.666
Mean −0.005251 ± 0.276337
Sigma 1.438 ± 0.409
18
16
14
12
10
8
6
4
2
0
−8
−6
−4
−2
0
2
4
6
8

corr_usr_evMon8 RMS (ppm)

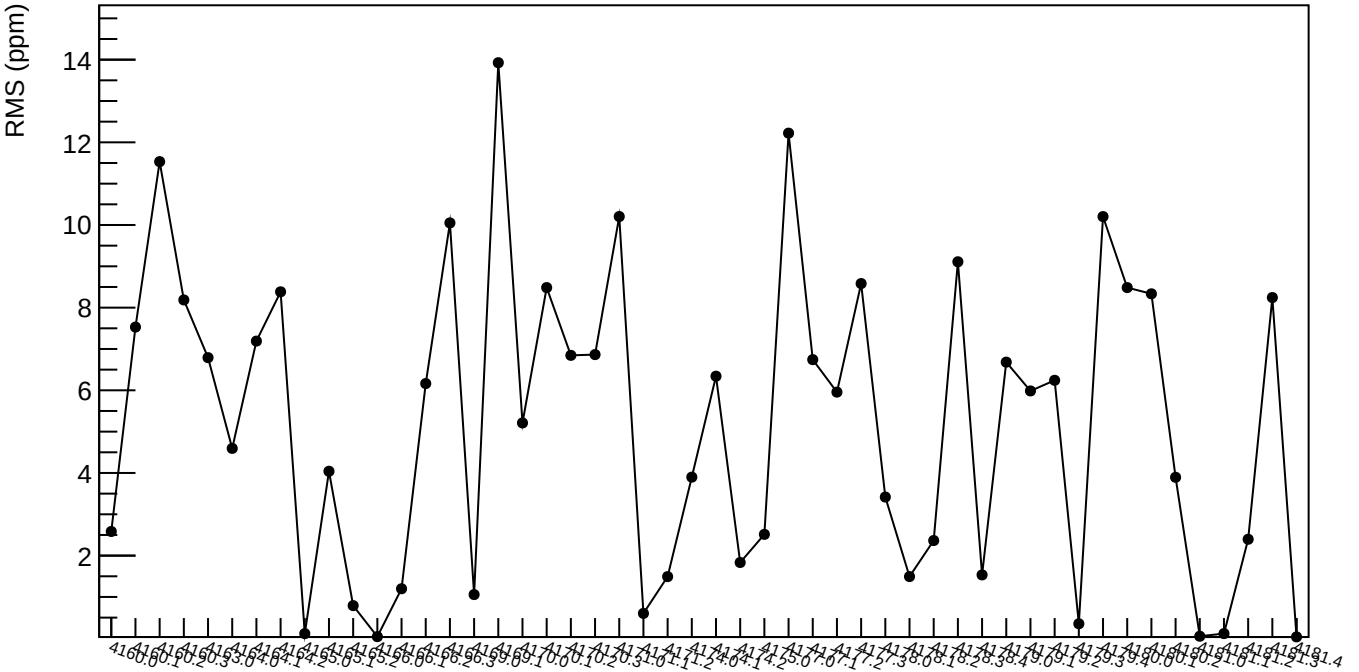

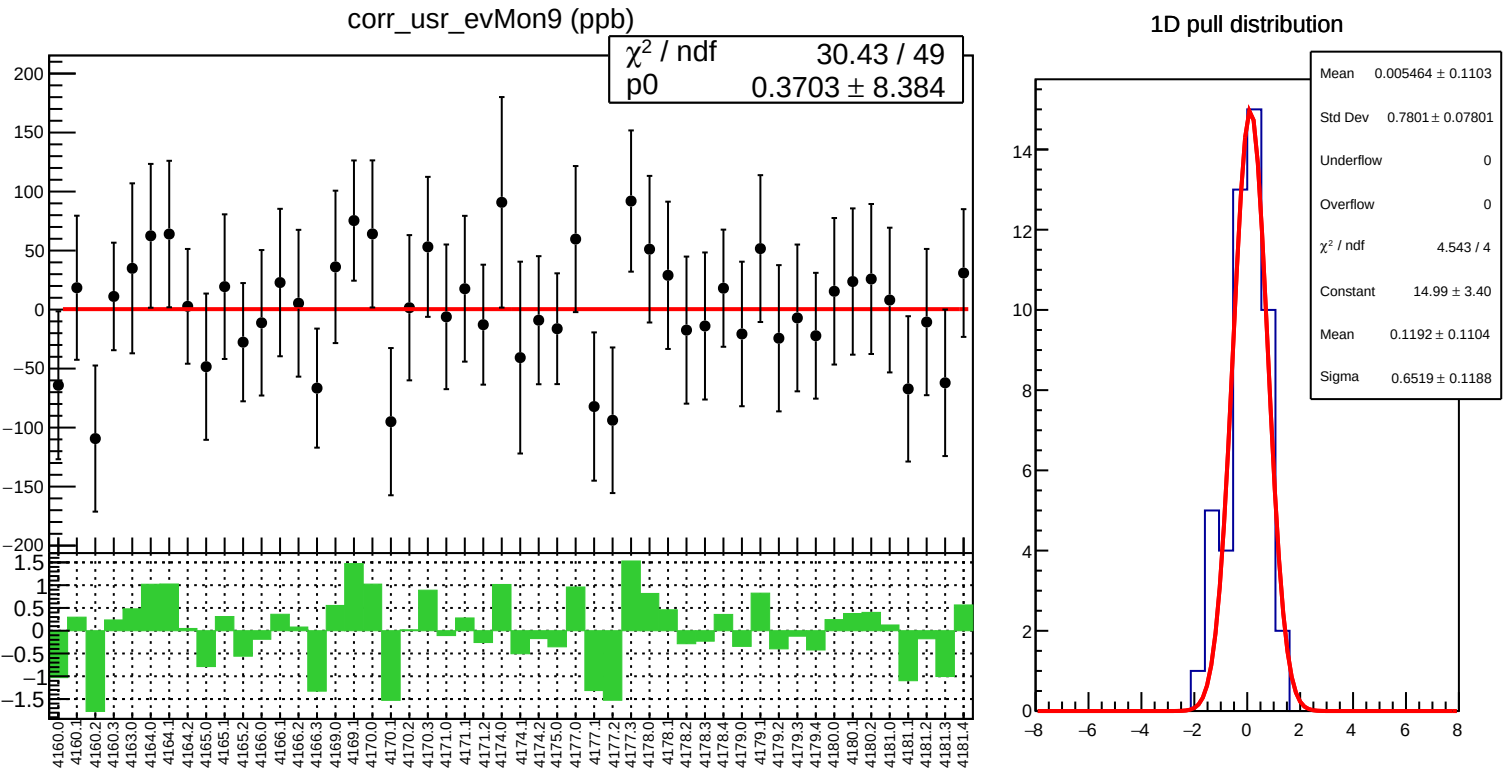
corr_usr_evMon9 (ppb)
χ² / ndf 30.43 / 49
p0 0.3703 ± 8.384
1D pull distribution
Mean 0.005464 ± 0.1103
Std Dev 0.7801 ± 0.07801
Underflow 0
Overflow 0
χ² / ndf 4.543 / 4
Constant 14.99 ± 3.40
Mean 0.1192 ± 0.1104
Sigma 0.6519 ± 0.1188

corr_usr_evMon9 RMS (ppm)

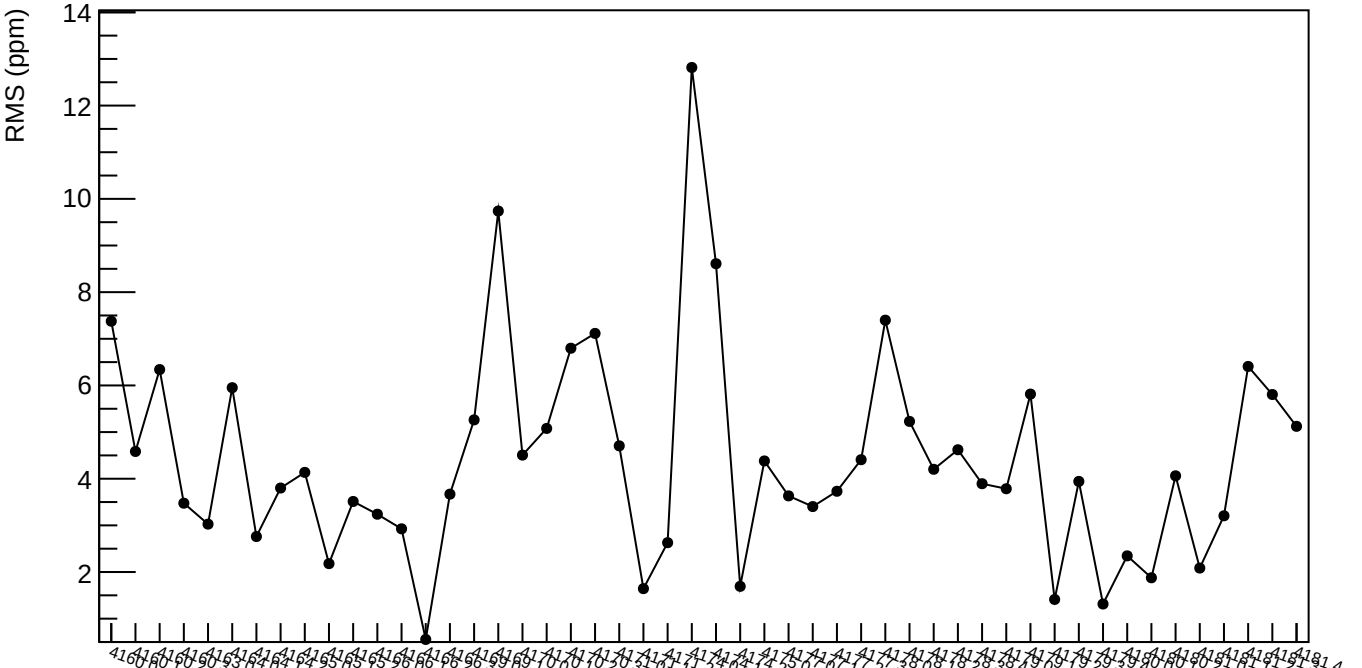

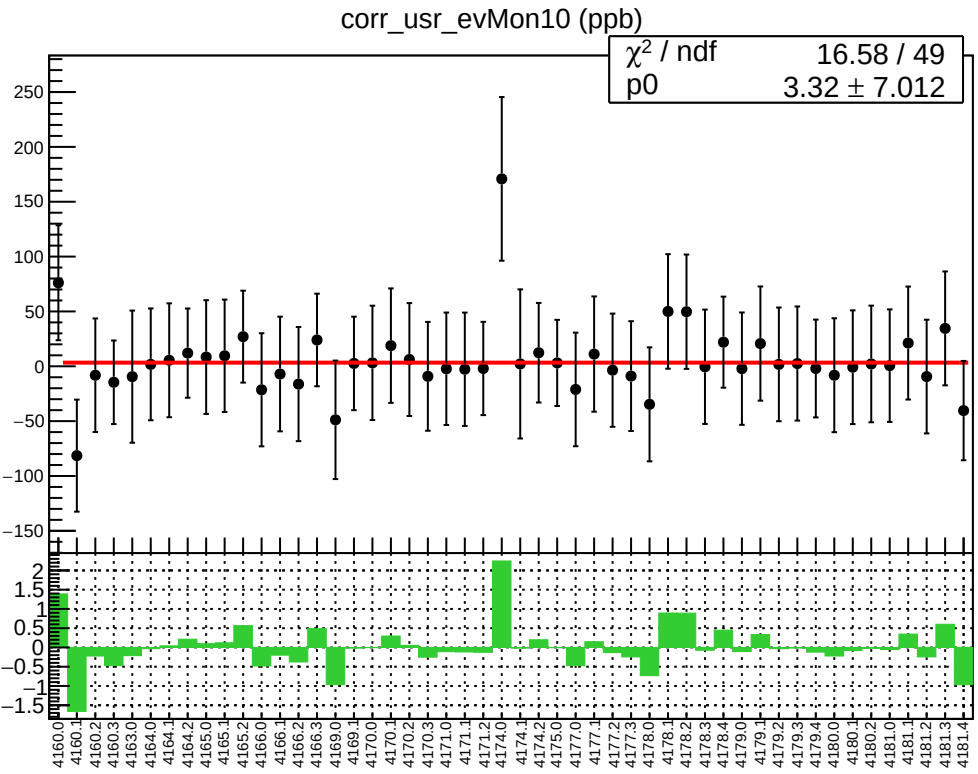
corr_usr_evMon10 (ppb)
χ² / ndf 16.58 / 49
p0 3.32 ± 7.012

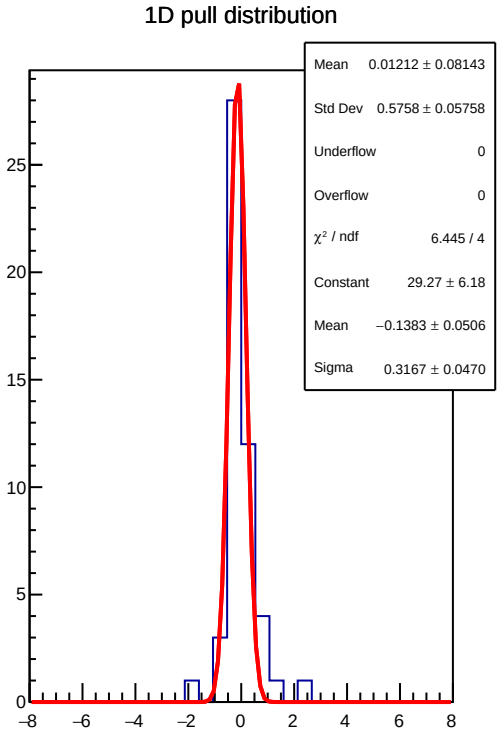
1D pull distribution
Mean 0.01212 ± 0.08143
Std Dev 0.5758 ± 0.05758
Underflow 0
Overflow 0
χ² / ndf 6.445 / 4
Constant 29.27 ± 6.18
Mean −0.1383 ± 0.0506
Sigma 0.3167 ± 0.0470

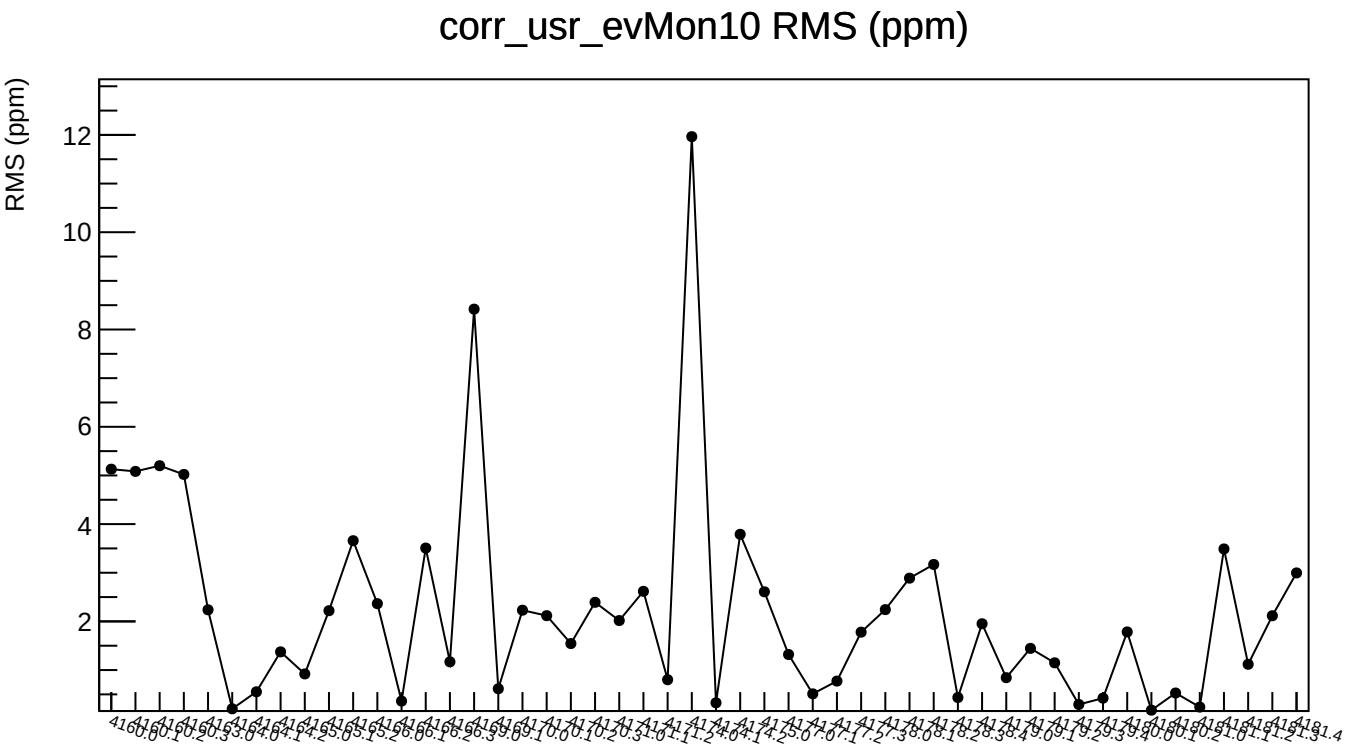
corr_usr_evMon10 RMS (ppm)
RMS (ppm)
12
10
8
6
4
2

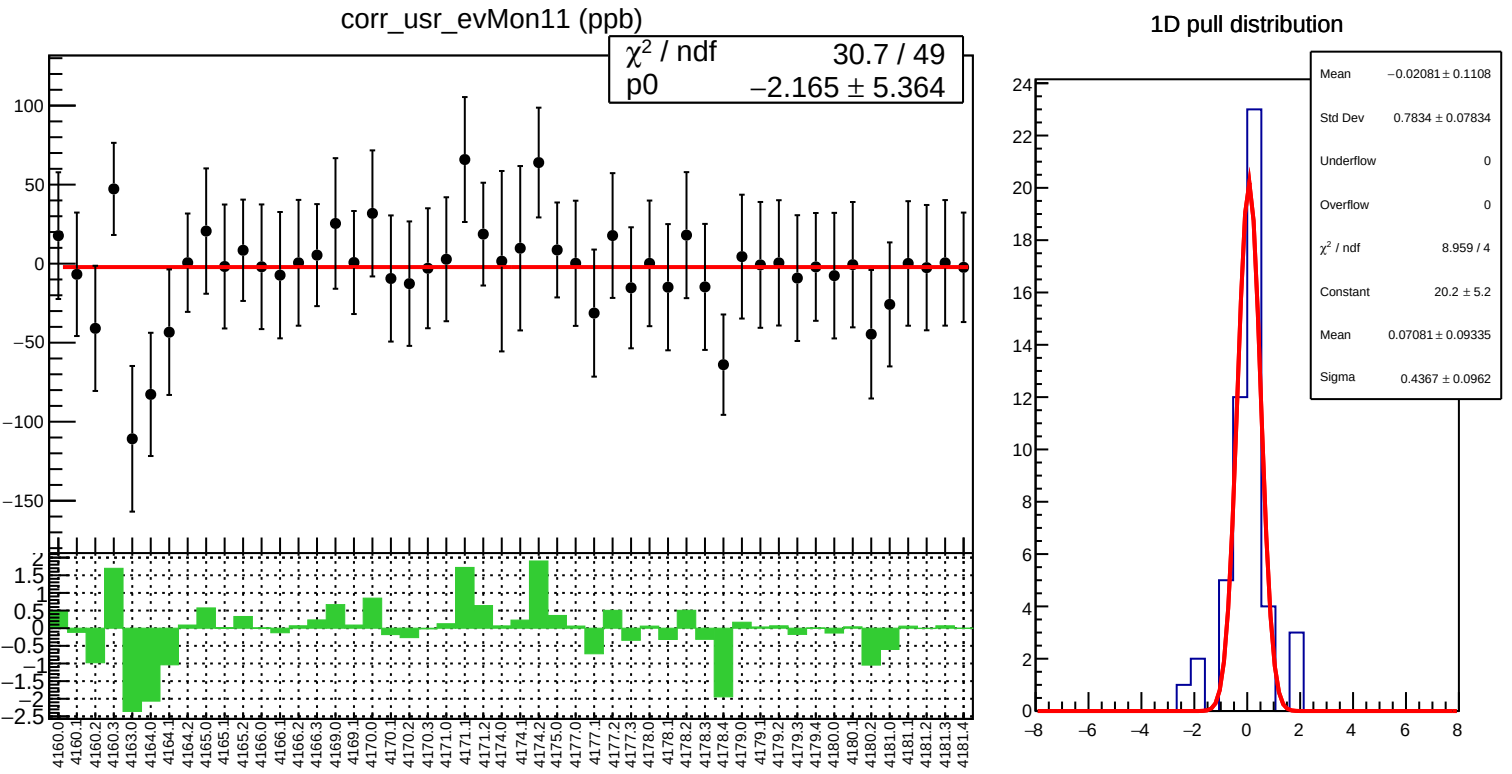
corr_usr_evMon11 (ppb)
χ² / ndf 30.7 / 49
p0 −2.165 ± 5.364
1D pull distribution
Mean −0.02081 ± 0.1108
Std Dev 0.7834 ± 0.07834
Underflow 0
Overflow 0
χ² / ndf 8.959 / 4
Constant 20.2 ± 5.2
Mean 0.07081 ± 0.09335
Sigma 0.4367 ± 0.0962
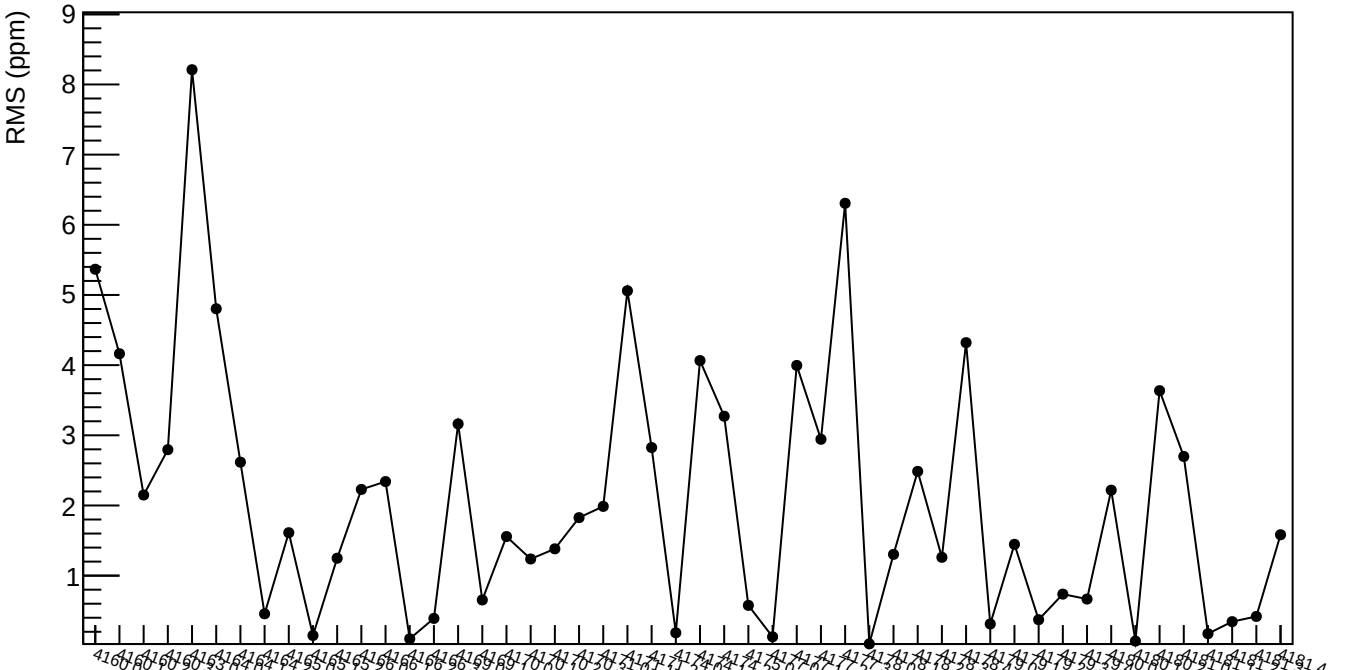
corr_usr_evMon11 RMS (ppm)