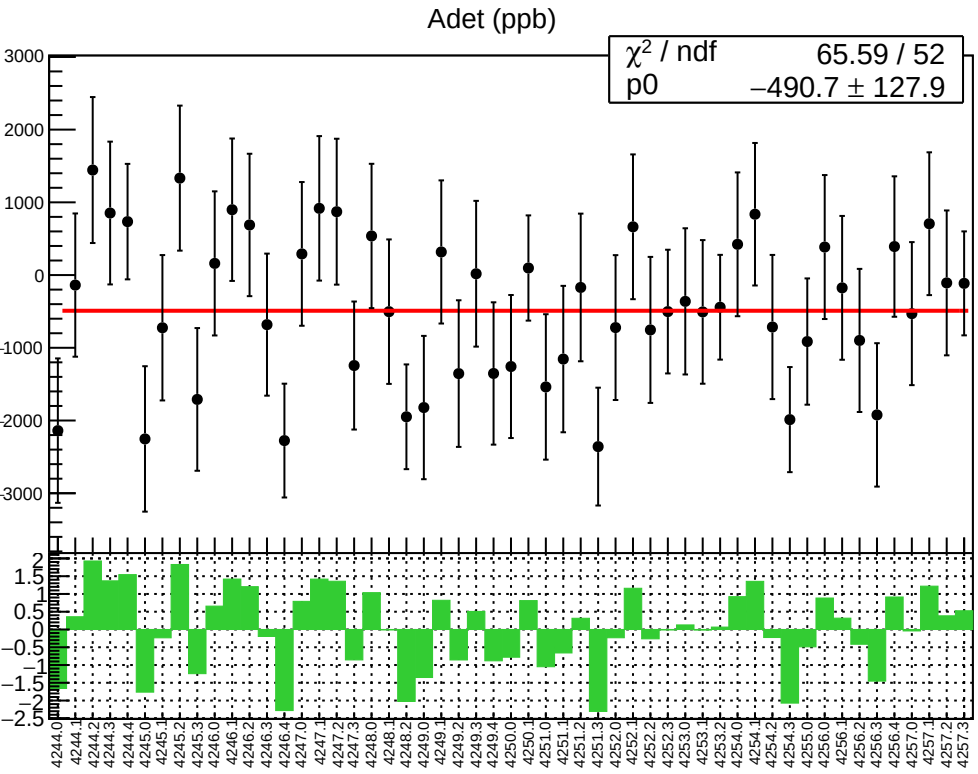
Adet (ppb)
χ² / ndf 65.59 / 52
p0 −490.7 ± 127.9

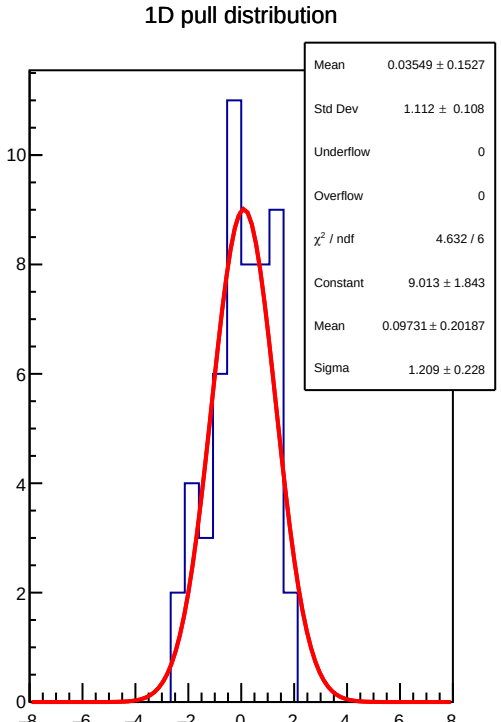
1D pull distribution
Mean 0.03549 ± 0.1527
Std Dev 1.112 ± 0.108
Underflow 0
Overflow 0
χ² / ndf 4.632 / 6
Constant 9.013 ± 1.843
Mean 0.09731 ± 0.20187
Sigma 1.209 ± 0.228

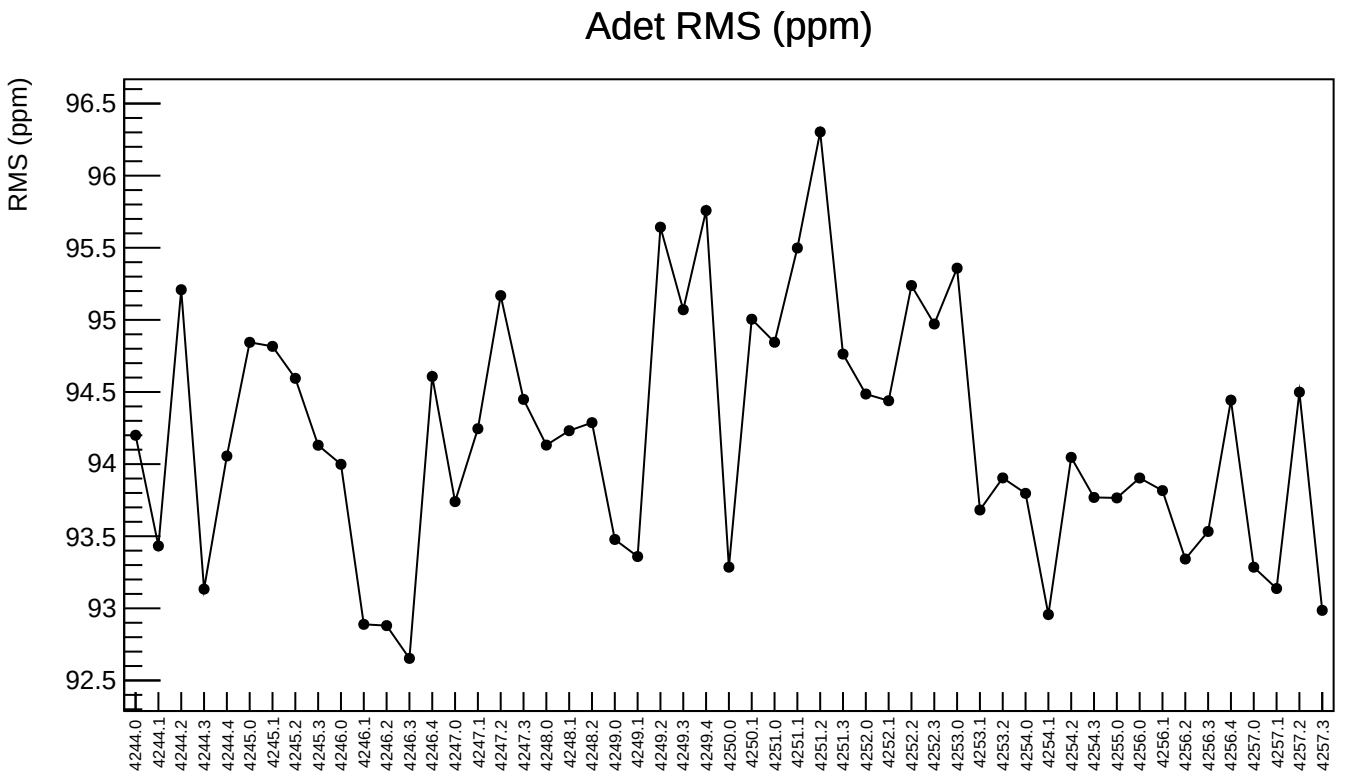
Adet RMS (ppm)
RMS (ppm)
96.5
96
95.5
95
94.5
94
93.5
93
92.5
4244.0
4244.1
4244.2
4244.3
4244.4
4245.0
4245.1
4245.2
4245.3
4246.0
4246.1
4246.2
4246.3
4246.4
4247.0
4247.1
4247.2
4247.3
4248.0
4248.1
4248.2
4249.0
4249.1
4249.2
4249.3
4249.4
4250.0
4250.1
4251.0
4251.1
4251.2
4251.3
4252.0
4252.1
4252.2
4252.3
4253.0
4253.1
4253.2
4254.0
4254.1
4254.2
4254.3
4255.0
4256.0
4256.1
4256.2
4256.3
4256.4
4257.0
4257.1
4257.2
4257.3

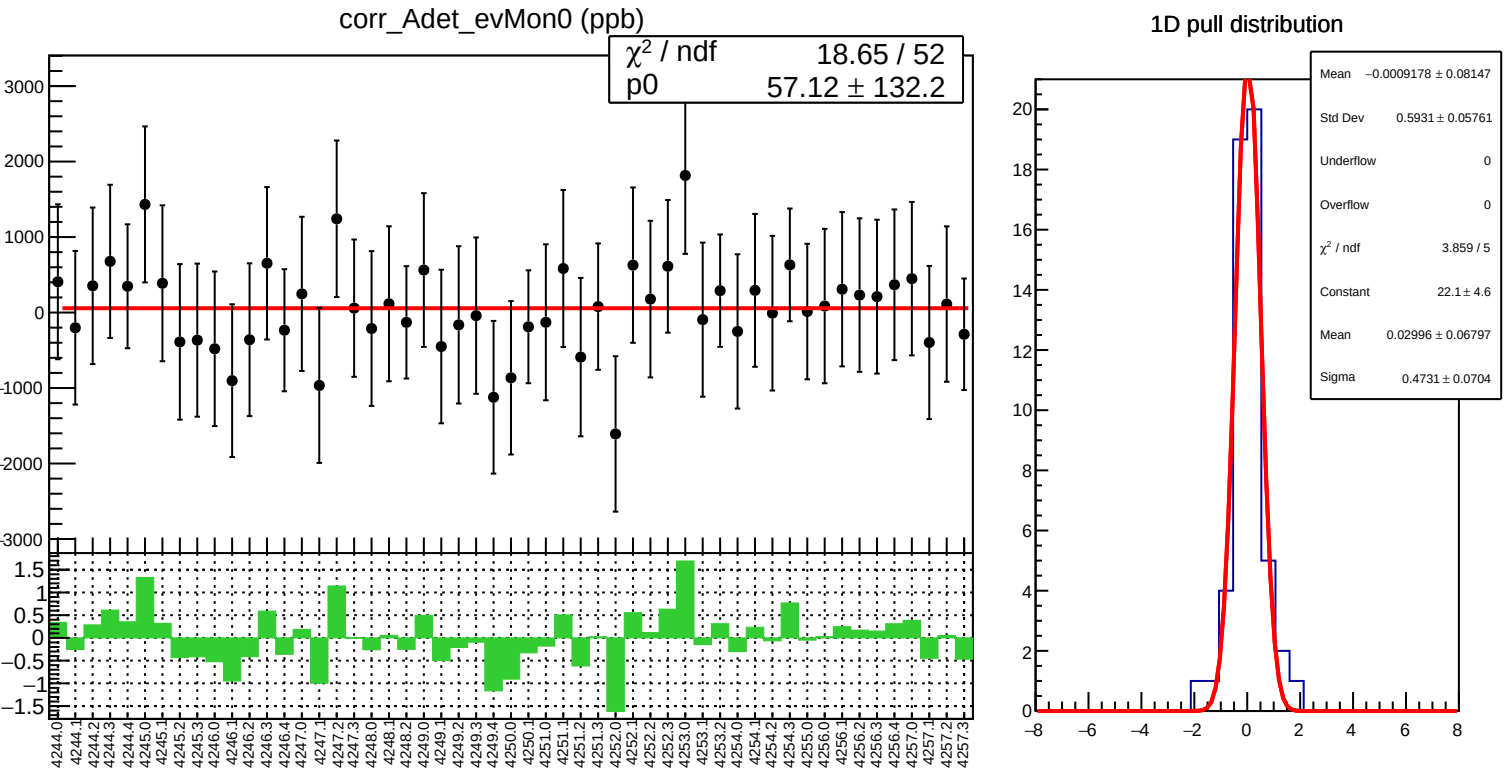
corr_Adet_evMon0 (ppb)
χ² / ndf 18.65 / 52
p0 57.12 ± 132.2
1D pull distribution
Mean −0.0009178 ± 0.08147
Std Dev 0.5931 ± 0.05761
Underflow 0
Overflow 0
χ² / ndf 3.859 / 5
Constant 22.1 ± 4.6
Mean 0.02996 ± 0.06797
Sigma 0.4731 ± 0.0704

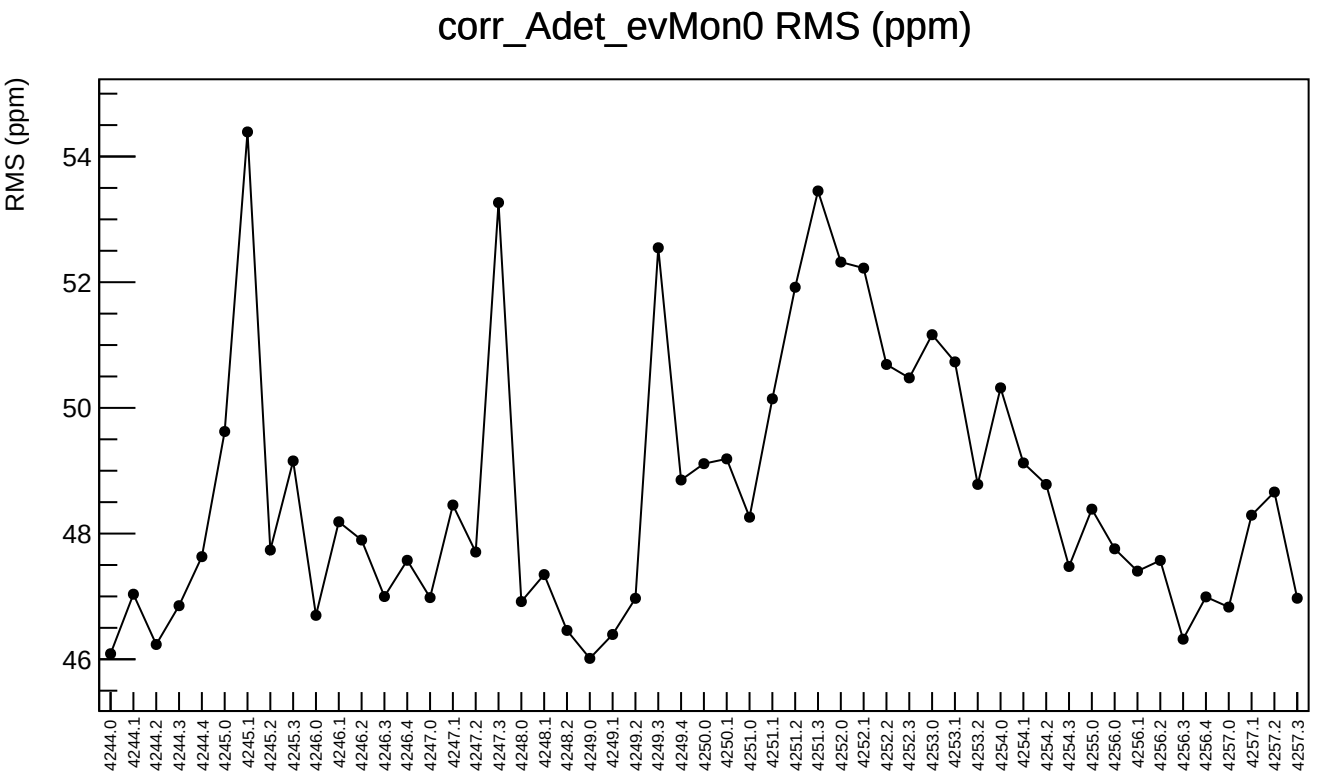
corr_Adet_evMon0 RMS (ppm)
RMS (ppm)
54
52
50
48
46
4244.0
4244.1
4244.2
4244.3
4244.4
4245.0
4245.1
4245.2
4245.3
4246.0
4246.1
4246.2
4246.3
4246.4
4247.0
4247.1
4247.2
4247.3
4248.0
4248.1
4248.2
4249.0
4249.1
4249.2
4249.3
4249.4
4250.0
4250.1
4251.0
4251.1
4251.2
4251.3
4252.0
4252.1
4252.2
4252.3
4253.0
4253.1
4253.2
4254.0
4254.1
4254.2
4254.3
4255.0
4256.0
4256.1
4256.2
4256.3
4256.4
4257.0
4257.1
4257.2
4257.3

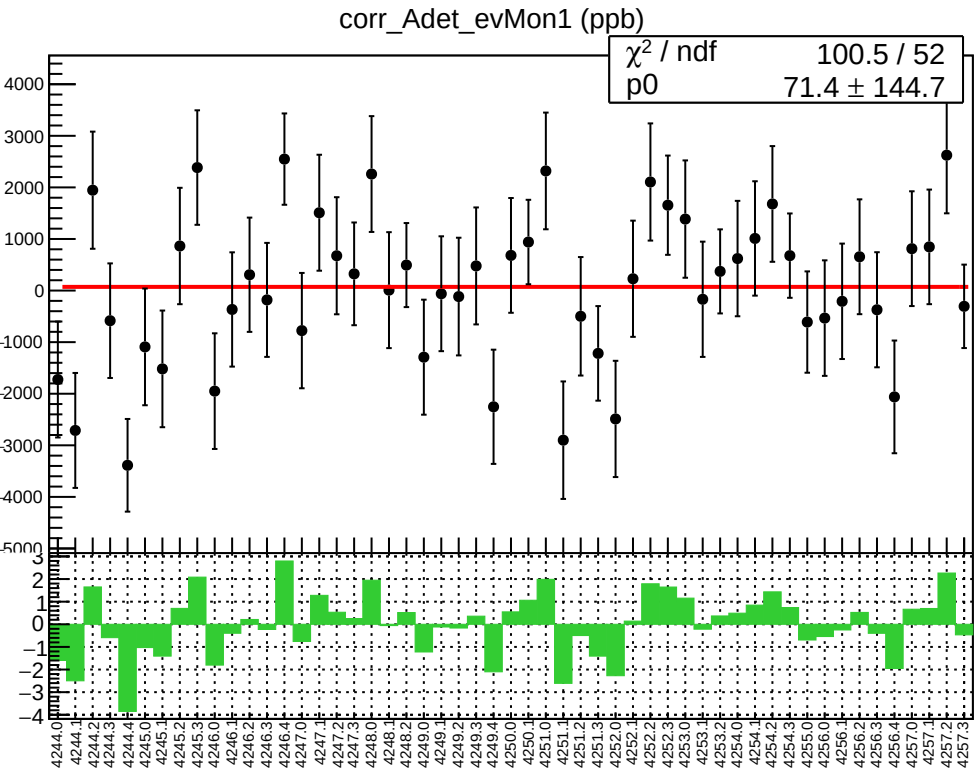
corr_Adet_evMon1 (ppb)
χ² / ndf 100.5 / 52
p0 71.4 ± 144.7

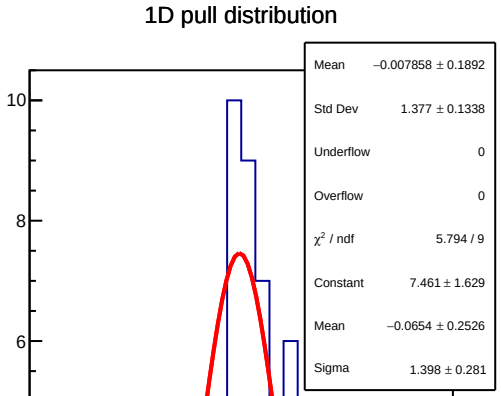
1D pull distribution
Mean −0.007858 ± 0.1892
Std Dev 1.377 ± 0.1338
Underflow 0
Overflow 0
χ² / ndf 5.794 / 9
Constant 7.461 ± 1.629
Mean −0.0654 ± 0.2526
Sigma 1.398 ± 0.281

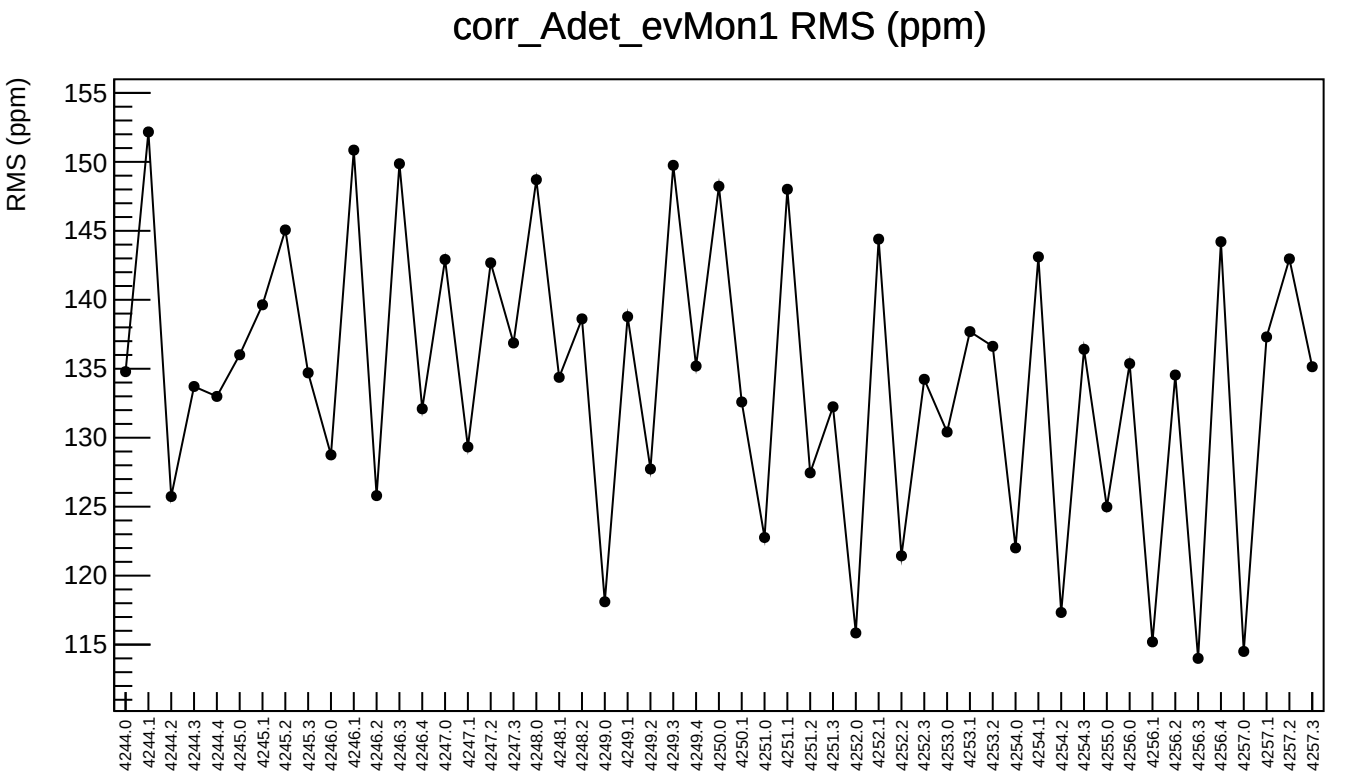
corr_Adet_evMon1 RMS (ppm)
RMS (ppm)
155
150
145
140
135
130
125
120
115
4244.0
4244.1
4244.2
4244.3
4244.4
4245.0
4245.1
4245.2
4245.3
4246.0
4246.1
4246.2
4246.3
4246.4
4247.0
4247.1
4247.2
4247.3
4248.0
4248.1
4248.2
4249.0
4249.1
4249.2
4249.3
4249.4
4250.0
4250.1
4251.0
4251.1
4251.2
4251.3
4252.0
4252.1
4252.2
4252.3
4253.0
4253.1
4253.2
4254.0
4254.1
4254.2
4254.3
4255.0
4256.0
4256.1
4256.2
4256.3
4256.4
4257.0
4257.1
4257.2
4257.3

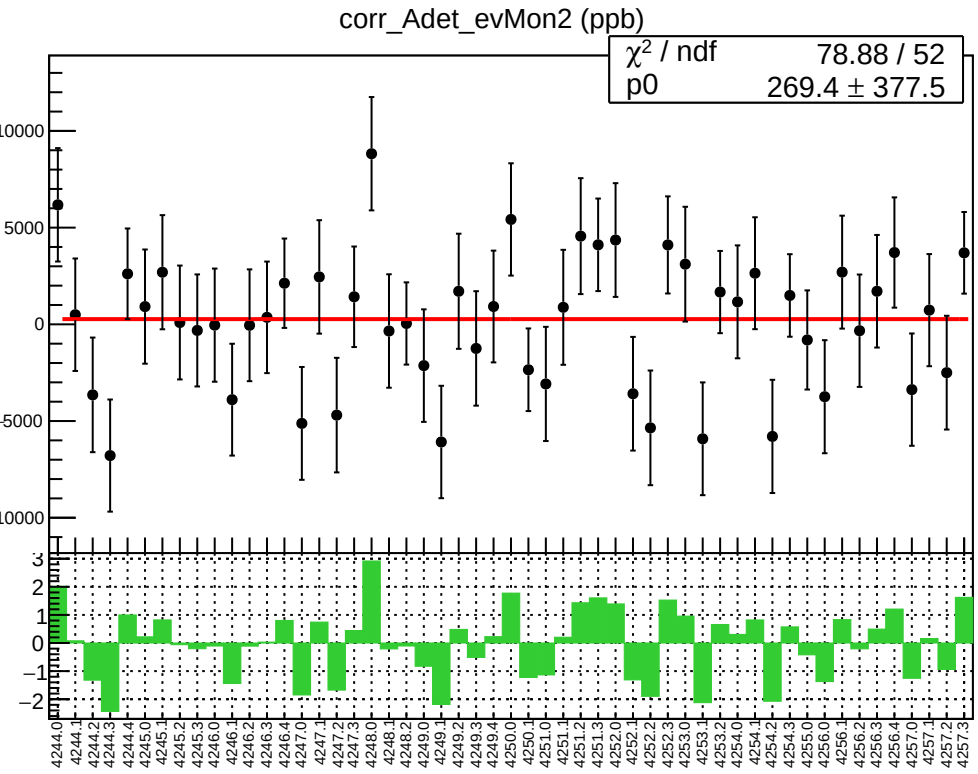
corr_Adet_evMon2 (ppb)
χ² / ndf 78.88 / 52
p0 269.4 ± 377.5
10000
5000
0
-5000
-10000
3
2
1
0
−1
−2
4244.0
4244.1
4244.2
4244.3
4244.4
4245.0
4245.1
4245.2
4245.3
4246.0
4246.1
4246.2
4246.3
4246.4
4247.0
4247.1
4247.2
4247.3
4248.0
4248.1
4248.2
4249.0
4249.1
4249.2
4249.3
4249.4
4250.0
4250.1
4251.0
4251.1
4251.2
4251.3
4252.0
4252.1
4252.2
4252.3
4253.0
4253.1
4253.2
4254.0
4254.1
4254.2
4254.3
4255.0
4256.0
4256.1
4256.2
4256.3
4256.4
4257.0
4257.1
4257.2
4257.3

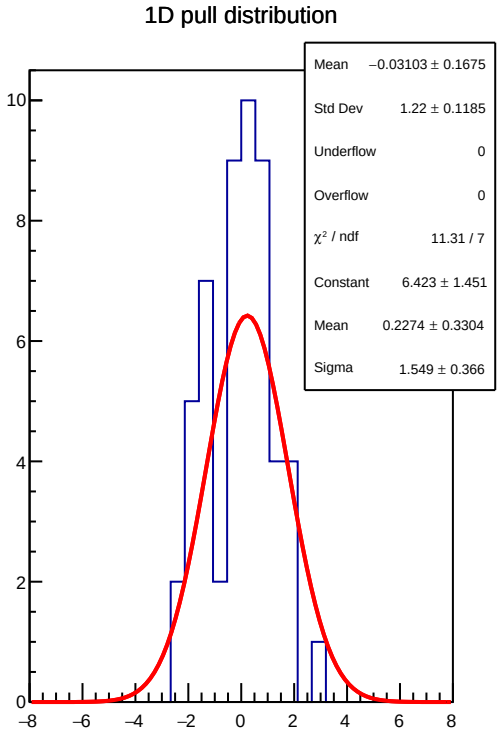
1D pull distribution
Mean −0.03103 ± 0.1675
Std Dev 1.22 ± 0.1185
Underflow 0
Overflow 0
χ² / ndf 11.31 / 7
Constant 6.423 ± 1.451
Mean 0.2274 ± 0.3304
Sigma 1.549 ± 0.366
10
8
6
4
2
0
−8
−6
−4
−2
0
2
4
6
8

corr_Adet_evMon2 RMS (ppm)

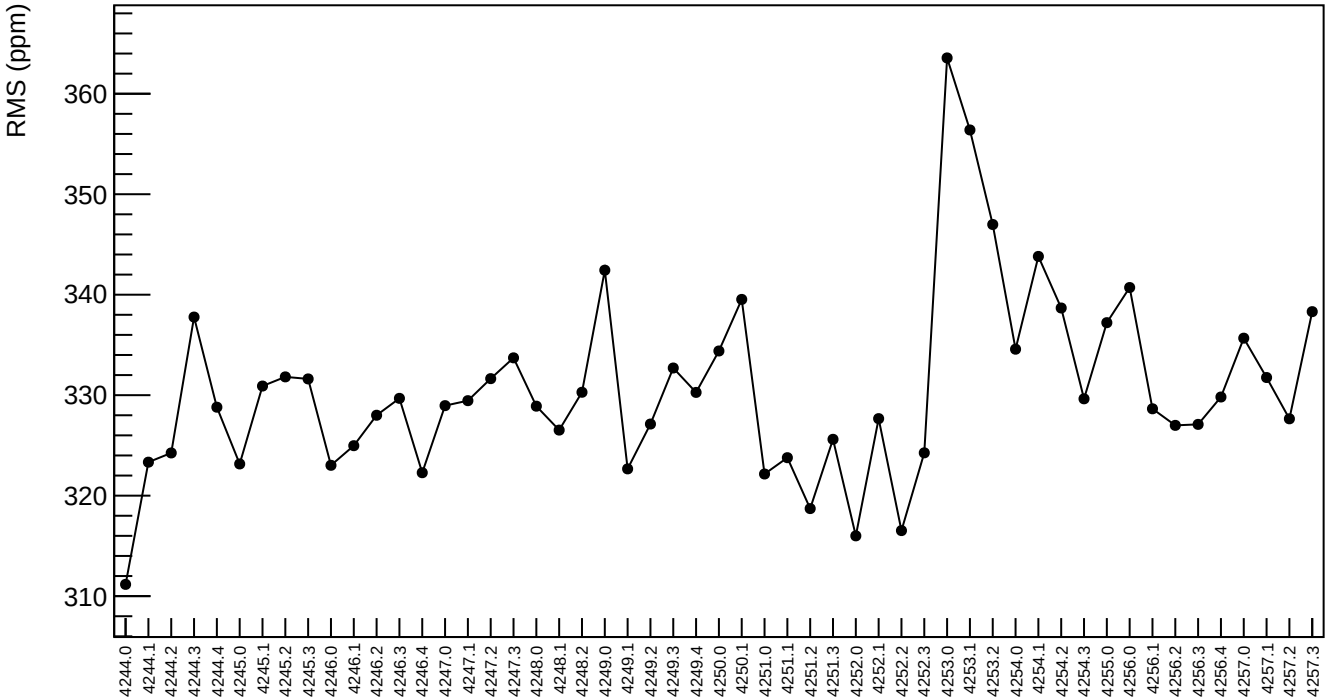

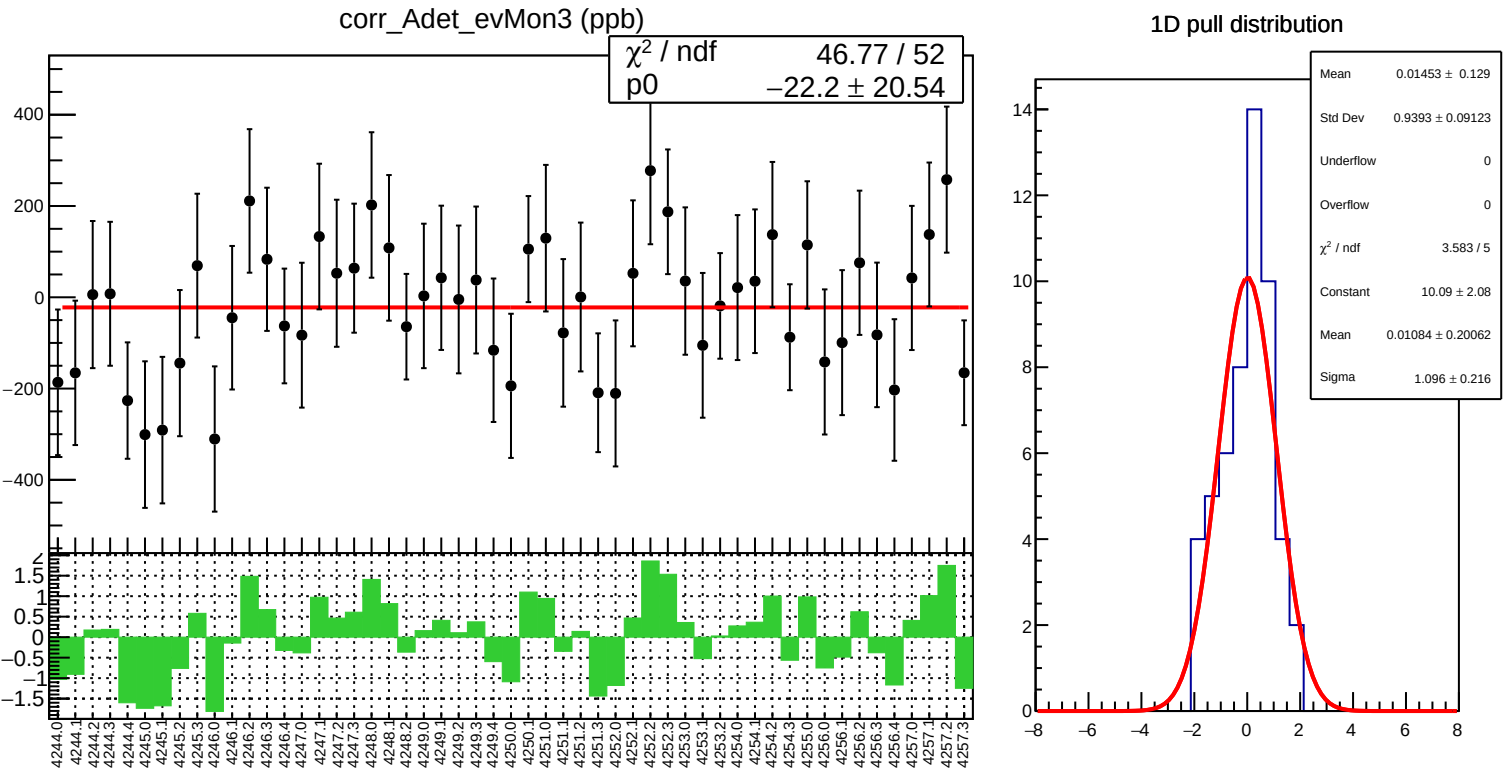
corr_Adet_evMon3 (ppb)
χ² / ndf 46.77 / 52
p0 −22.2 ± 20.54
1D pull distribution
Mean 0.01453 ± 0.129
Std Dev 0.9393 ± 0.09123
Underflow 0
Overflow 0
χ² / ndf 3.583 / 5
Constant 10.09 ± 2.08
Mean 0.01084 ± 0.20062
Sigma 1.096 ± 0.216

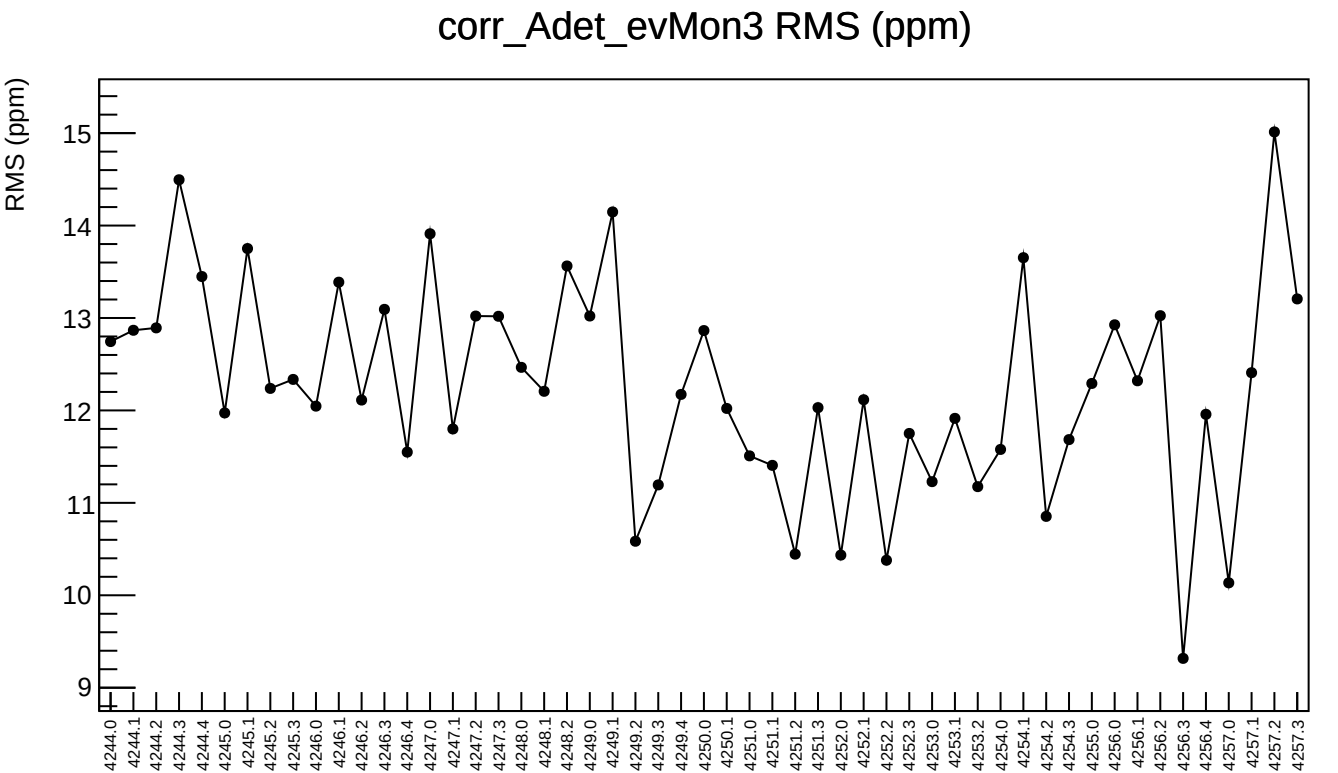
corr_Adet_evMon3 RMS (ppm)
RMS (ppm)
15
14
13
12
11
10
9
4244.0
4244.1
4244.2
4244.3
4244.4
4245.0
4245.1
4245.2
4245.3
4246.0
4246.1
4246.2
4246.3
4246.4
4247.0
4247.1
4247.2
4247.3
4248.0
4248.1
4248.2
4249.0
4249.1
4249.2
4249.3
4249.4
4250.0
4250.1
4251.0
4251.1
4251.2
4251.3
4252.0
4252.1
4252.2
4252.3
4253.0
4253.1
4253.2
4254.0
4254.1
4254.2
4254.3
4255.0
4256.0
4256.1
4256.2
4256.3
4256.4
4257.0
4257.1
4257.2
4257.3

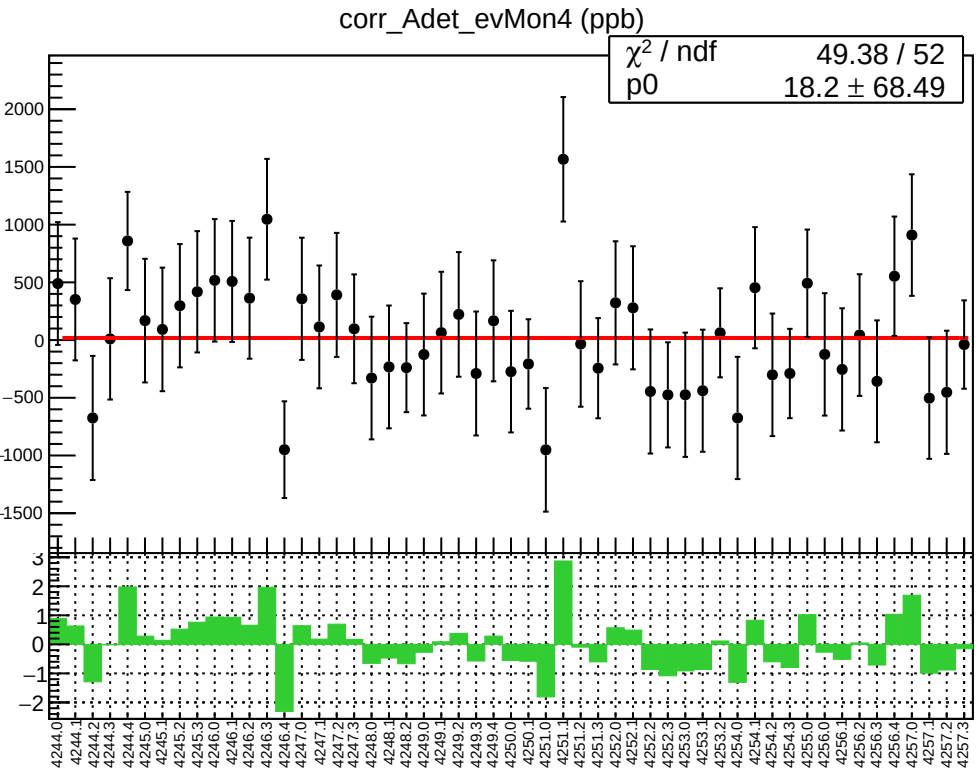
corr_Adet_evMon4 (ppb)
χ² / ndf 49.38 / 52
p0 18.2 ± 68.49

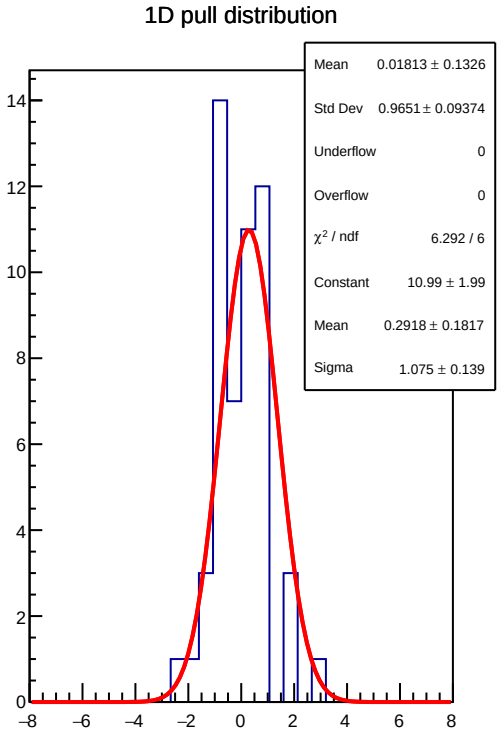
1D pull distribution
Mean 0.01813 ± 0.1326
Std Dev 0.9651 ± 0.09374
Underflow 0
Overflow 0
χ² / ndf 6.292 / 6
Constant 10.99 ± 1.99
Mean 0.2918 ± 0.1817
Sigma 1.075 ± 0.139

corr_Adet_evMon4 RMS (ppm)

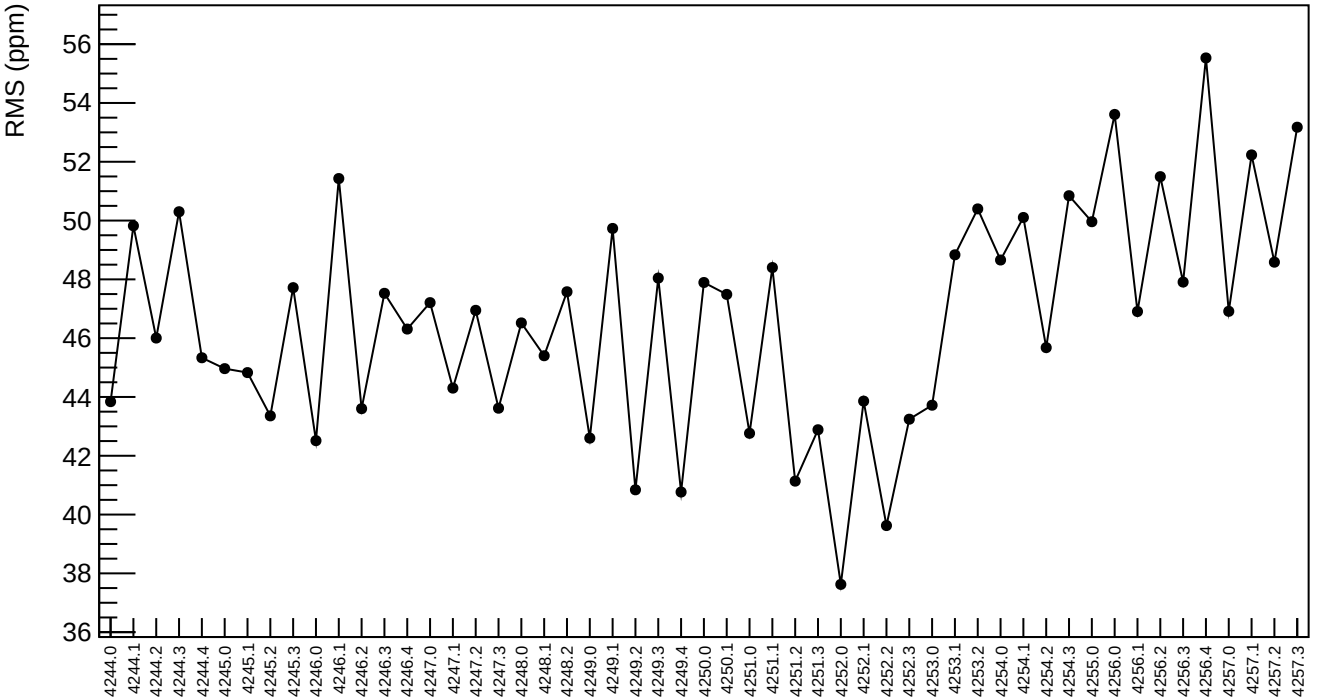

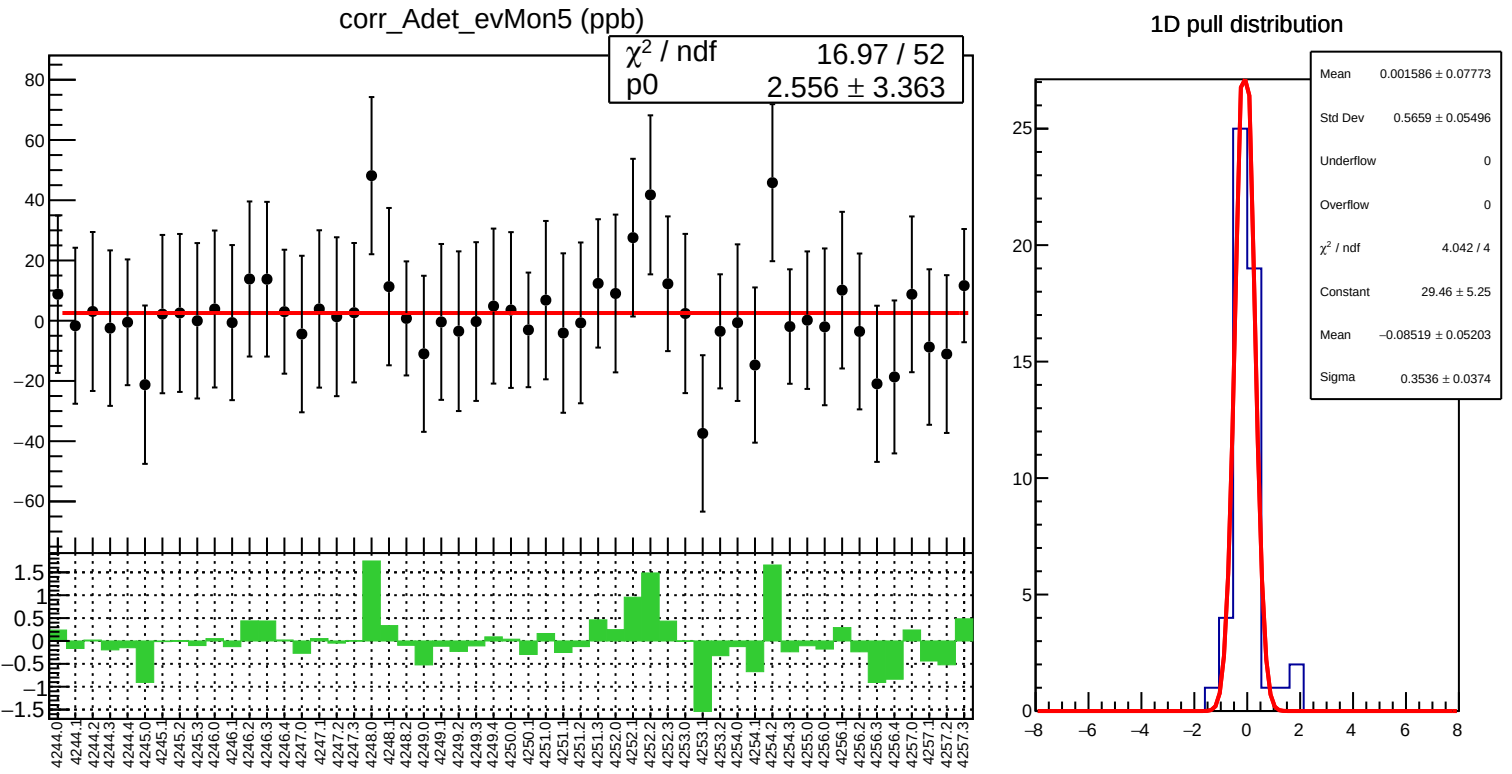
corr_Adet_evMon5 (ppb)
χ² / ndf 16.97 / 52
p0 2.556 ± 3.363
1D pull distribution
Mean 0.001586 ± 0.07773
Std Dev 0.5659 ± 0.05496
Underflow 0
Overflow 0
χ² / ndf 4.042 / 4
Constant 29.46 ± 5.25
Mean −0.08519 ± 0.05203
Sigma 0.3536 ± 0.0374

corr_Adet_evMon5 RMS (ppm)

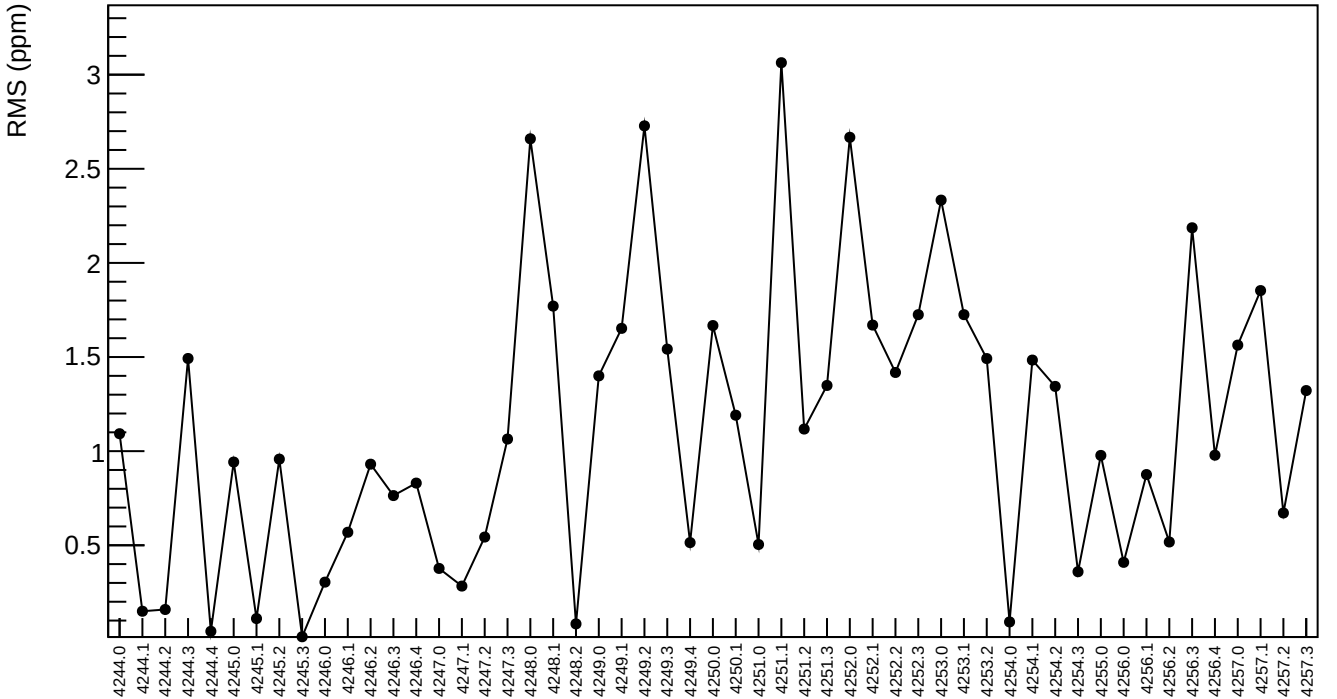

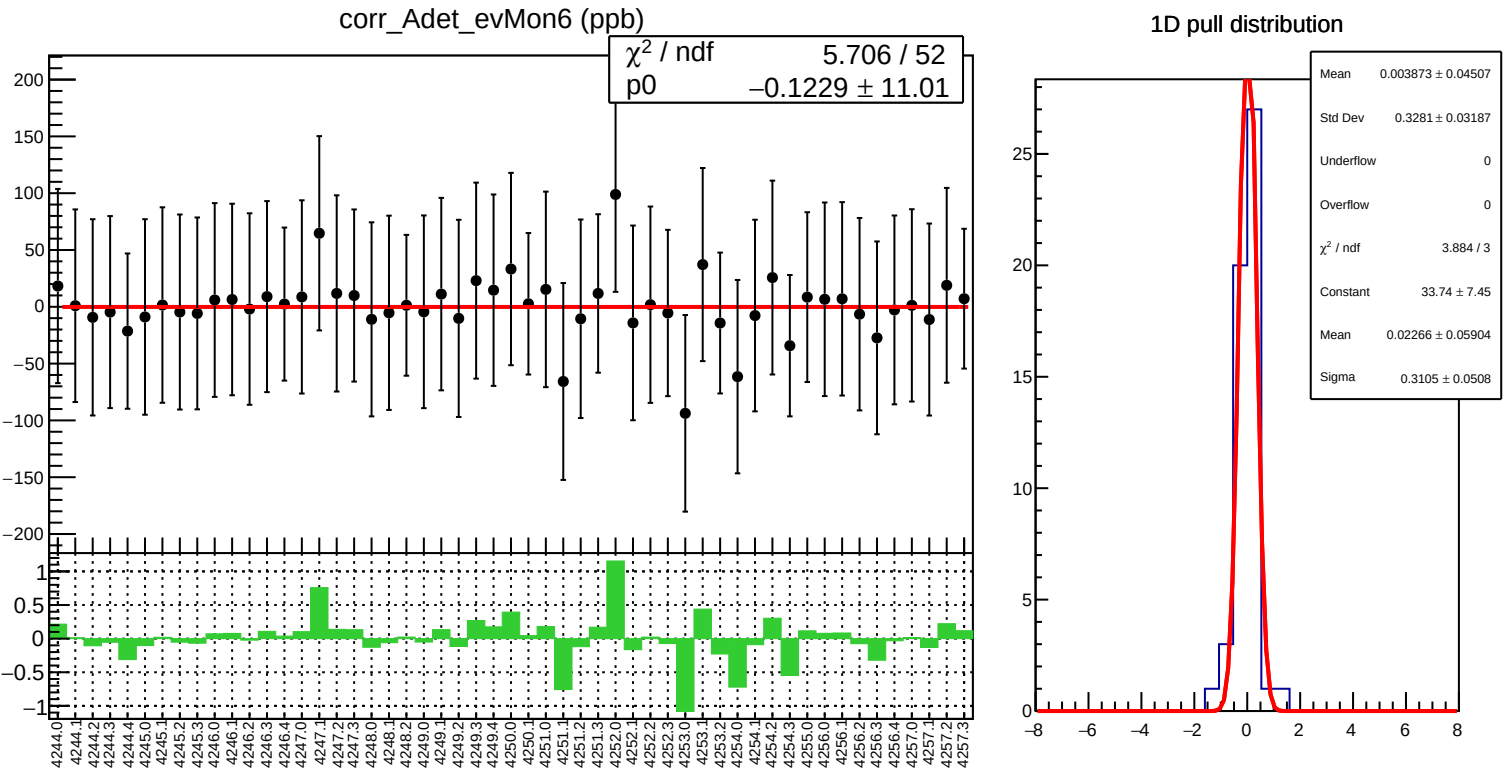
corr_Adet_evMon6 (ppb)
χ² / ndf 5.706 / 52
p0 −0.1229 ± 11.01
1D pull distribution
Mean 0.003873 ± 0.04507
Std Dev 0.3281 ± 0.03187
Underflow 0
Overflow 0
χ² / ndf 3.884 / 3
Constant 33.74 ± 7.45
Mean 0.02266 ± 0.05904
Sigma 0.3105 ± 0.0508

corr_Adet_evMon6 RMS (ppm)

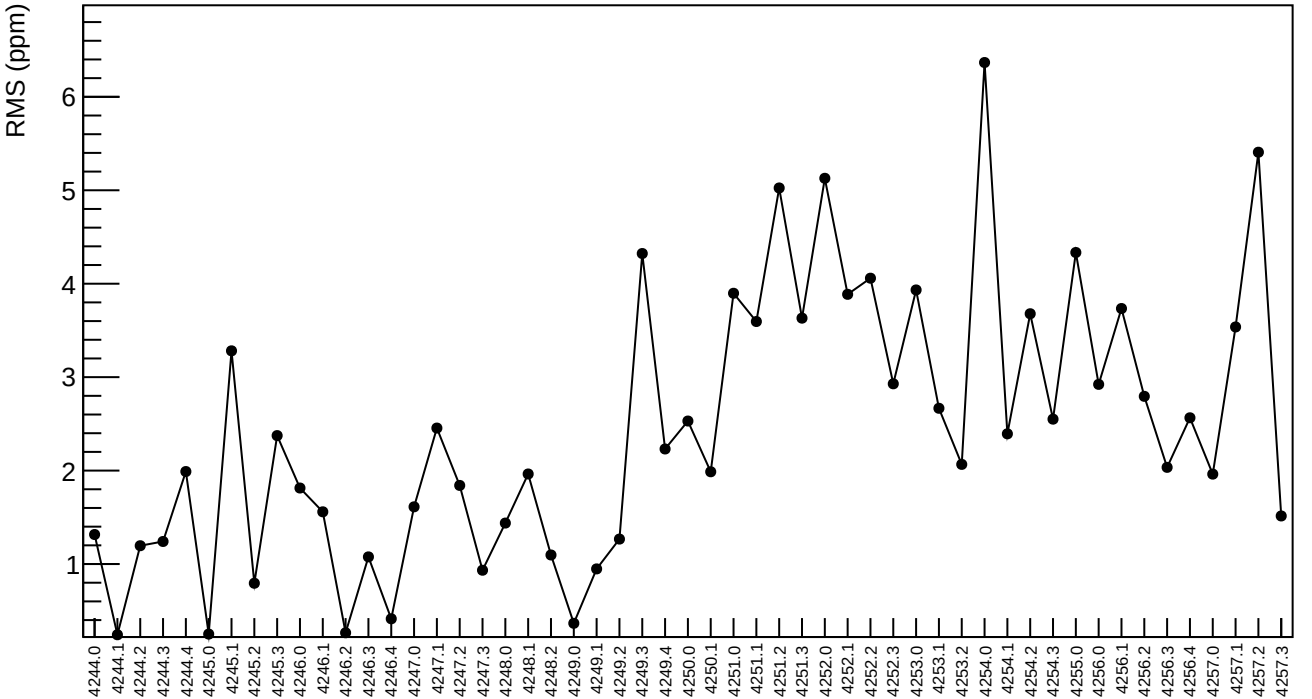

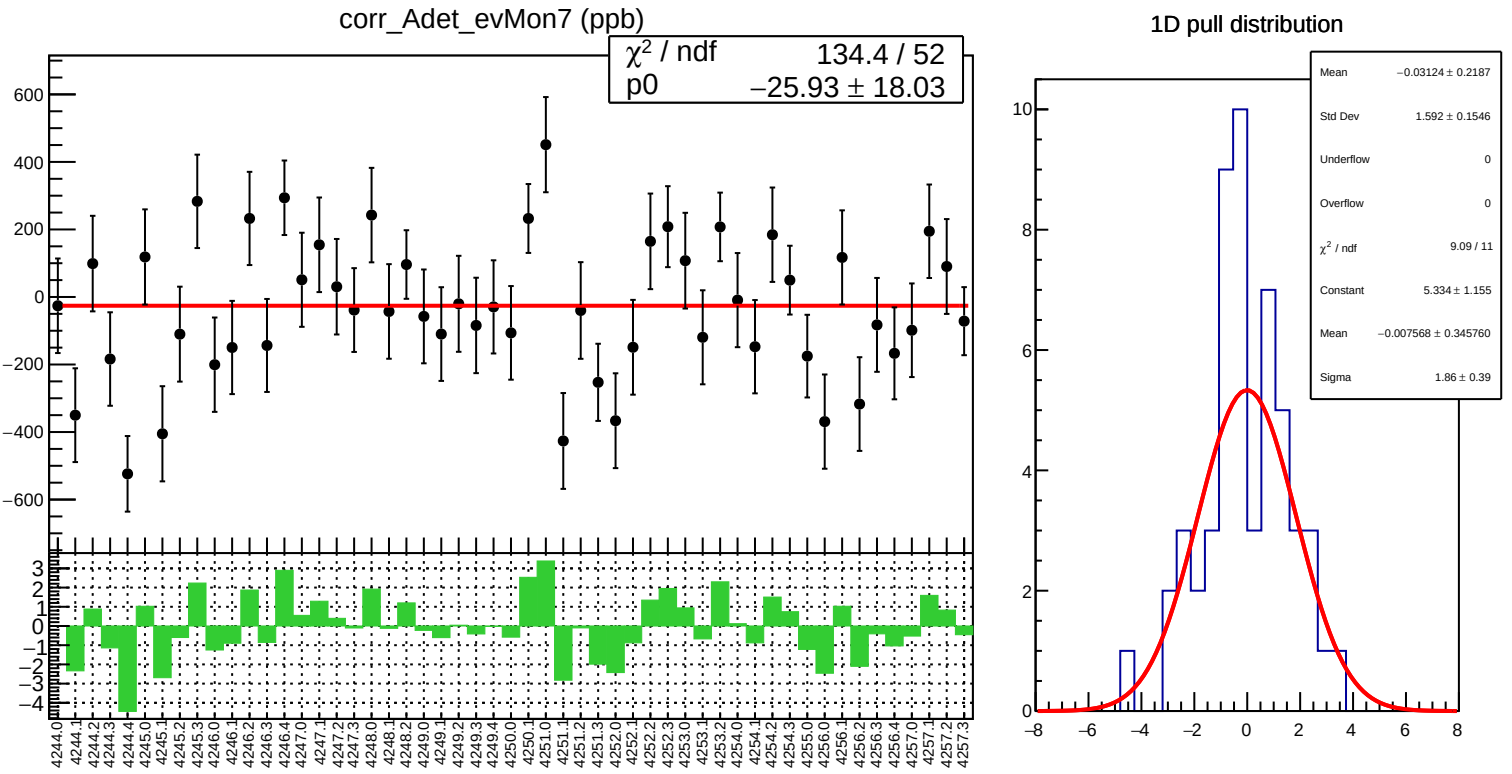
corr_Adet_evMon7 (ppb)
χ² / ndf 134.4 / 52
p0 −25.93 ± 18.03
1D pull distribution
Mean −0.03124 ± 0.2187
Std Dev 1.592 ± 0.1546
Underflow 0
Overflow 0
χ² / ndf 9.09 / 11
Constant 5.334 ± 1.155
Mean −0.007568 ± 0.345760
Sigma 1.86 ± 0.39

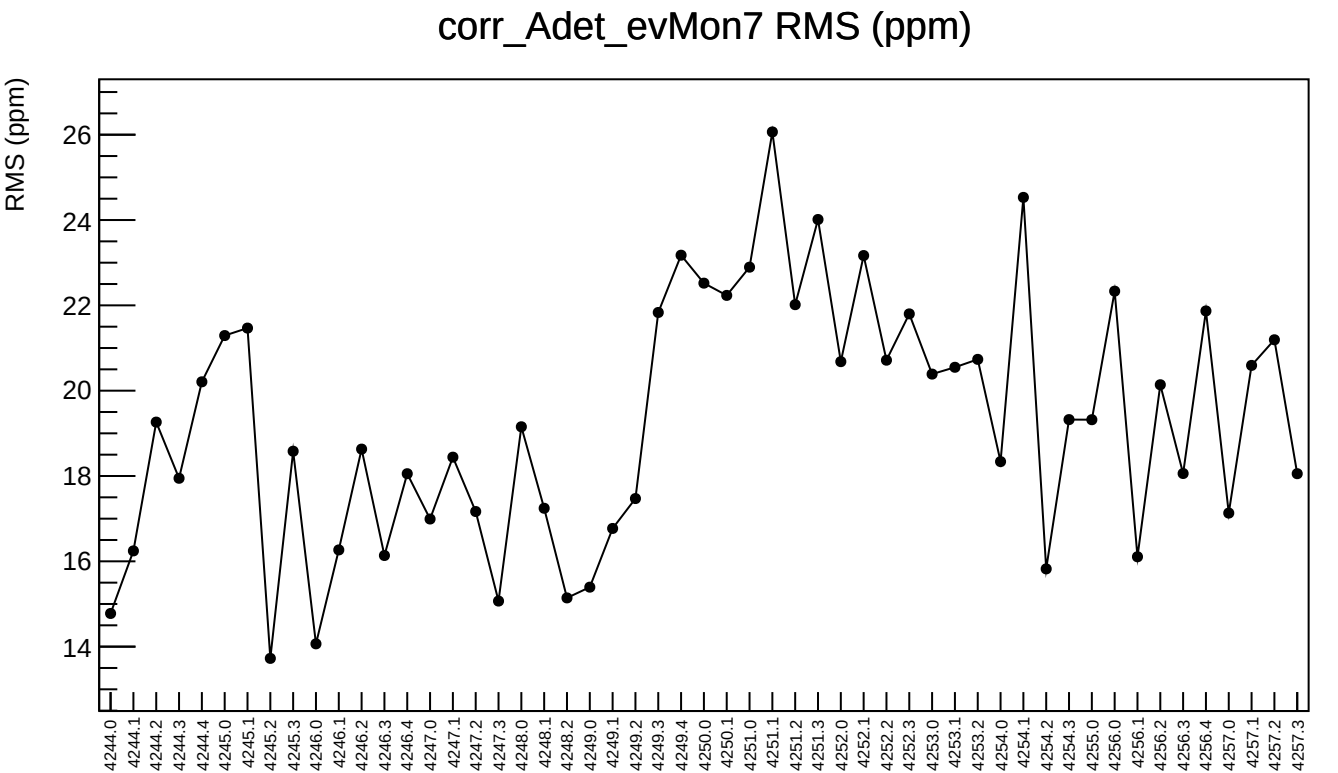
corr_Adet_evMon7 RMS (ppm)
RMS (ppm)
26
24
22
20
18
16
14
4244.0
4244.1
4244.2
4244.3
4244.4
4245.0
4245.1
4245.2
4245.3
4246.0
4246.1
4246.2
4246.3
4246.4
4247.0
4247.1
4247.2
4247.3
4248.0
4248.1
4248.2
4249.0
4249.1
4249.2
4249.3
4249.4
4250.0
4250.1
4251.0
4251.1
4251.2
4251.3
4252.0
4252.1
4252.2
4252.3
4253.0
4253.1
4253.2
4254.0
4254.1
4254.2
4254.3
4255.0
4256.0
4256.1
4256.2
4256.3
4256.4
4257.0
4257.1
4257.2
4257.3

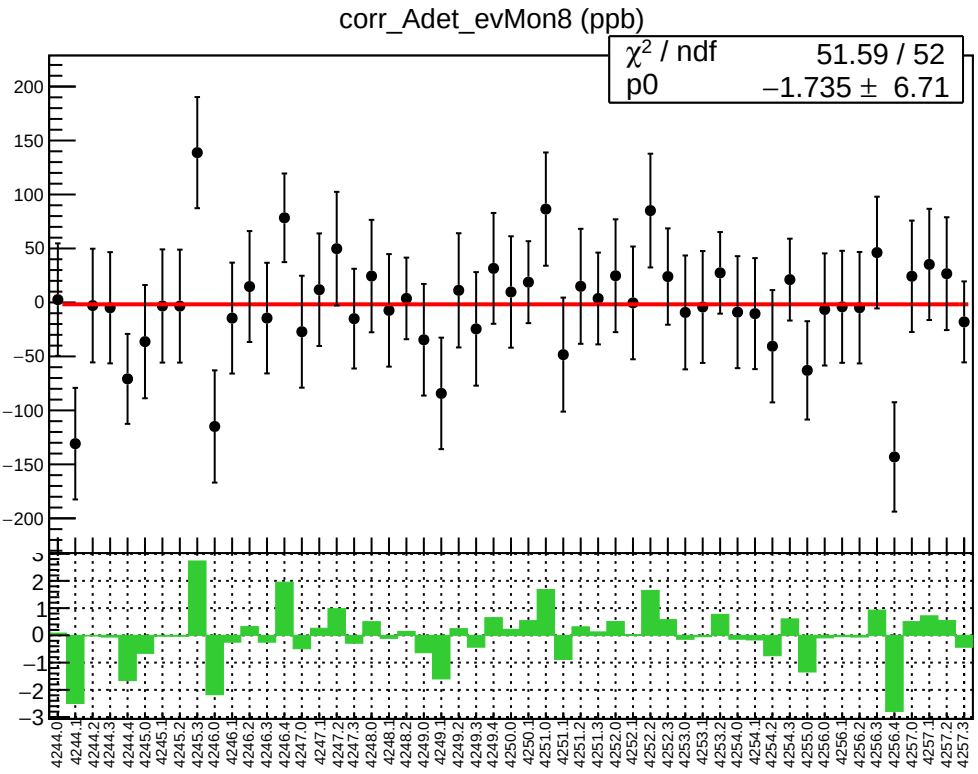
corr_Adet_evMon8 (ppb)
χ² / ndf 51.59 / 52
p0 −1.735 ± 6.71

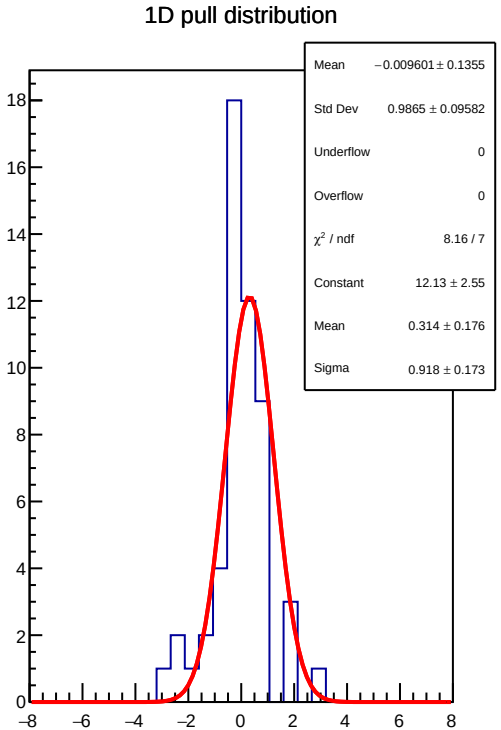
1D pull distribution
Mean −0.009601 ± 0.1355
Std Dev 0.9865 ± 0.09582
Underflow 0
Overflow 0
χ² / ndf 8.16 / 7
Constant 12.13 ± 2.55
Mean 0.314 ± 0.176
Sigma 0.918 ± 0.173

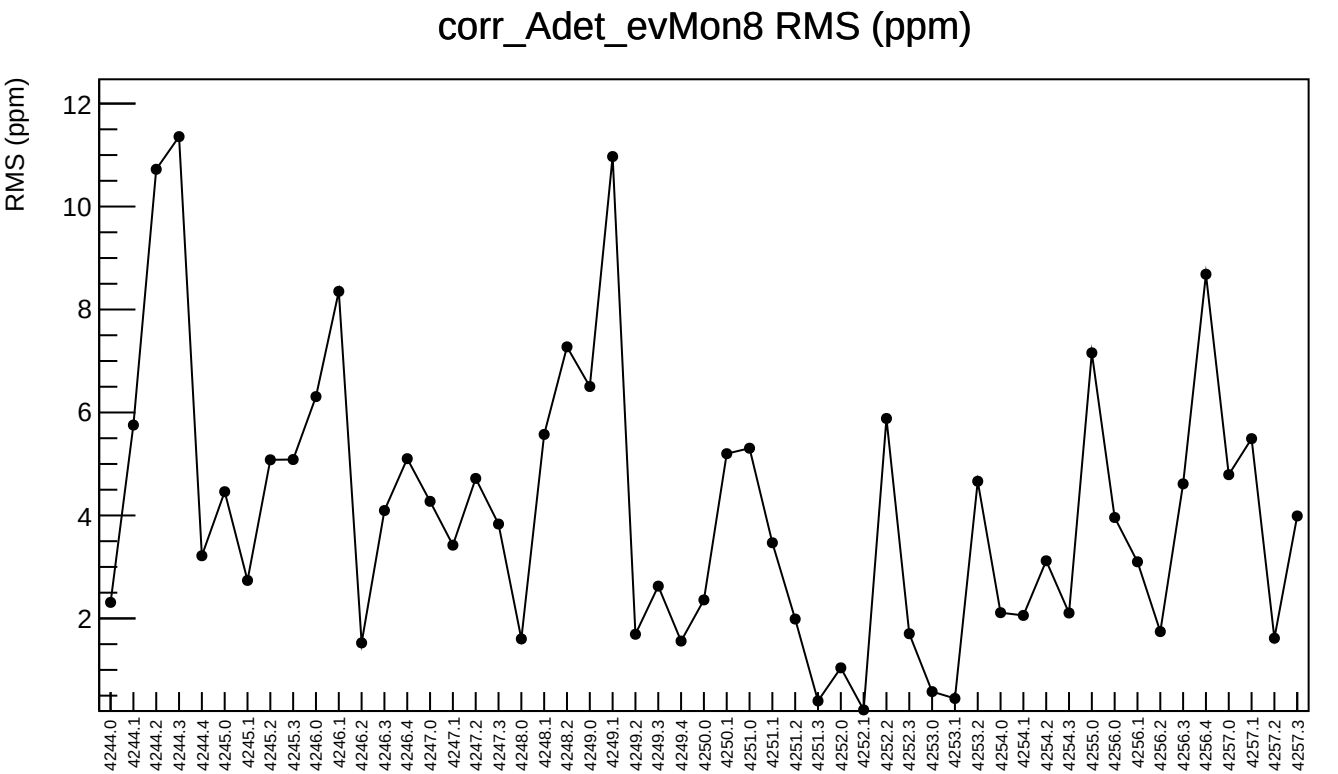
corr_Adet_evMon8 RMS (ppm)
RMS (ppm)
12
10
8
6
4
2
4244.0
4244.1
4244.2
4244.3
4244.4
4245.0
4245.1
4245.2
4245.3
4246.0
4246.1
4246.2
4246.3
4246.4
4247.0
4247.1
4247.2
4247.3
4248.0
4248.1
4248.2
4249.0
4249.1
4249.2
4249.3
4249.4
4250.0
4250.1
4251.0
4251.1
4251.2
4251.3
4252.0
4252.1
4252.2
4252.3
4253.0
4253.1
4253.2
4254.0
4254.1
4254.2
4254.3
4255.0
4256.0
4256.1
4256.2
4256.3
4256.4
4257.0
4257.1
4257.2
4257.3

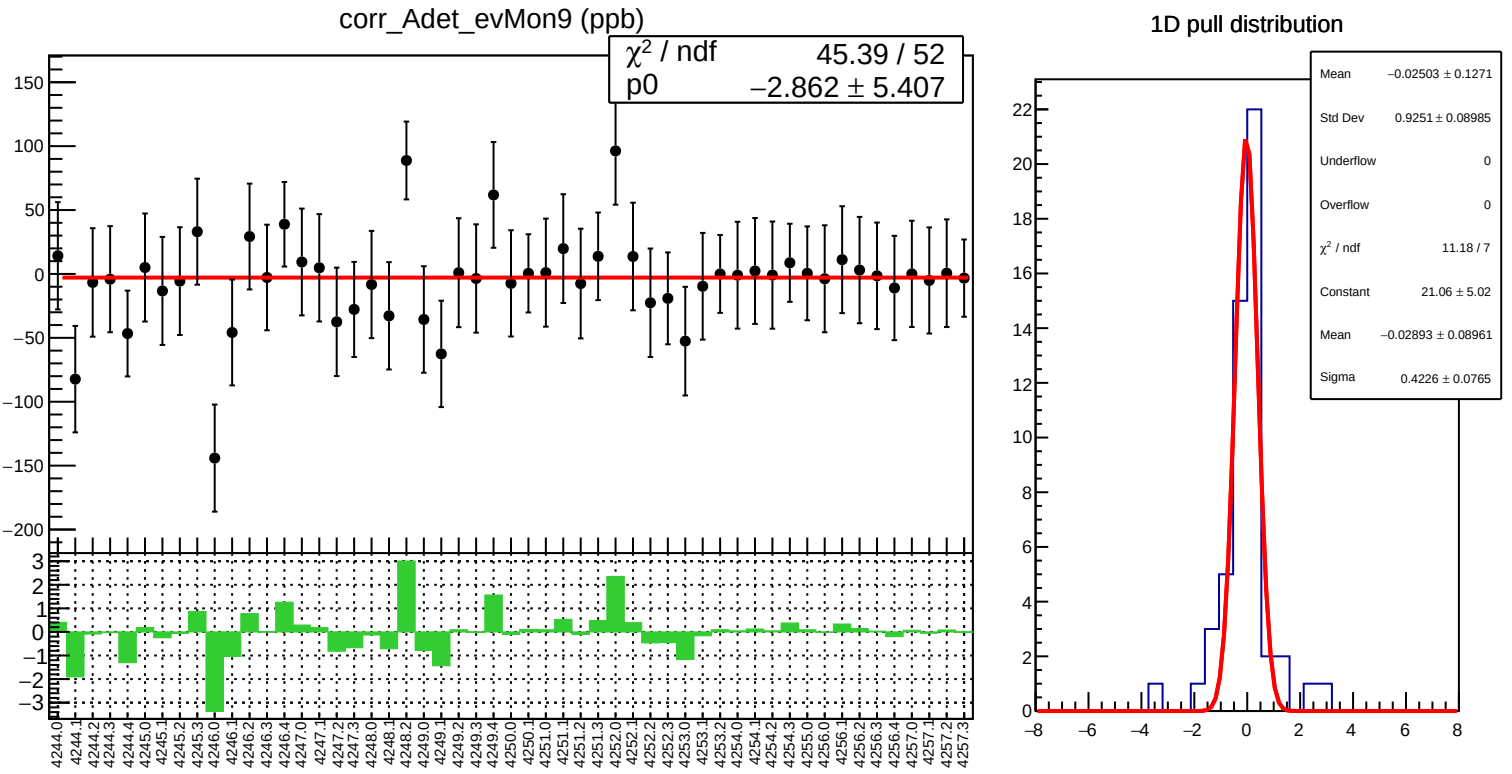
corr_Adet_evMon9 (ppb)
χ² / ndf 45.39 / 52
p0 −2.862 ± 5.407
1D pull distribution
Mean −0.02503 ± 0.1271
Std Dev 0.9251 ± 0.08985
Underflow 0
Overflow 0
χ² / ndf 11.18 / 7
Constant 21.06 ± 5.02
Mean −0.02893 ± 0.08961
Sigma 0.4226 ± 0.0765

corr_Adet_evMon9 RMS (ppm)

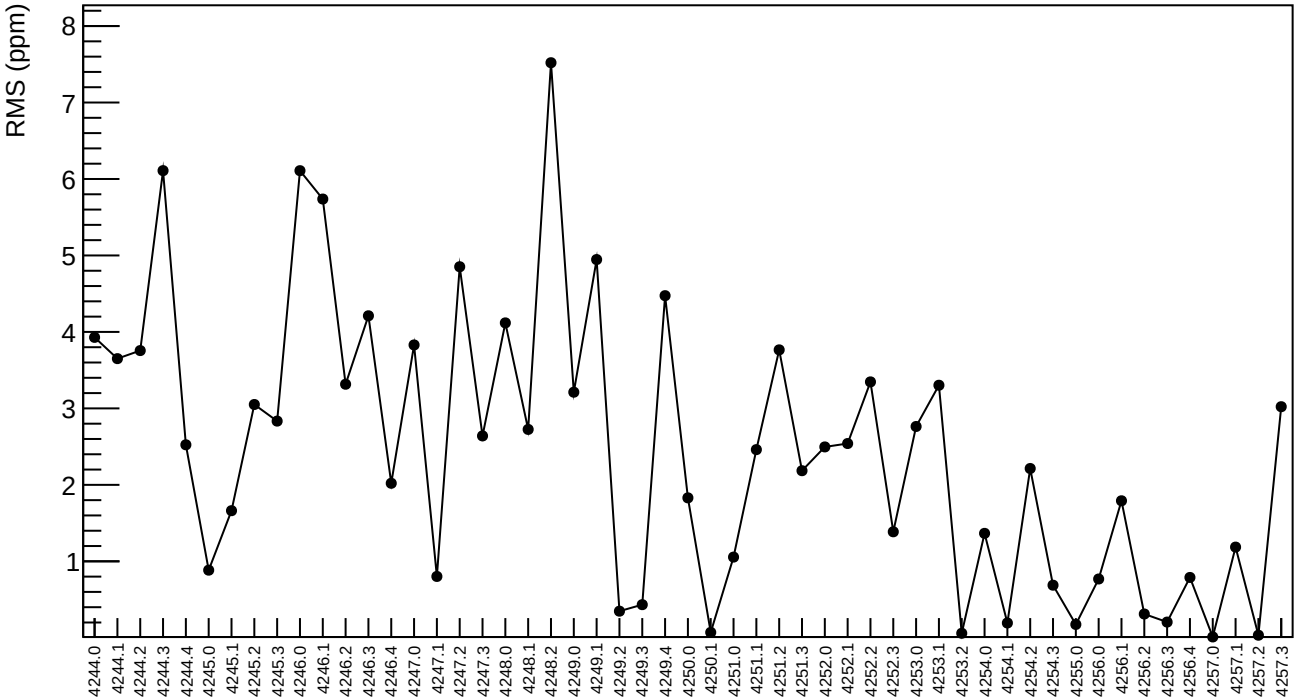

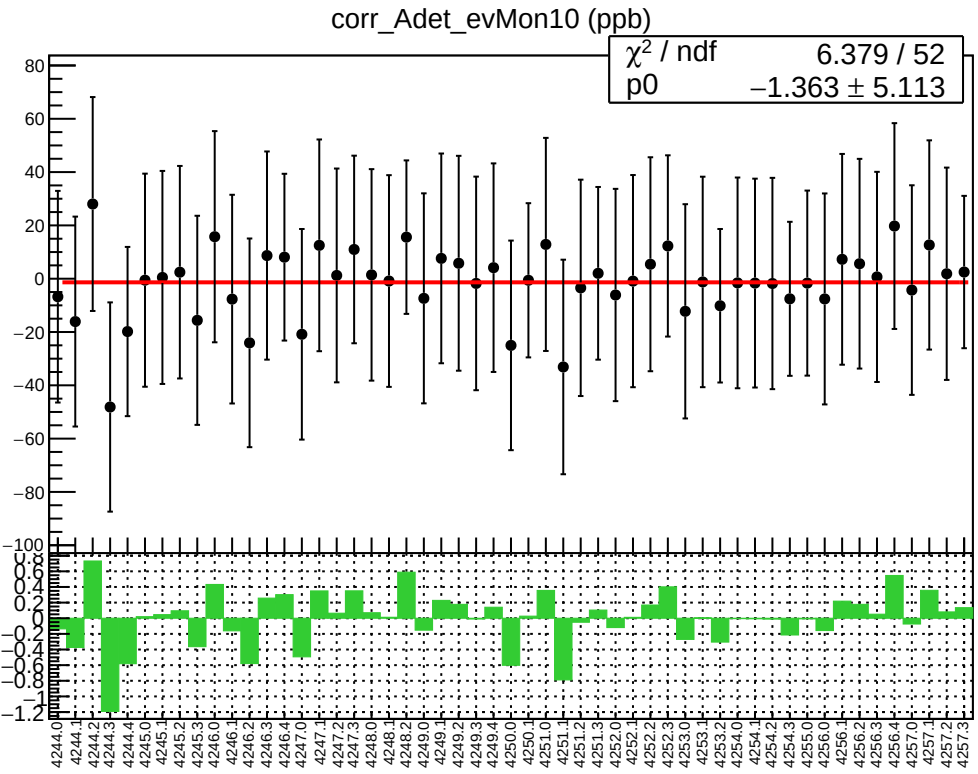
corr_Adet_evMon10 (ppb)
χ² / ndf 6.379 / 52
p0 −1.363 ± 5.113

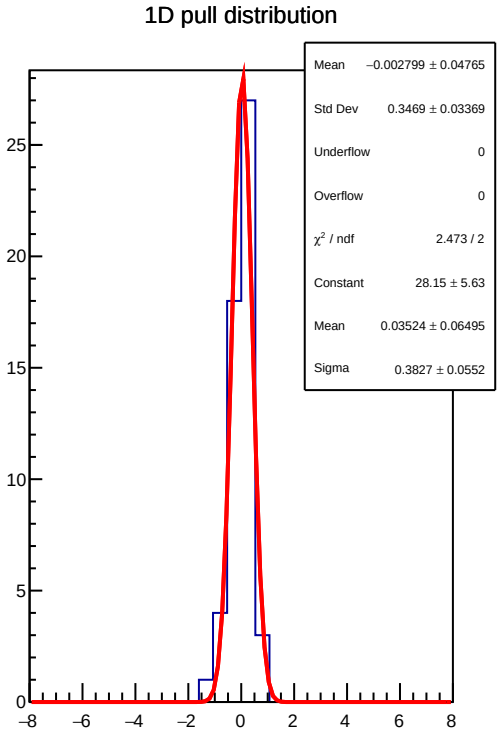
1D pull distribution
Mean −0.002799 ± 0.04765
Std Dev 0.3469 ± 0.03369
Underflow 0
Overflow 0
χ² / ndf 2.473 / 2
Constant 28.15 ± 5.63
Mean 0.03524 ± 0.06495
Sigma 0.3827 ± 0.0552

corr_Adet_evMon10 RMS (ppm)

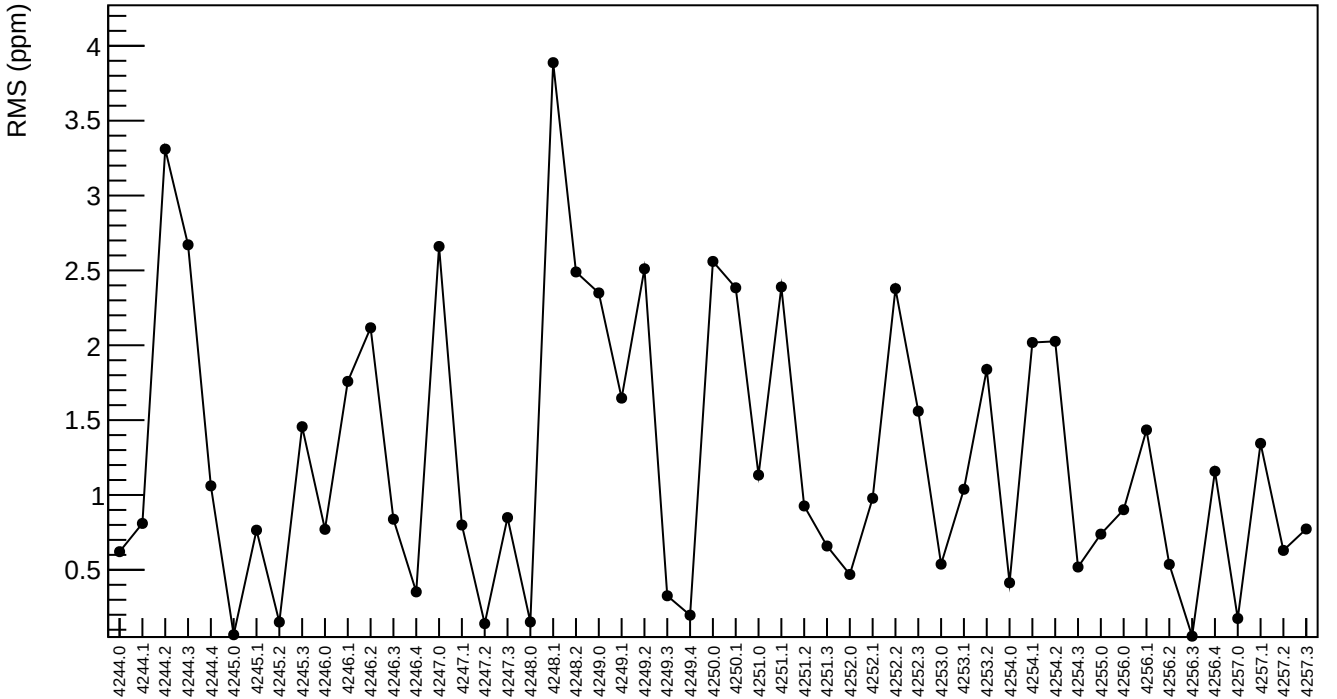

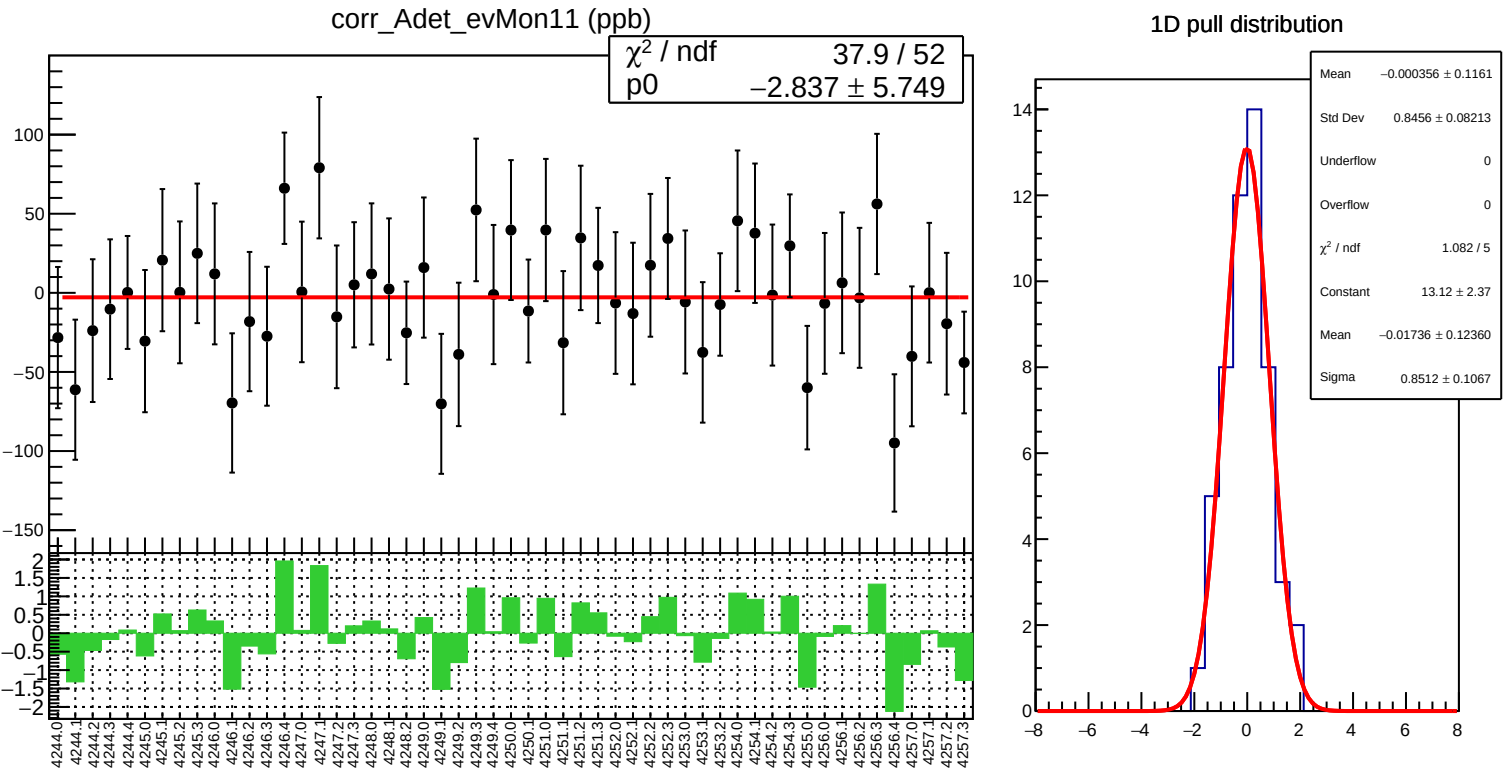
corr_Adet_evMon11 (ppb)
χ² / ndf 37.9 / 52
p0 −2.837 ± 5.749
1D pull distribution
Mean −0.000356 ± 0.1161
Std Dev 0.8456 ± 0.08213
Underflow 0
Overflow 0
χ² / ndf 1.082 / 5
Constant 13.12 ± 2.37
Mean −0.01736 ± 0.12360
Sigma 0.8512 ± 0.1067

corr_Adet_evMon11 RMS (ppm)

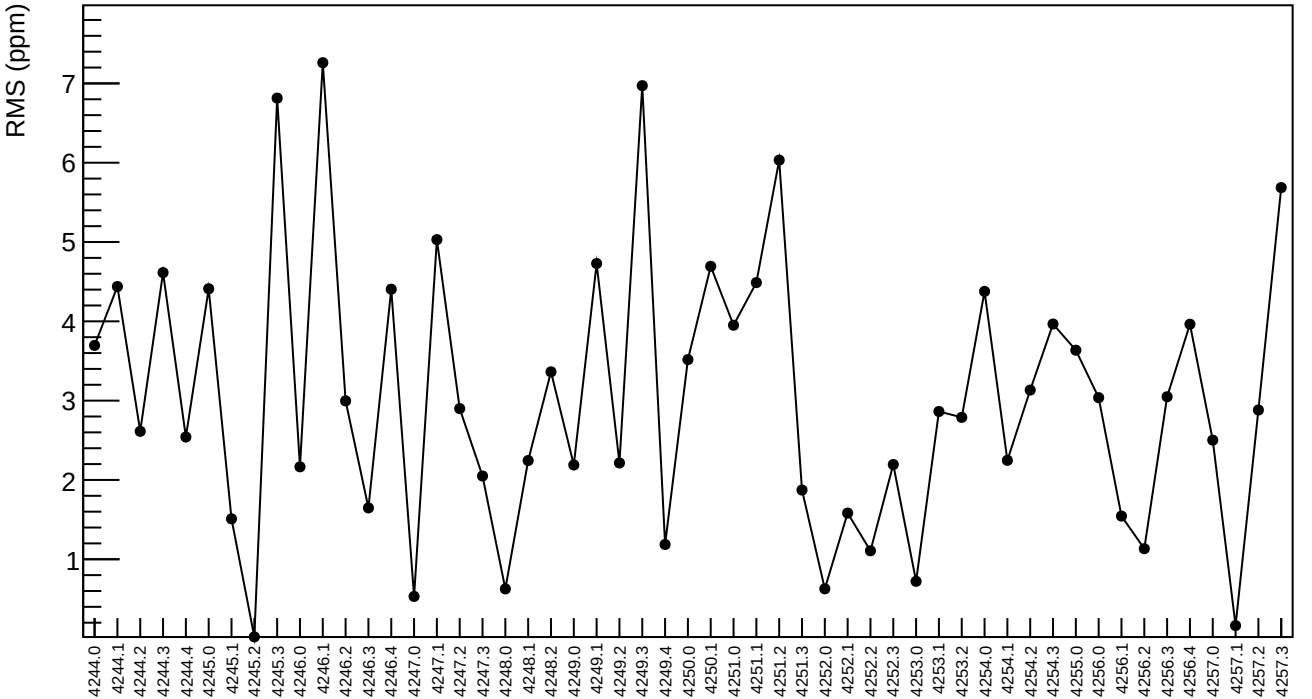

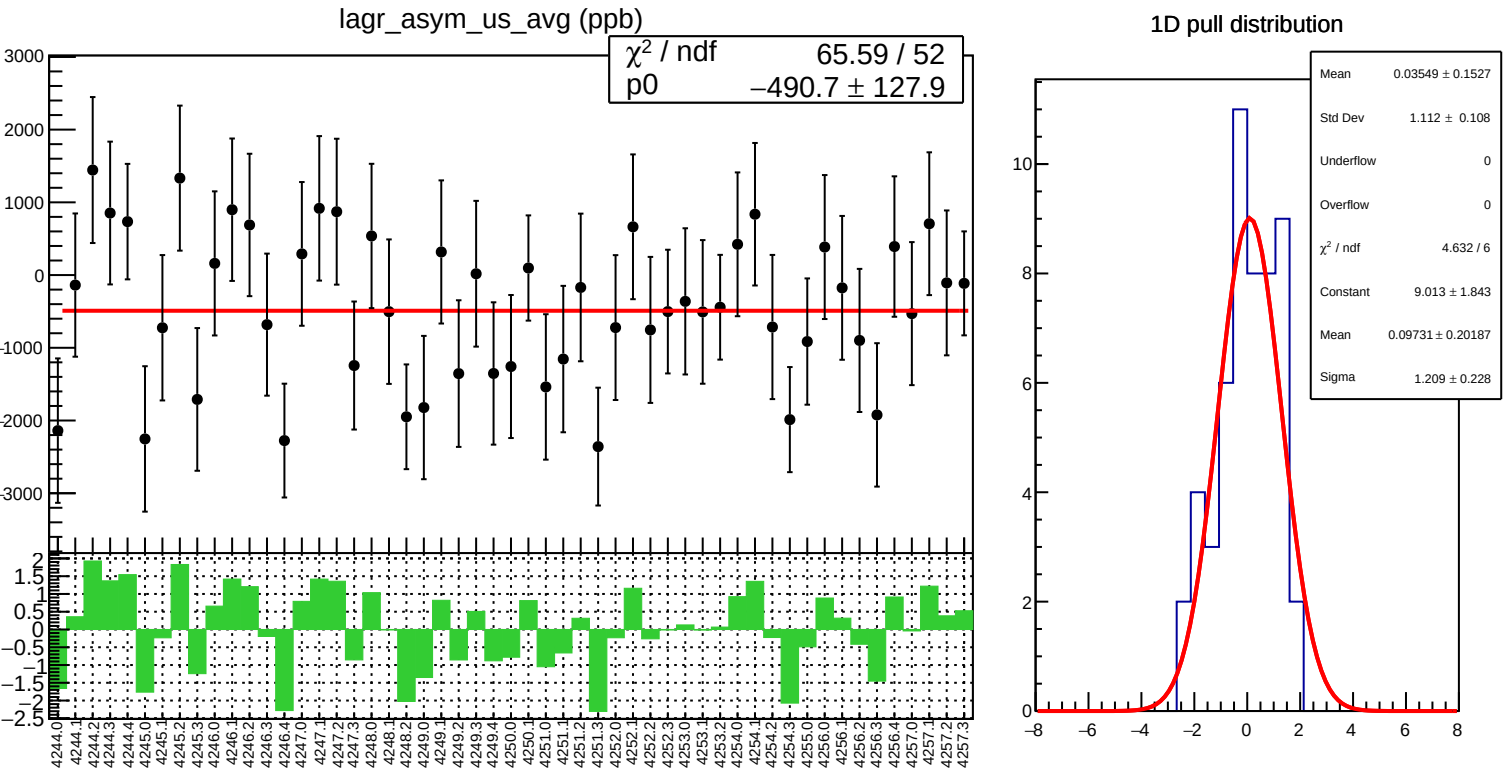
lagr_asym_us_avg (ppb)
χ² / ndf 65.59 / 52
p0 −490.7 ± 127.9
1D pull distribution
Mean 0.03549 ± 0.1527
Std Dev 1.112 ± 0.108
Underflow 0
Overflow 0
χ² / ndf 4.632 / 6
Constant 9.013 ± 1.843
Mean 0.09731 ± 0.20187
Sigma 1.209 ± 0.228

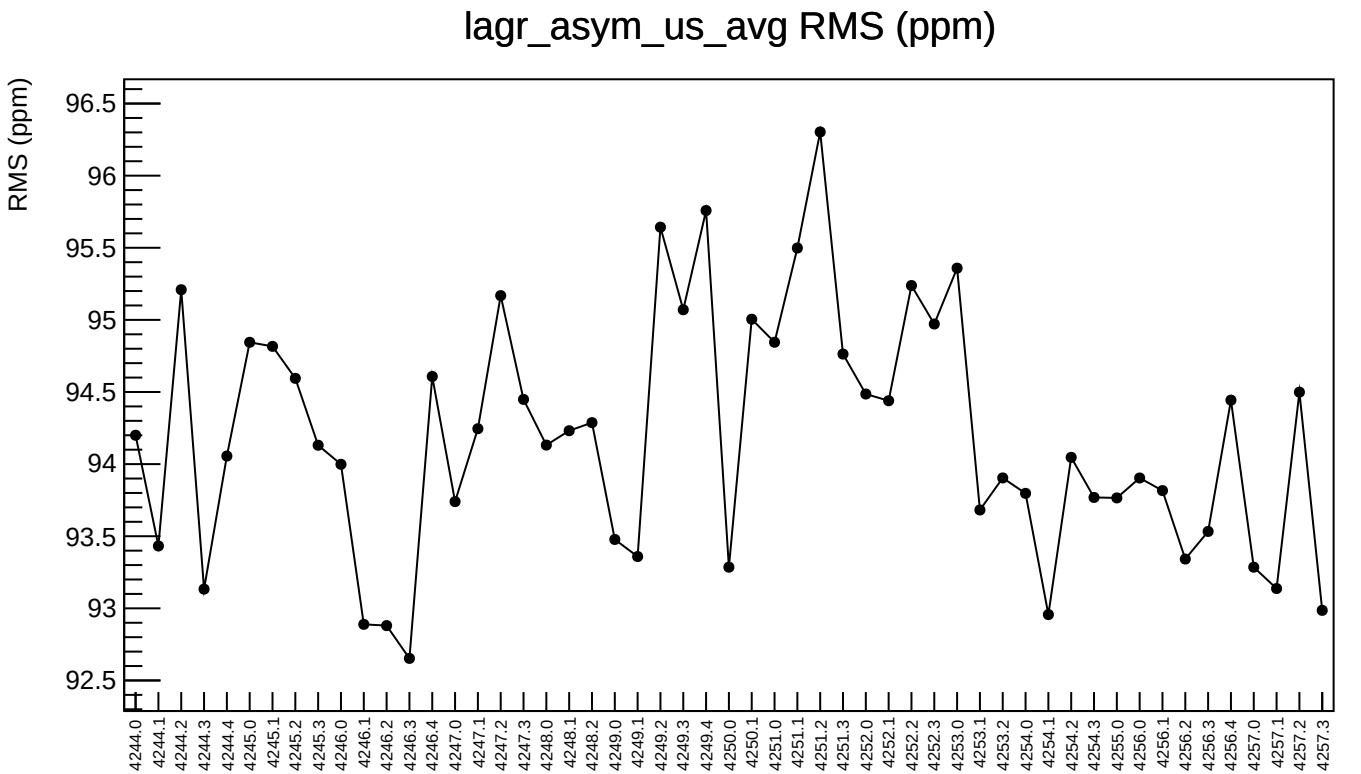
lagr_asym_us_avg RMS (ppm)
RMS (ppm)
96.5
96
95.5
95
94.5
94
93.5
93
92.5
4244.0
4244.1
4244.2
4244.3
4244.4
4245.0
4245.1
4245.2
4245.3
4246.0
4246.1
4246.2
4246.3
4246.4
4247.0
4247.1
4247.2
4247.3
4248.0
4248.1
4248.2
4249.0
4249.1
4249.2
4249.3
4249.4
4250.0
4250.1
4251.0
4251.1
4251.2
4251.3
4252.0
4252.1
4252.2
4252.3
4253.0
4253.1
4253.2
4254.0
4254.1
4254.2
4254.3
4255.0
4256.0
4256.1
4256.2
4256.3
4256.4
4257.0
4257.1
4257.2
4257.3

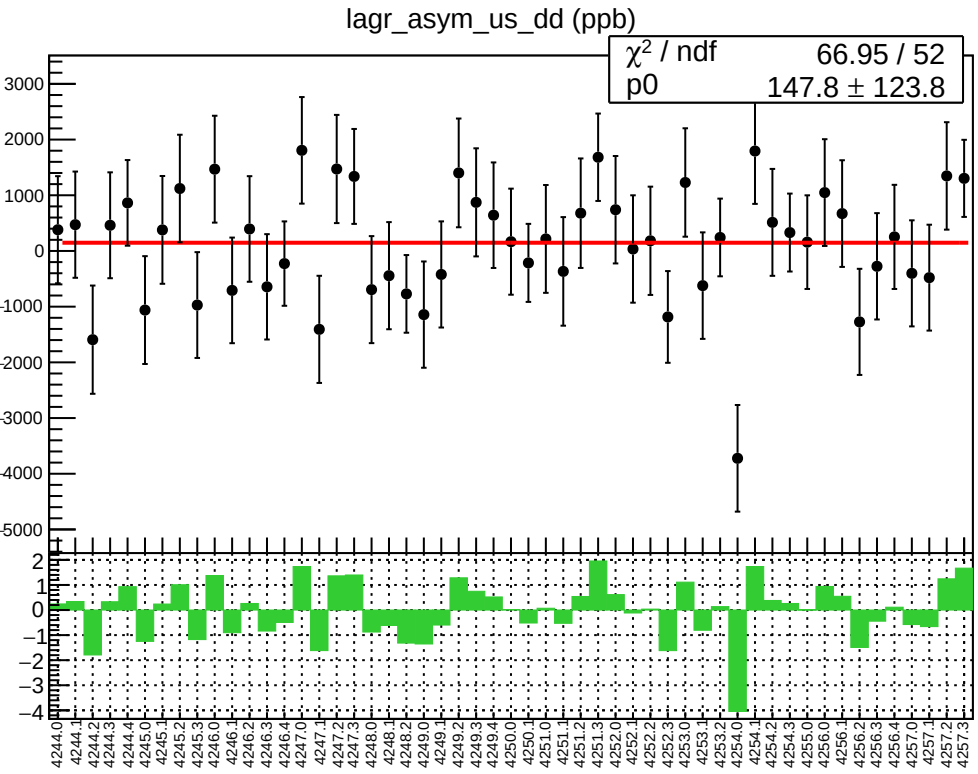
lagr_asym_us_dd (ppb)
χ² / ndf 66.95 / 52
p0 147.8 ± 123.8

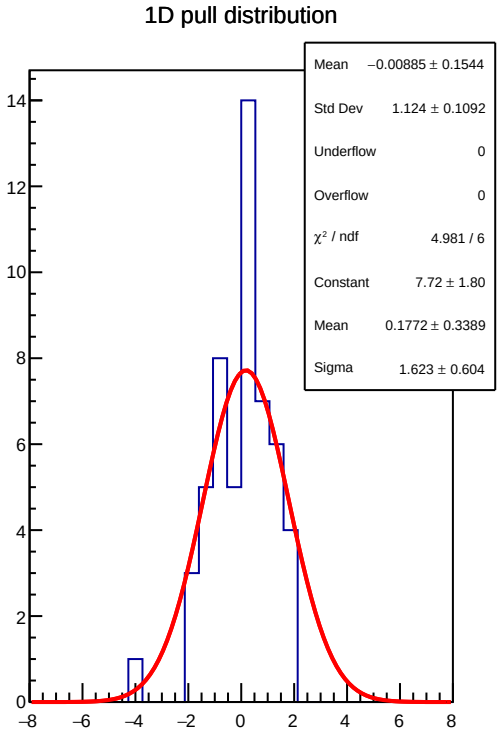
1D pull distribution
Mean −0.00885 ± 0.1544
Std Dev 1.124 ± 0.1092
Underflow 0
Overflow 0
χ² / ndf 4.981 / 6
Constant 7.72 ± 1.80
Mean 0.1772 ± 0.3389
Sigma 1.623 ± 0.604

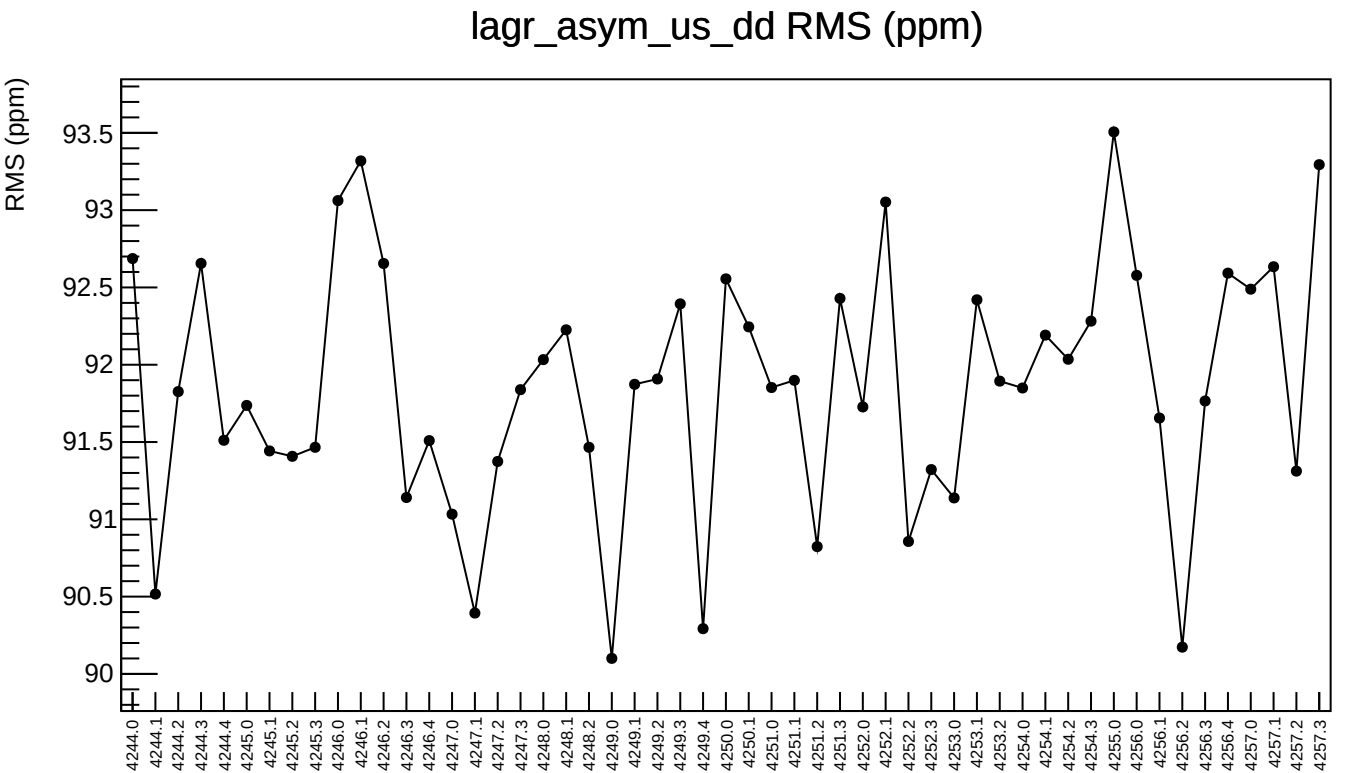
lagr_asym_us_dd RMS (ppm)
RMS (ppm)
93.5
93
92.5
92
91.5
91
90.5
90
4244.0
4244.1
4244.2
4244.3
4244.4
4245.0
4245.1
4245.2
4245.3
4246.0
4246.1
4246.2
4246.3
4246.4
4247.0
4247.1
4247.2
4247.3
4248.0
4248.1
4248.2
4249.0
4249.1
4249.2
4249.3
4249.4
4250.0
4250.1
4251.0
4251.1
4251.2
4251.3
4252.0
4252.1
4252.2
4252.3
4253.0
4253.1
4253.2
4254.0
4254.1
4254.2
4254.3
4255.0
4256.0
4256.1
4256.2
4256.3
4256.4
4257.0
4257.1
4257.2
4257.3

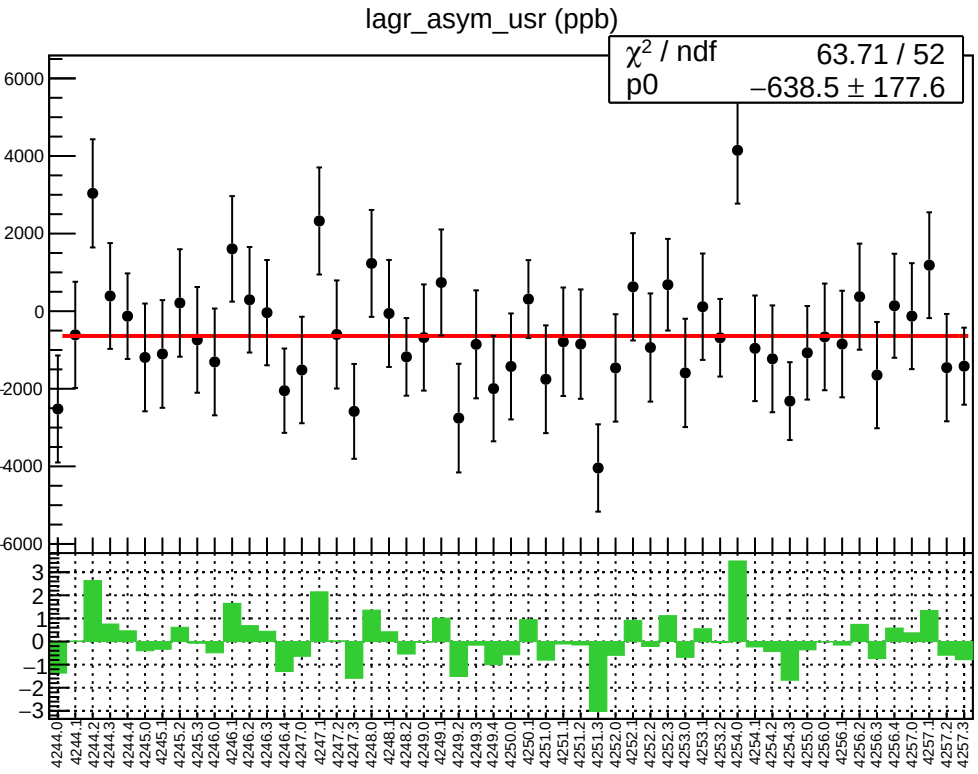
lagr_asym_usr (ppb)
χ² / ndf 63.71 / 52
p0 −638.5 ± 177.6
6000
4000
2000
0
-2000
-4000
-6000
3
2
1
0
−1
−2
−3
4244.0
4244.1
4244.2
4244.3
4244.4
4245.0
4245.1
4245.2
4245.3
4246.0
4246.1
4246.2
4246.3
4246.4
4247.0
4247.1
4247.2
4247.3
4248.0
4248.1
4248.2
4249.0
4249.1
4249.2
4249.3
4249.4
4250.0
4250.1
4251.0
4251.1
4251.2
4251.3
4252.0
4252.1
4252.2
4252.3
4253.0
4253.1
4253.2
4254.0
4254.1
4254.2
4254.3
4255.0
4256.0
4256.1
4256.2
4256.3
4256.4
4257.0
4257.1
4257.2
4257.3

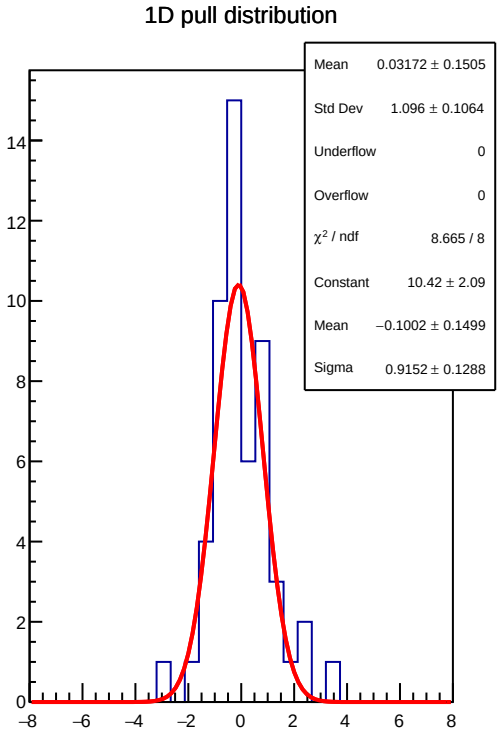
1D pull distribution
Mean 0.03172 ± 0.1505
Std Dev 1.096 ± 0.1064
Underflow 0
Overflow 0
χ² / ndf 8.665 / 8
Constant 10.42 ± 2.09
Mean −0.1002 ± 0.1499
Sigma 0.9152 ± 0.1288
14
12
10
8
6
4
2
0
−8
−6
−4
−2
0
2
4
6
8

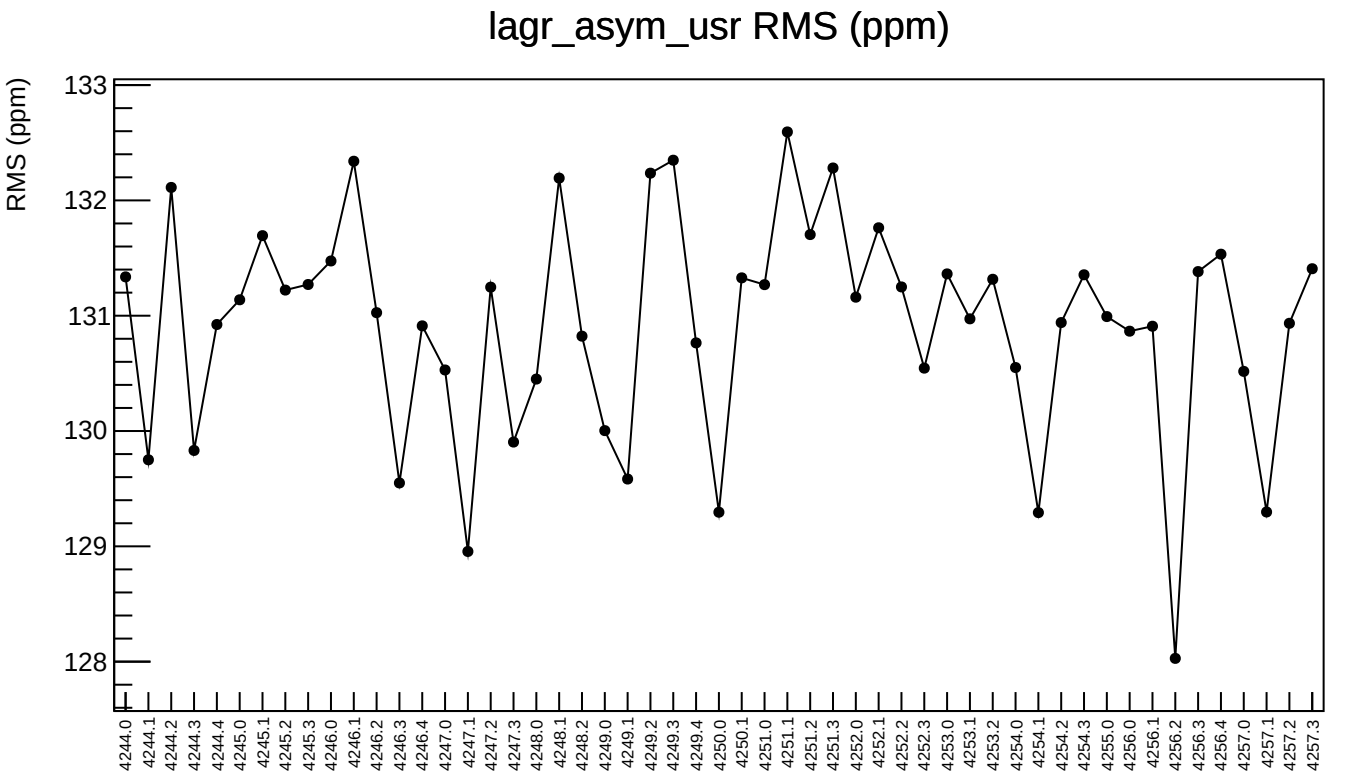
lagr_asym_usr RMS (ppm)
RMS (ppm)
133
132
131
130
129
128
4244.0
4244.1
4244.2
4244.3
4244.4
4245.0
4245.1
4245.2
4245.3
4246.0
4246.1
4246.2
4246.3
4246.4
4247.0
4247.1
4247.2
4247.3
4248.0
4248.1
4248.2
4249.0
4249.1
4249.2
4249.3
4249.4
4250.0
4250.1
4251.0
4251.1
4251.2
4251.3
4252.0
4252.1
4252.2
4252.3
4253.0
4253.1
4253.2
4254.0
4254.1
4254.2
4254.3
4255.0
4256.0
4256.1
4256.2
4256.3
4256.4
4257.0
4257.1
4257.2
4257.3

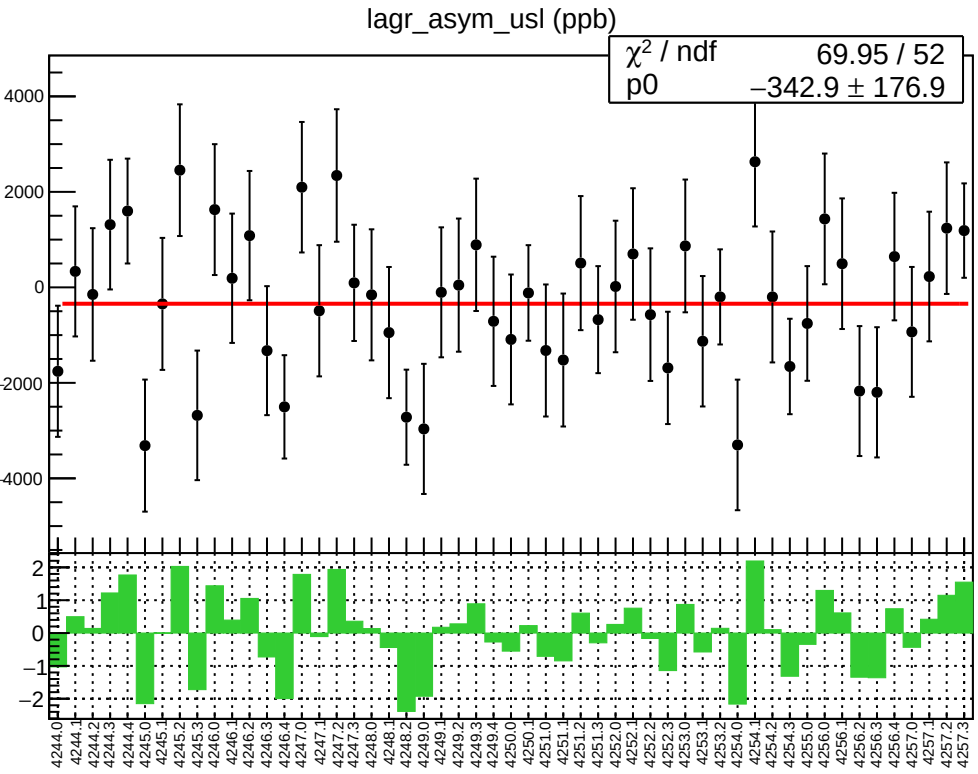
lagr_asym_usl (ppb)
χ² / ndf 69.95 / 52
p0 −342.9 ± 176.9
4000
2000
0
-2000
-4000
2
1
0
−1
−2
4244.0
4244.1
4244.2
4244.3
4244.4
4245.0
4245.1
4245.2
4245.3
4246.0
4246.1
4246.2
4246.3
4246.4
4247.0
4247.1
4247.2
4247.3
4248.0
4248.1
4248.2
4249.0
4249.1
4249.2
4249.3
4249.4
4250.0
4250.1
4251.0
4251.1
4251.2
4251.3
4252.0
4252.1
4252.2
4252.3
4253.0
4253.1
4253.2
4254.0
4254.1
4254.2
4254.3
4255.0
4256.0
4256.1
4256.2
4256.3
4256.4
4257.0
4257.1
4257.2
4257.3

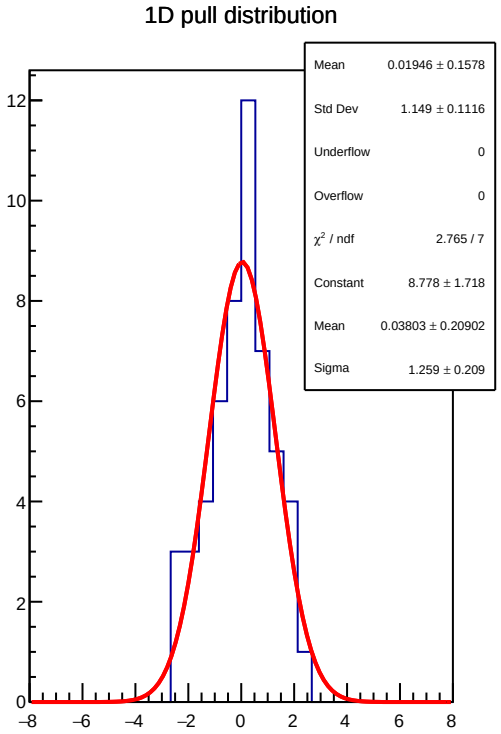
1D pull distribution
Mean 0.01946 ± 0.1578
Std Dev 1.149 ± 0.1116
Underflow 0
Overflow 0
χ² / ndf 2.765 / 7
Constant 8.778 ± 1.718
Mean 0.03803 ± 0.20902
Sigma 1.259 ± 0.209
12
10
8
6
4
2
0
−8
−6
−4
−2
0
2
4
6
8

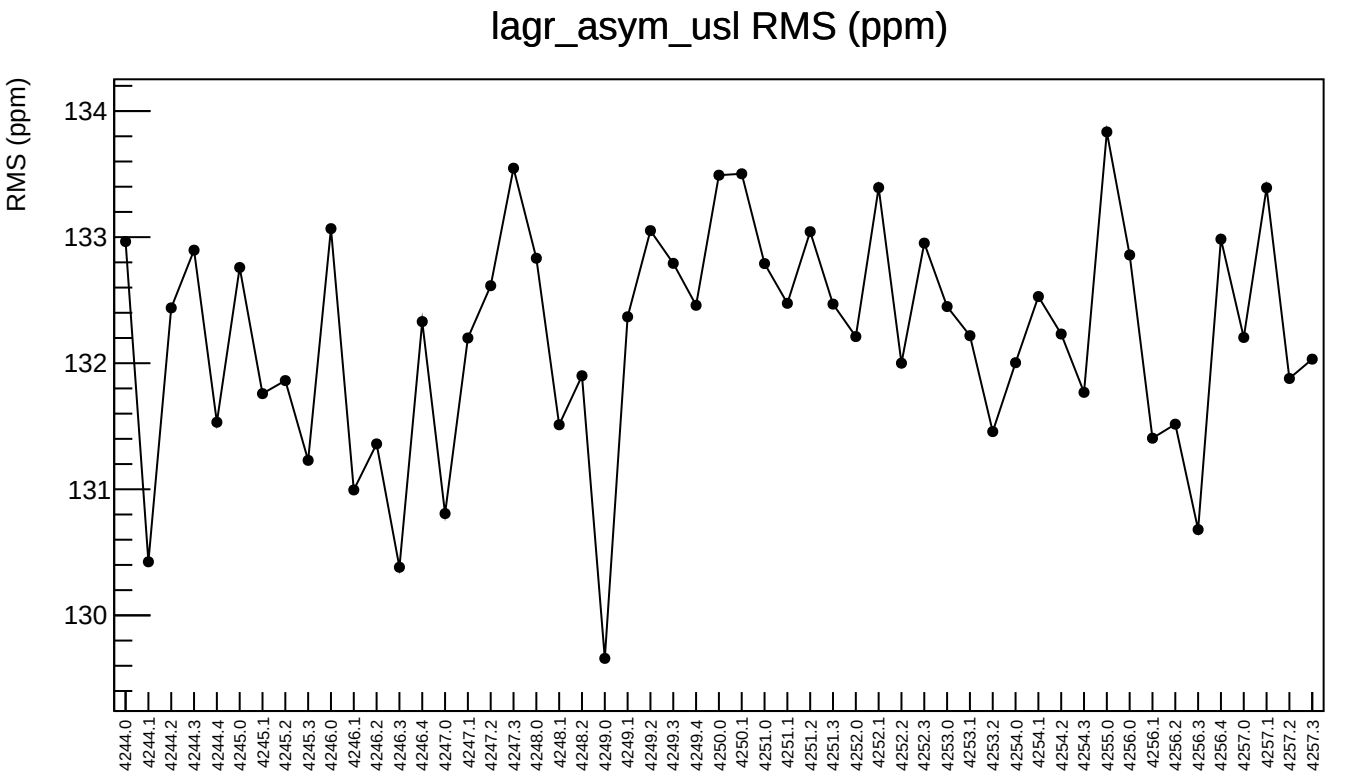
lagr_asym_usl RMS (ppm)
RMS (ppm)
134
133
132
131
130
4244.0
4244.1
4244.2
4244.3
4244.4
4245.0
4245.1
4245.2
4245.3
4246.0
4246.1
4246.2
4246.3
4246.4
4247.0
4247.1
4247.2
4247.3
4248.0
4248.1
4248.2
4249.0
4249.1
4249.2
4249.3
4249.4
4250.0
4250.1
4251.0
4251.1
4251.2
4251.3
4252.0
4252.1
4252.2
4252.3
4253.0
4253.1
4253.2
4254.0
4254.1
4254.2
4254.3
4255.0
4256.0
4256.1
4256.2
4256.3
4256.4
4257.0
4257.1
4257.2
4257.3

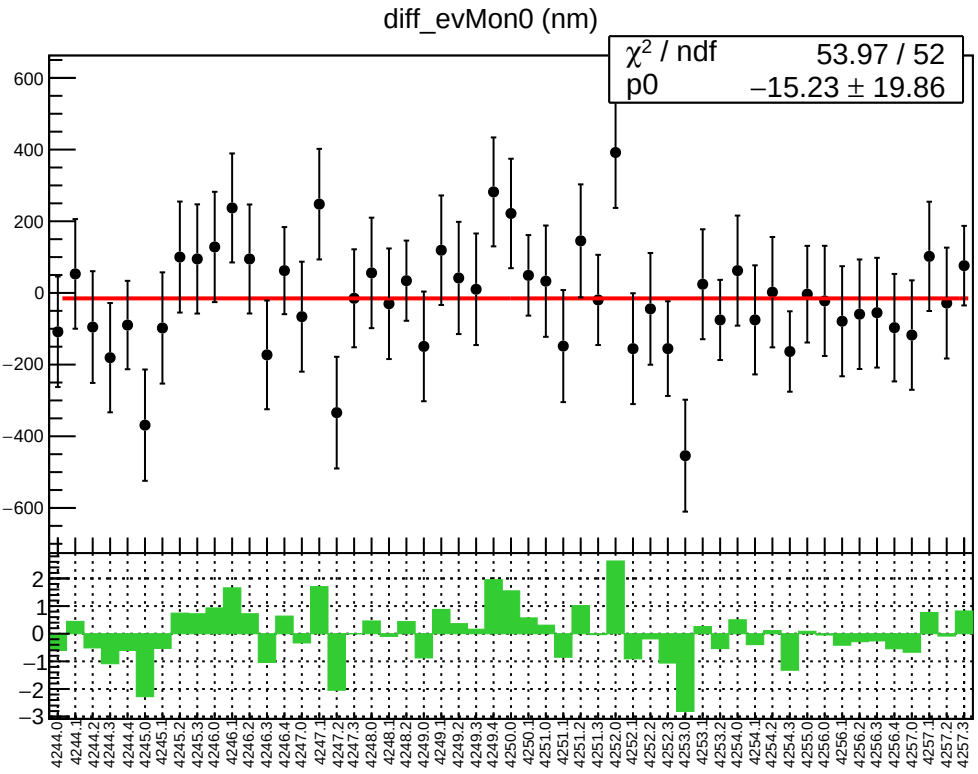
diff_evMon0 (nm)
χ² / ndf 53.97 / 52
p0 −15.23 ± 19.86

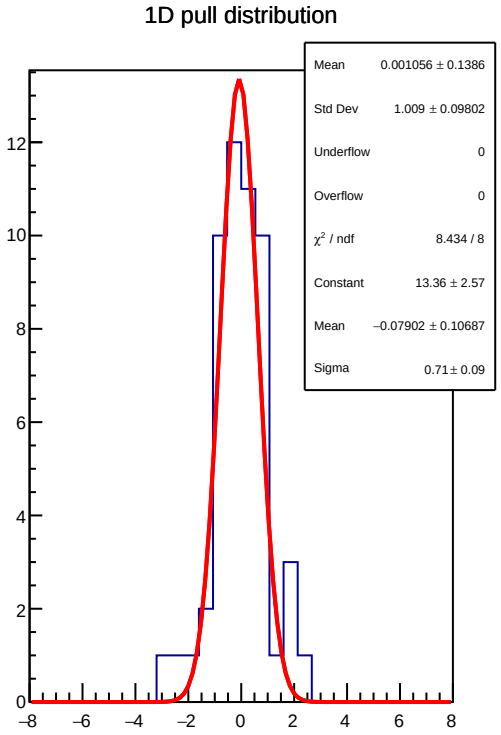
1D pull distribution
Mean 0.001056 ± 0.1386
Std Dev 1.009 ± 0.09802
Underflow 0
Overflow 0
χ² / ndf 8.434 / 8
Constant 13.36 ± 2.57
Mean −0.07902 ± 0.10687
Sigma 0.71 ± 0.09

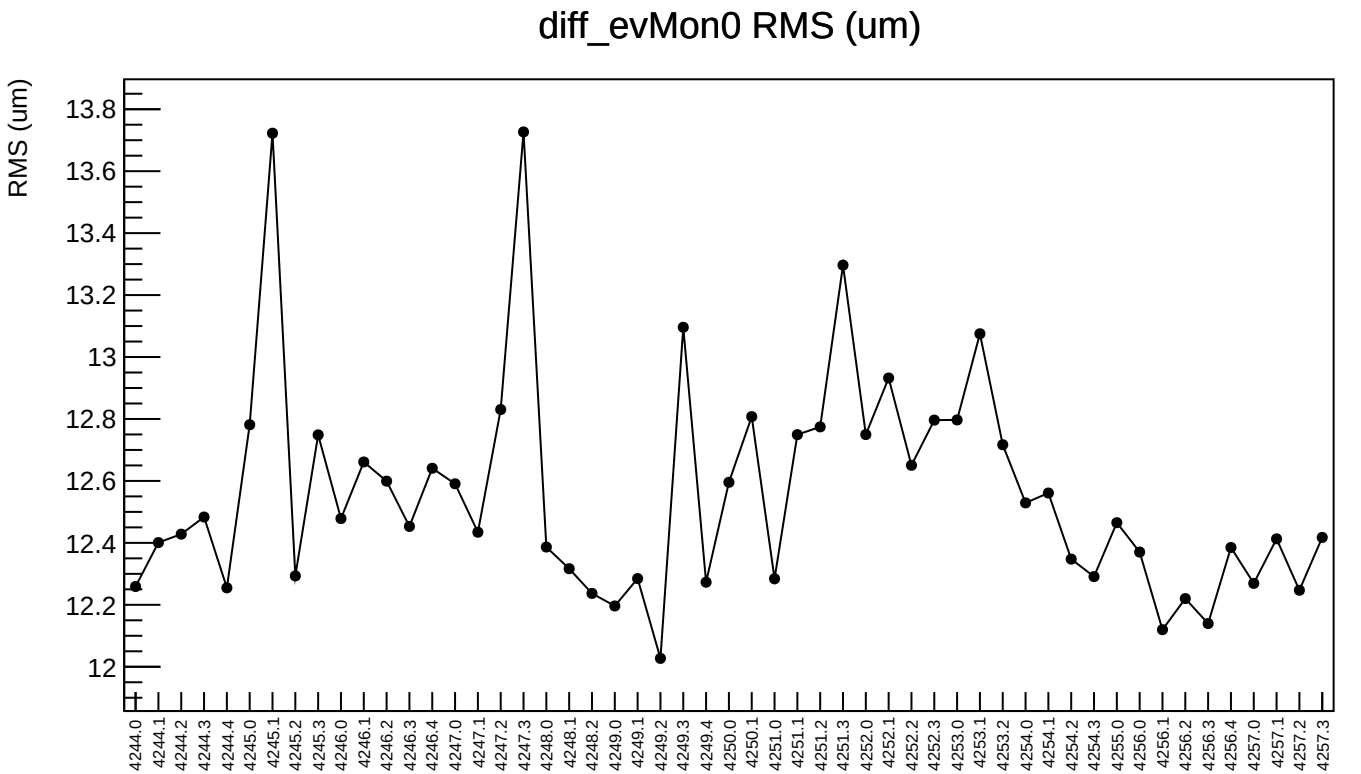
diff_evMon0 RMS (um)
RMS (um)
13.8
13.6
13.4
13.2
13
12.8
12.6
12.4
12.2
12
4244.0
4244.1
4244.2
4244.3
4244.4
4245.0
4245.1
4245.2
4245.3
4246.0
4246.1
4246.2
4246.3
4246.4
4247.0
4247.1
4247.2
4247.3
4248.0
4248.1
4248.2
4249.0
4249.1
4249.2
4249.3
4249.4
4250.0
4250.1
4251.0
4251.1
4251.2
4251.3
4252.0
4252.1
4252.2
4252.3
4253.0
4253.1
4253.2
4254.0
4254.1
4254.2
4254.3
4255.0
4256.0
4256.1
4256.2
4256.3
4256.4
4257.0
4257.1
4257.2
4257.3

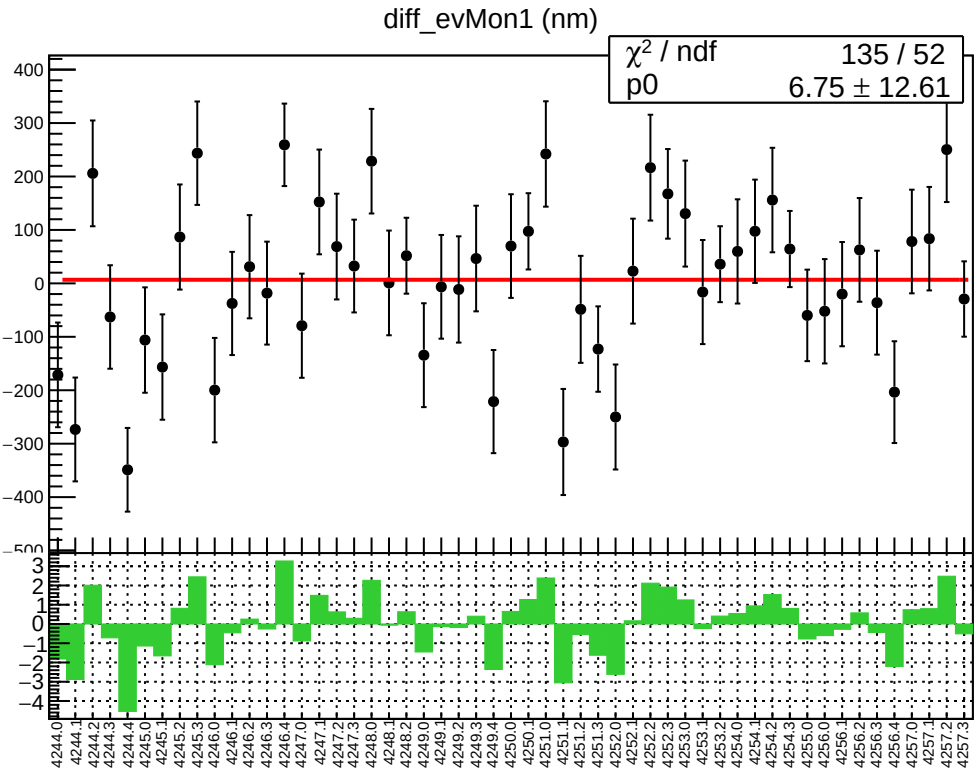
diff_evMon1 (nm)
χ² / ndf 135 / 52
p0 6.75 ± 12.61

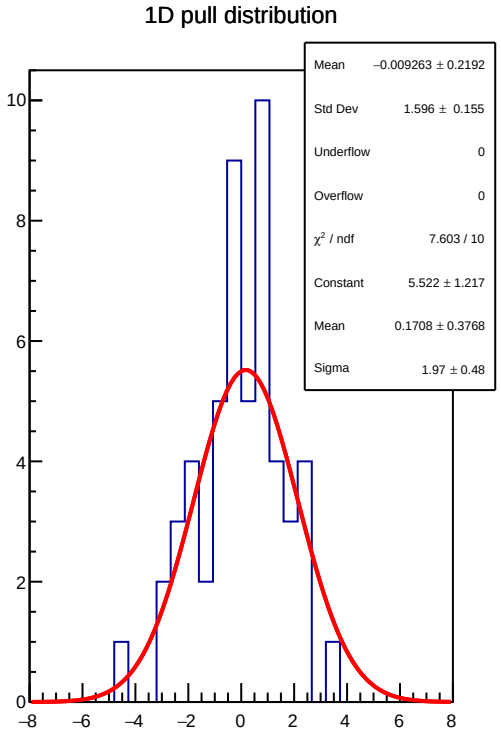
1D pull distribution
Mean −0.009263 ± 0.2192
Std Dev 1.596 ± 0.155
Underflow 0
Overflow 0
χ² / ndf 7.603 / 10
Constant 5.522 ± 1.217
Mean 0.1708 ± 0.3768
Sigma 1.97 ± 0.48

diff_evMon1 RMS (um)

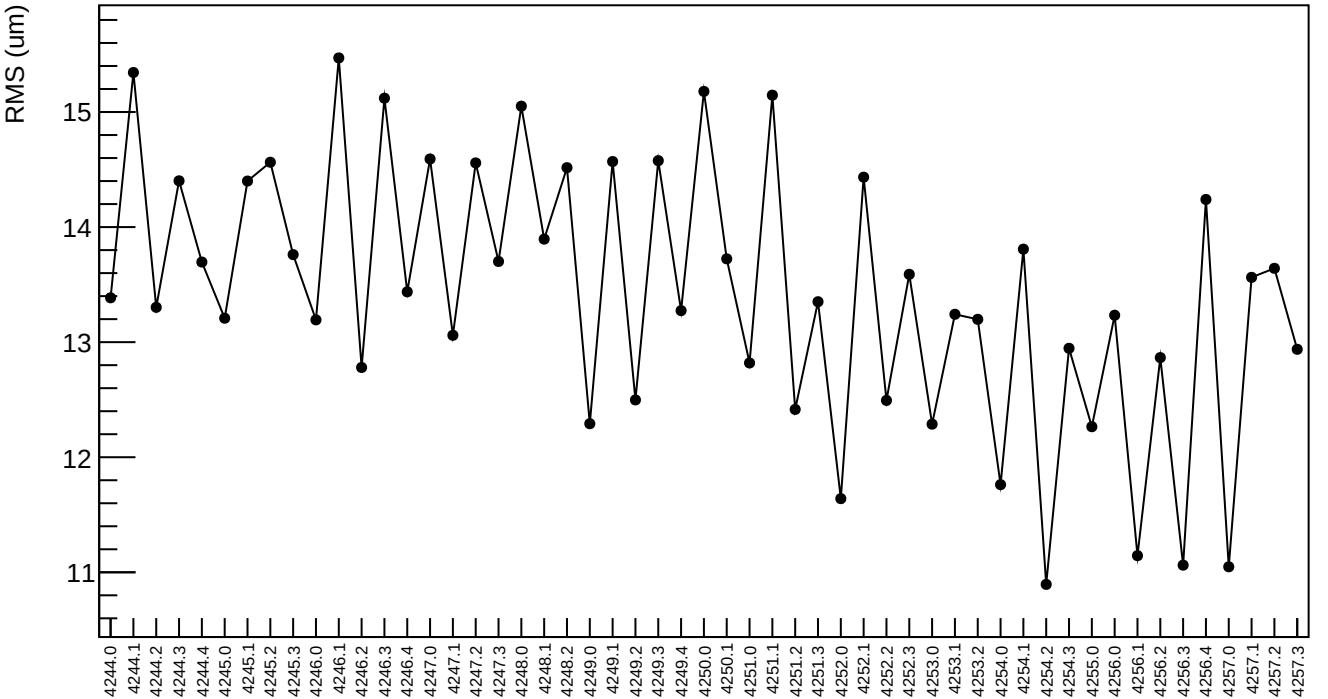

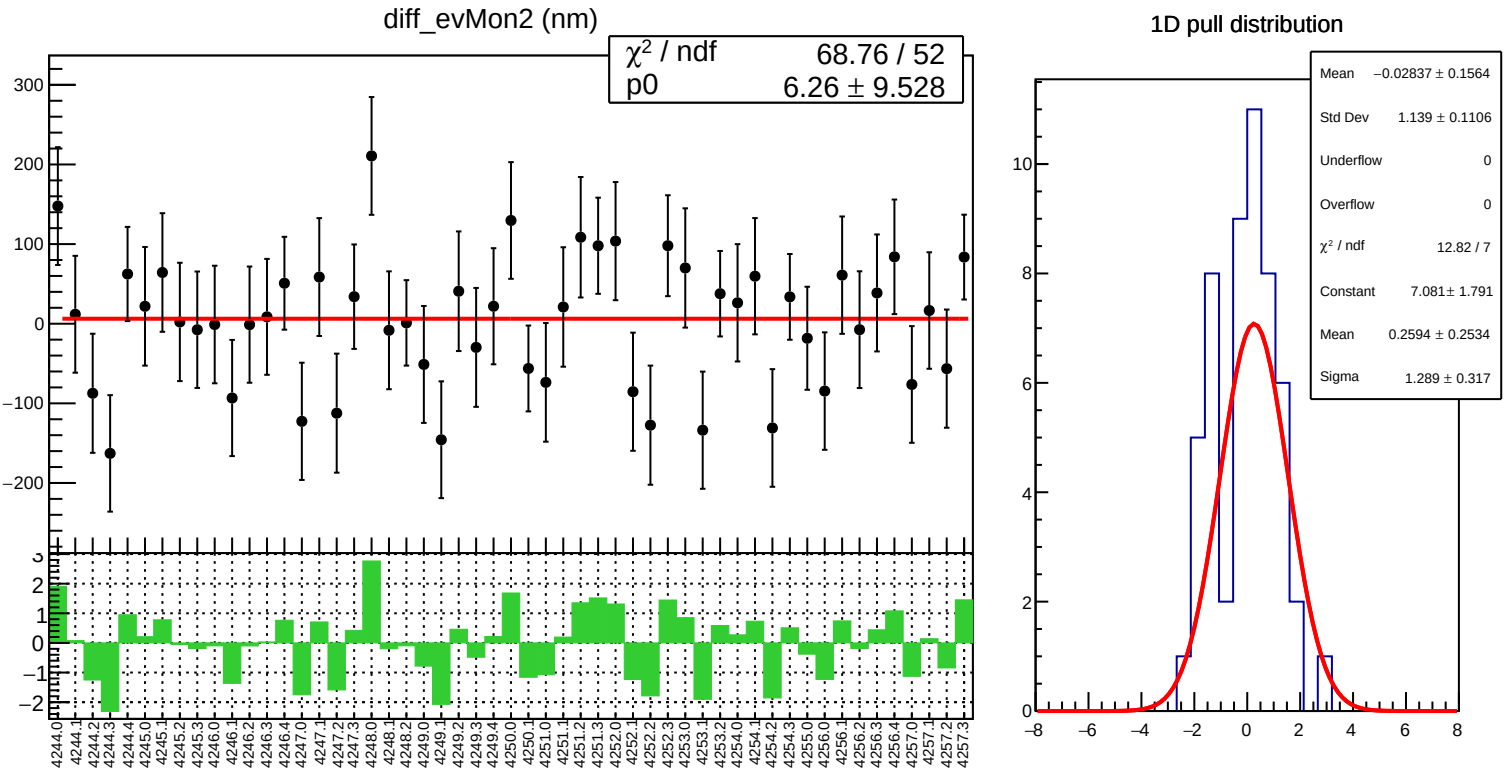
diff_evMon2 (nm)
χ² / ndf 68.76 / 52
p0 6.26 ± 9.528
1D pull distribution
Mean −0.02837 ± 0.1564
Std Dev 1.139 ± 0.1106
Underflow 0
Overflow 0
χ² / ndf 12.82 / 7
Constant 7.081± 1.791
Mean 0.2594 ± 0.2534
Sigma 1.289 ± 0.317

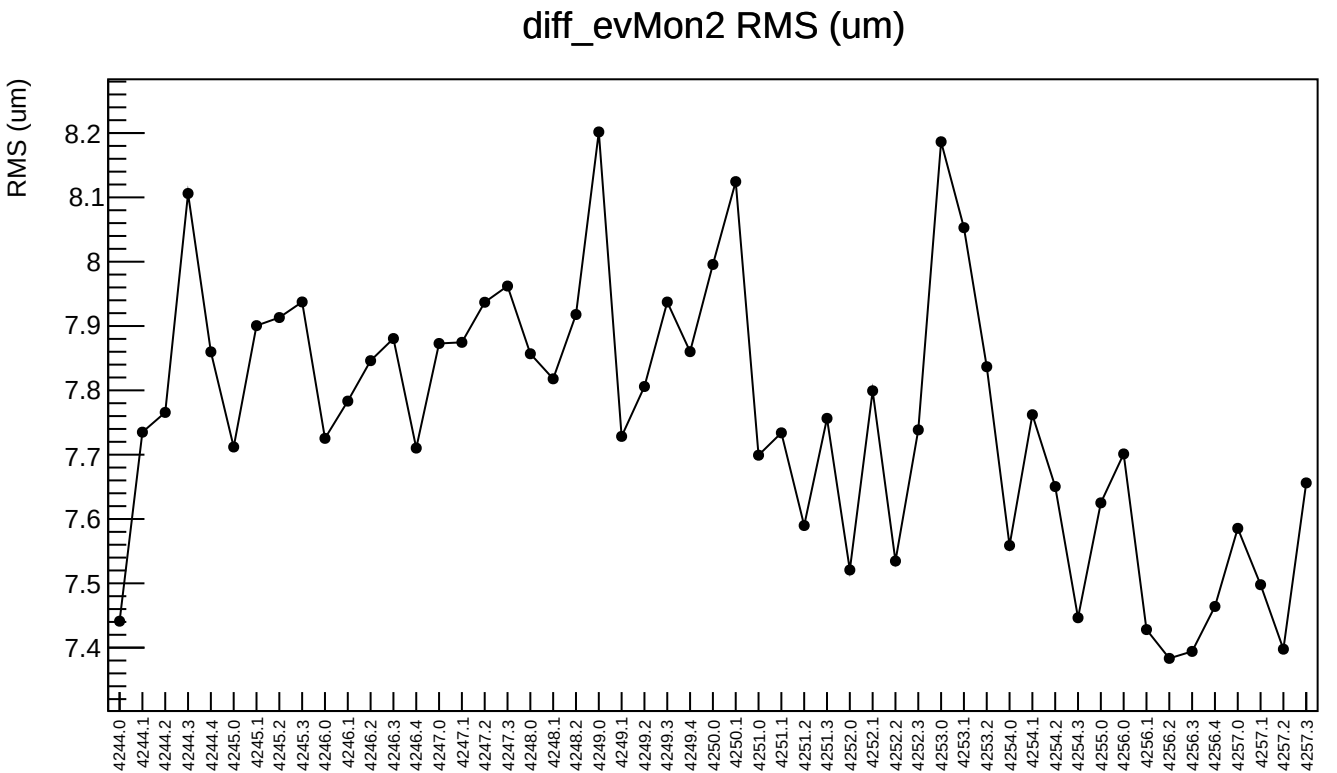
diff_evMon2 RMS (um)
RMS (um)
8.2
8.1
8
7.9
7.8
7.7
7.6
7.5
7.4
4244.0
4244.1
4244.2
4244.3
4244.4
4245.0
4245.1
4245.2
4245.3
4246.0
4246.1
4246.2
4246.3
4246.4
4247.0
4247.1
4247.2
4247.3
4248.0
4248.1
4248.2
4249.0
4249.1
4249.2
4249.3
4249.4
4250.0
4250.1
4251.0
4251.1
4251.2
4251.3
4252.0
4252.1
4252.2
4252.3
4253.0
4253.1
4253.2
4254.0
4254.1
4254.2
4254.3
4255.0
4256.0
4256.1
4256.2
4256.3
4256.4
4257.0
4257.1
4257.2
4257.3

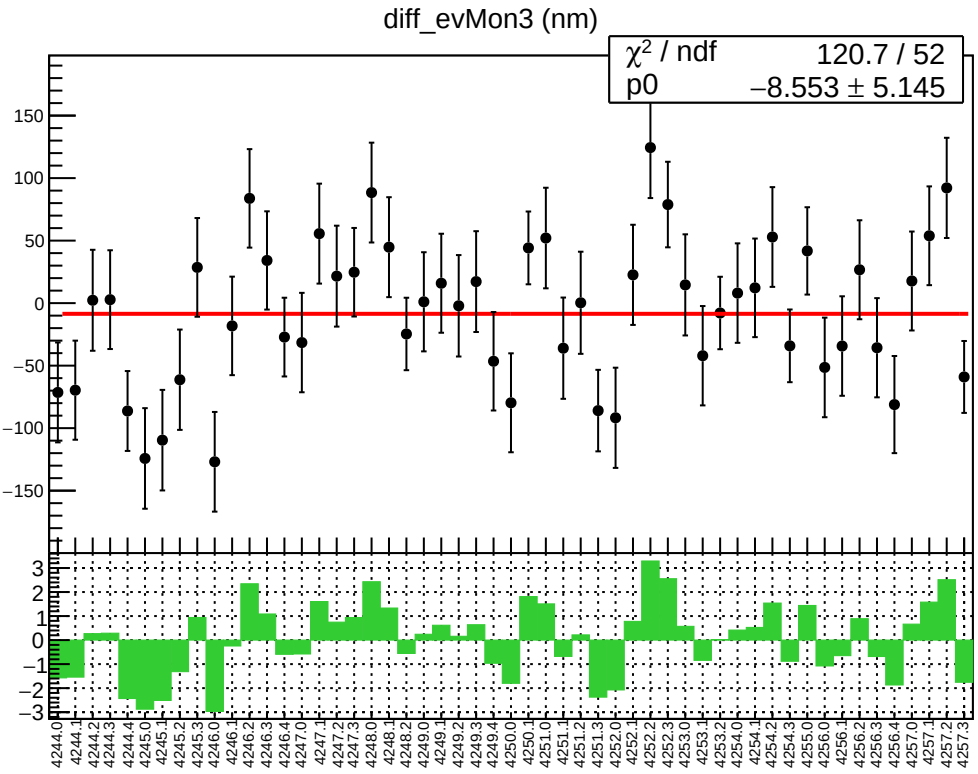
diff_evMon3 (nm)
χ² / ndf 120.7 / 52
p0 −8.553 ± 5.145

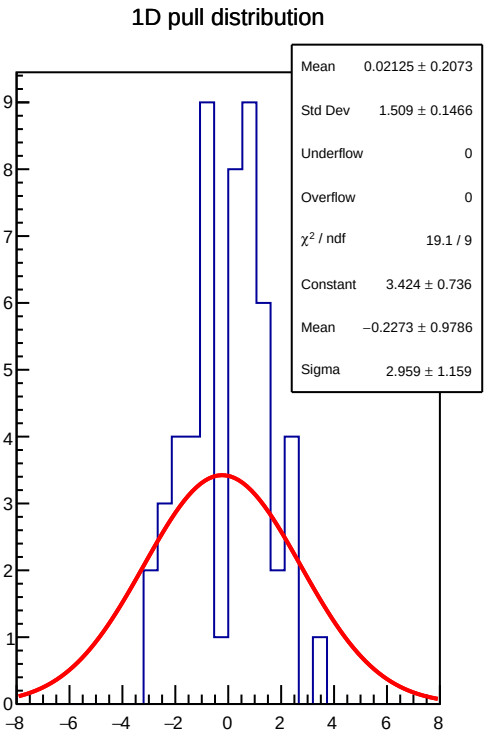
1D pull distribution
Mean 0.02125 ± 0.2073
Std Dev 1.509 ± 0.1466
Underflow 0
Overflow 0
χ² / ndf 19.1 / 9
Constant 3.424 ± 0.736
Mean −0.2273 ± 0.9786
Sigma 2.959 ± 1.159

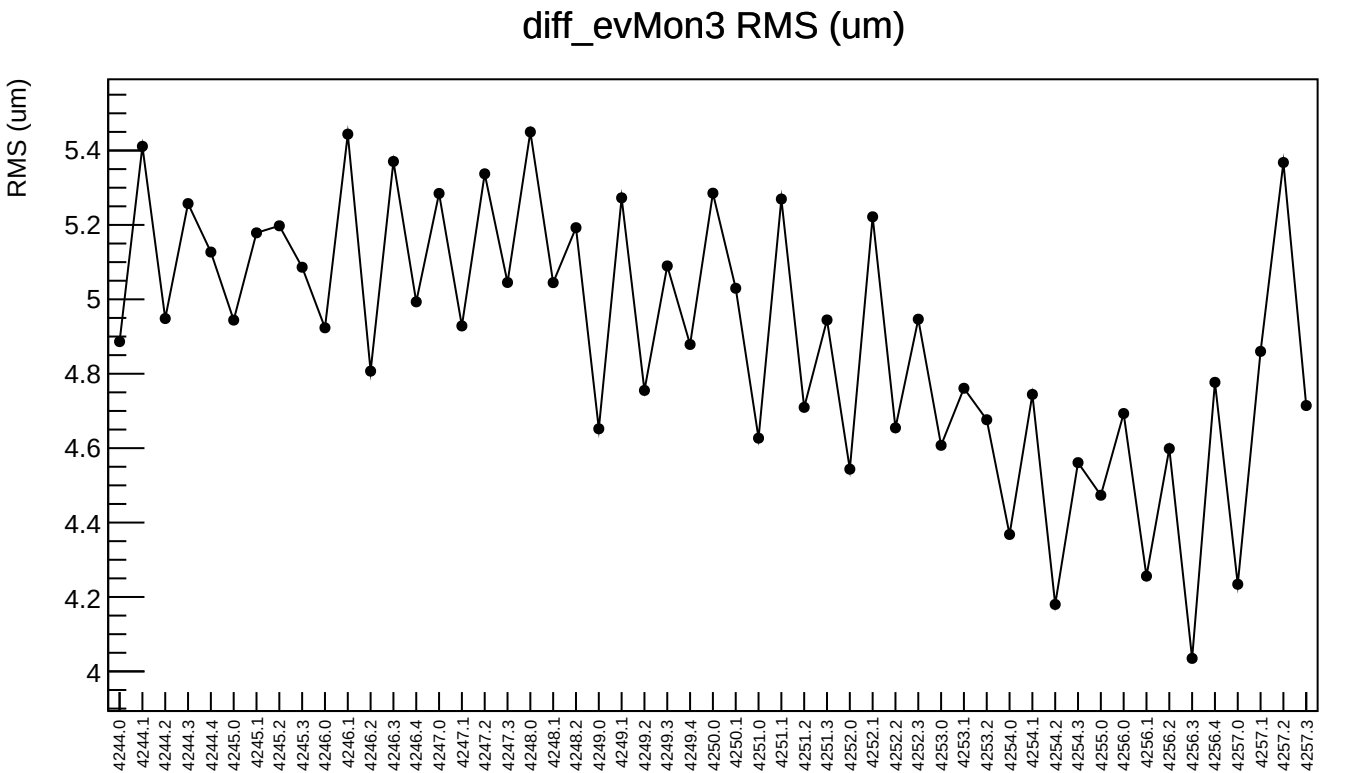
diff_evMon3 RMS (um)
RMS (um)
5.4
5.2
5
4.8
4.6
4.4
4.2
4
4244.0
4244.1
4244.2
4244.3
4244.4
4245.0
4245.1
4245.2
4245.3
4246.0
4246.1
4246.2
4246.3
4246.4
4247.0
4247.1
4247.2
4247.3
4248.0
4248.1
4248.2
4249.0
4249.1
4249.2
4249.3
4249.4
4250.0
4250.1
4251.0
4251.1
4251.2
4251.3
4252.0
4252.1
4252.2
4252.3
4253.0
4253.1
4253.2
4254.0
4254.1
4254.2
4254.3
4255.0
4256.0
4256.1
4256.2
4256.3
4256.4
4257.0
4257.1
4257.2
4257.3

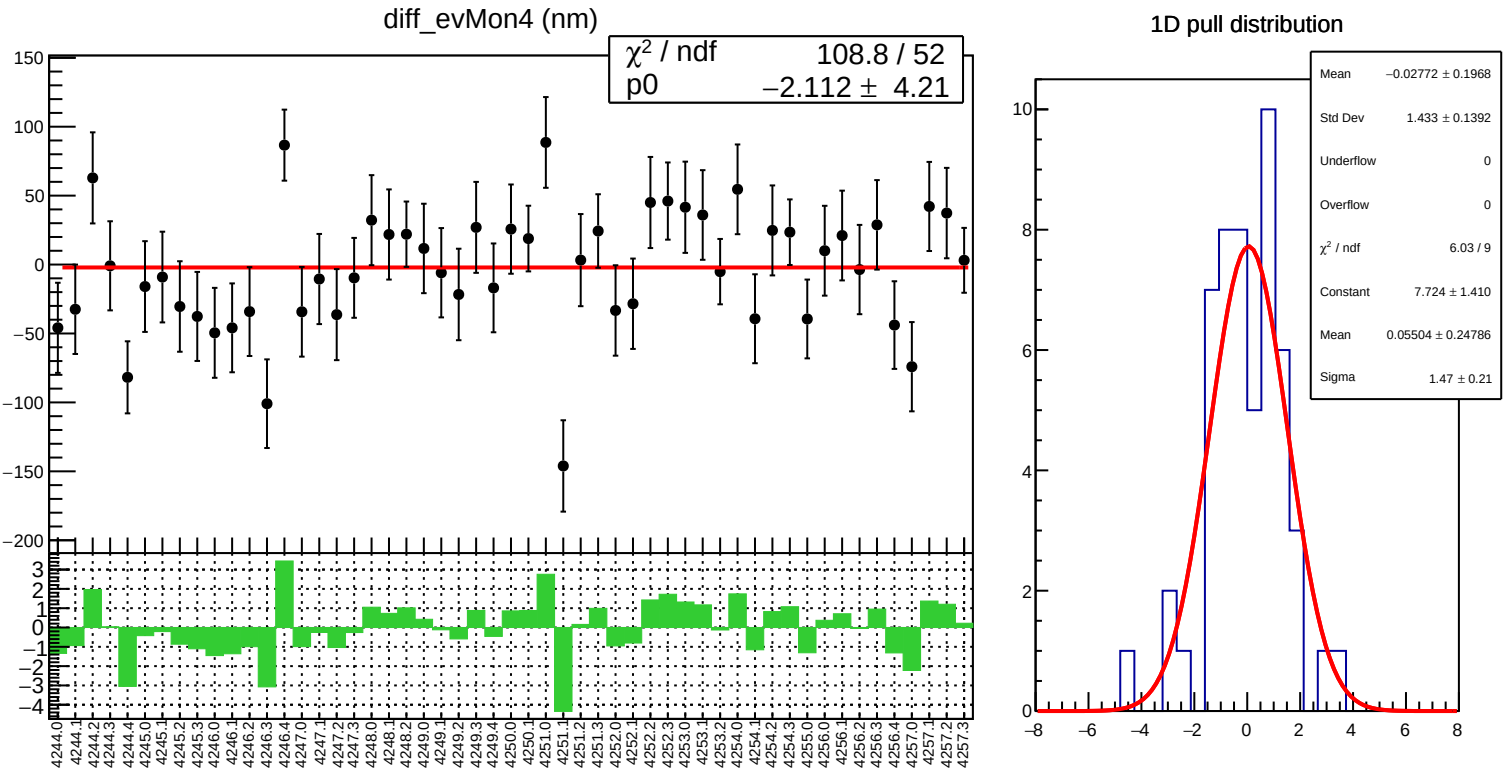
diff_evMon4 (nm)
χ² / ndf 108.8 / 52
p0 −2.112 ± 4.21
1D pull distribution
Mean −0.02772 ± 0.1968
Std Dev 1.433 ± 0.1392
Underflow 0
Overflow 0
χ² / ndf 6.03 / 9
Constant 7.724 ± 1.410
Mean 0.05504 ± 0.24786
Sigma 1.47 ± 0.21

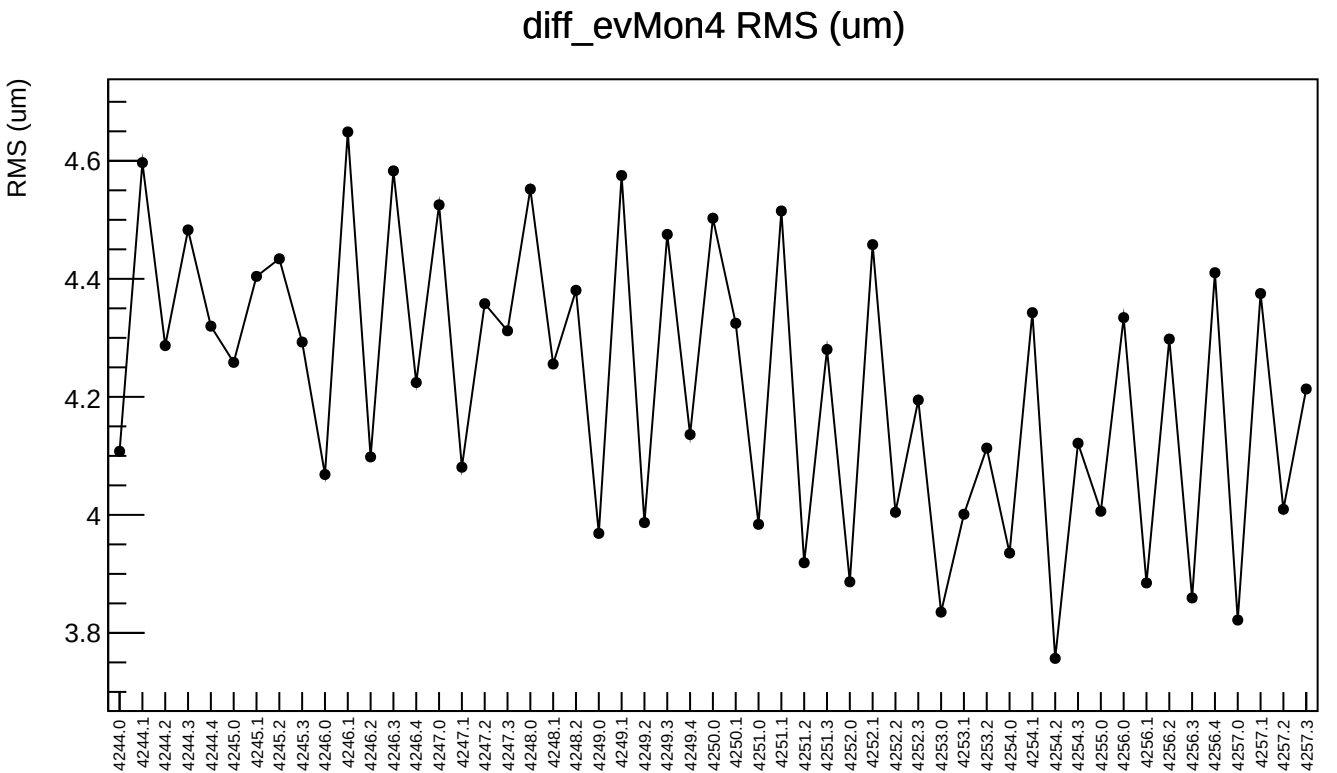
diff_evMon4 RMS (um)
RMS (um)
4.6
4.4
4.2
4
3.8
4244.0
4244.1
4244.2
4244.3
4244.4
4245.0
4245.1
4245.2
4245.3
4246.0
4246.1
4246.2
4246.3
4246.4
4247.0
4247.1
4247.2
4247.3
4248.0
4248.1
4248.2
4249.0
4249.1
4249.2
4249.3
4249.4
4250.0
4250.1
4251.0
4251.1
4251.2
4251.3
4252.0
4252.1
4252.2
4252.3
4253.0
4253.1
4253.2
4254.0
4254.1
4254.2
4254.3
4255.0
4256.0
4256.1
4256.2
4256.3
4256.4
4257.0
4257.1
4257.2
4257.3

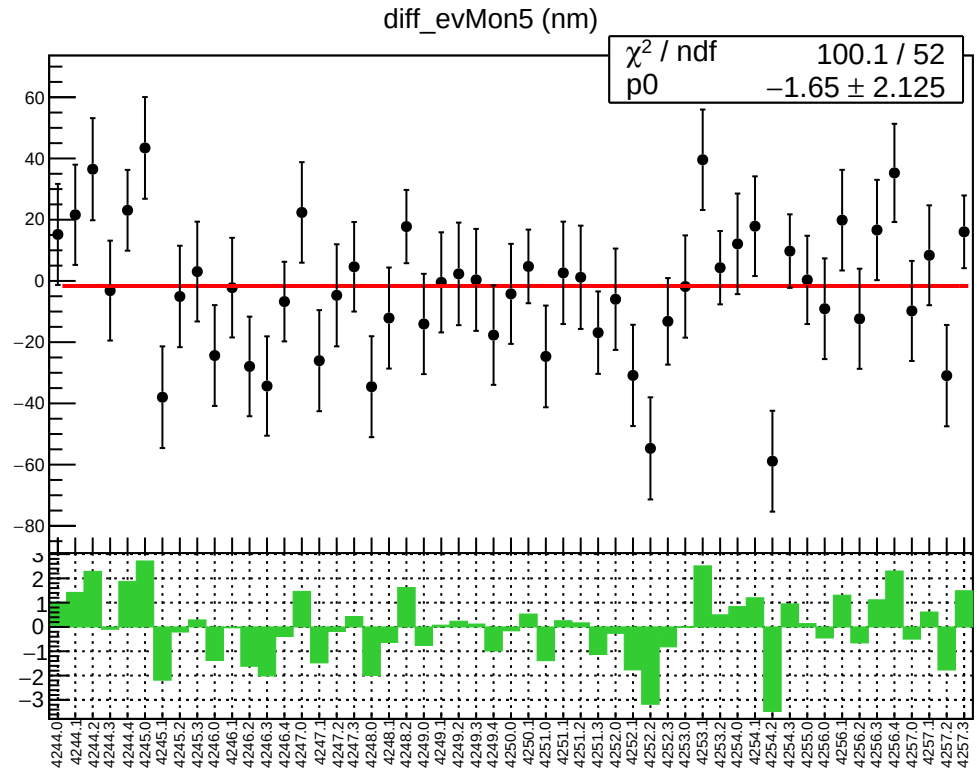
diff_evMon5 (nm)
χ² / ndf 100.1 / 52
p0 −1.65 ± 2.125

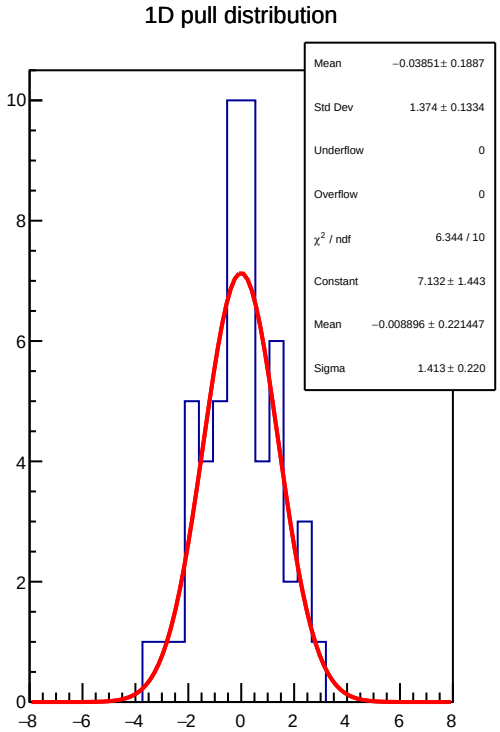
1D pull distribution
Mean −0.03851 ± 0.1887
Std Dev 1.374 ± 0.1334
Underflow 0
Overflow 0
χ² / ndf 6.344 / 10
Constant 7.132 ± 1.443
Mean −0.008896 ± 0.221447
Sigma 1.413 ± 0.220

diff_evMon5 RMS (um)

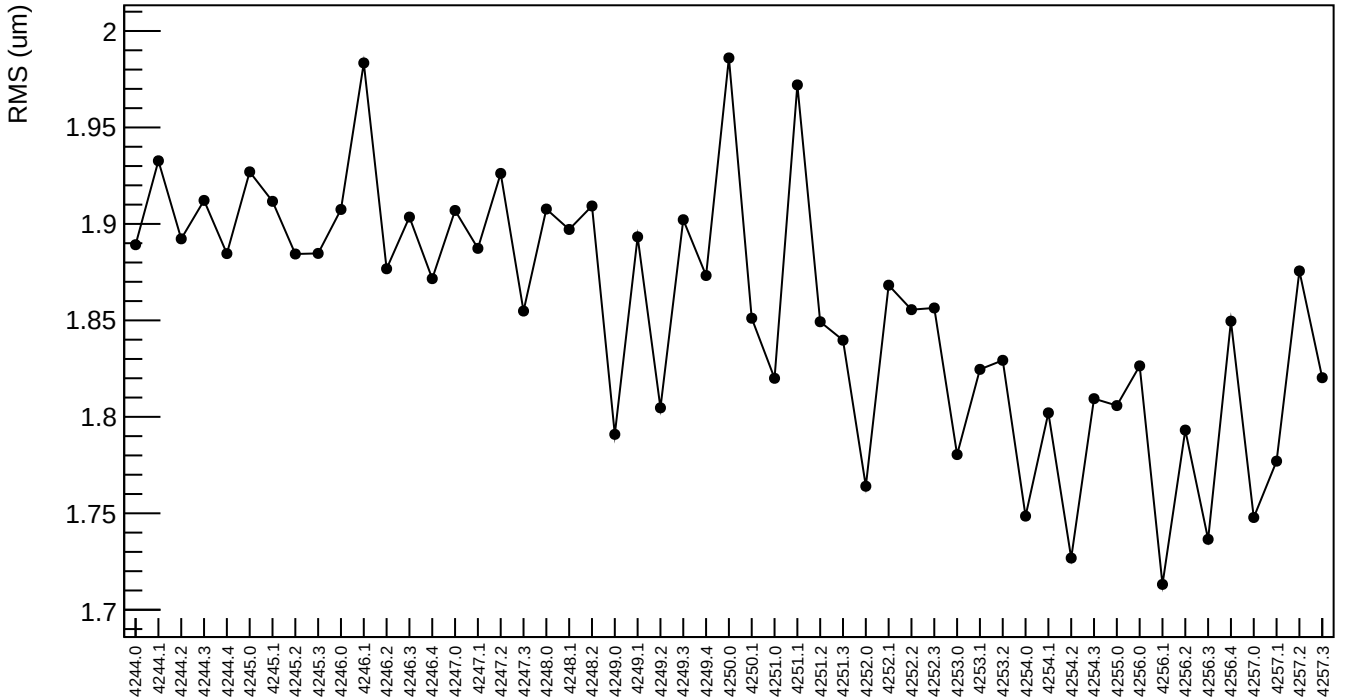

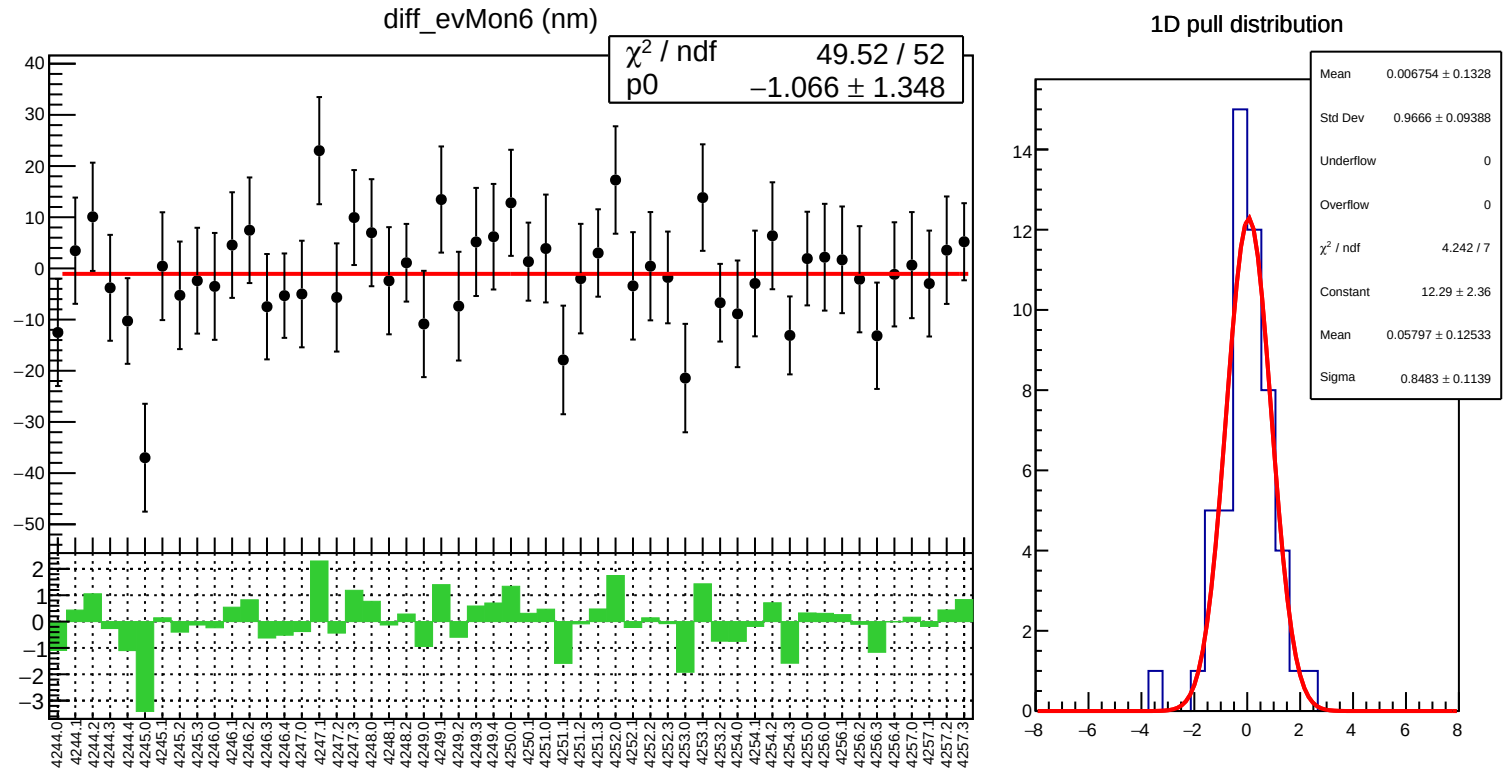
diff_evMon6 (nm)
χ² / ndf 49.52 / 52
p0 −1.066 ± 1.348
1D pull distribution
Mean 0.006754 ± 0.1328
Std Dev 0.9666 ± 0.09388
Underflow 0
Overflow 0
χ² / ndf 4.242 / 7
Constant 12.29 ± 2.36
Mean 0.05797 ± 0.12533
Sigma 0.8483 ± 0.1139

diff_evMon6 RMS (um)

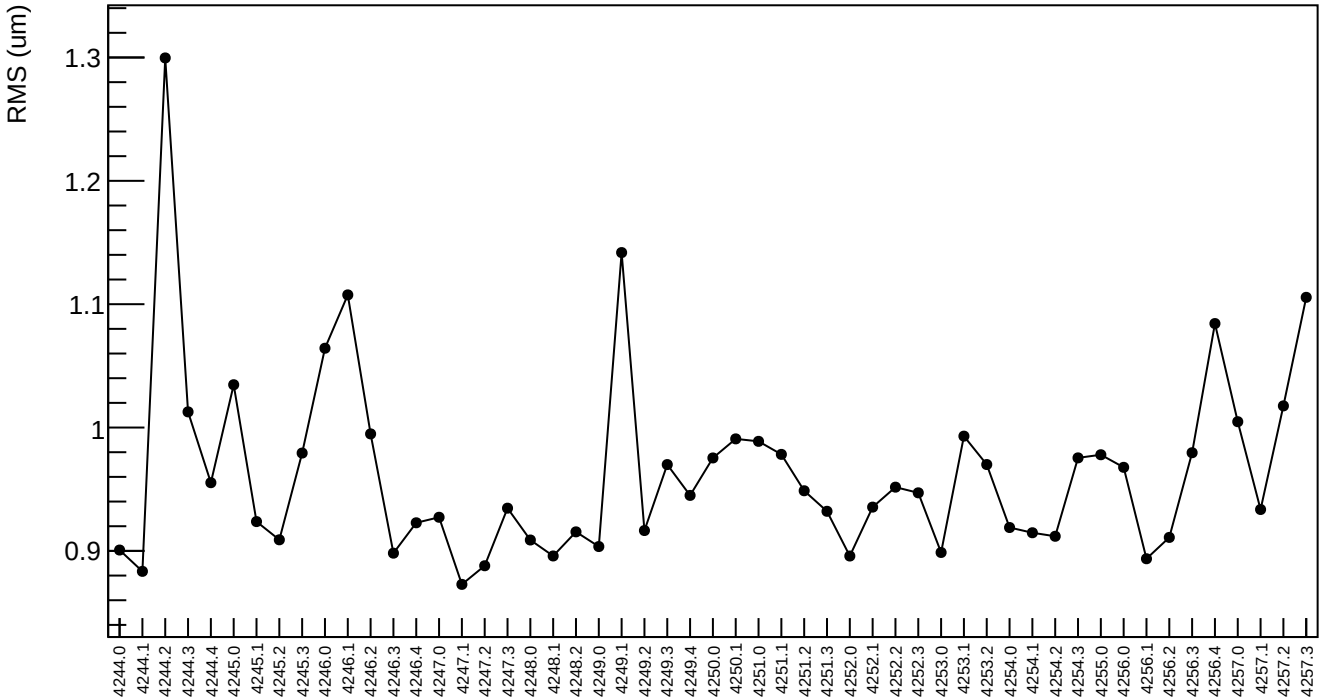

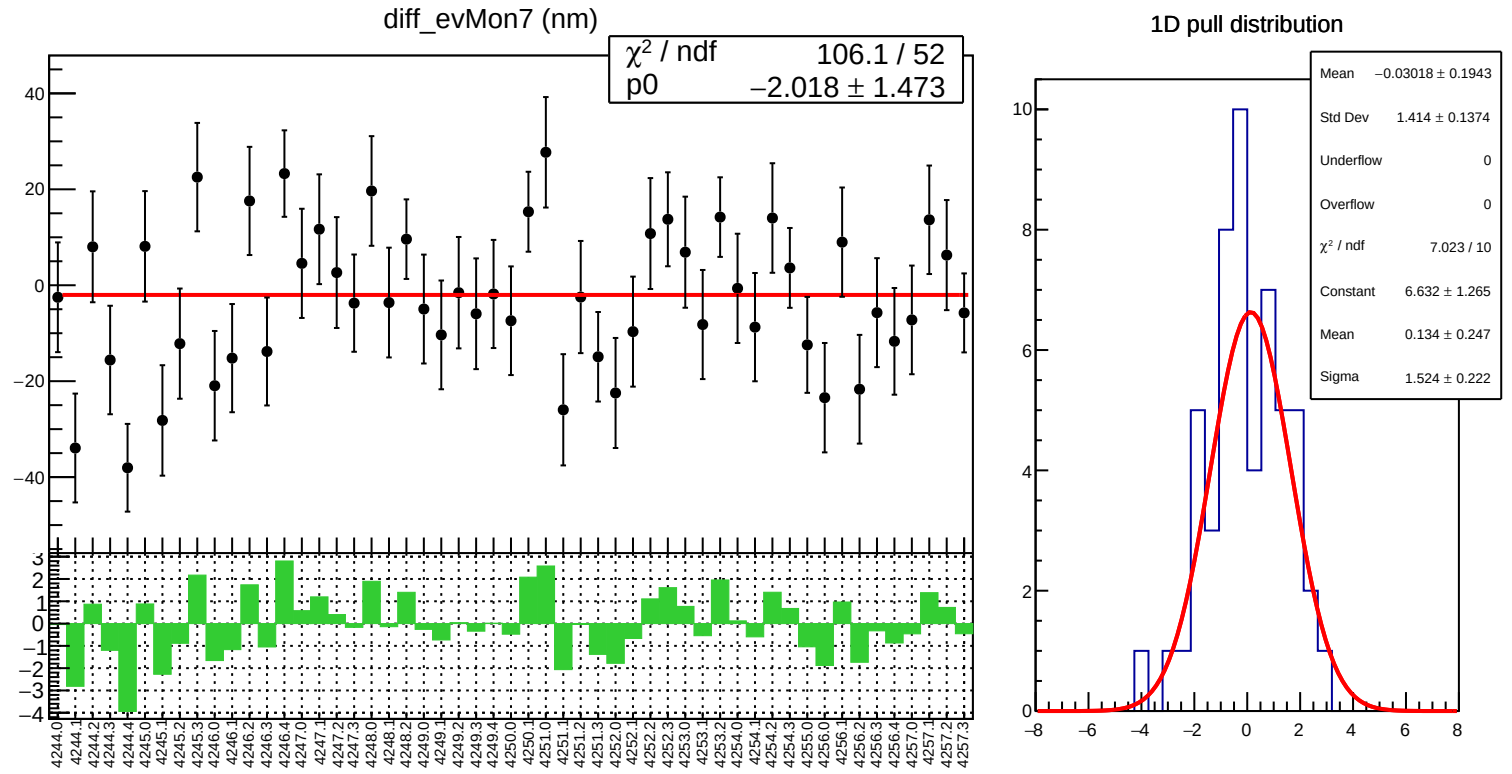
diff_evMon7 (nm)
χ² / ndf 106.1 / 52
p0 −2.018 ± 1.473
1D pull distribution
Mean −0.03018 ± 0.1943
Std Dev 1.414 ± 0.1374
Underflow 0
Overflow 0
χ² / ndf 7.023 / 10
Constant 6.632 ± 1.265
Mean 0.134 ± 0.247
Sigma 1.524 ± 0.222

diff_evMon7 RMS (um)

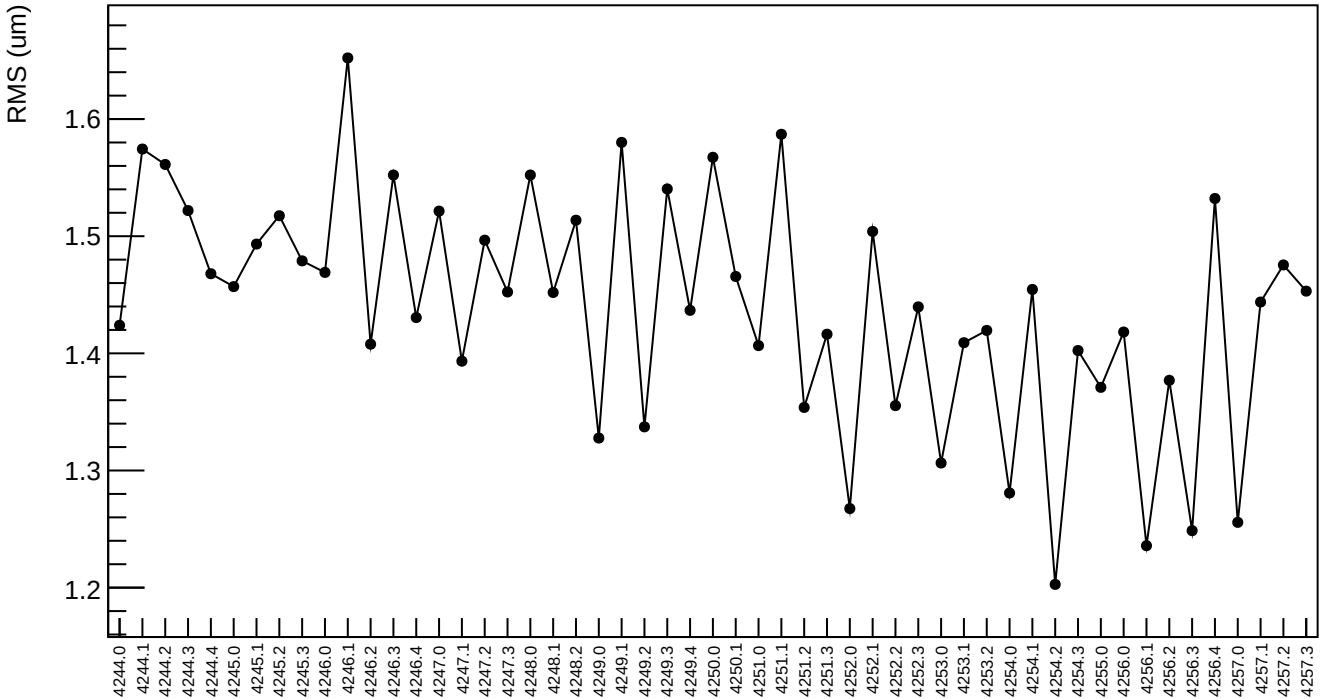

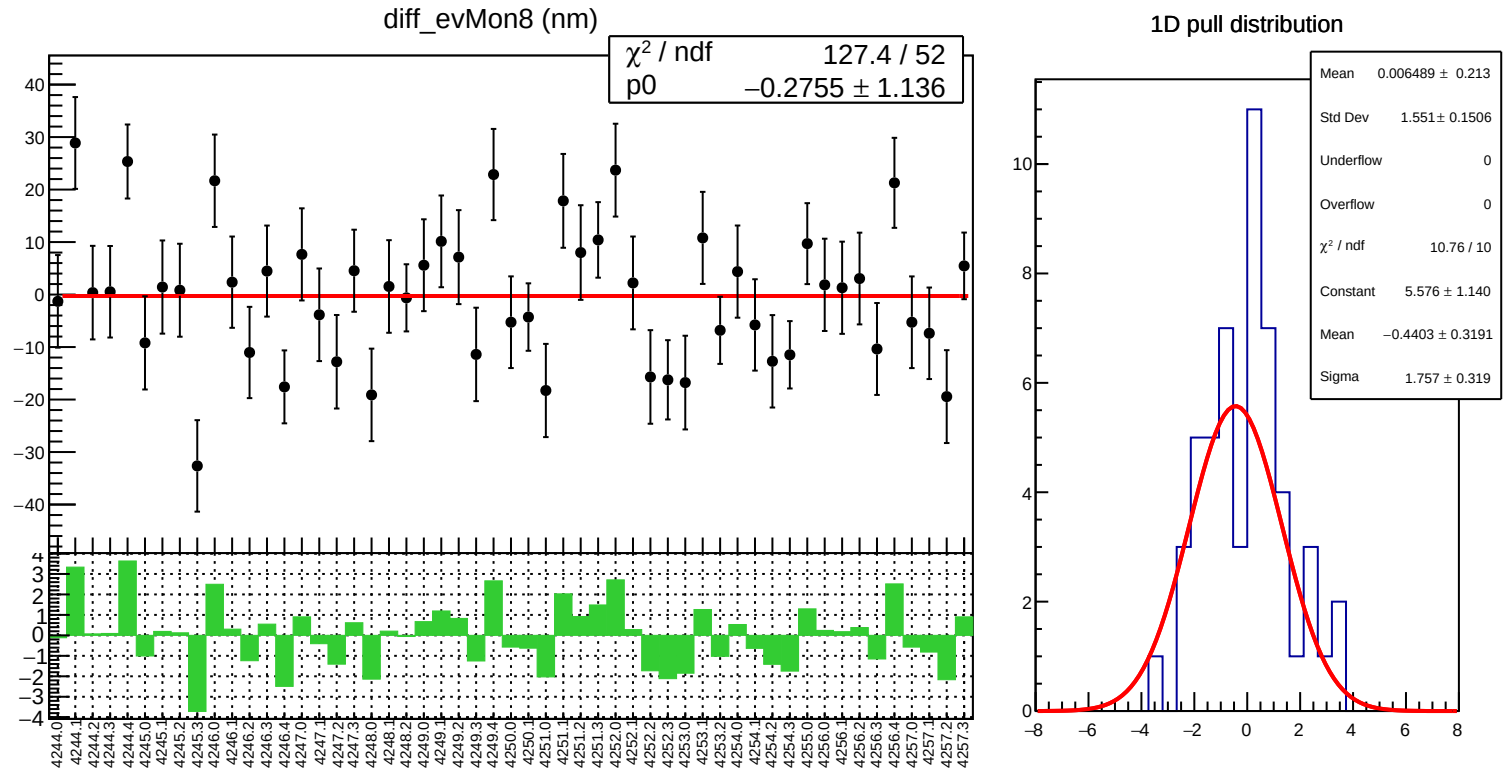
diff_evMon8 (nm)
χ² / ndf 127.4 / 52
p0 −0.2755 ± 1.136
1D pull distribution
Mean 0.006489 ± 0.213
Std Dev 1.551± 0.1506
Underflow 0
Overflow 0
χ² / ndf 10.76 / 10
Constant 5.576 ± 1.140
Mean −0.4403 ± 0.3191
Sigma 1.757 ± 0.319

diff_evMon8 RMS (um)

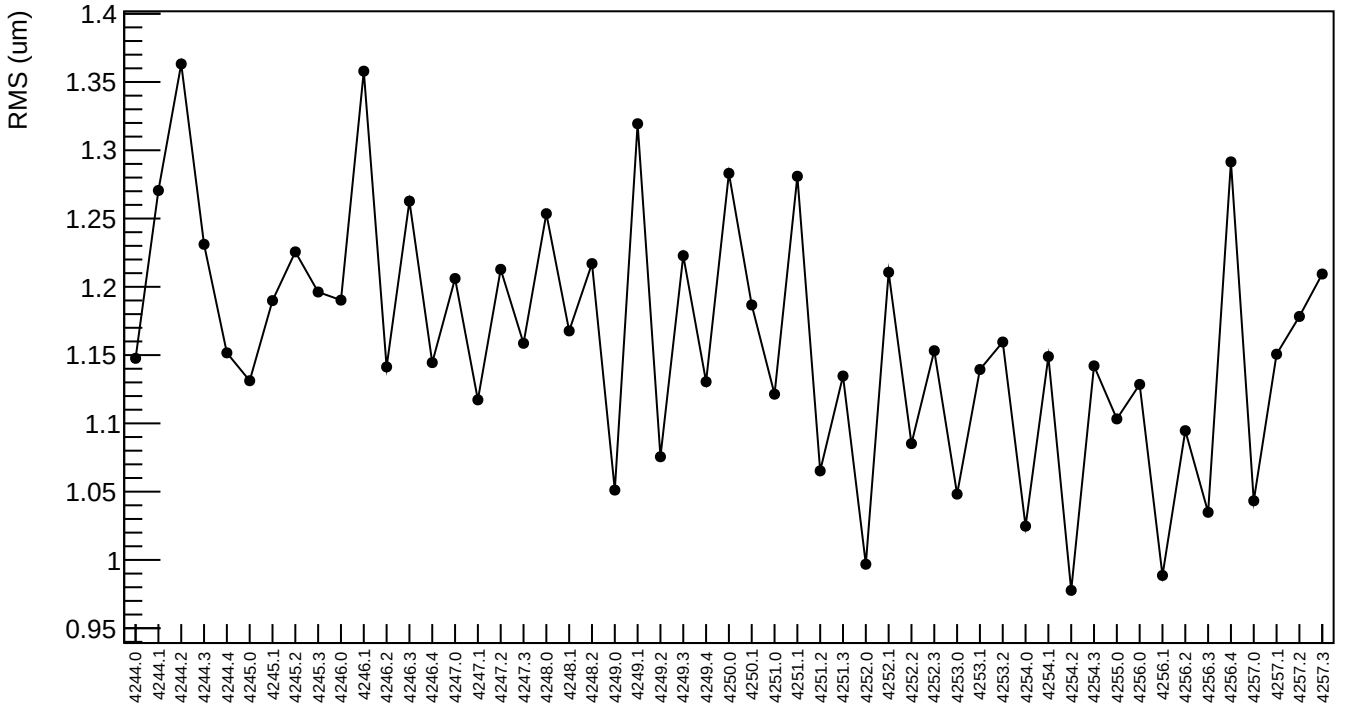

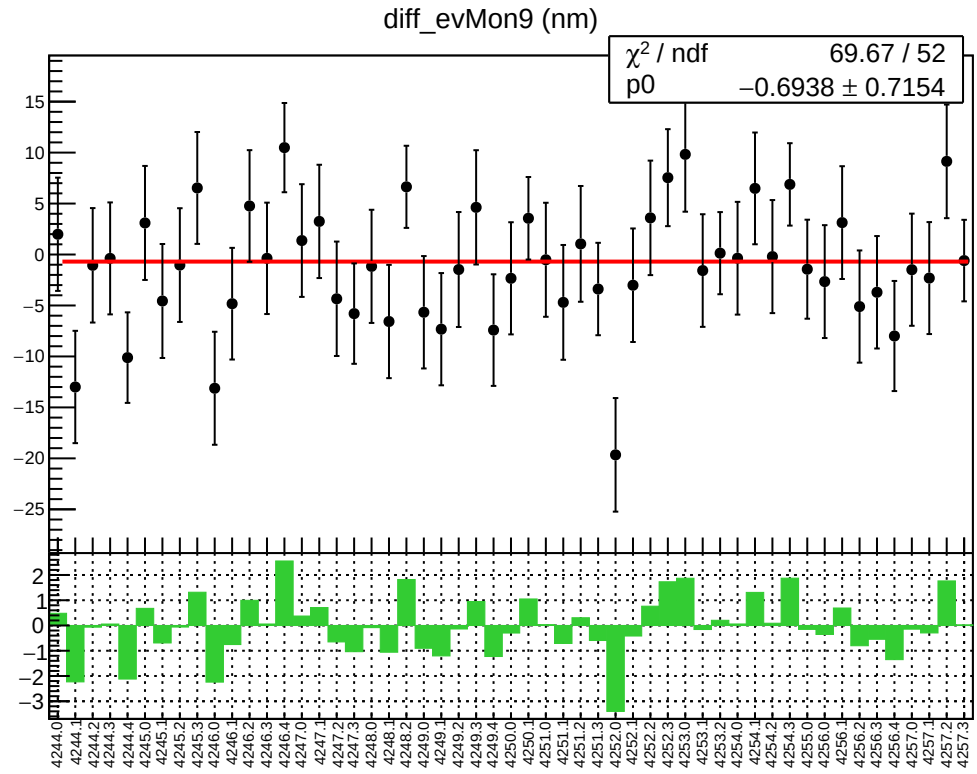
diff_evMon9 (nm)
χ² / ndf 69.67 / 52
p0 −0.6938 ± 0.7154

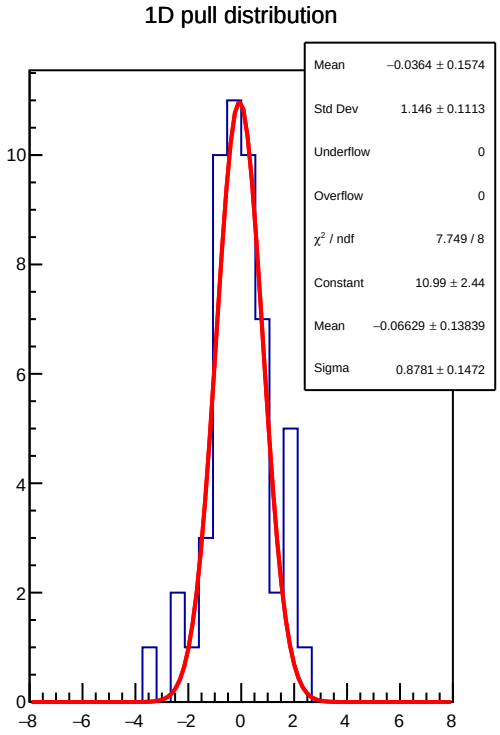
1D pull distribution
Mean −0.0364 ± 0.1574
Std Dev 1.146 ± 0.1113
Underflow 0
Overflow 0
χ² / ndf 7.749 / 8
Constant 10.99 ± 2.44
Mean −0.06629 ± 0.13839
Sigma 0.8781 ± 0.1472

diff_evMon9 RMS (um)

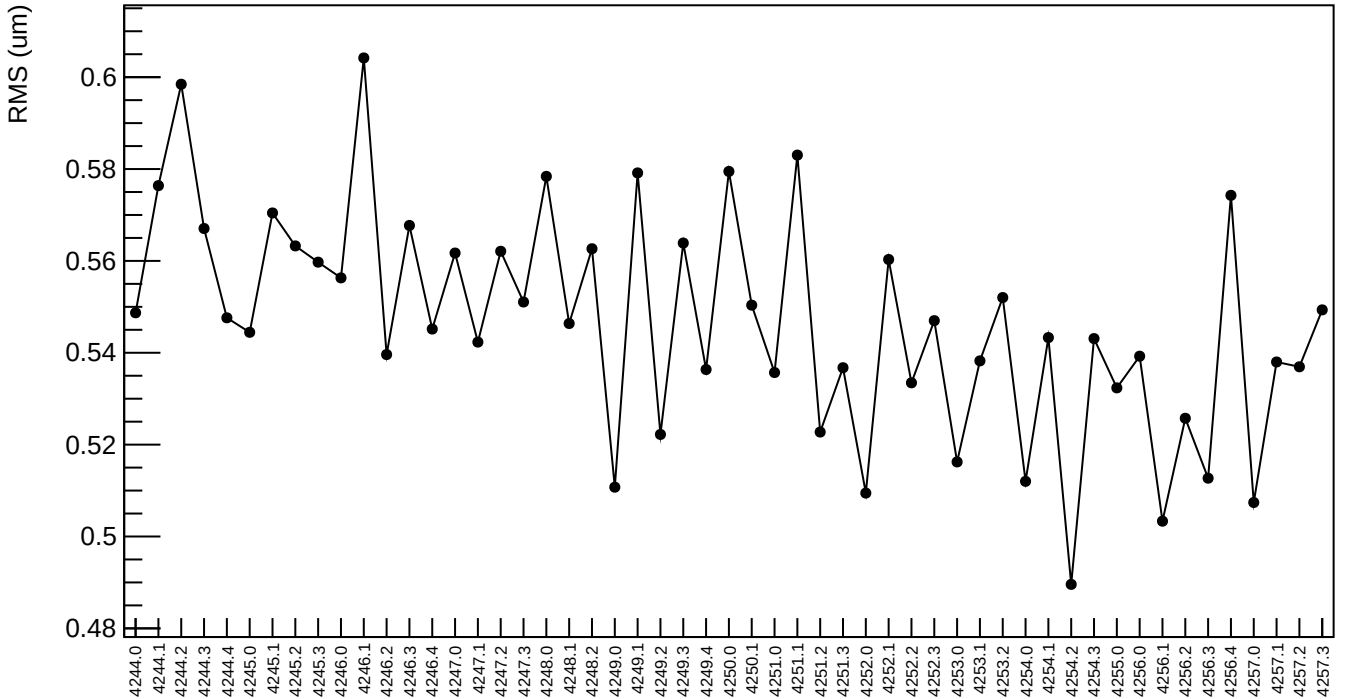

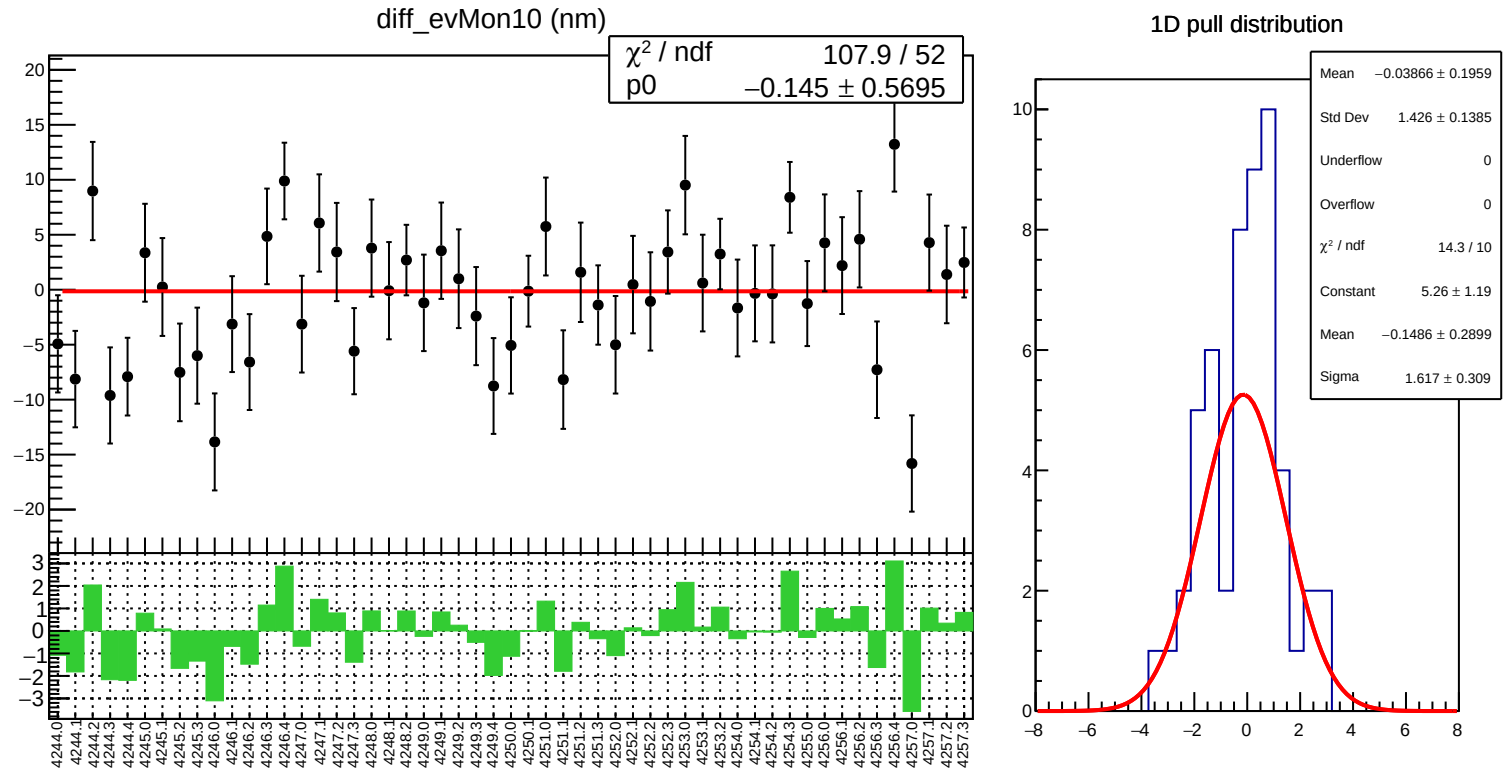
diff_evMon10 (nm)
χ² / ndf 107.9 / 52
p0 −0.145 ± 0.5695
1D pull distribution
Mean −0.03866 ± 0.1959
Std Dev 1.426 ± 0.1385
Underflow 0
Overflow 0
χ² / ndf 14.3 / 10
Constant 5.26 ± 1.19
Mean −0.1486 ± 0.2899
Sigma 1.617 ± 0.309

diff_evMon10 RMS (um)

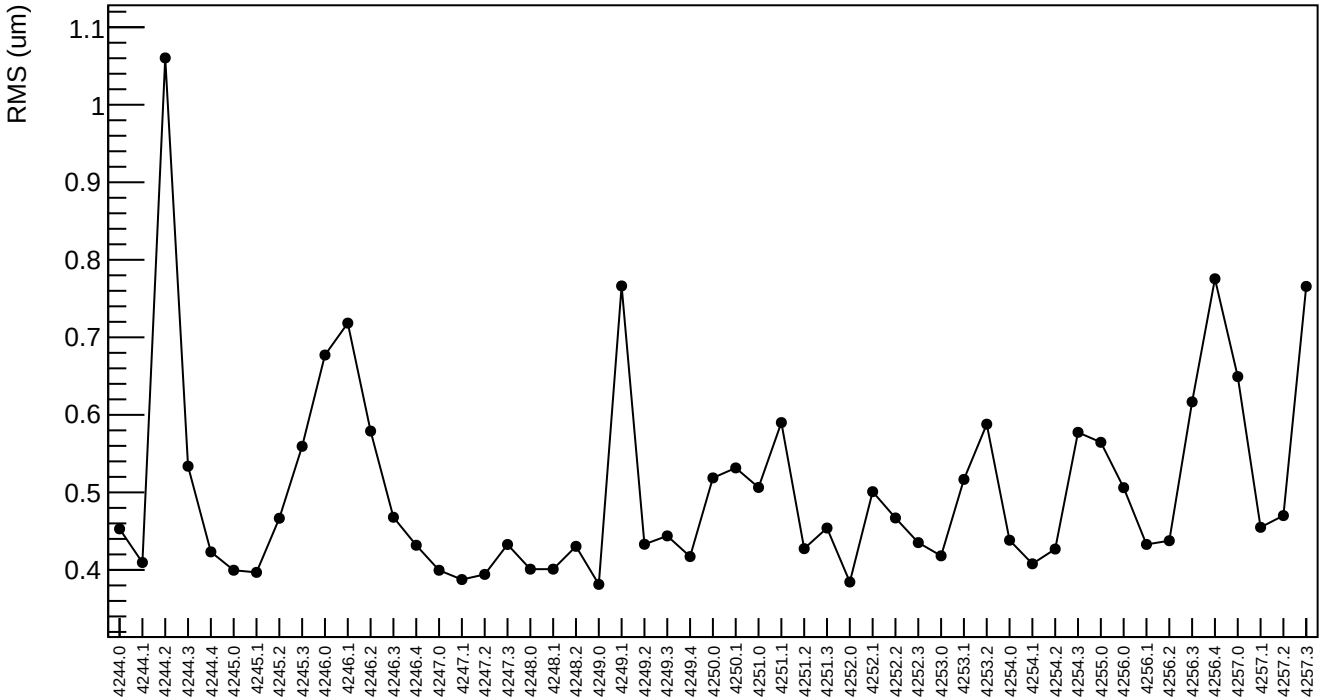

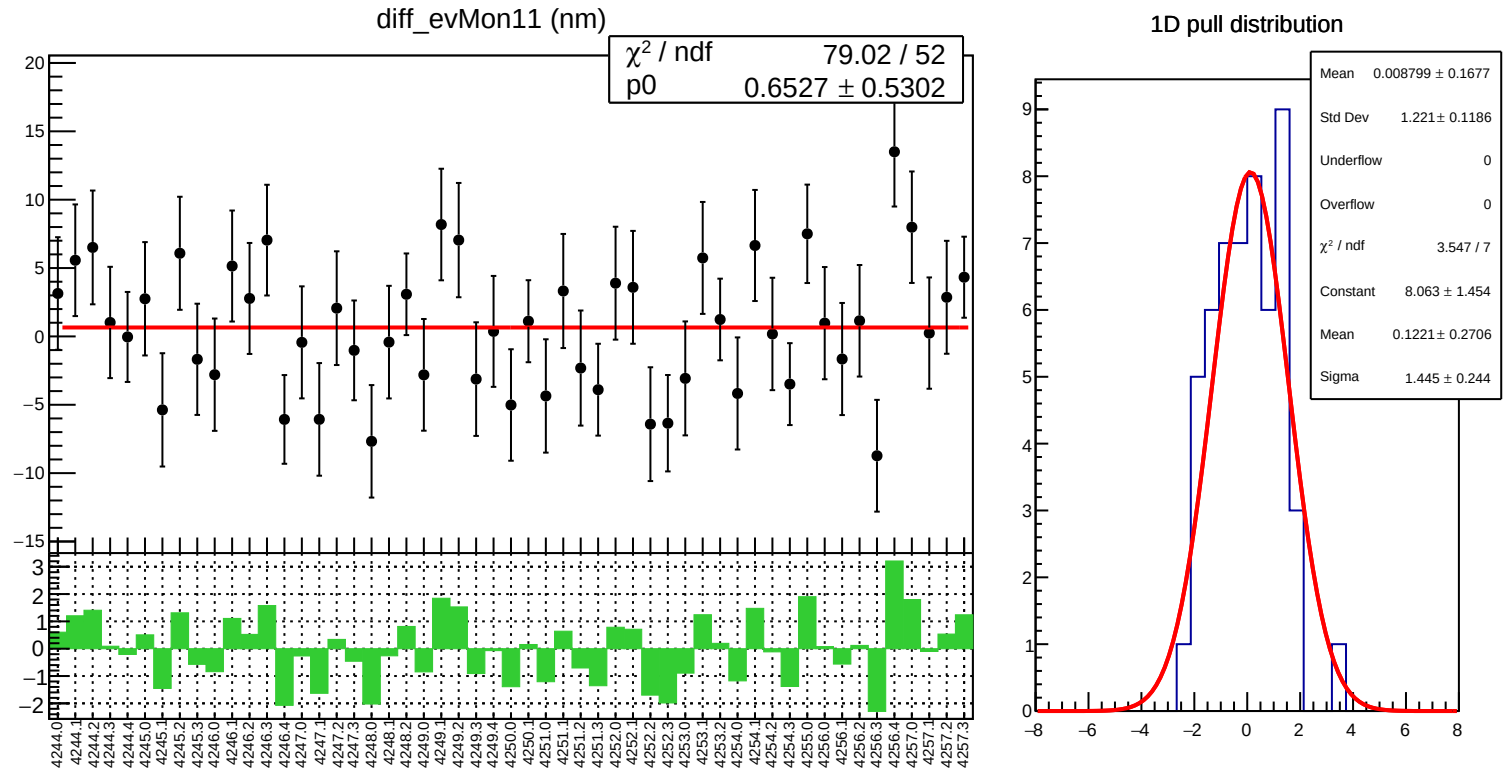
diff_evMon11 (nm)
χ² / ndf 79.02 / 52
p0 0.6527 ± 0.5302
1D pull distribution
Mean 0.008799 ± 0.1677
Std Dev 1.221± 0.1186
Underflow 0
Overflow 0
χ² / ndf 3.547 / 7
Constant 8.063 ± 1.454
Mean 0.1221± 0.2706
Sigma 1.445 ± 0.244

diff_evMon11 RMS (um)

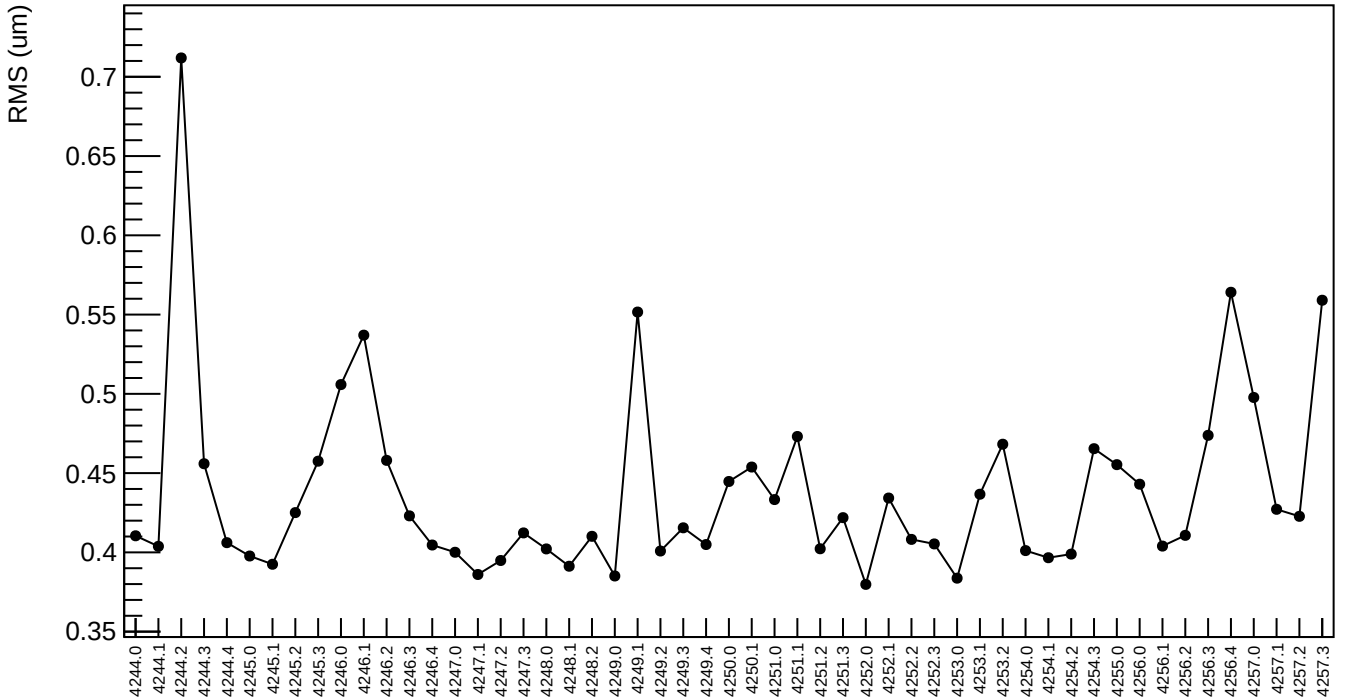

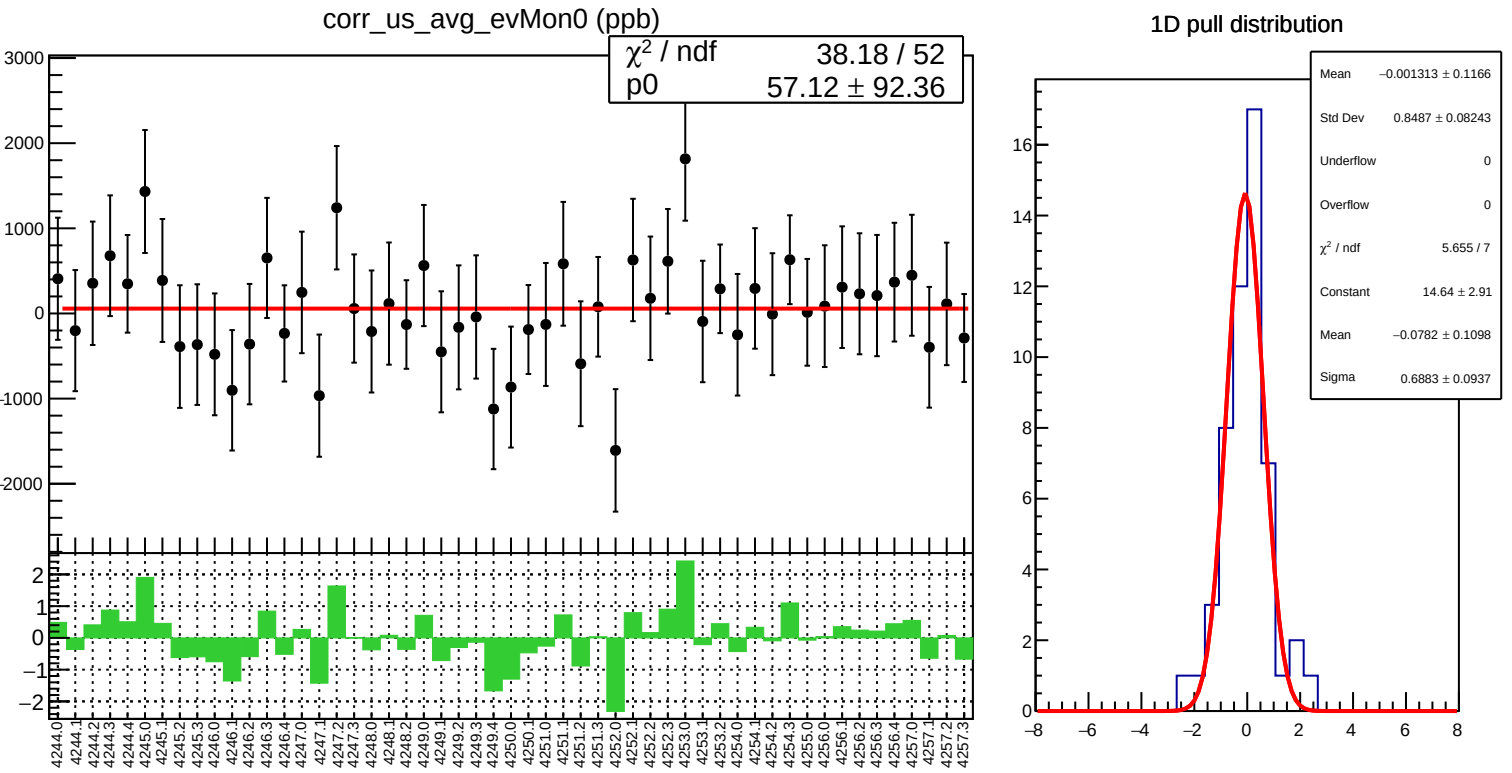
corr_us_avg_evMon0 (ppb)
χ² / ndf 38.18 / 52
p0 57.12 ± 92.36
1D pull distribution
Mean −0.001313 ± 0.1166
Std Dev 0.8487 ± 0.08243
Underflow 0
Overflow 0
χ² / ndf 5.655 / 7
Constant 14.64 ± 2.91
Mean −0.0782 ± 0.1098
Sigma 0.6883 ± 0.0937

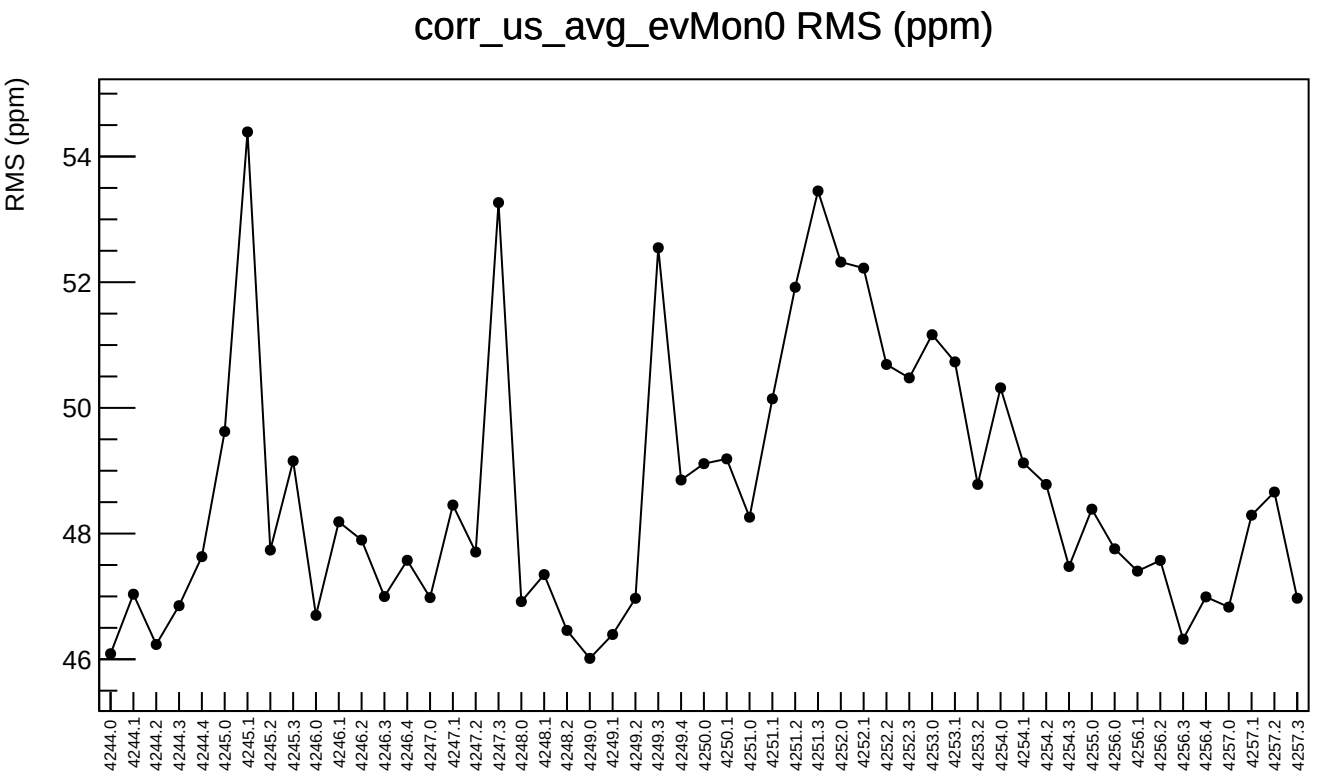
corr_us_avg_evMon0 RMS (ppm)
RMS (ppm)
54
52
50
48
46
4244.0
4244.1
4244.2
4244.3
4244.4
4245.0
4245.1
4245.2
4245.3
4246.0
4246.1
4246.2
4246.3
4246.4
4247.0
4247.1
4247.2
4247.3
4248.0
4248.1
4248.2
4249.0
4249.1
4249.2
4249.3
4249.4
4250.0
4250.1
4251.0
4251.1
4251.2
4251.3
4252.0
4252.1
4252.2
4252.3
4253.0
4253.1
4253.2
4254.0
4254.1
4254.2
4254.3
4255.0
4256.0
4256.1
4256.2
4256.3
4256.4
4257.0
4257.1
4257.2
4257.3

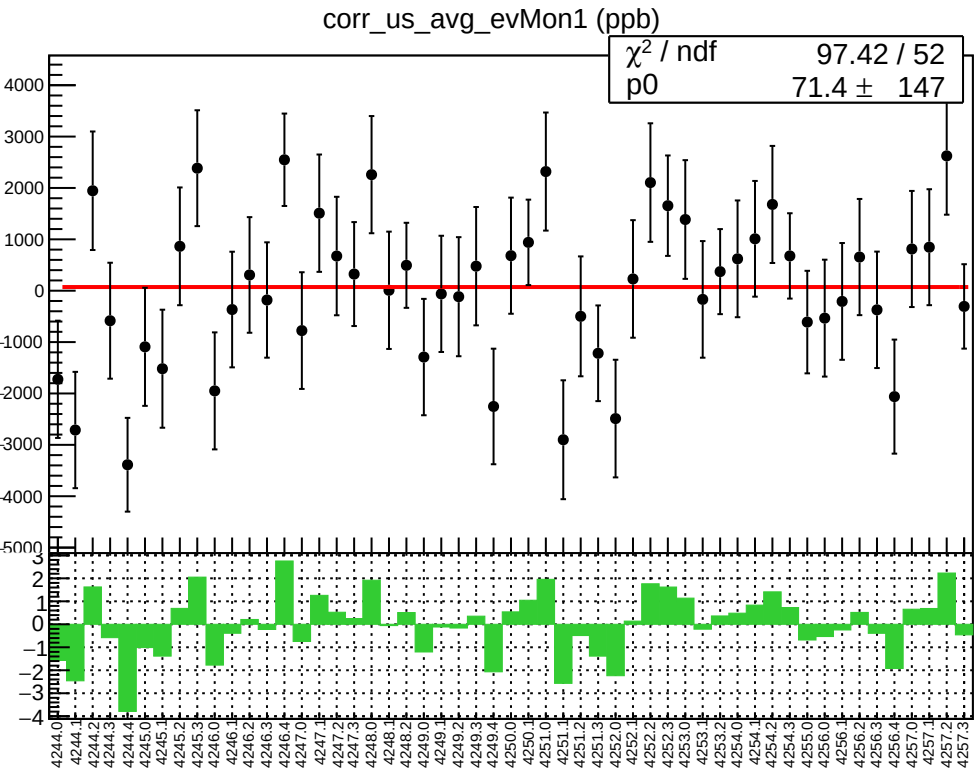
corr_us_avg_evMon1 (ppb)
χ² / ndf 97.42 / 52
p0 71.4 ± 147

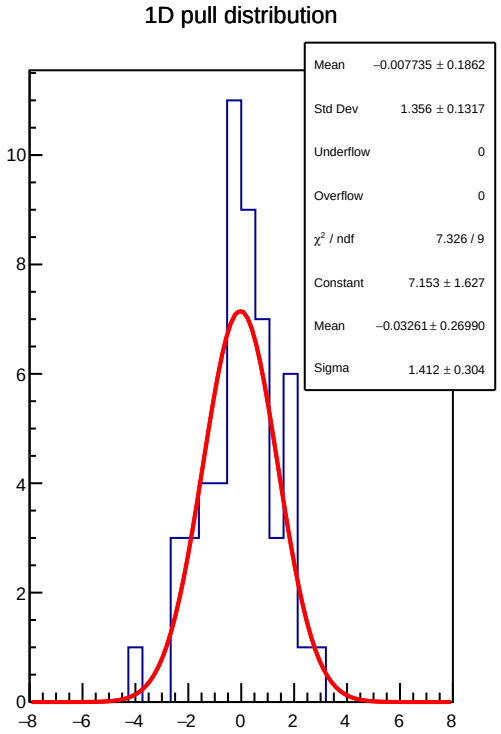
1D pull distribution
Mean −0.007735 ± 0.1862
Std Dev 1.356 ± 0.1317
Underflow 0
Overflow 0
χ² / ndf 7.326 / 9
Constant 7.153 ± 1.627
Mean −0.03261 ± 0.26990
Sigma 1.412 ± 0.304

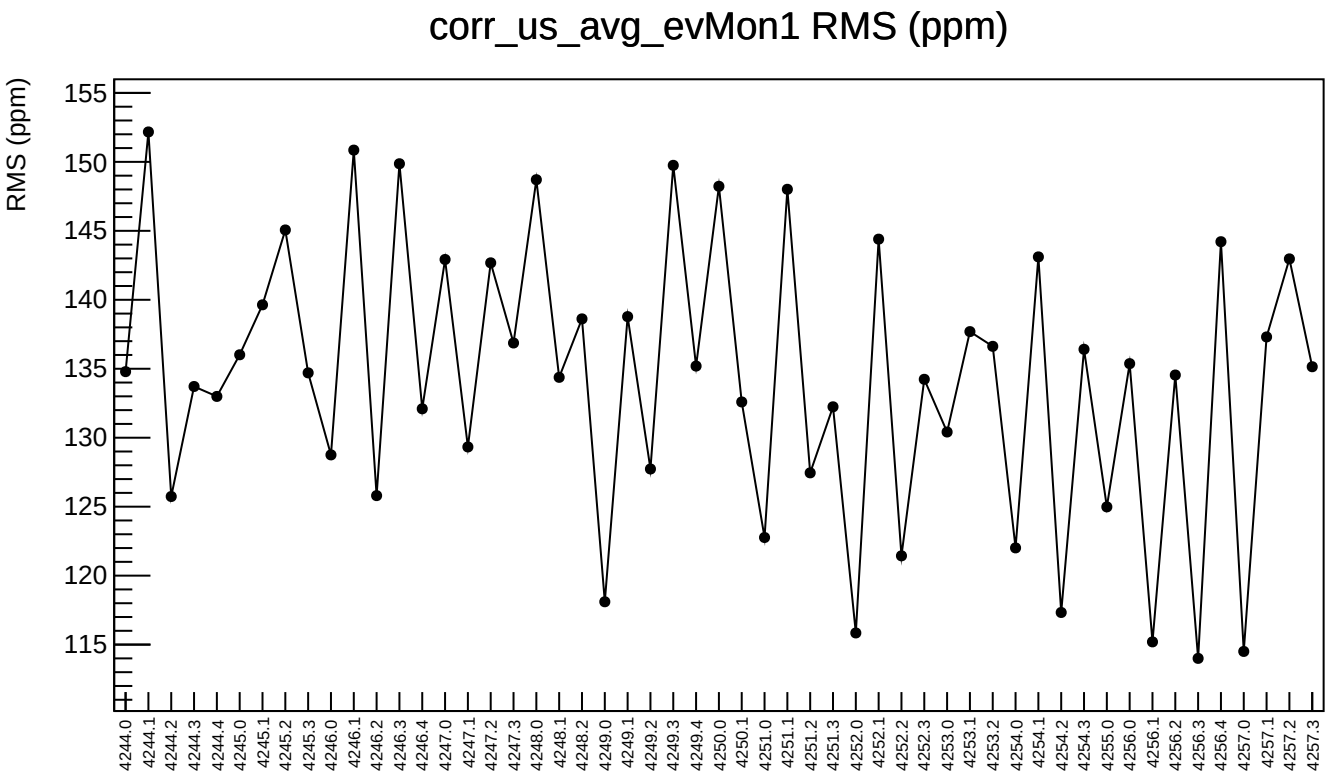
corr_us_avg_evMon1 RMS (ppm)
RMS (ppm)
155
150
145
140
135
130
125
120
115
4244.0
4244.1
4244.2
4244.3
4244.4
4245.0
4245.1
4245.2
4245.3
4246.0
4246.1
4246.2
4246.3
4246.4
4247.0
4247.1
4247.2
4247.3
4248.0
4248.1
4248.2
4249.0
4249.1
4249.2
4249.3
4249.4
4250.0
4250.1
4251.0
4251.1
4251.2
4251.3
4252.0
4252.1
4252.2
4252.3
4253.0
4253.1
4253.2
4254.0
4254.1
4254.2
4254.3
4255.0
4256.0
4256.1
4256.2
4256.3
4256.4
4257.0
4257.1
4257.2
4257.3

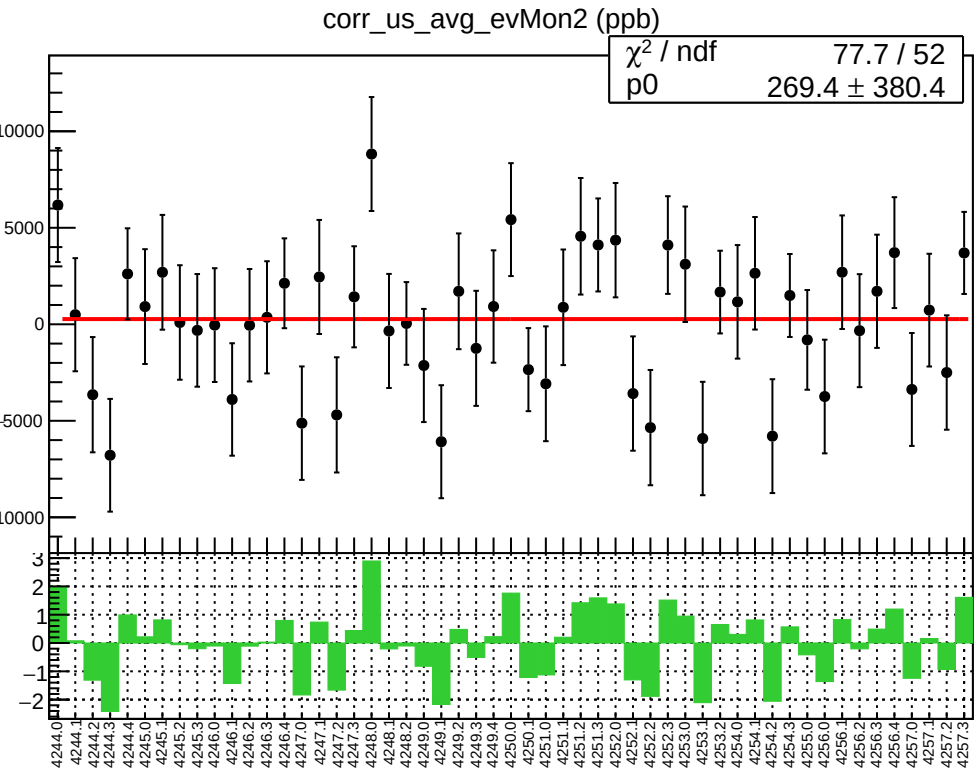
corr_us_avg_evMon2 (ppb)
χ² / ndf 77.7 / 52
p0 269.4 ± 380.4
10000
5000
0
-5000
-10000
3
2
1
0
−1
−2
4244.0
4244.1
4244.2
4244.3
4244.4
4245.0
4245.1
4245.2
4245.3
4246.0
4246.1
4246.2
4246.3
4246.4
4247.0
4247.1
4247.2
4247.3
4248.0
4248.1
4248.2
4249.0
4249.1
4249.2
4249.3
4249.4
4250.0
4250.1
4251.0
4251.1
4251.2
4251.3
4252.0
4252.1
4252.2
4252.3
4253.0
4253.1
4253.2
4254.0
4254.1
4254.2
4254.3
4255.0
4256.0
4256.1
4256.2
4256.3
4256.4
4257.0
4257.1
4257.2
4257.3

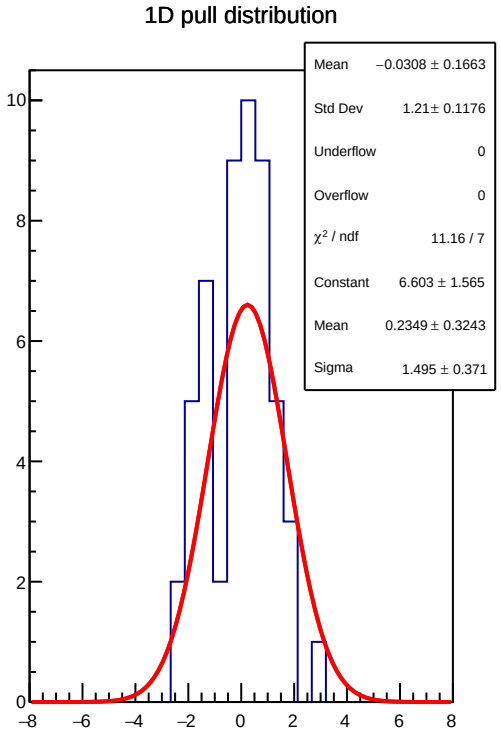
1D pull distribution
Mean −0.0308 ± 0.1663
Std Dev 1.21± 0.1176
Underflow 0
Overflow 0
χ² / ndf 11.16 / 7
Constant 6.603 ± 1.565
Mean 0.2349 ± 0.3243
Sigma 1.495 ± 0.371
10
8
6
4
2
0
−8
−6
−4
−2
0
2
4
6
8

corr_us_avg_evMon2 RMS (ppm)

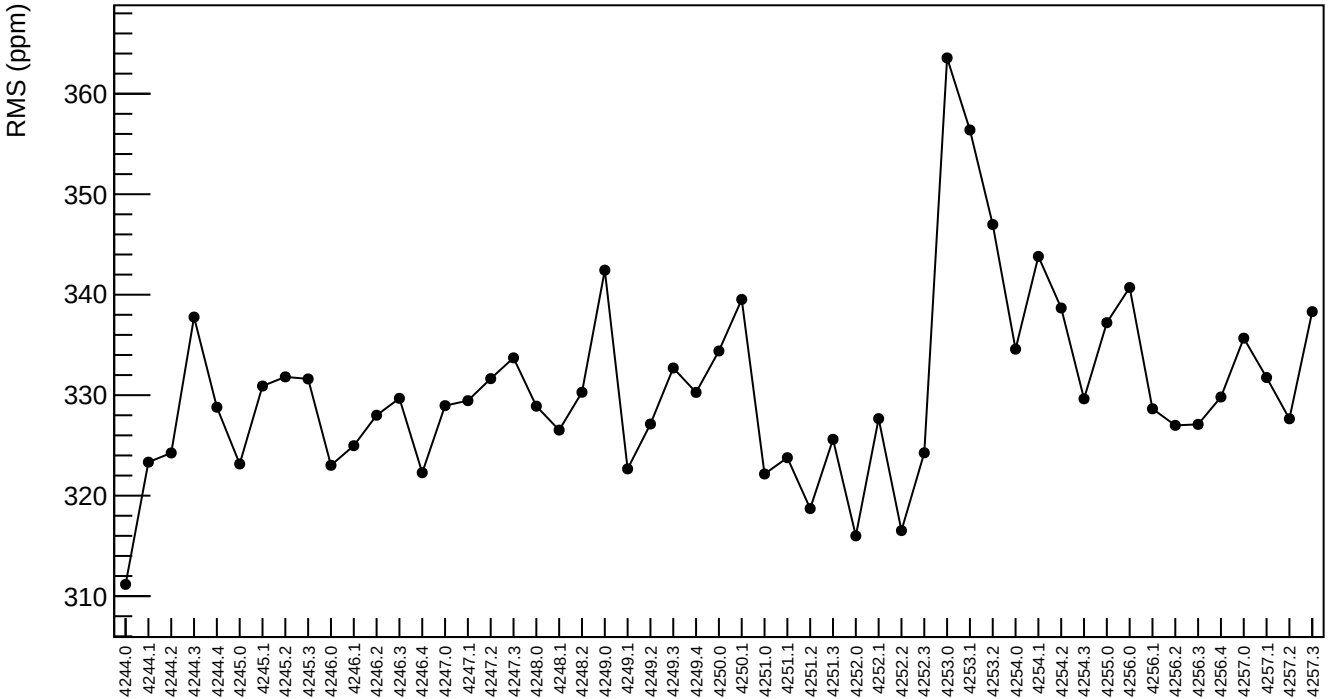

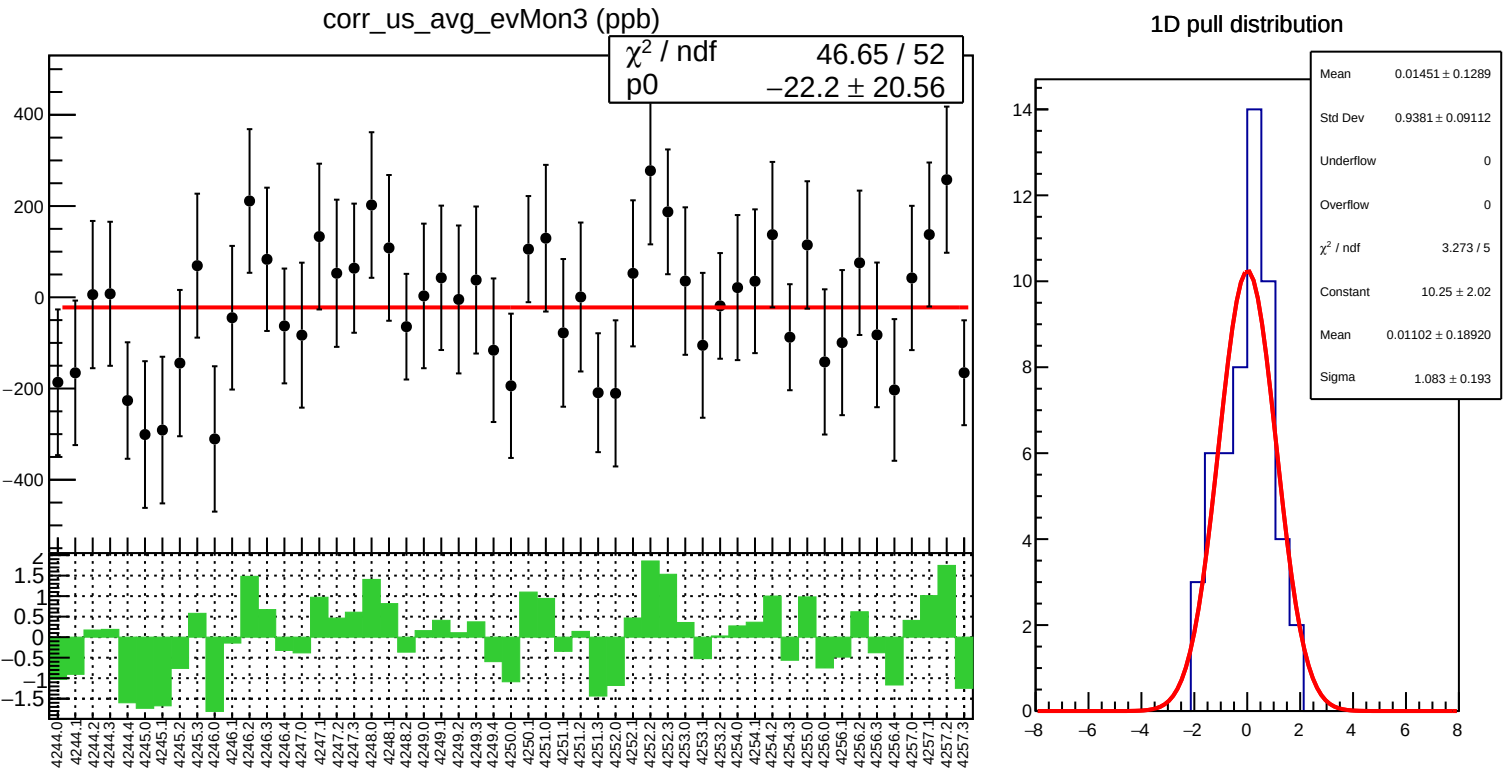
corr_us_avg_evMon3 (ppb)
χ² / ndf 46.65 / 52
p0 −22.2 ± 20.56
1D pull distribution
Mean 0.01451 ± 0.1289
Std Dev 0.9381 ± 0.09112
Underflow 0
Overflow 0
χ² / ndf 3.273 / 5
Constant 10.25 ± 2.02
Mean 0.01102 ± 0.18920
Sigma 1.083 ± 0.193

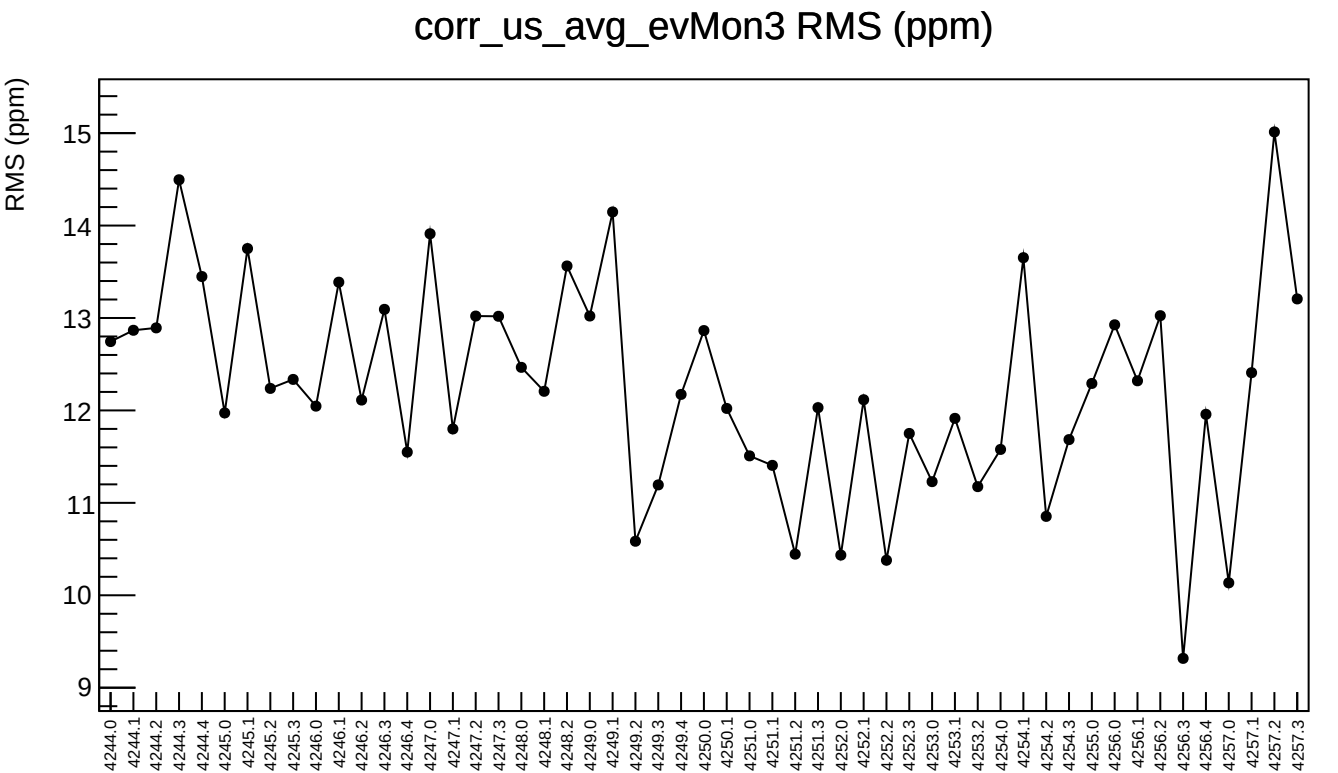
corr_us_avg_evMon3 RMS (ppm)
RMS (ppm)
15
14
13
12
11
10
9
4244.0
4244.1
4244.2
4244.3
4244.4
4245.0
4245.1
4245.2
4245.3
4246.0
4246.1
4246.2
4246.3
4246.4
4247.0
4247.1
4247.2
4247.3
4248.0
4248.1
4248.2
4249.0
4249.1
4249.2
4249.3
4249.4
4250.0
4250.1
4251.0
4251.1
4251.2
4251.3
4252.0
4252.1
4252.2
4252.3
4253.0
4253.1
4253.2
4254.0
4254.1
4254.2
4254.3
4255.0
4256.0
4256.1
4256.2
4256.3
4256.4
4257.0
4257.1
4257.2
4257.3

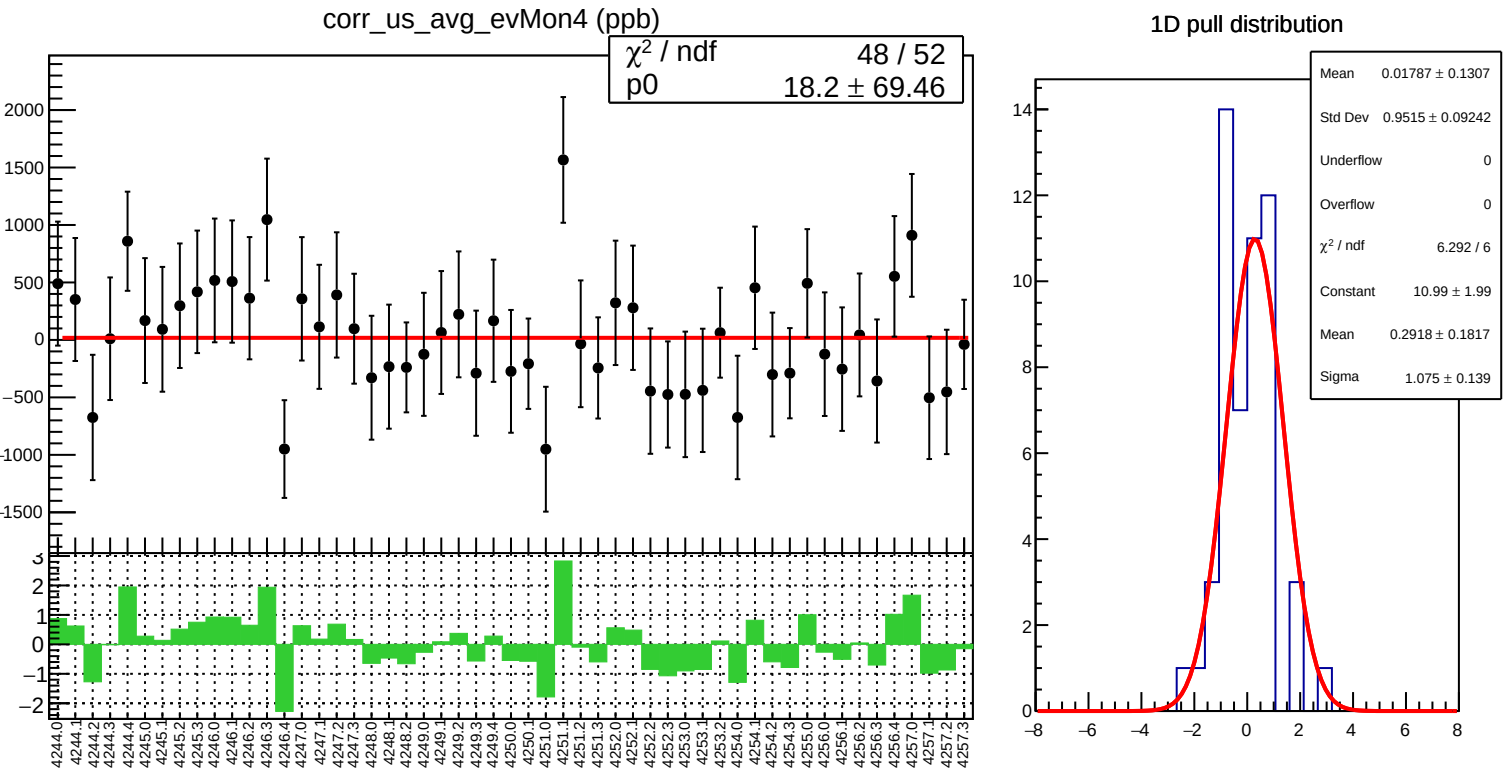
corr_us_avg_evMon4 (ppb)
χ² / ndf 48 / 52
p0 18.2 ± 69.46
1D pull distribution
Mean 0.01787 ± 0.1307
Std Dev 0.9515 ± 0.09242
Underflow 0
Overflow 0
χ² / ndf 6.292 / 6
Constant 10.99 ± 1.99
Mean 0.2918 ± 0.1817
Sigma 1.075 ± 0.139

corr_us_avg_evMon4 RMS (ppm)

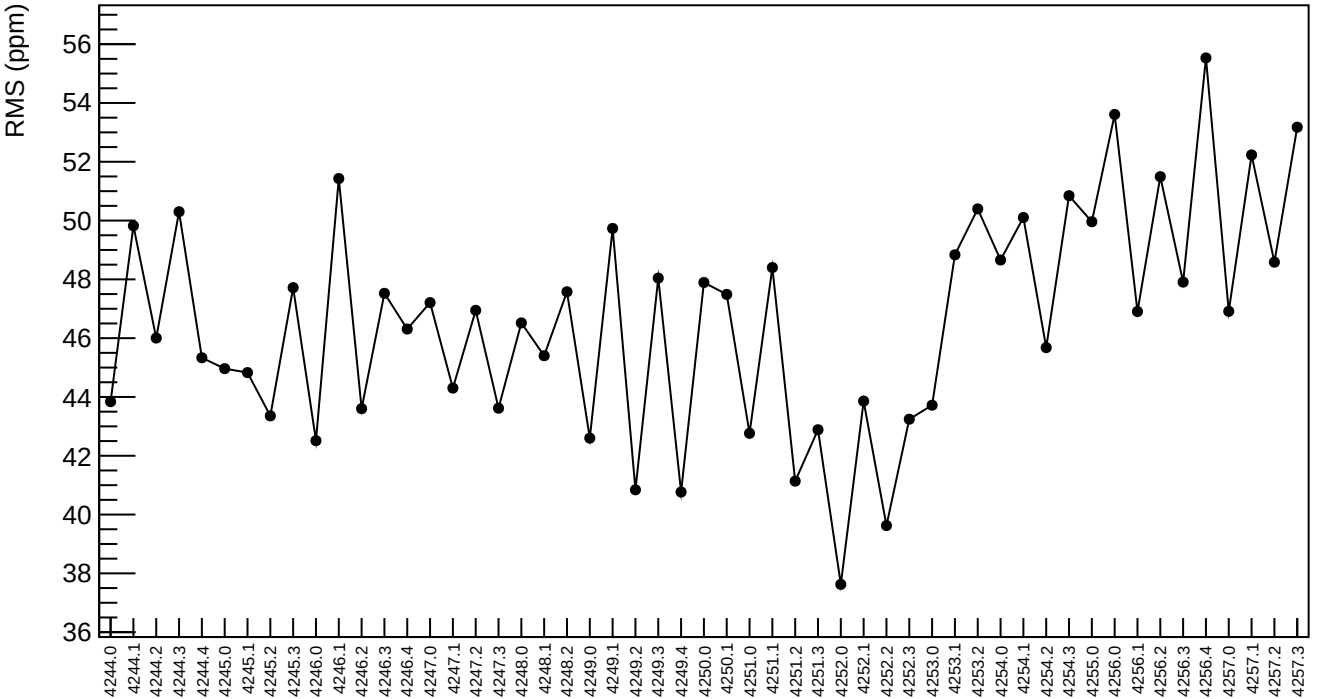

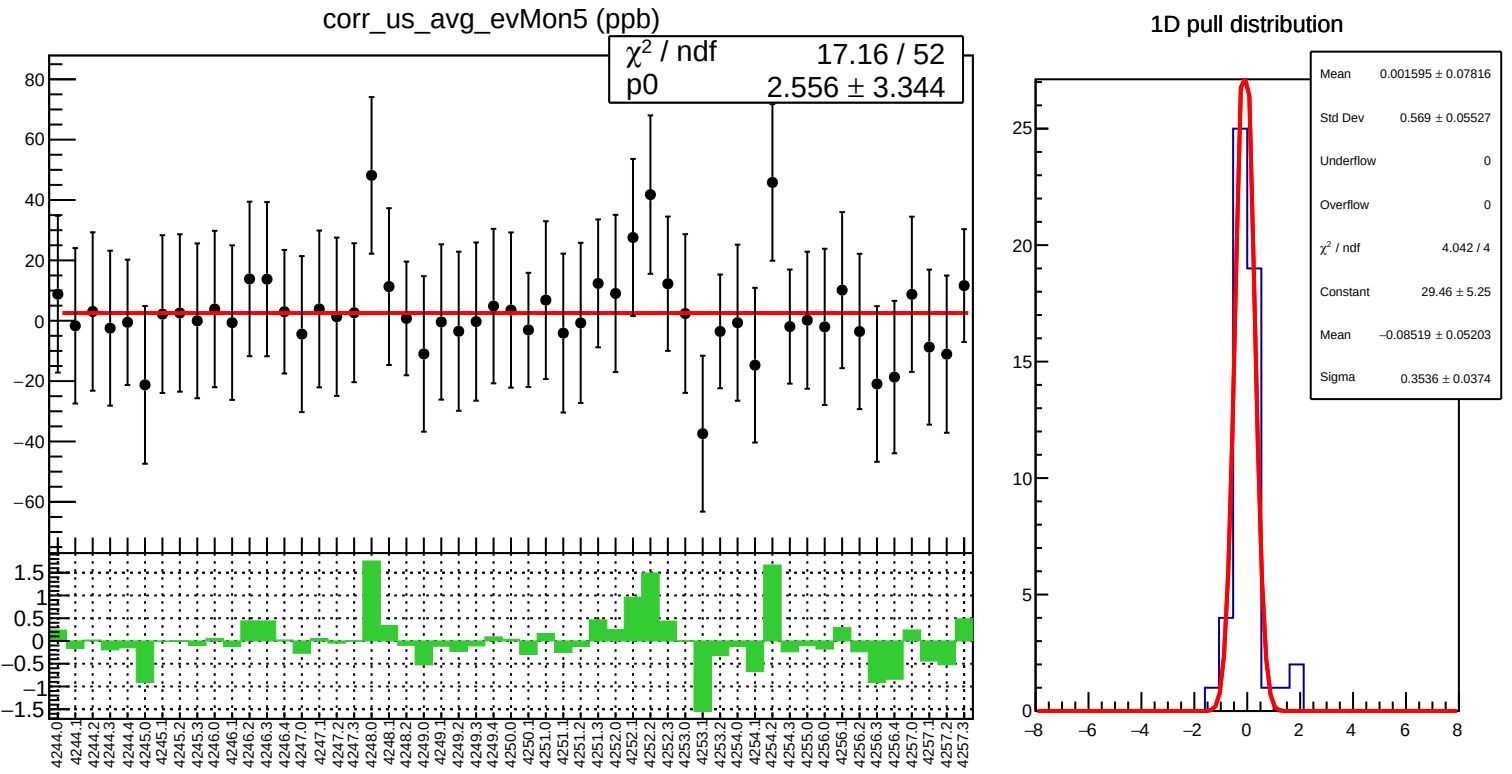
corr_us_avg_evMon5 (ppb)
χ² / ndf 17.16 / 52
p0 2.556 ± 3.344
1D pull distribution
Mean 0.001595 ± 0.07816
Std Dev 0.569 ± 0.05527
Underflow 0
Overflow 0
χ² / ndf 4.042 / 4
Constant 29.46 ± 5.25
Mean −0.08519 ± 0.05203
Sigma 0.3536 ± 0.0374

corr_us_avg_evMon5 RMS (ppm)

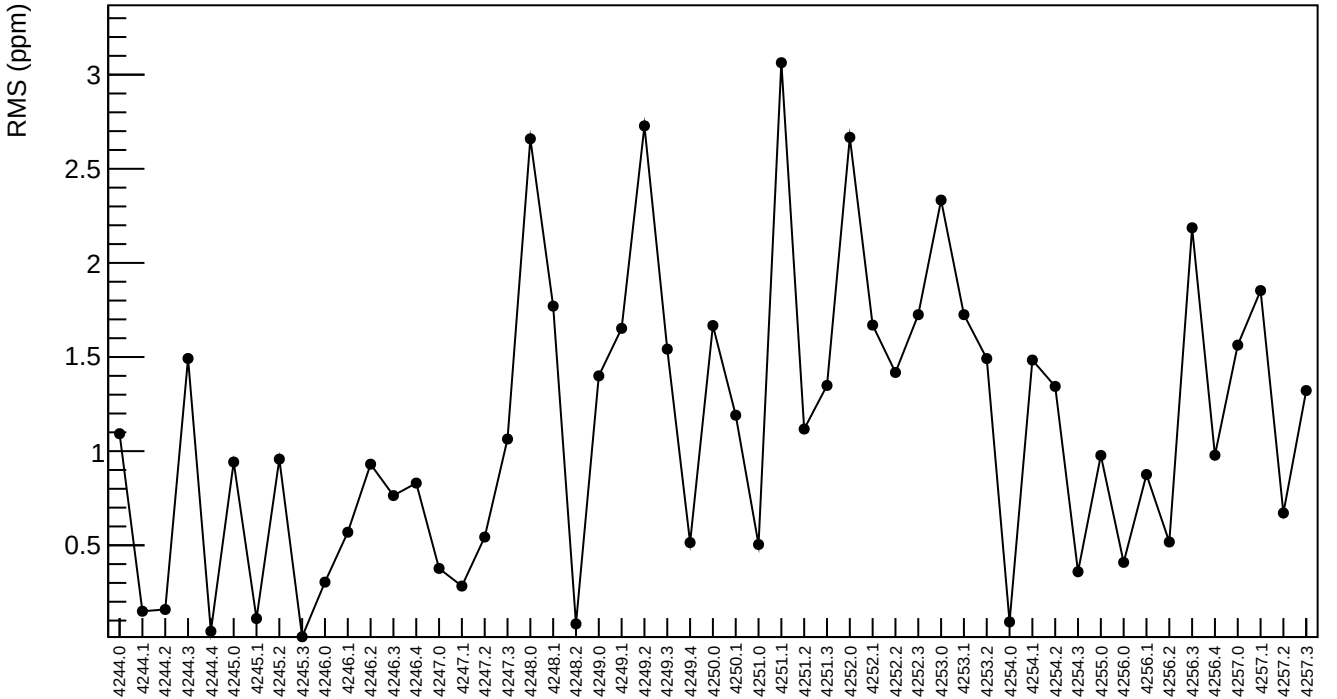

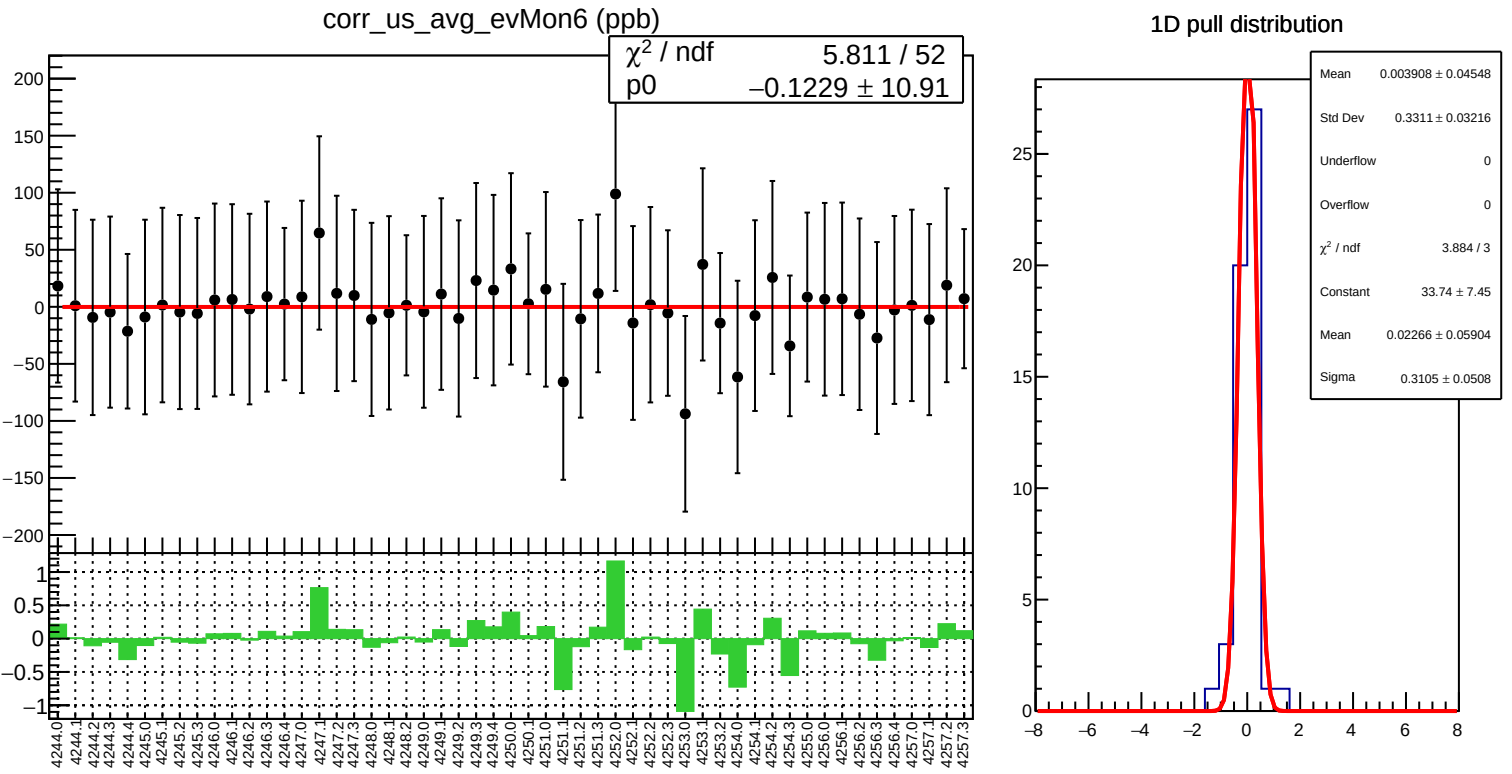
corr_us_avg_evMon6 (ppb)
χ² / ndf 5.811 / 52
p0 −0.1229 ± 10.91
1D pull distribution
Mean 0.003908 ± 0.04548
Std Dev 0.3311 ± 0.03216
Underflow 0
Overflow 0
χ² / ndf 3.884 / 3
Constant 33.74 ± 7.45
Mean 0.02266 ± 0.05904
Sigma 0.3105 ± 0.0508

corr_us_avg_evMon6 RMS (ppm)

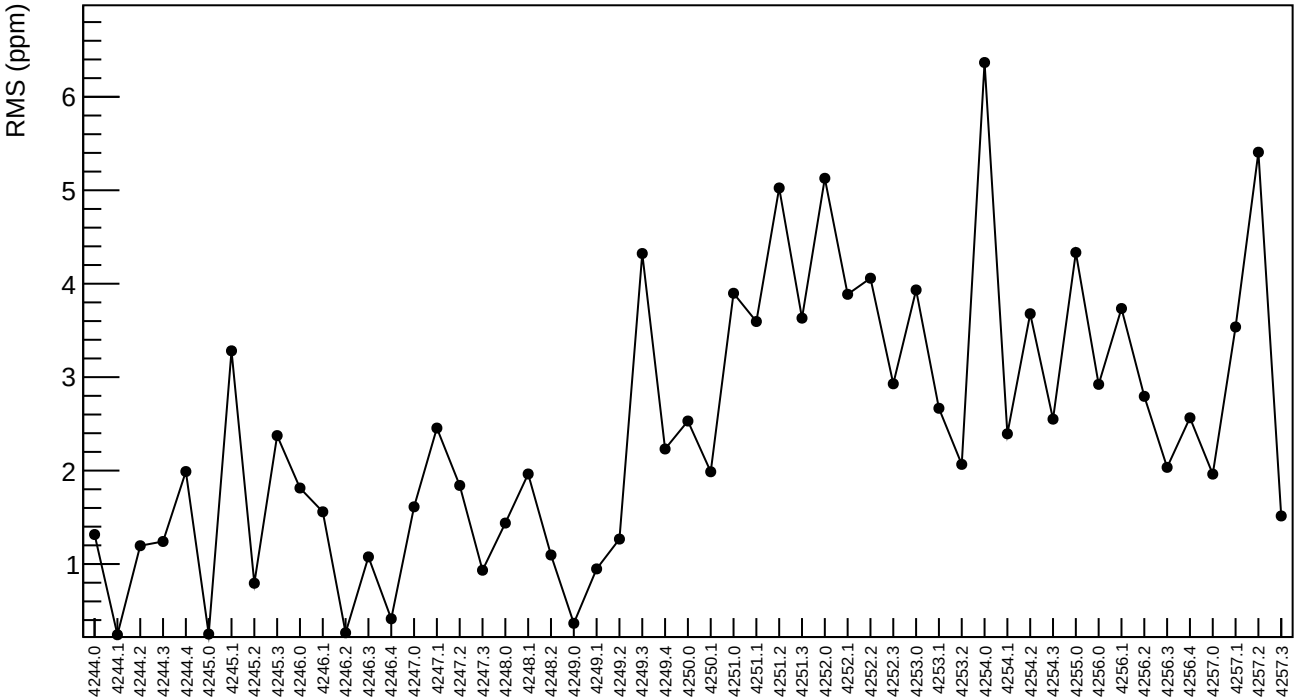

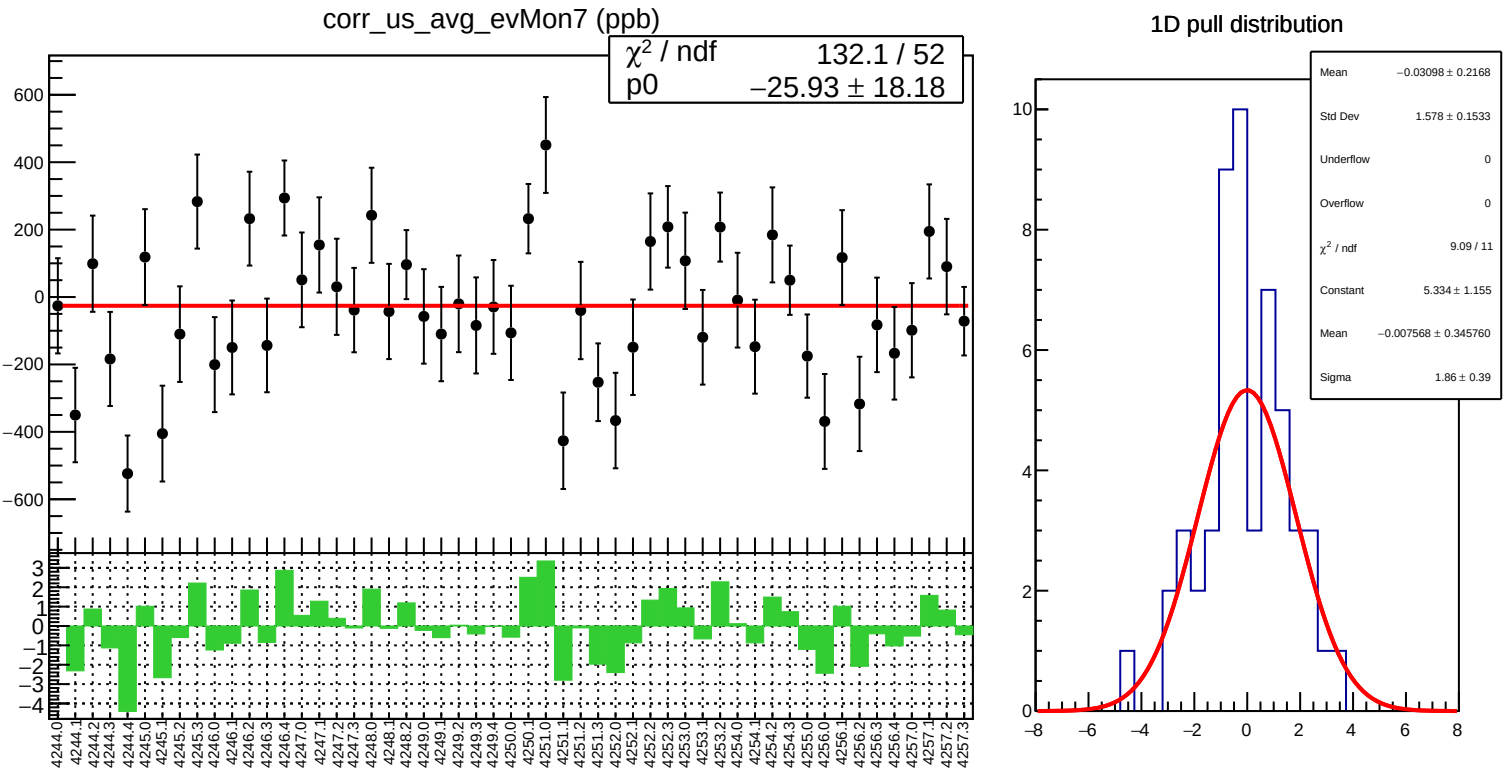
corr_us_avg_evMon7 (ppb)
χ² / ndf 132.1 / 52
p0 −25.93 ± 18.18
1D pull distribution
Mean −0.03098 ± 0.2168
Std Dev 1.578 ± 0.1533
Underflow 0
Overflow 0
χ² / ndf 9.09 / 11
Constant 5.334 ± 1.155
Mean −0.007568 ± 0.345760
Sigma 1.86 ± 0.39

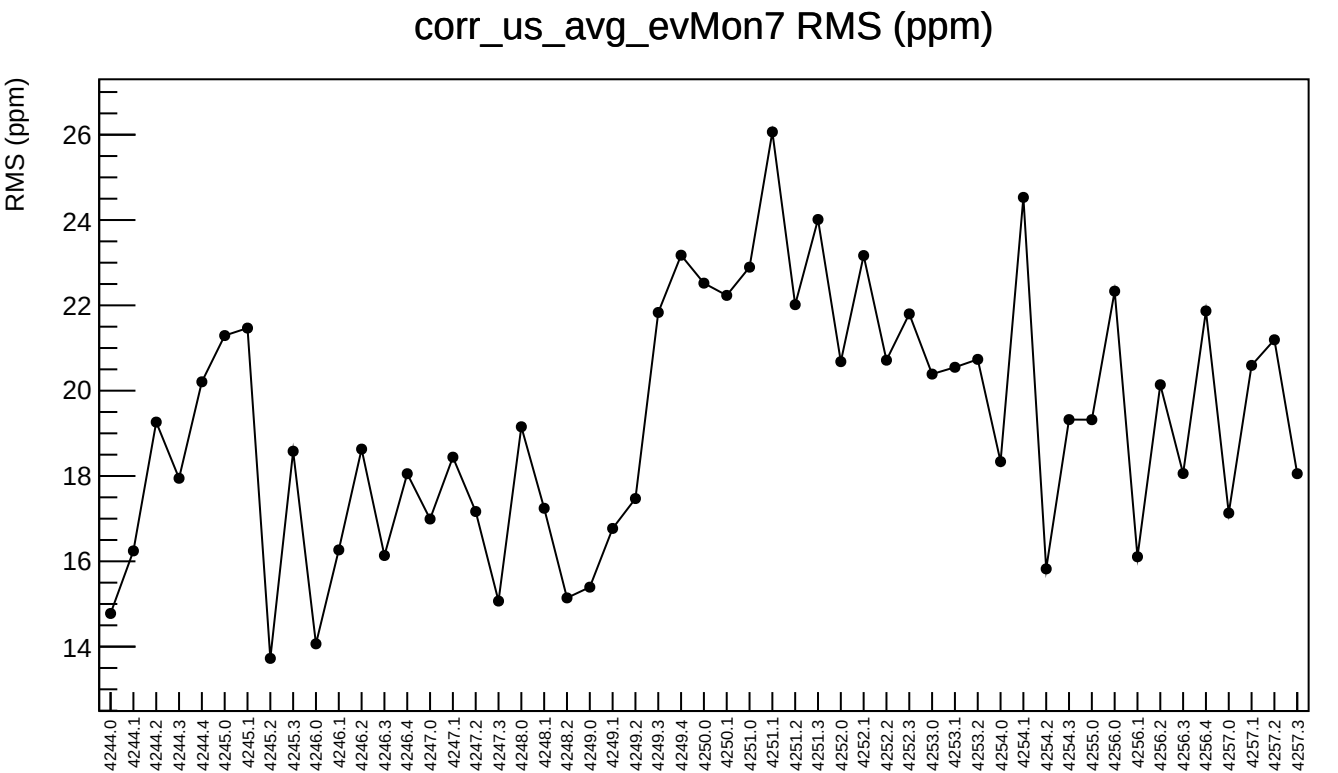
corr_us_avg_evMon7 RMS (ppm)
RMS (ppm)
26
24
22
20
18
16
14
4244.0
4244.1
4244.2
4244.3
4244.4
4245.0
4245.1
4245.2
4245.3
4246.0
4246.1
4246.2
4246.3
4246.4
4247.0
4247.1
4247.2
4247.3
4248.0
4248.1
4248.2
4249.0
4249.1
4249.2
4249.3
4249.4
4250.0
4250.1
4251.0
4251.1
4251.2
4251.3
4252.0
4252.1
4252.2
4252.3
4253.0
4253.1
4253.2
4254.0
4254.1
4254.2
4254.3
4255.0
4256.0
4256.1
4256.2
4256.3
4256.4
4257.0
4257.1
4257.2
4257.3

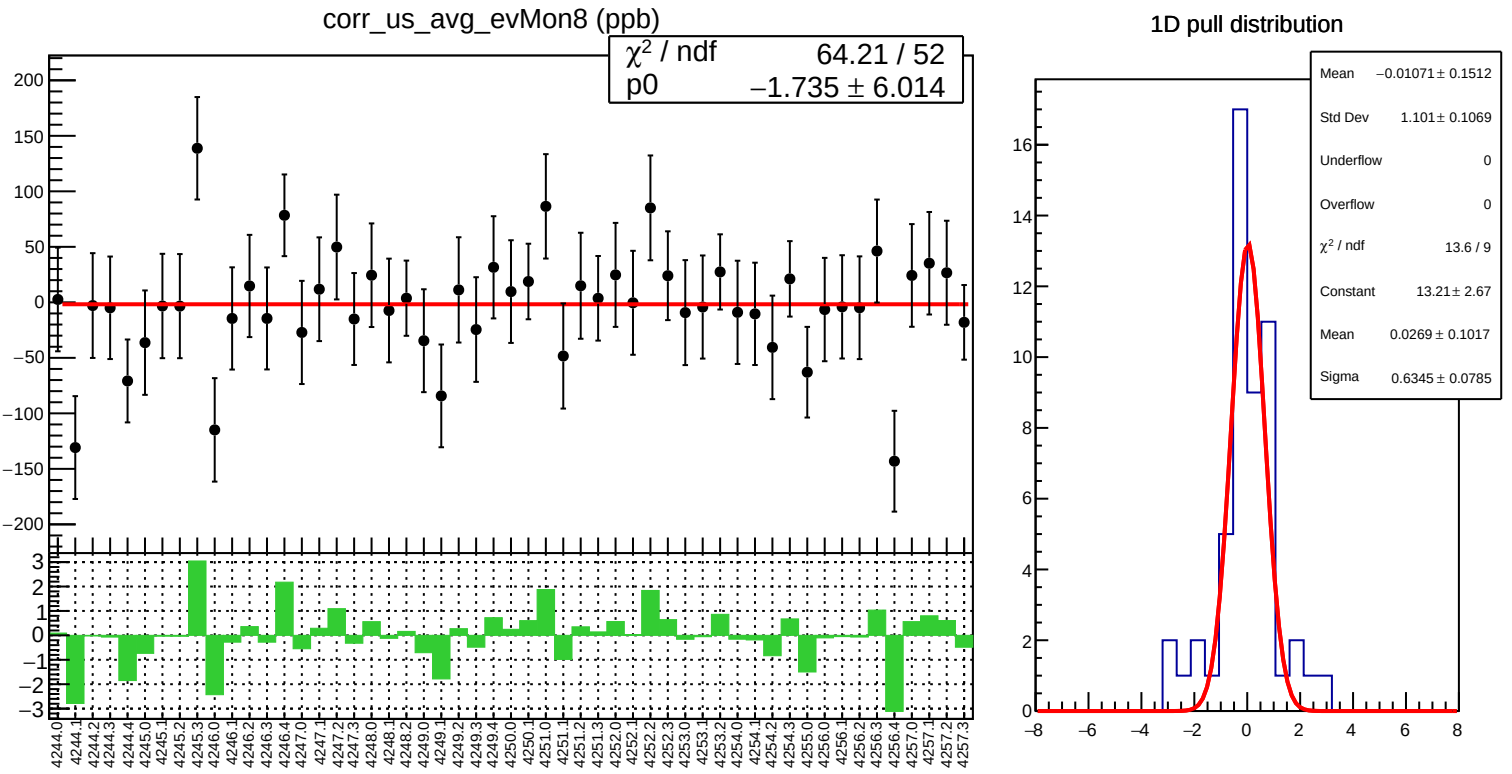
corr_us_avg_evMon8 (ppb)
χ² / ndf 64.21 / 52
p0 −1.735 ± 6.014
1D pull distribution
Mean −0.01071 ± 0.1512
Std Dev 1.101 ± 0.1069
Underflow 0
Overflow 0
χ² / ndf 13.6 / 9
Constant 13.21 ± 2.67
Mean 0.0269 ± 0.1017
Sigma 0.6345 ± 0.0785

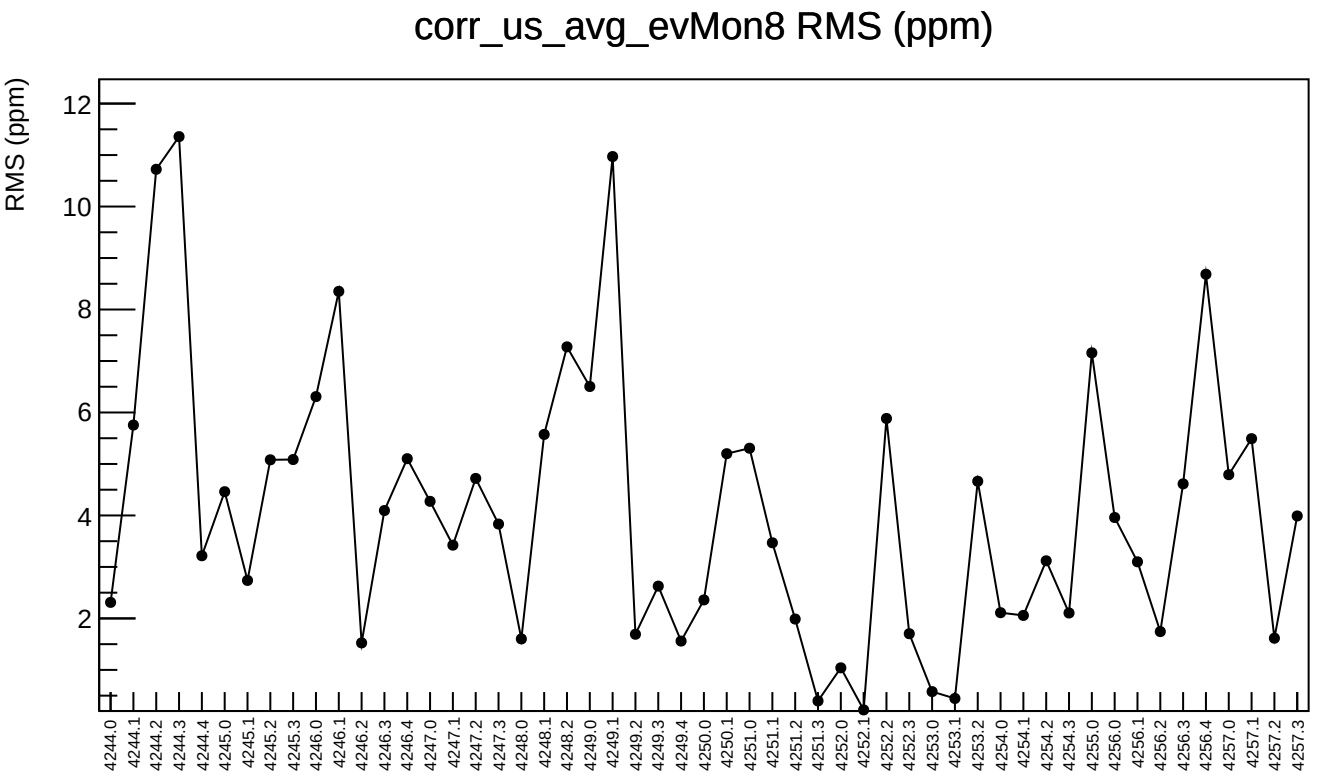
corr_us_avg_evMon8 RMS (ppm)
RMS (ppm)
12
10
8
6
4
2
4244.0
4244.1
4244.2
4244.3
4244.4
4245.0
4245.1
4245.2
4245.3
4246.0
4246.1
4246.2
4246.3
4246.4
4247.0
4247.1
4247.2
4247.3
4248.0
4248.1
4248.2
4249.0
4249.1
4249.2
4249.3
4249.4
4250.0
4250.1
4251.0
4251.1
4251.2
4251.3
4252.0
4252.1
4252.2
4252.3
4253.0
4253.1
4253.2
4254.0
4254.1
4254.2
4254.3
4255.0
4256.0
4256.1
4256.2
4256.3
4256.4
4257.0
4257.1
4257.2
4257.3

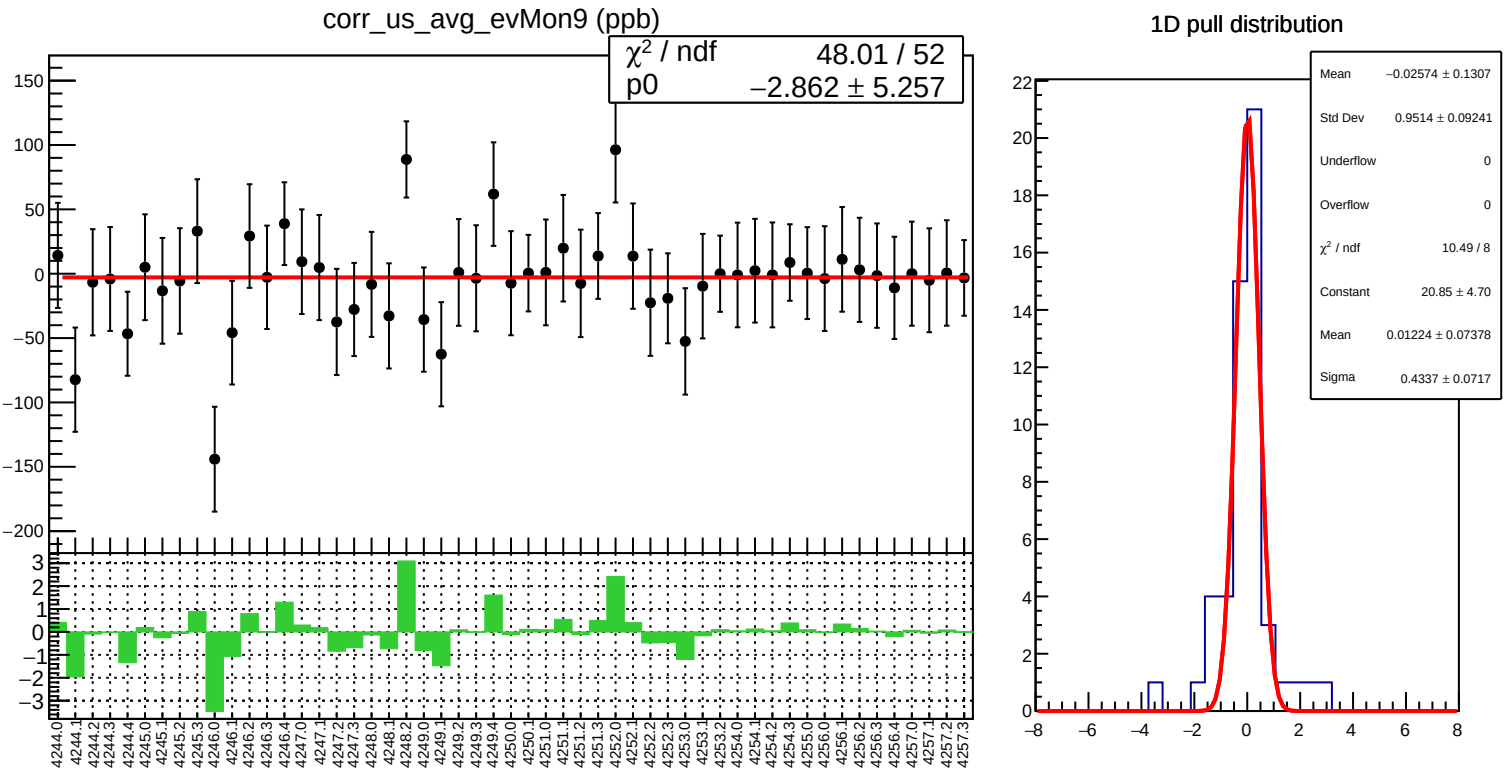
corr_us_avg_evMon9 (ppb)
χ² / ndf 48.01 / 52
p0 −2.862 ± 5.257
1D pull distribution
Mean −0.02574 ± 0.1307
Std Dev 0.9514 ± 0.09241
Underflow 0
Overflow 0
χ² / ndf 10.49 / 8
Constant 20.85 ± 4.70
Mean 0.01224 ± 0.07378
Sigma 0.4337 ± 0.0717

corr_us_avg_evMon9 RMS (ppm)

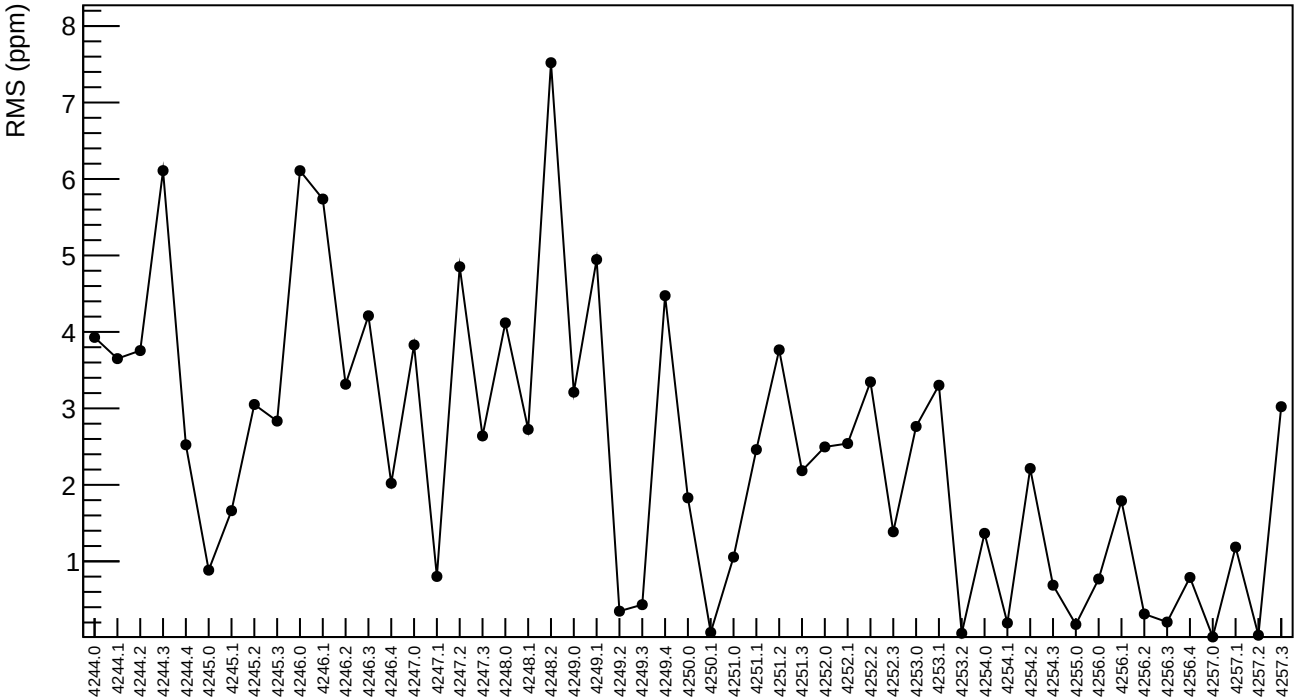

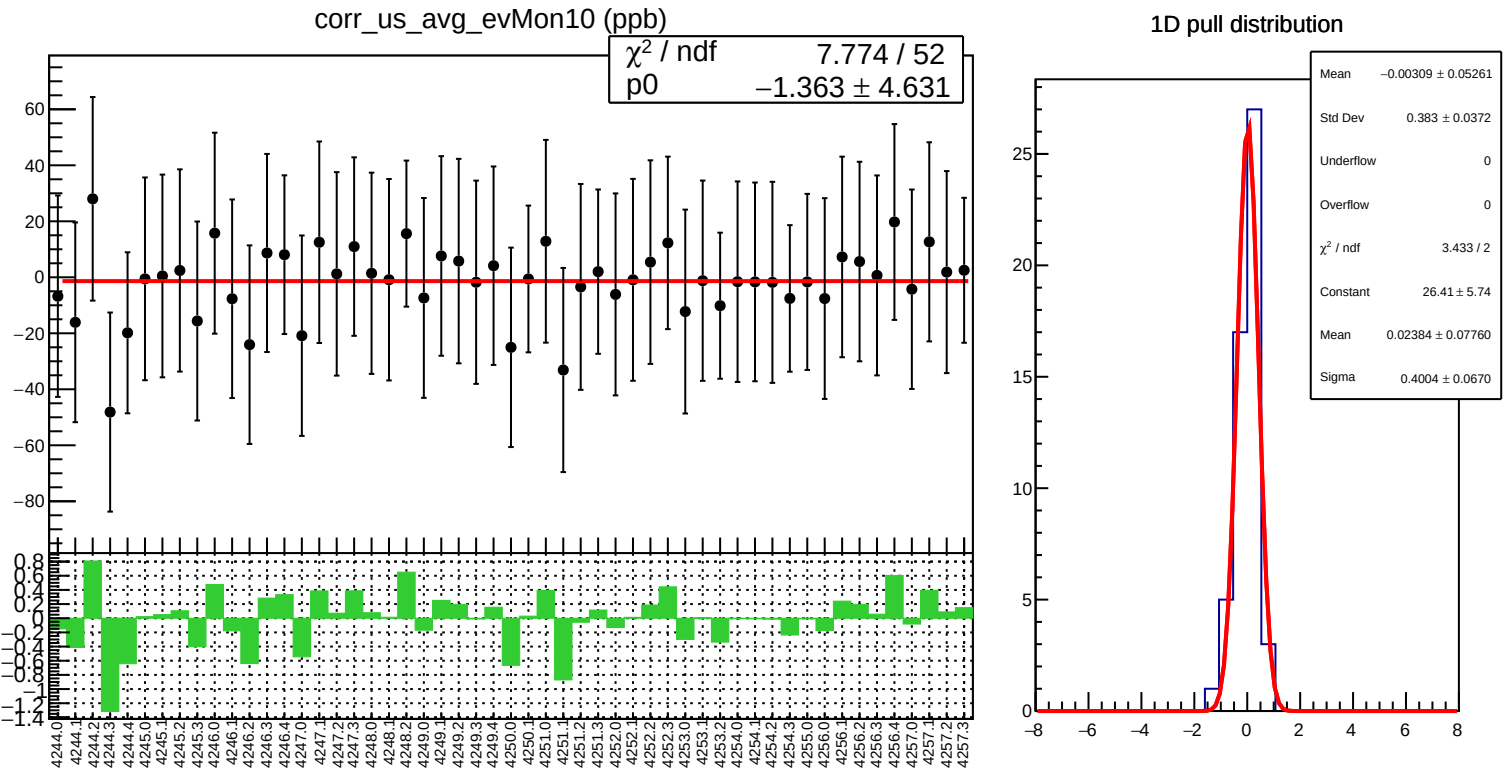
corr_us_avg_evMon10 (ppb)
χ² / ndf 7.774 / 52
p0 −1.363 ± 4.631
1D pull distribution
Mean −0.00309 ± 0.05261
Std Dev 0.383 ± 0.0372
Underflow 0
Overflow 0
χ² / ndf 3.433 / 2
Constant 26.41 ± 5.74
Mean 0.02384 ± 0.07760
Sigma 0.4004 ± 0.0670

corr_us_avg_evMon10 RMS (ppm)

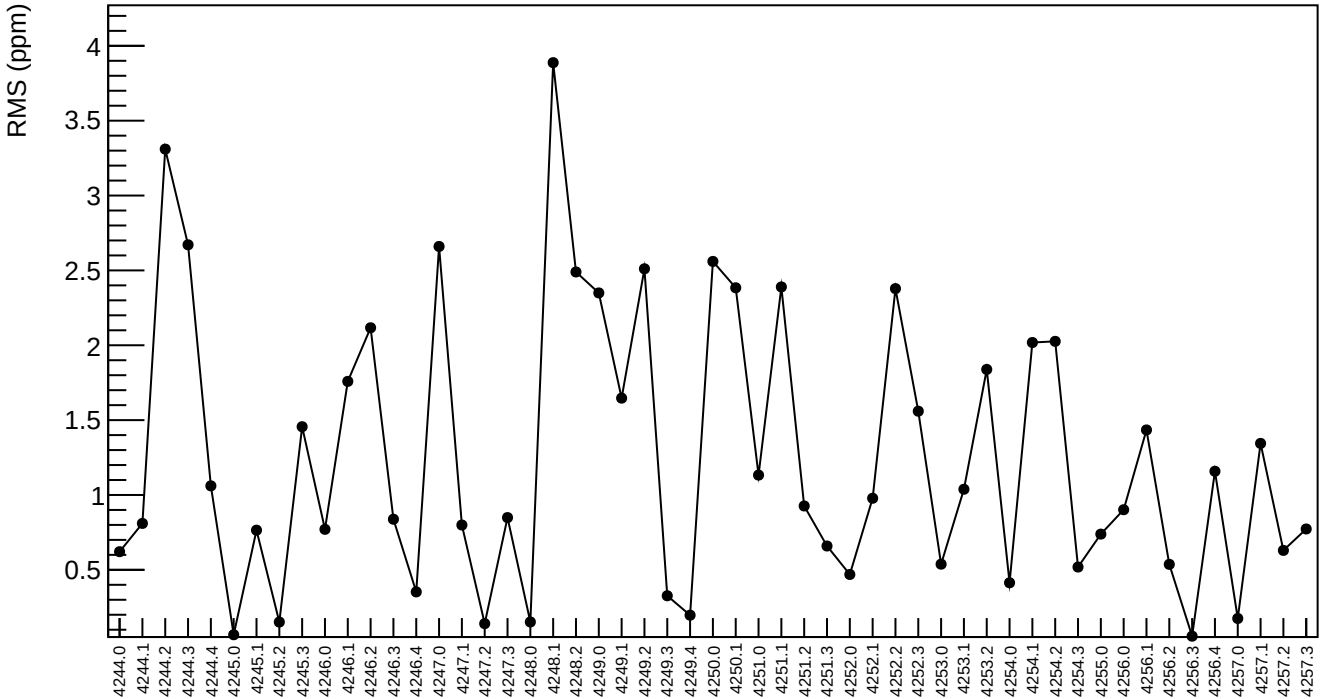

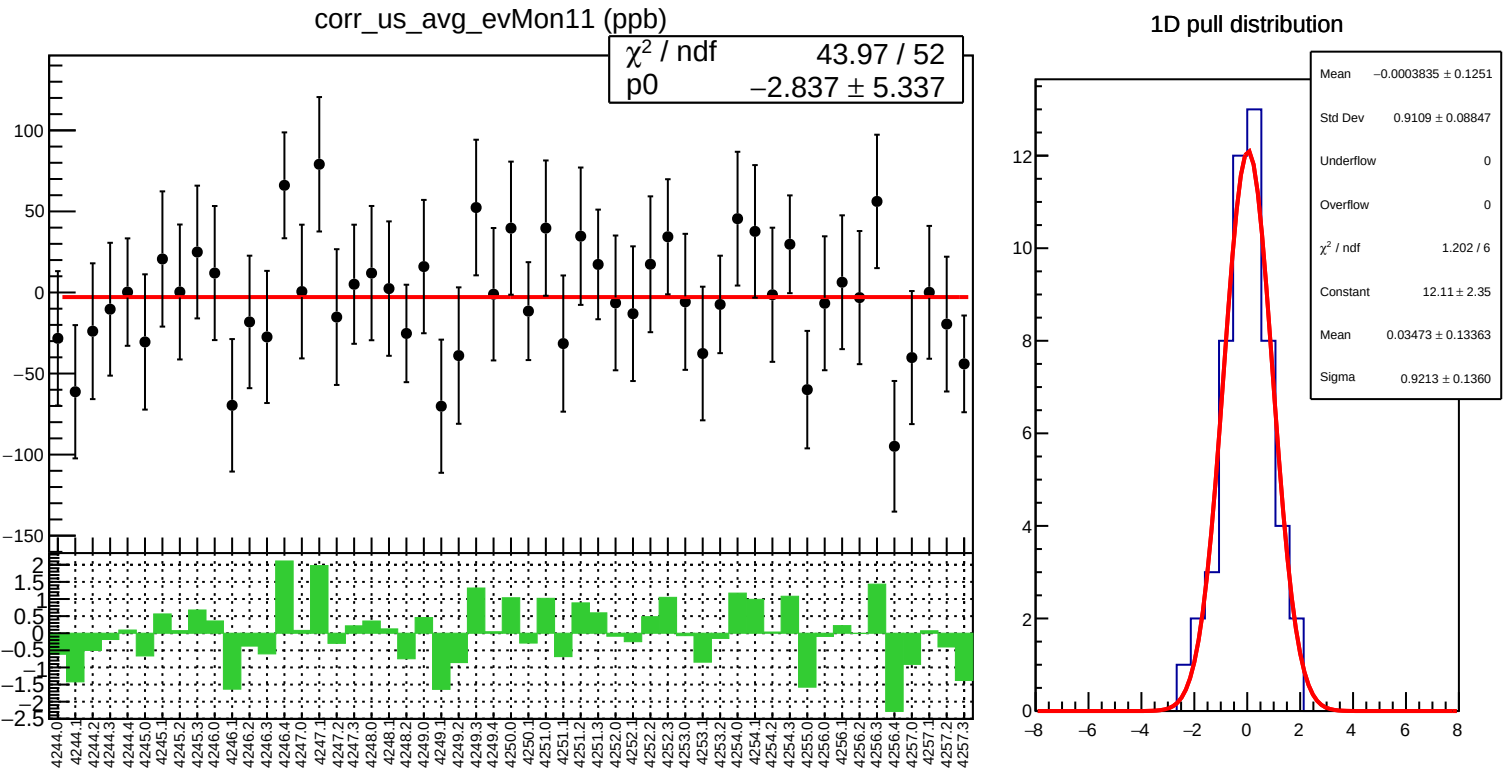
corr_us_avg_evMon11 (ppb)
χ² / ndf 43.97 / 52
p0 −2.837 ± 5.337
1D pull distribution
Mean −0.0003835 ± 0.1251
Std Dev 0.9109 ± 0.08847
Underflow 0
Overflow 0
χ² / ndf 1.202 / 6
Constant 12.11 ± 2.35
Mean 0.03473 ± 0.13363
Sigma 0.9213 ± 0.1360

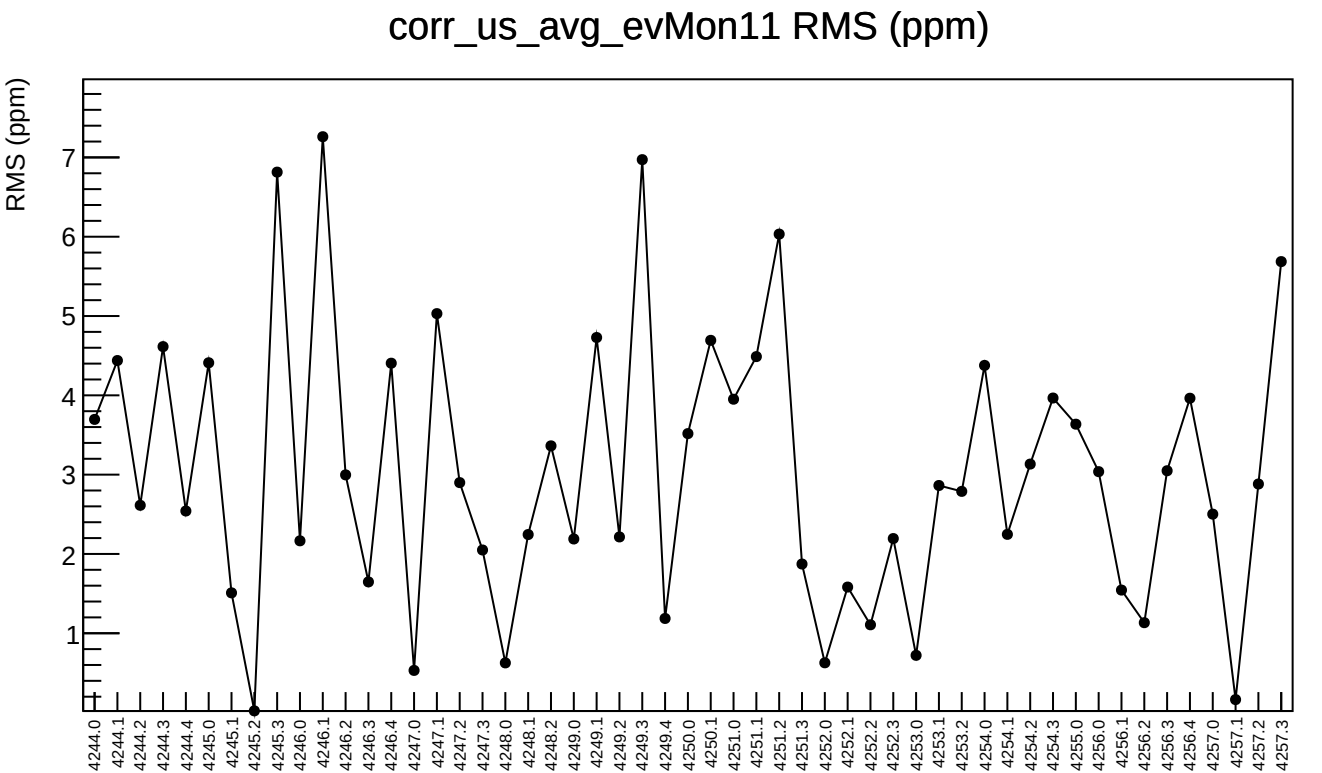
corr_us_avg_evMon11 RMS (ppm)
RMS (ppm)
1
2
3
4
5
6
7
4244.0
4244.1
4244.2
4244.3
4244.4
4245.0
4245.1
4245.2
4245.3
4246.0
4246.1
4246.2
4246.3
4246.4
4247.0
4247.1
4247.2
4247.3
4248.0
4248.1
4248.2
4249.0
4249.1
4249.2
4249.3
4249.4
4250.0
4250.1
4251.0
4251.1
4251.2
4251.3
4252.0
4252.1
4252.2
4252.3
4253.0
4253.1
4253.2
4254.0
4254.1
4254.2
4254.3
4255.0
4256.0
4256.1
4256.2
4256.3
4256.4
4257.0
4257.1
4257.2
4257.3

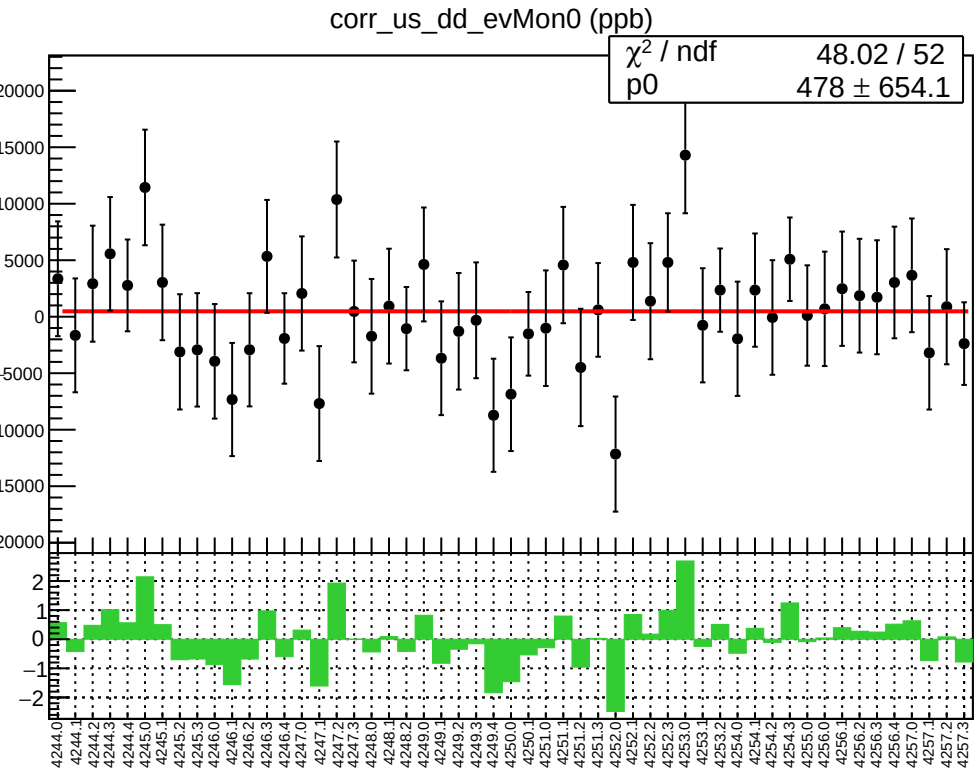
corr_us_dd_evMon0 (ppb)
χ² / ndf 48.02 / 52
p0 478 ± 654.1

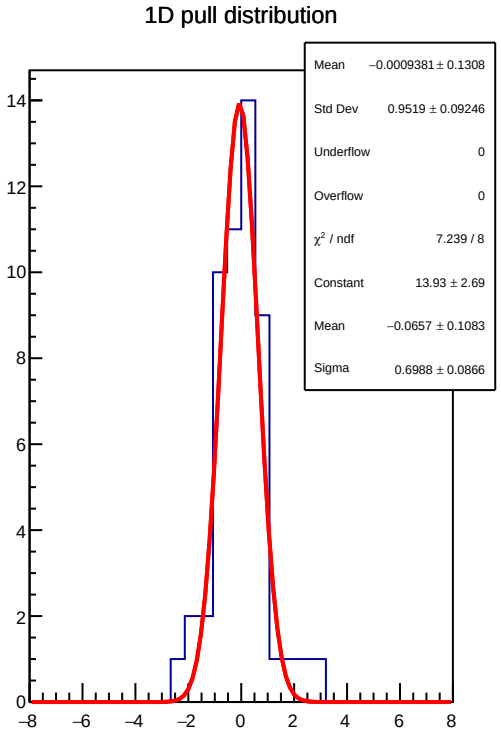
1D pull distribution
Mean −0.0009381 ± 0.1308
Std Dev 0.9519 ± 0.09246
Underflow 0
Overflow 0
χ² / ndf 7.239 / 8
Constant 13.93 ± 2.69
Mean −0.0657 ± 0.1083
Sigma 0.6988 ± 0.0866

corr_us_dd_evMon0 RMS (ppm)

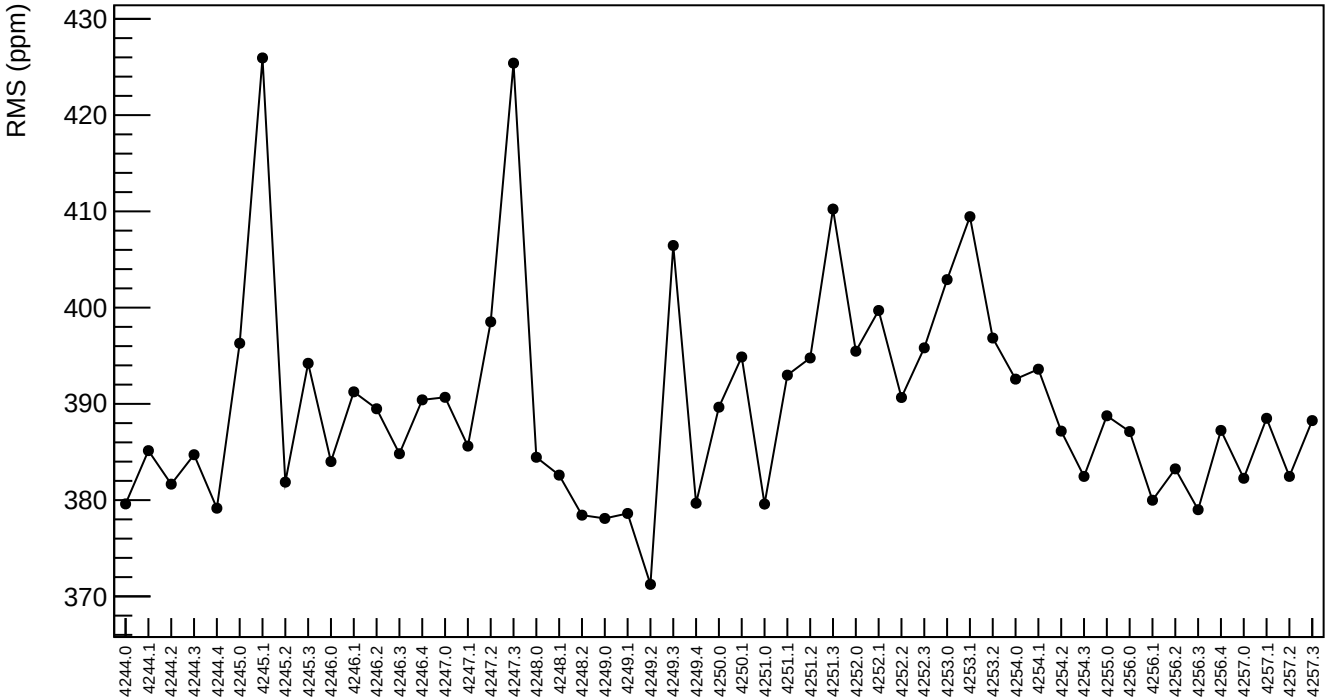

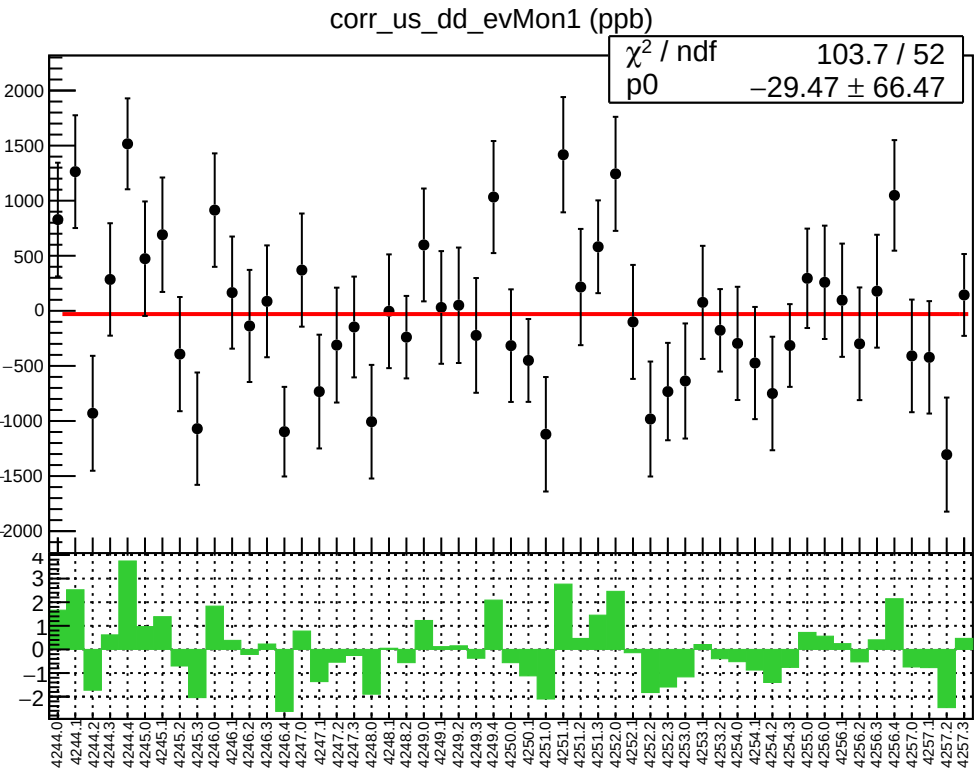
corr_us_dd_evMon1 (ppb)
χ² / ndf 103.7 / 52
p0 −29.47 ± 66.47

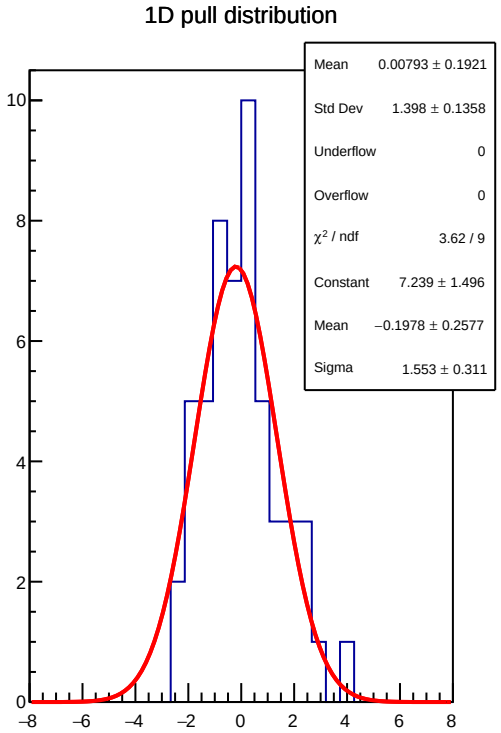
1D pull distribution
Mean 0.00793 ± 0.1921
Std Dev 1.398 ± 0.1358
Underflow 0
Overflow 0
χ² / ndf 3.62 / 9
Constant 7.239 ± 1.496
Mean −0.1978 ± 0.2577
Sigma 1.553 ± 0.311

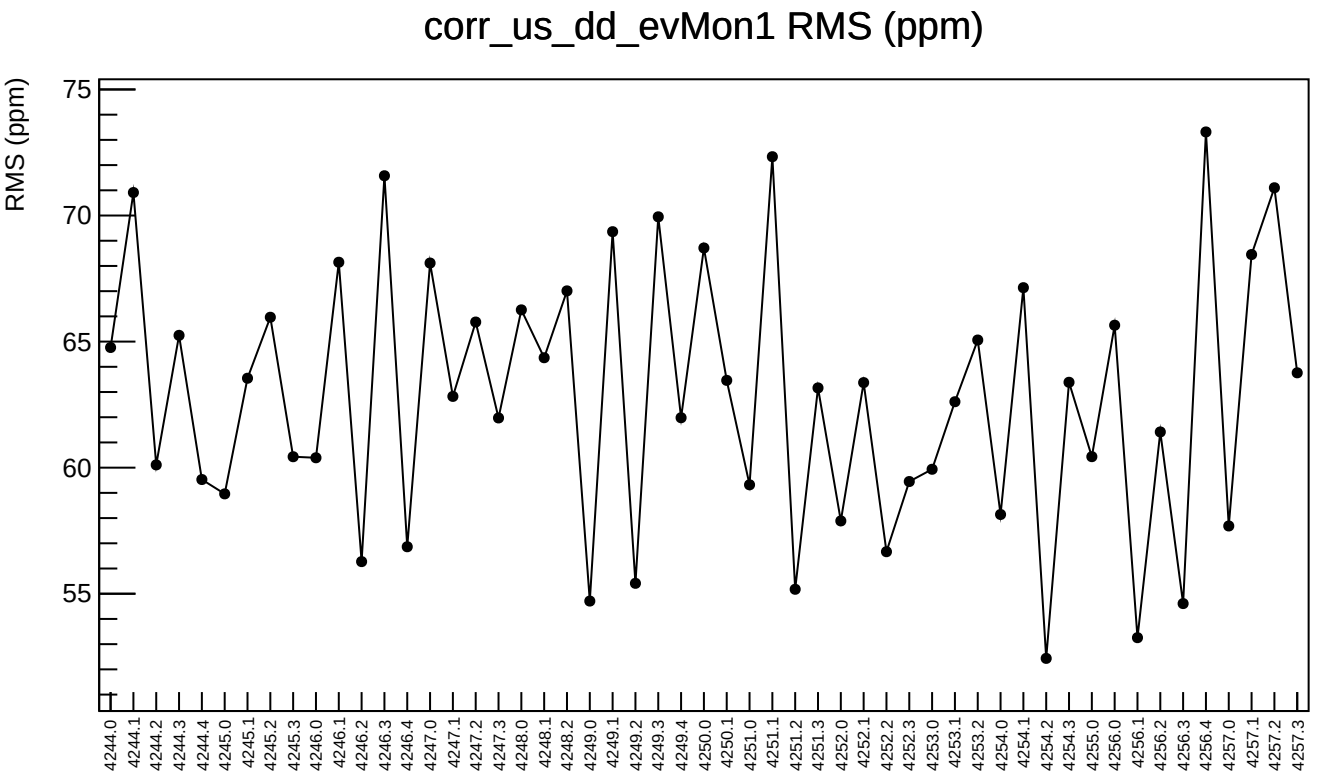
corr_us_dd_evMon1 RMS (ppm)
RMS (ppm)
75
70
65
60
55
4244.0
4244.1
4244.2
4244.3
4244.4
4245.0
4245.1
4245.2
4245.3
4246.0
4246.1
4246.2
4246.3
4246.4
4247.0
4247.1
4247.2
4247.3
4248.0
4248.1
4248.2
4249.0
4249.1
4249.2
4249.3
4249.4
4250.0
4250.1
4251.0
4251.1
4251.2
4251.3
4252.0
4252.1
4252.2
4252.3
4253.0
4253.1
4253.2
4254.0
4254.1
4254.2
4254.3
4255.0
4256.0
4256.1
4256.2
4256.3
4256.4
4257.0
4257.1
4257.2
4257.3

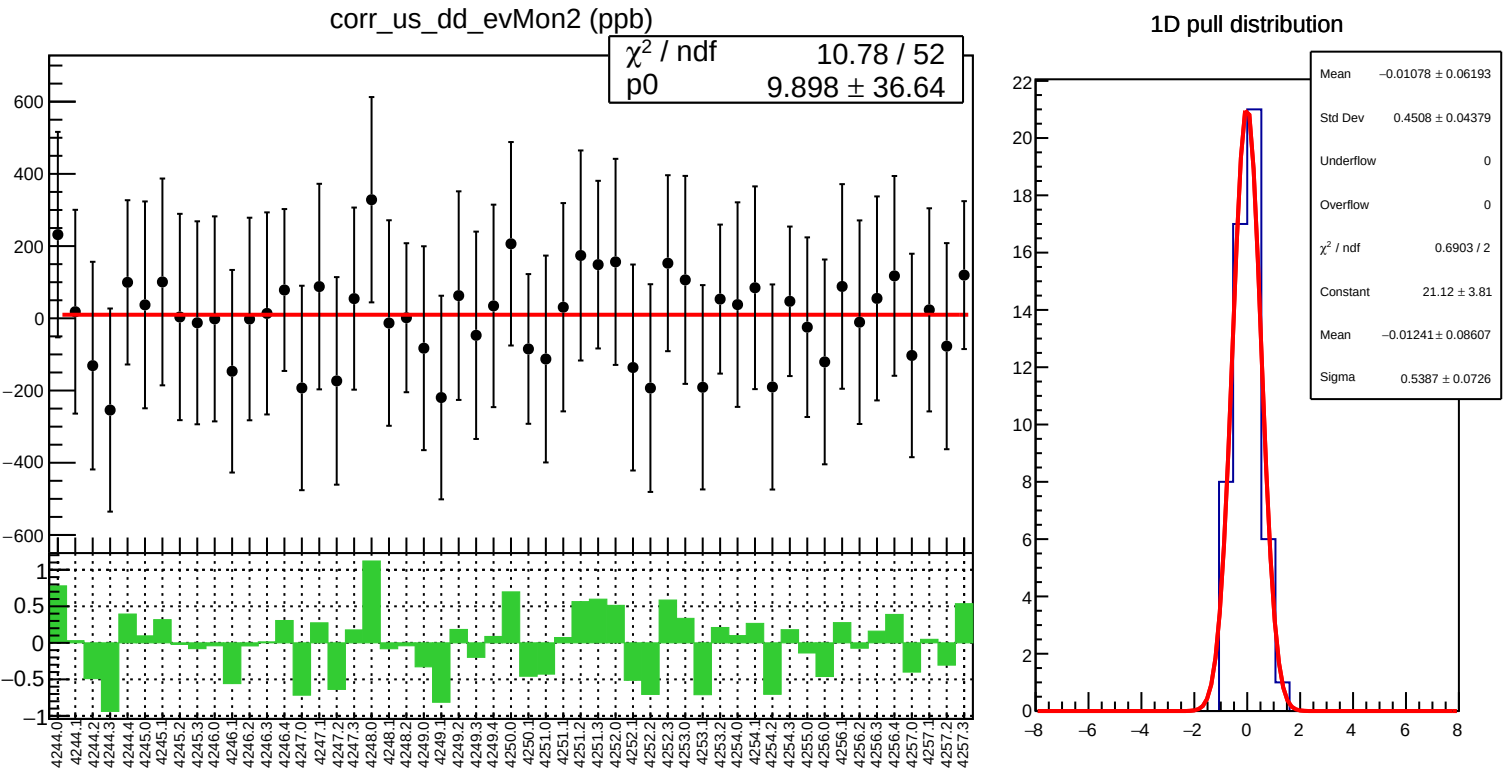
corr_us_dd_evMon2 (ppb)
χ² / ndf 10.78 / 52
p0 9.898 ± 36.64
1D pull distribution
Mean −0.01078 ± 0.06193
Std Dev 0.4508 ± 0.04379
Underflow 0
Overflow 0
χ² / ndf 0.6903 / 2
Constant 21.12 ± 3.81
Mean −0.01241 ± 0.08607
Sigma 0.5387 ± 0.0726

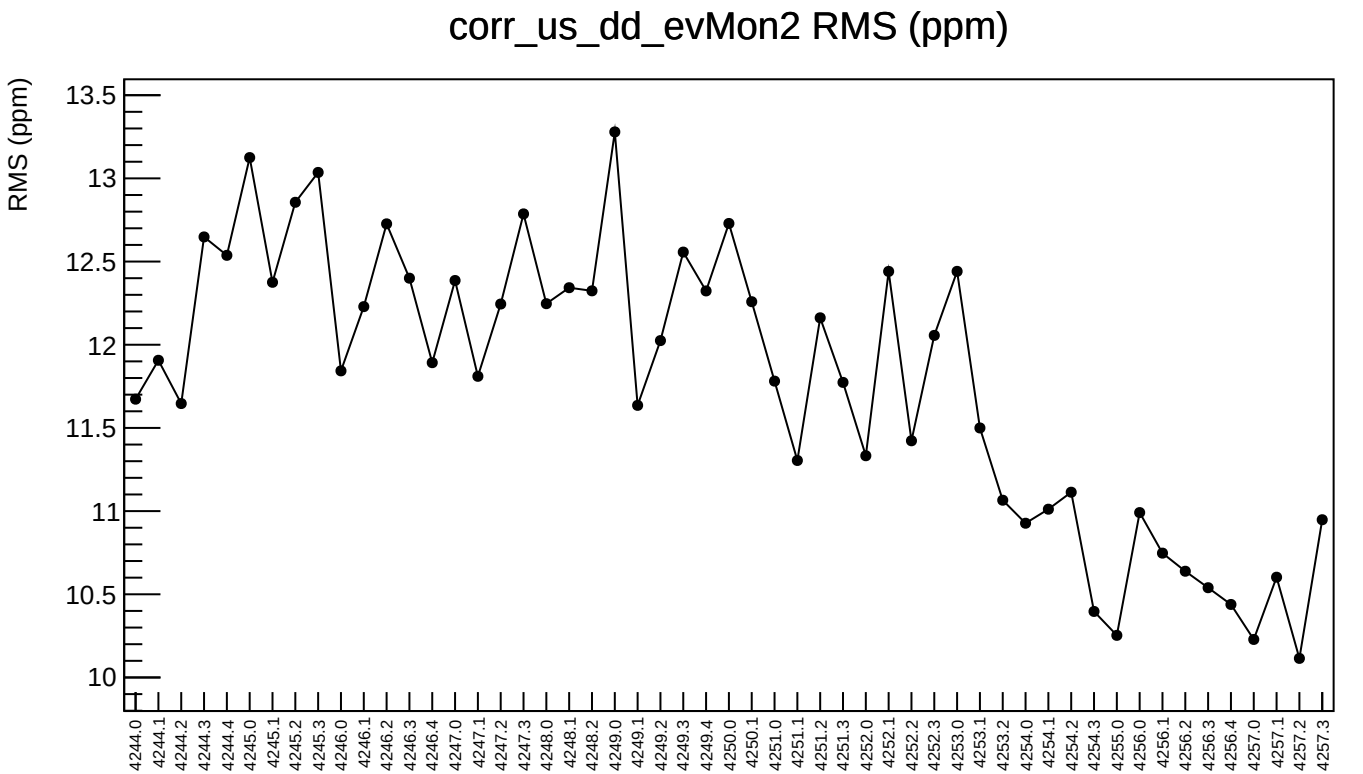
corr_us_dd_evMon2 RMS (ppm)
RMS (ppm)
13.5
13
12.5
12
11.5
11
10.5
10
4244.0
4244.1
4244.2
4244.3
4244.4
4245.0
4245.1
4245.2
4245.3
4246.0
4246.1
4246.2
4246.3
4246.4
4247.0
4247.1
4247.2
4247.3
4248.0
4248.1
4248.2
4249.0
4249.1
4249.2
4249.3
4249.4
4250.0
4250.1
4251.0
4251.1
4251.2
4251.3
4252.0
4252.1
4252.2
4252.3
4253.0
4253.1
4253.2
4254.0
4254.1
4254.2
4254.3
4255.0
4256.0
4256.1
4256.2
4256.3
4256.4
4257.0
4257.1
4257.2
4257.3

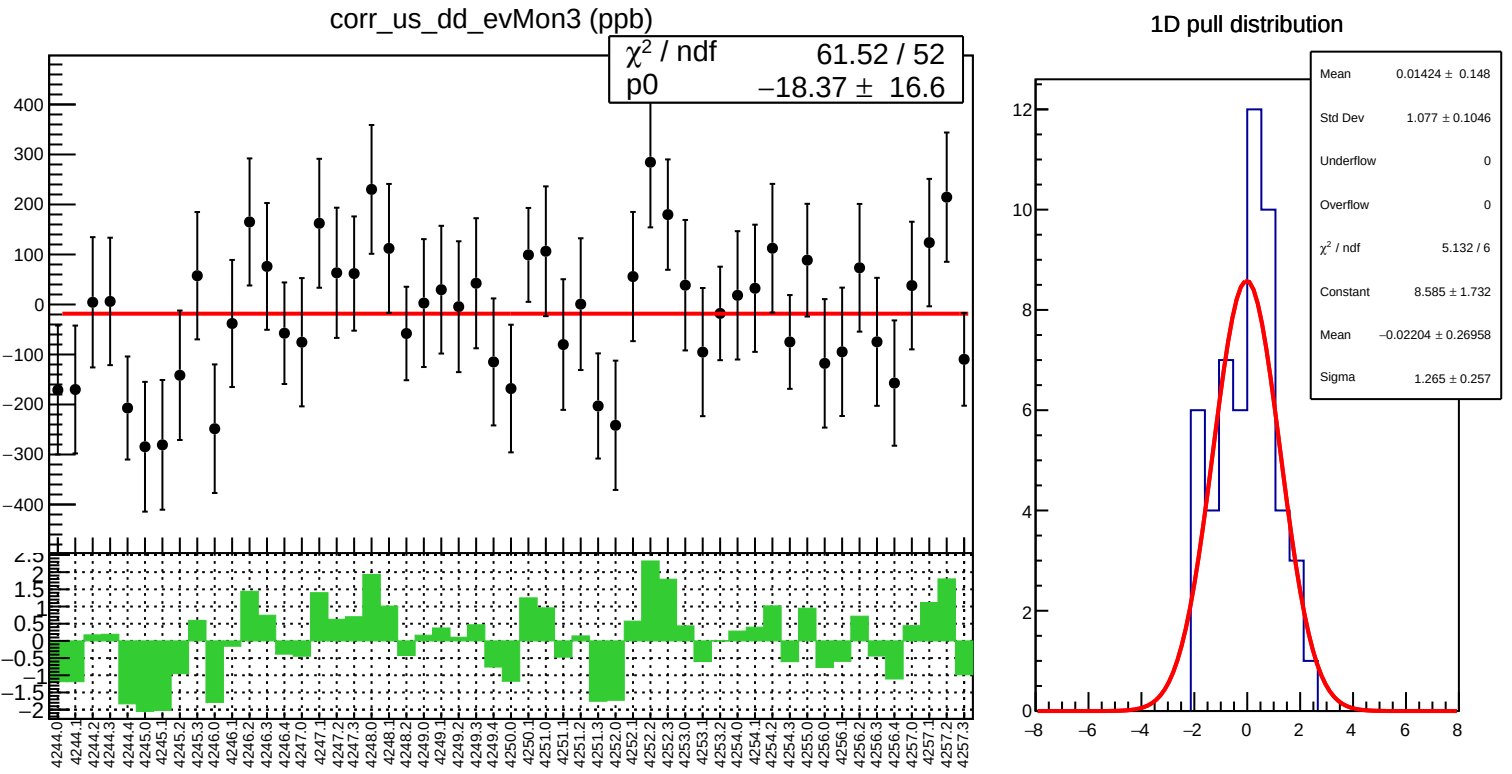
corr_us_dd_evMon3 (ppb)
χ² / ndf 61.52 / 52
p0 −18.37 ± 16.6
1D pull distribution
Mean 0.01424 ± 0.148
Std Dev 1.077 ± 0.1046
Underflow 0
Overflow 0
χ² / ndf 5.132 / 6
Constant 8.585 ± 1.732
Mean −0.02204 ± 0.26958
Sigma 1.265 ± 0.257

corr_us_dd_evMon3 RMS (ppm)

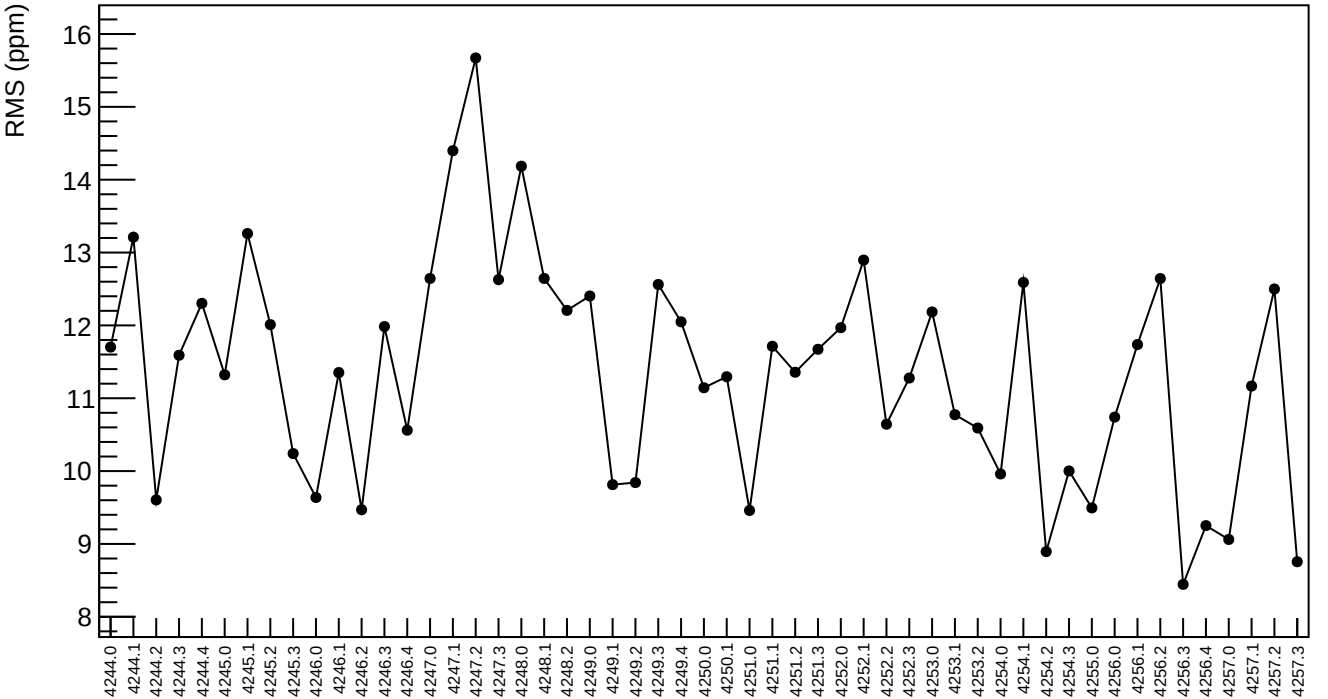

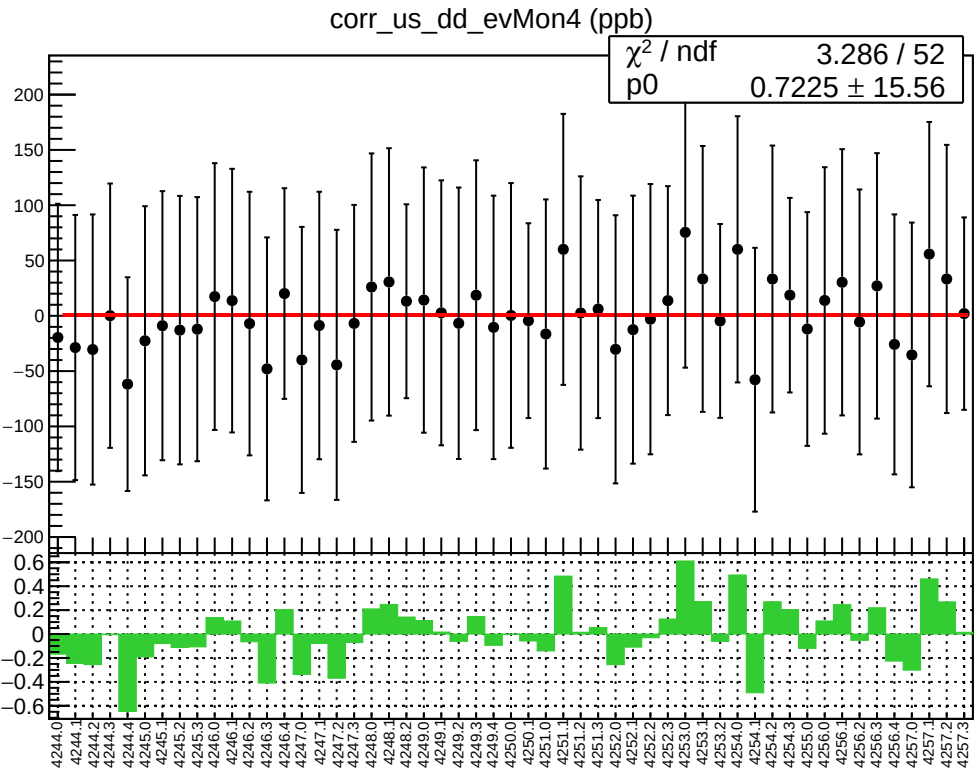
corr_us_dd_evMon4 (ppb)
χ² / ndf 3.286 / 52
p0 0.7225 ± 15.56

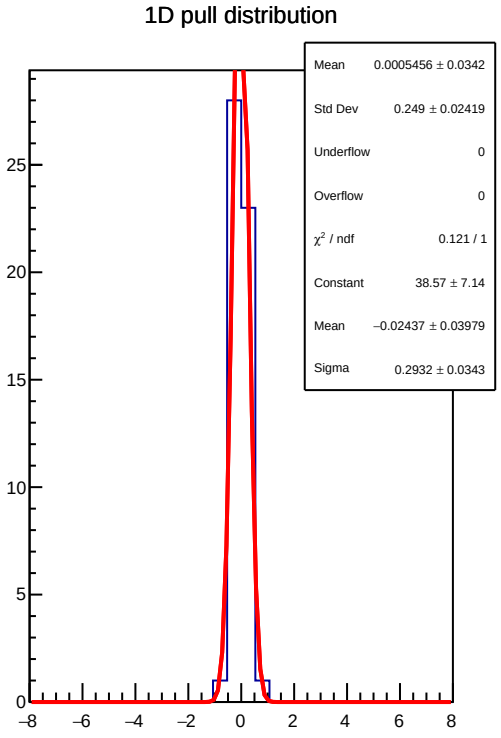
1D pull distribution
Mean 0.0005456 ± 0.0342
Std Dev 0.249 ± 0.02419
Underflow 0
Overflow 0
χ² / ndf 0.121 / 1
Constant 38.57 ± 7.14
Mean −0.02437 ± 0.03979
Sigma 0.2932 ± 0.0343

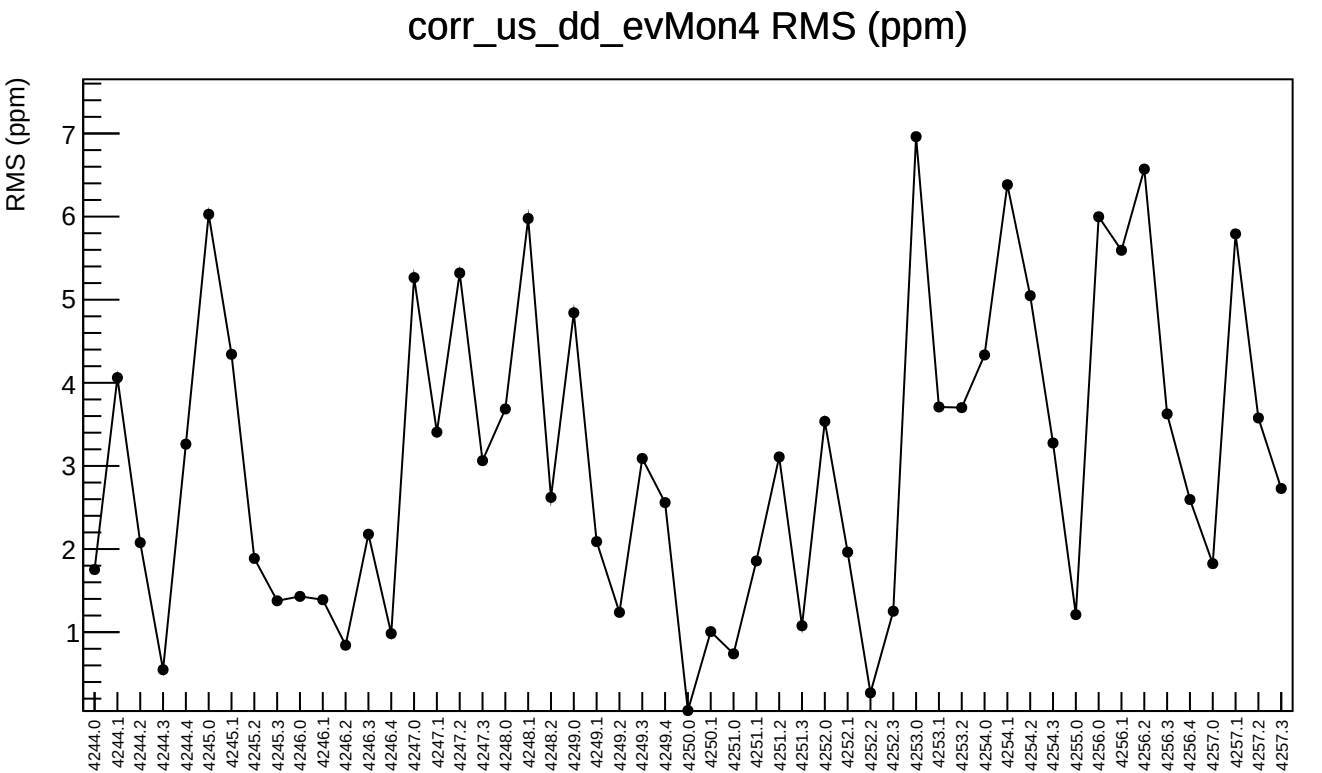
corr_us_dd_evMon4 RMS (ppm)
RMS (ppm)
1
2
3
4
5
6
7
4244.0
4244.1
4244.2
4244.3
4244.4
4245.0
4245.1
4245.2
4245.3
4246.0
4246.1
4246.2
4246.3
4246.4
4247.0
4247.1
4247.2
4247.3
4248.0
4248.1
4248.2
4249.0
4249.1
4249.2
4249.3
4249.4
4250.0
4250.1
4251.0
4251.1
4251.2
4251.3
4252.0
4252.1
4252.2
4252.3
4253.0
4253.1
4253.2
4254.0
4254.1
4254.2
4254.3
4255.0
4256.0
4256.1
4256.2
4256.3
4256.4
4257.0
4257.1
4257.2
4257.3

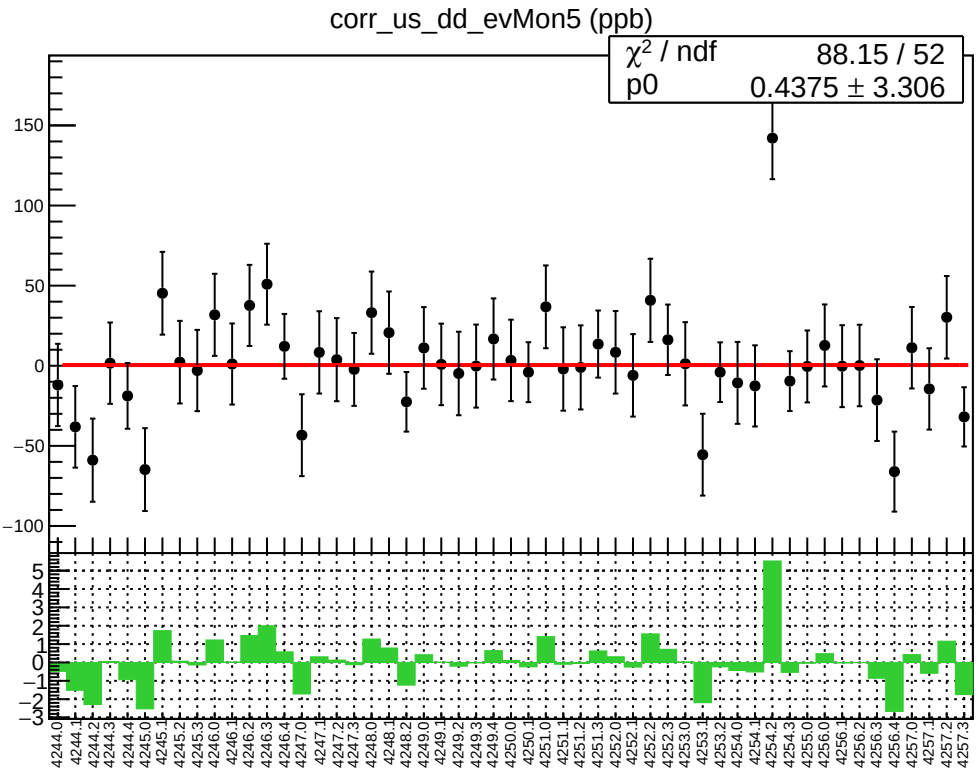
corr_us_dd_evMon5 (ppb)
χ² / ndf 88.15 / 52
p0 0.4375 ± 3.306

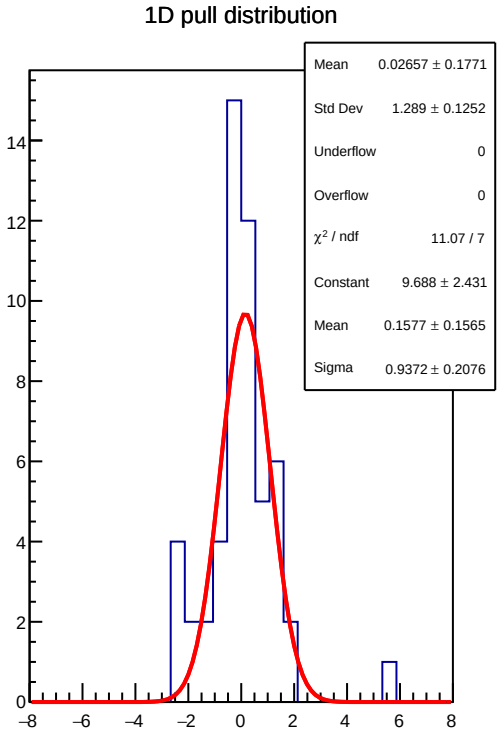
1D pull distribution
Mean 0.02657 ± 0.1771
Std Dev 1.289 ± 0.1252
Underflow 0
Overflow 0
χ² / ndf 11.07 / 7
Constant 9.688 ± 2.431
Mean 0.1577 ± 0.1565
Sigma 0.9372 ± 0.2076

corr_us_dd_evMon5 RMS (ppm)

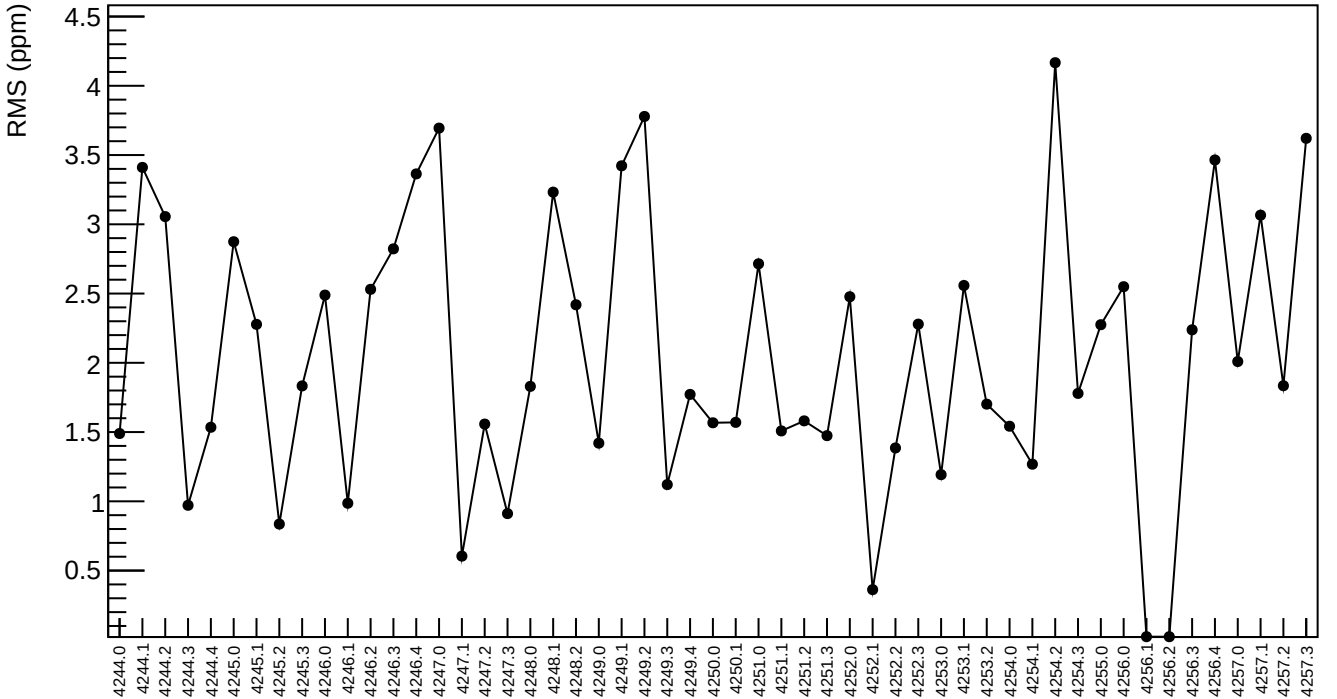

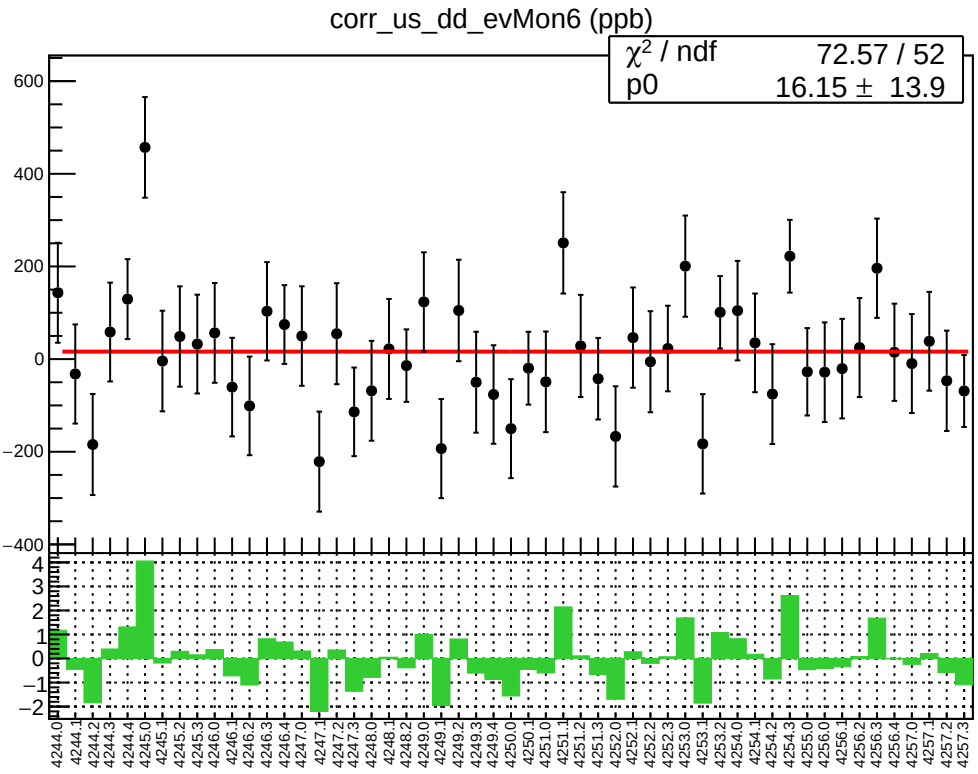
corr_us_dd_evMon6 (ppb)
χ² / ndf 72.57 / 52
p0 16.15 ± 13.9

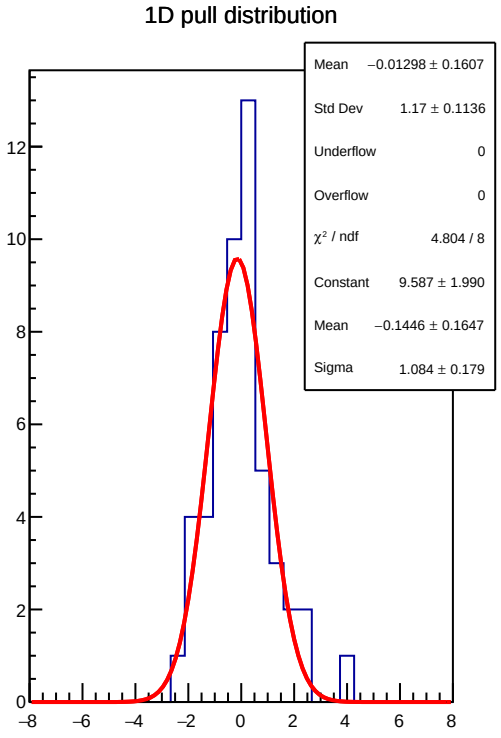
1D pull distribution
Mean −0.01298 ± 0.1607
Std Dev 1.17 ± 0.1136
Underflow 0
Overflow 0
χ² / ndf 4.804 / 8
Constant 9.587 ± 1.990
Mean −0.1446 ± 0.1647
Sigma 1.084 ± 0.179

corr_us_dd_evMon6 RMS (ppm)

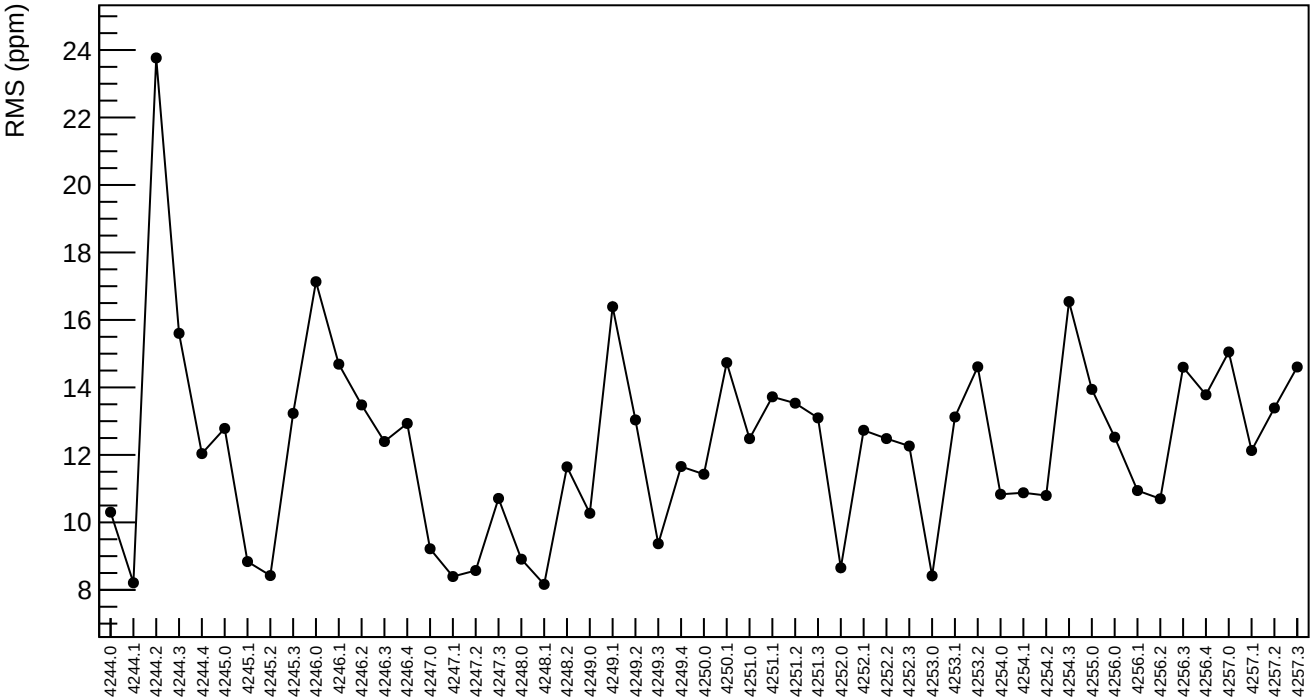

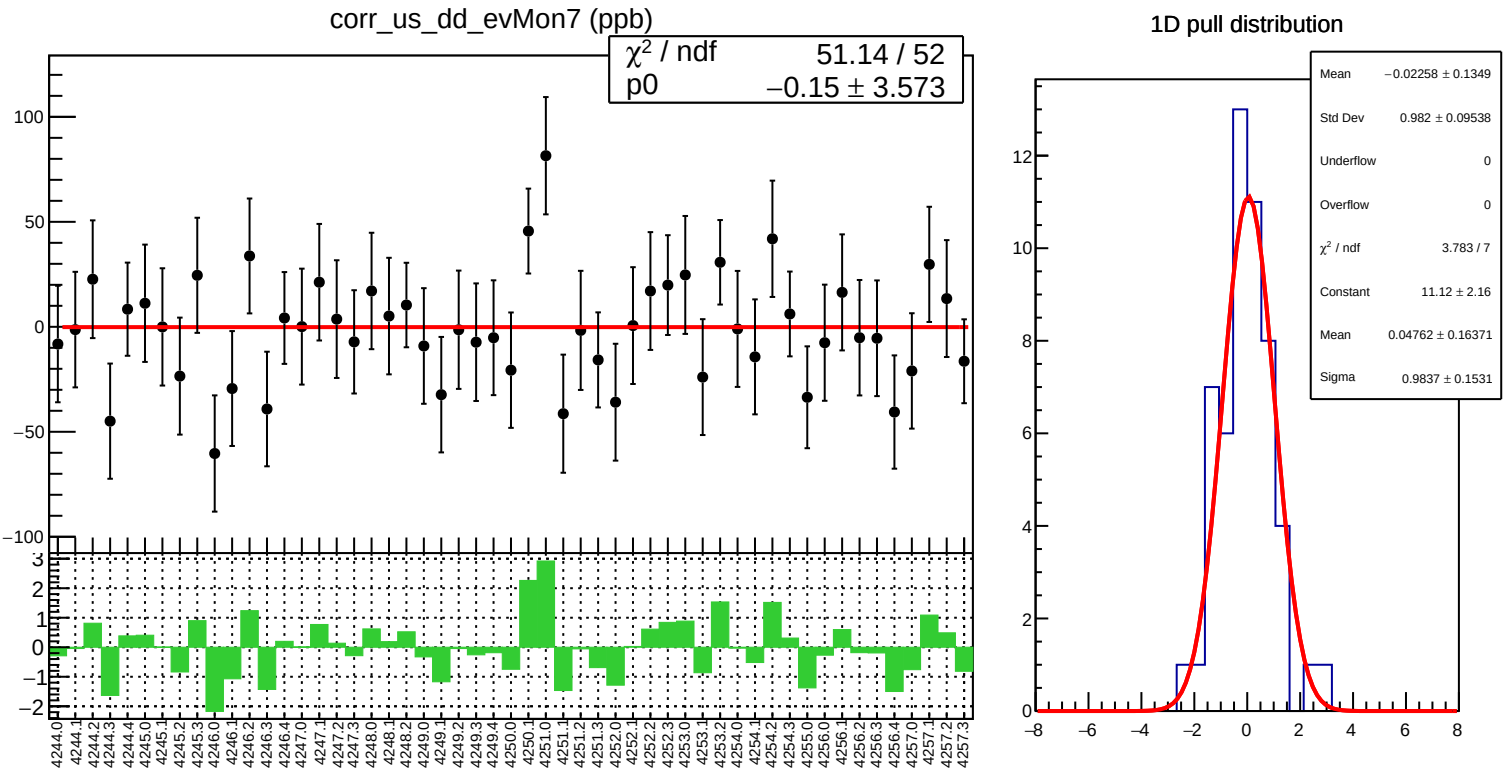
corr_us_dd_evMon7 (ppb)
χ² / ndf 51.14 / 52
p0 −0.15 ± 3.573
1D pull distribution
Mean −0.02258 ± 0.1349
Std Dev 0.982 ± 0.09538
Underflow 0
Overflow 0
χ² / ndf 3.783 / 7
Constant 11.12 ± 2.16
Mean 0.04762 ± 0.16371
Sigma 0.9837 ± 0.1531

corr_us_dd_evMon7 RMS (ppm)

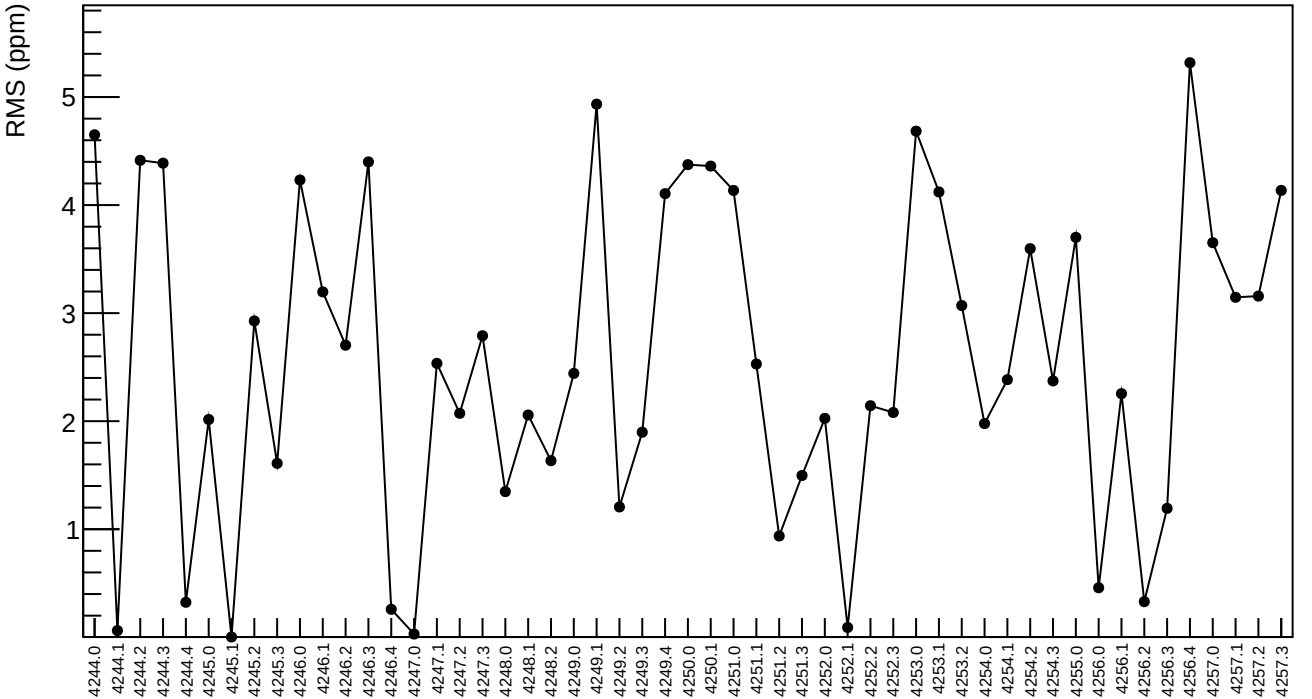

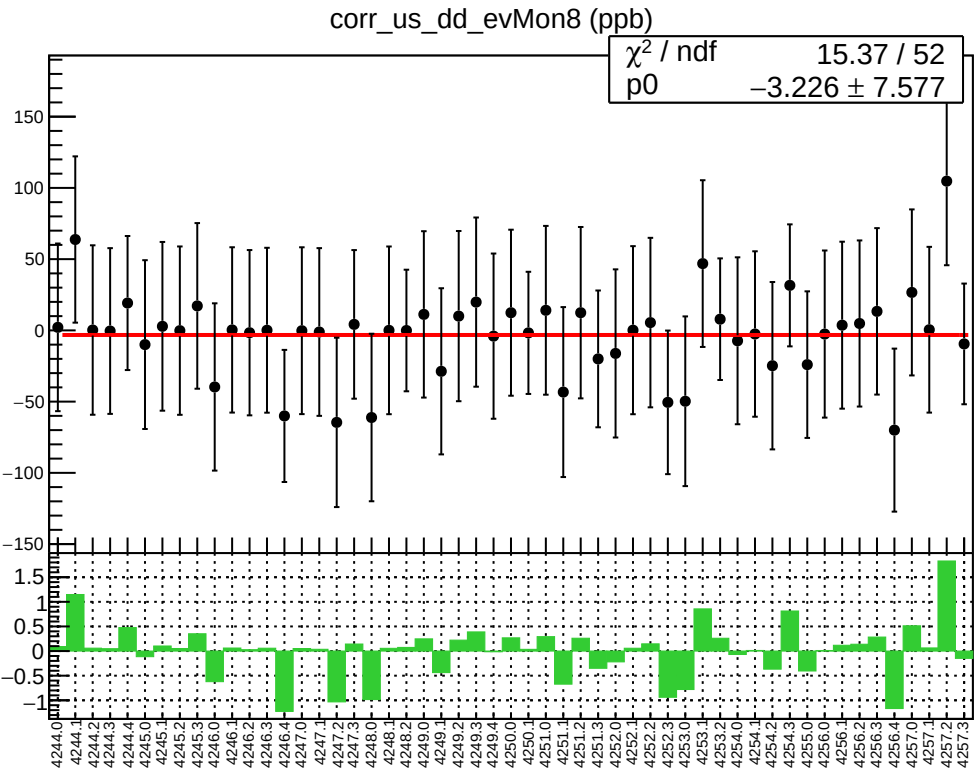
corr_us_dd_evMon8 (ppb)
χ² / ndf 15.37 / 52
p0 −3.226 ± 7.577

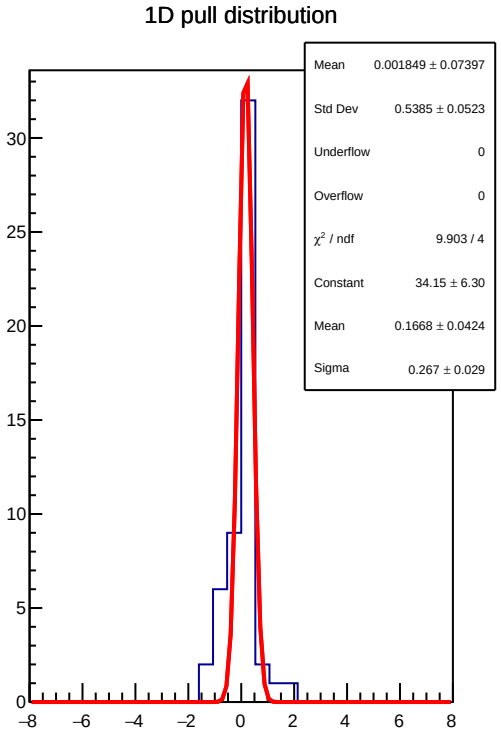
1D pull distribution
Mean 0.001849 ± 0.07397
Std Dev 0.5385 ± 0.0523
Underflow 0
Overflow 0
χ² / ndf 9.903 / 4
Constant 34.15 ± 6.30
Mean 0.1668 ± 0.0424
Sigma 0.267 ± 0.029

corr_us_dd_evMon8 RMS (ppm)

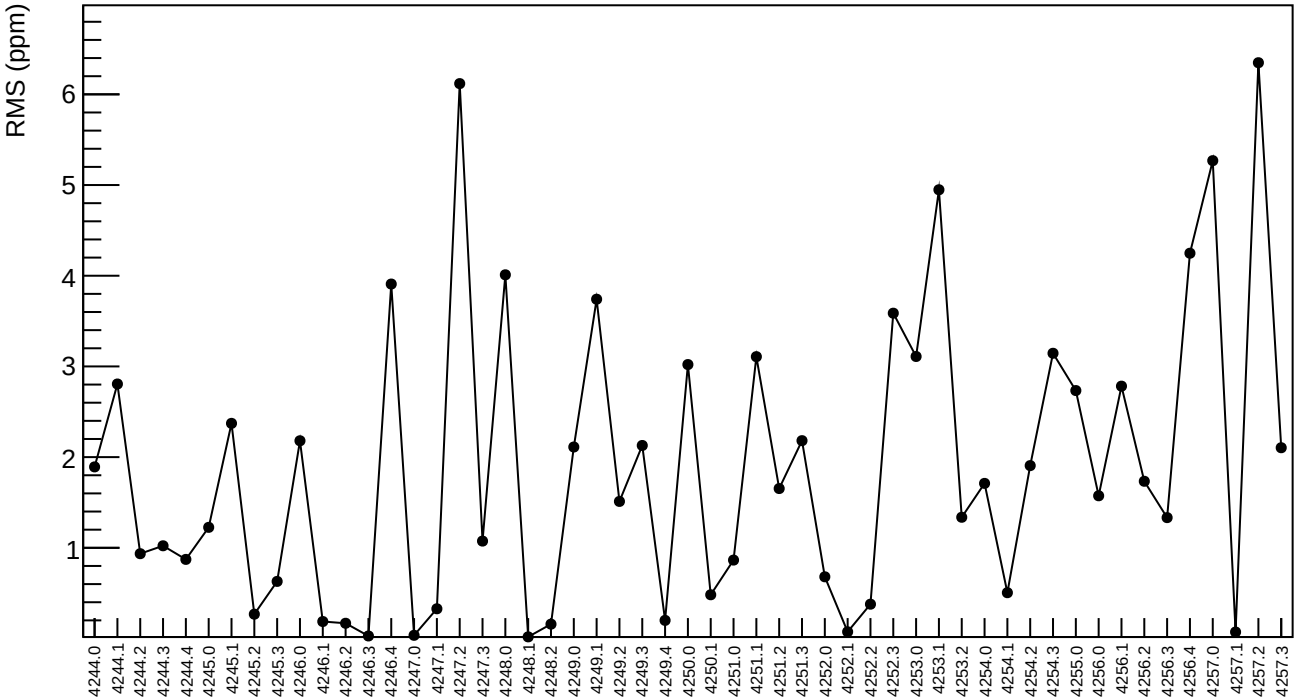

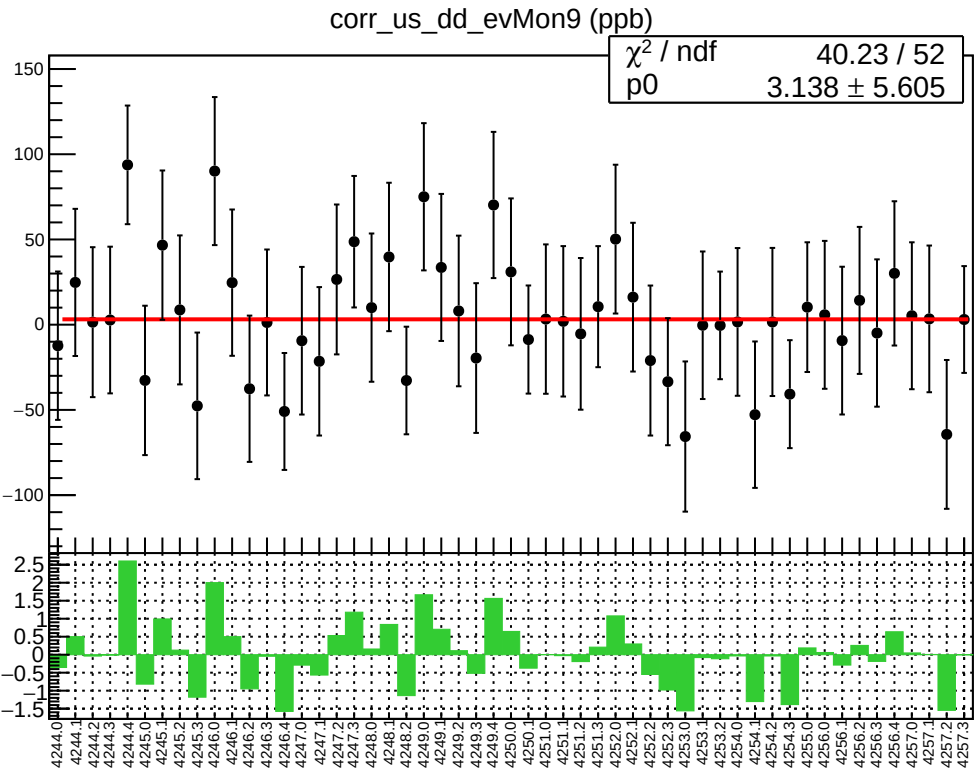
corr_us_dd_evMon9 (ppb)
χ² / ndf 40.23 / 52
p0 3.138 ± 5.605

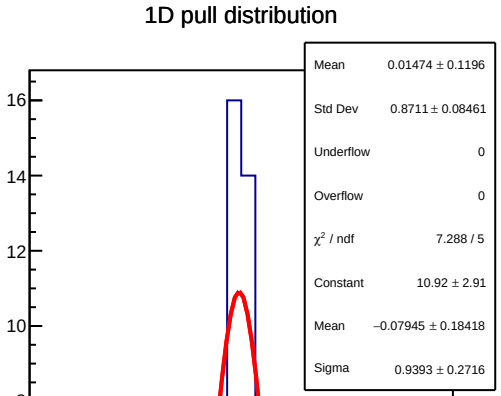
1D pull distribution
Mean 0.01474 ± 0.1196
Std Dev 0.8711 ± 0.08461
Underflow 0
Overflow 0
χ² / ndf 7.288 / 5
Constant 10.92 ± 2.91
Mean −0.07945 ± 0.18418
Sigma 0.9393 ± 0.2716

corr_us_dd_evMon9 RMS (ppm)

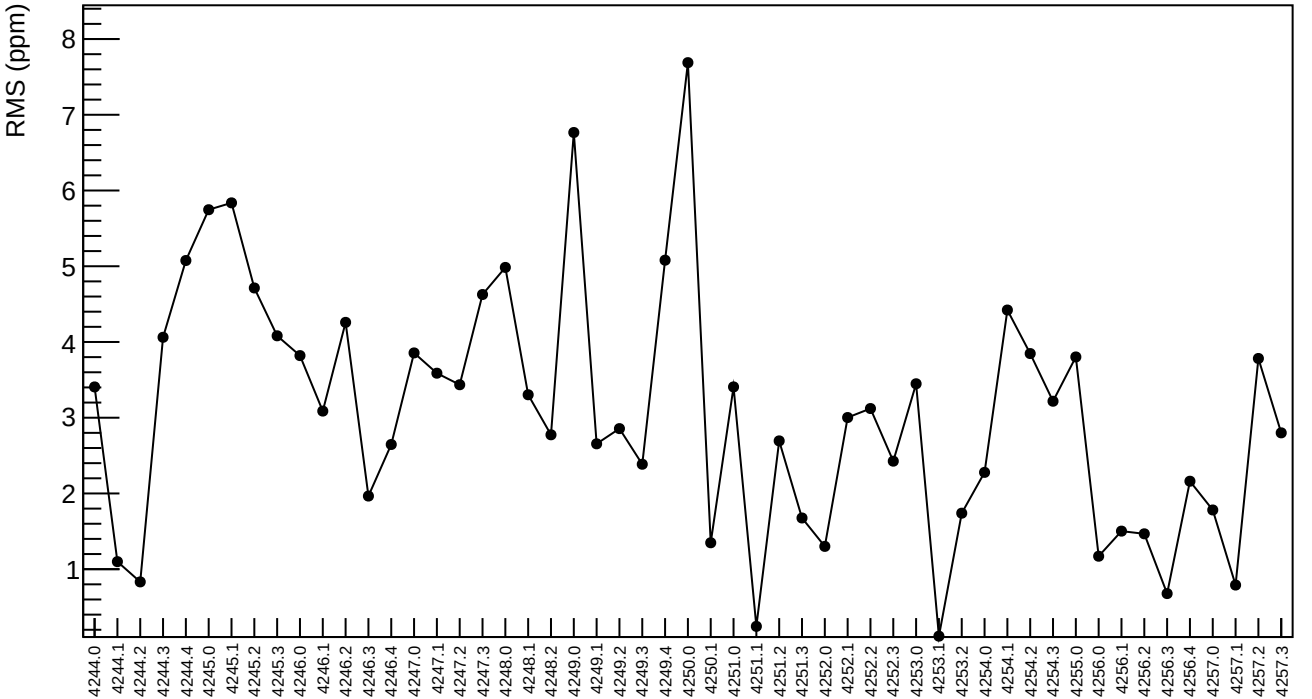

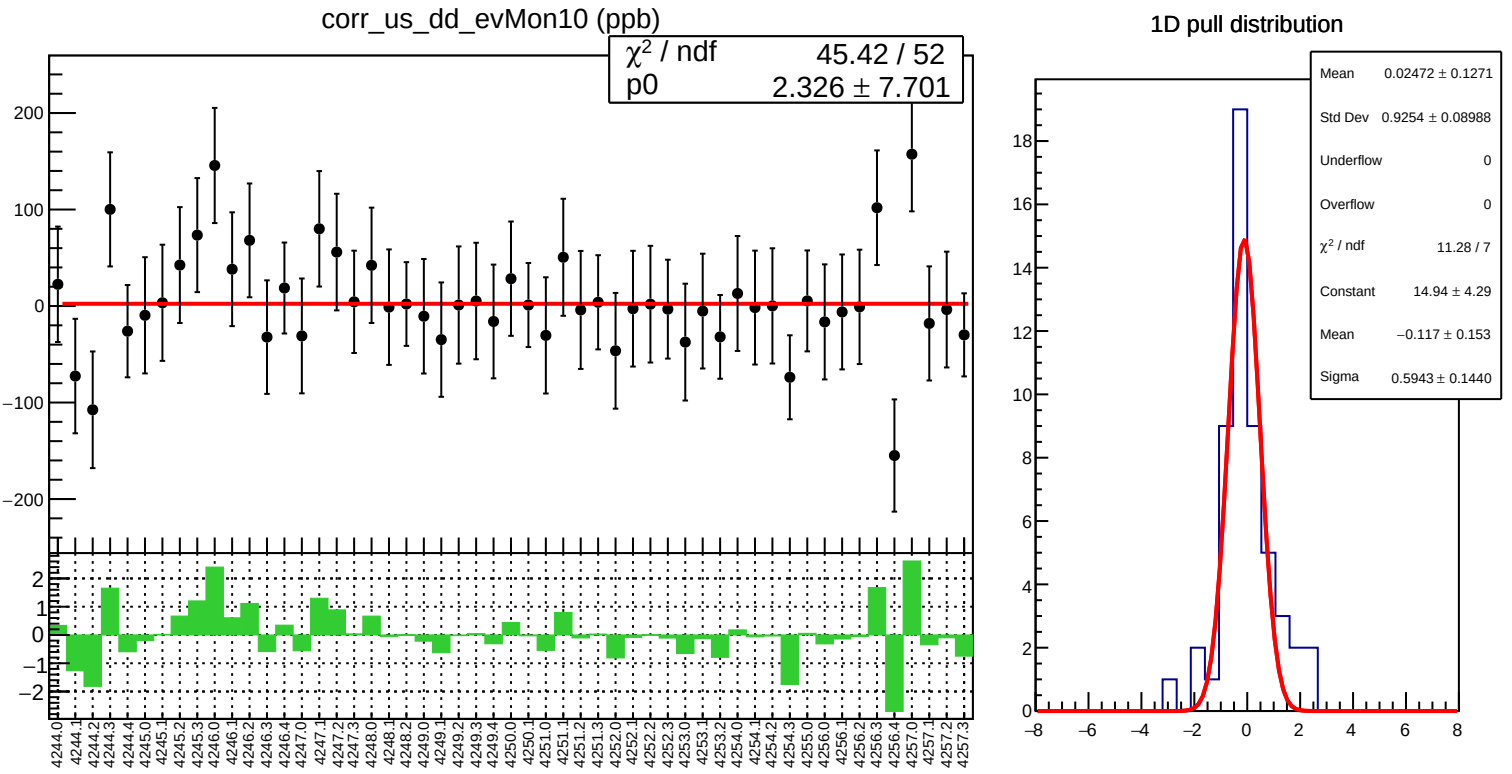
corr_us_dd_evMon10 (ppb)
χ² / ndf 45.42 / 52
p0 2.326 ± 7.701
1D pull distribution
Mean 0.02472 ± 0.1271
Std Dev 0.9254 ± 0.08988
Underflow 0
Overflow 0
χ² / ndf 11.28 / 7
Constant 14.94 ± 4.29
Mean −0.117 ± 0.153
Sigma 0.5943 ± 0.1440

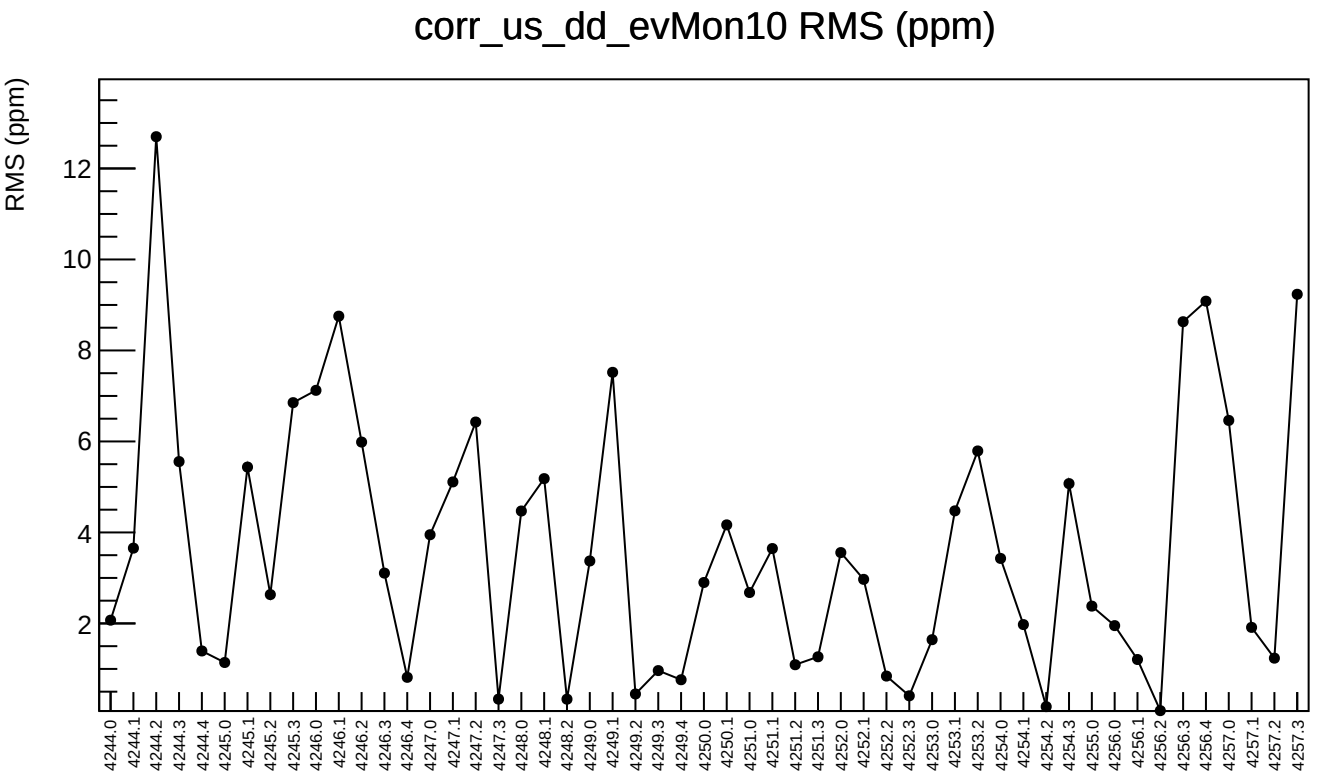
corr_us_dd_evMon10 RMS (ppm)
RMS (ppm)
2
4
6
8
10
12
4244.0
4244.1
4244.2
4244.3
4244.4
4245.0
4245.1
4245.2
4245.3
4246.0
4246.1
4246.2
4246.3
4246.4
4247.0
4247.1
4247.2
4247.3
4248.0
4248.1
4248.2
4249.0
4249.1
4249.2
4249.3
4249.4
4250.0
4250.1
4251.0
4251.1
4251.2
4251.3
4252.0
4252.1
4252.2
4252.3
4253.0
4253.1
4253.2
4254.0
4254.1
4254.2
4254.3
4255.0
4256.0
4256.1
4256.2
4256.3
4256.4
4257.0
4257.1
4257.2
4257.3

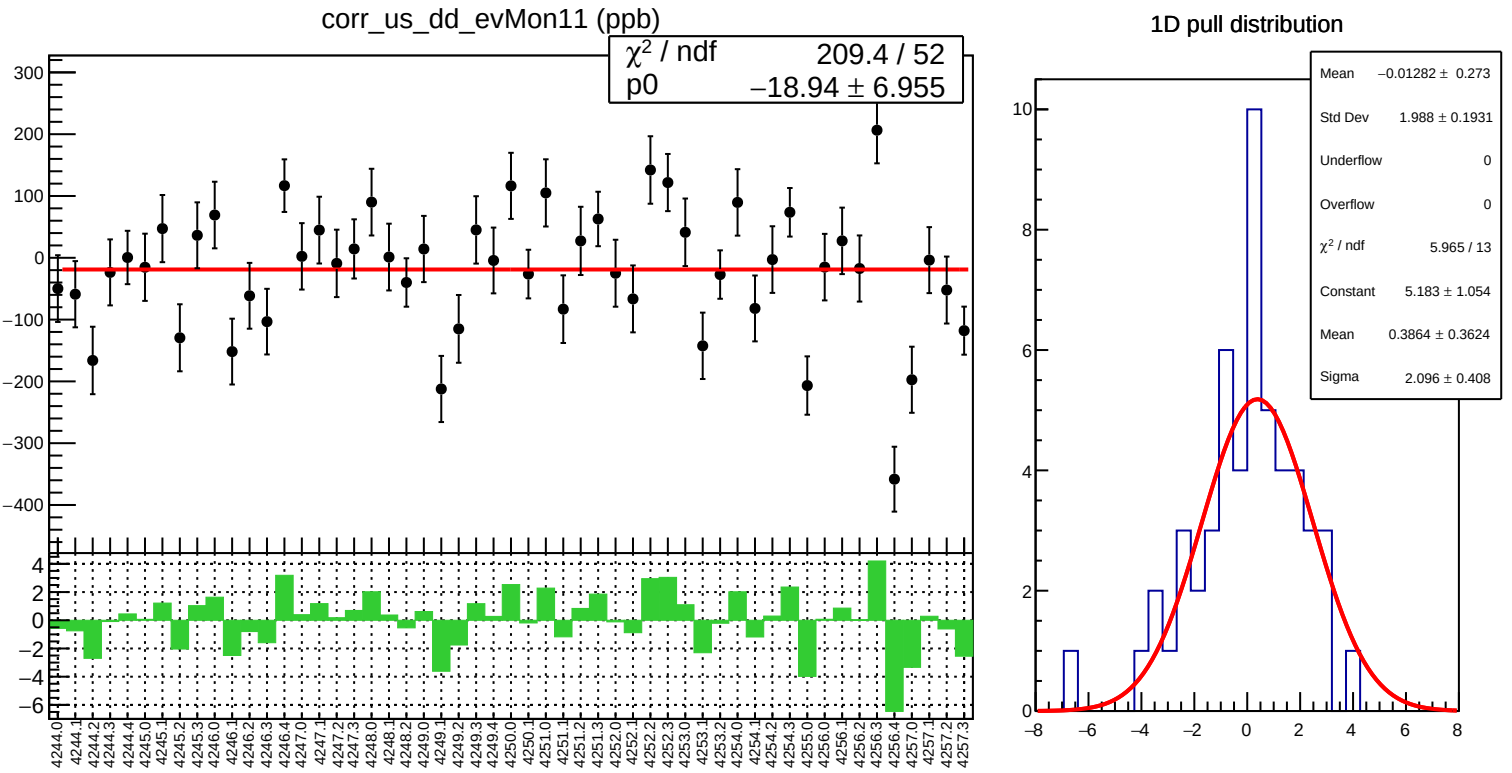
corr_us_dd_evMon11 (ppb)
χ² / ndf 209.4 / 52
p0 −18.94 ± 6.955
1D pull distribution
Mean −0.01282 ± 0.273
Std Dev 1.988 ± 0.1931
Underflow 0
Overflow 0
χ² / ndf 5.965 / 13
Constant 5.183 ± 1.054
Mean 0.3864 ± 0.3624
Sigma 2.096 ± 0.408

corr_us_dd_evMon11 RMS (ppm)

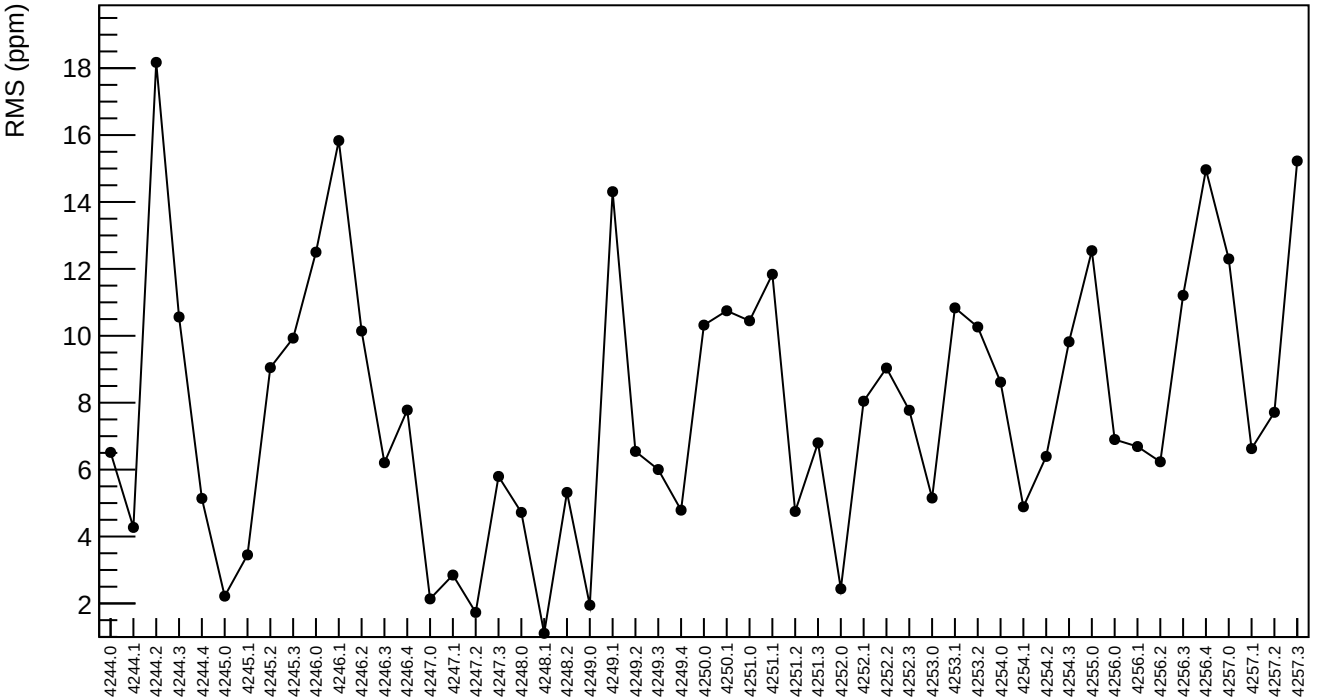

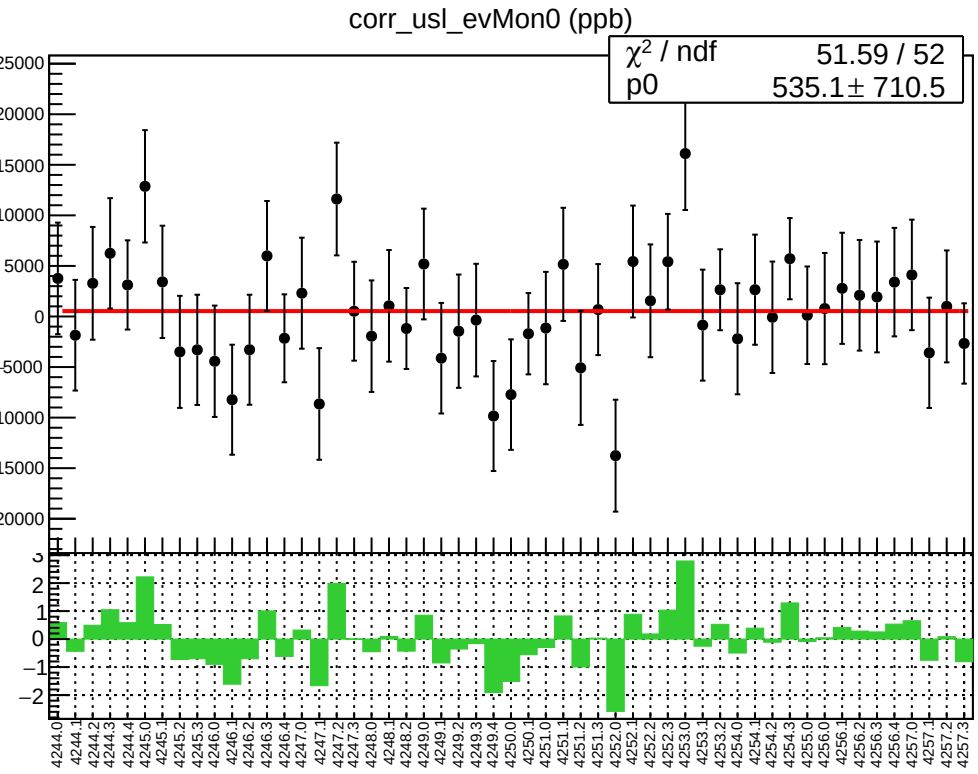
corr_usl_evMon0 (ppb)
χ² / ndf 51.59 / 52
p0 535.1 ± 710.5

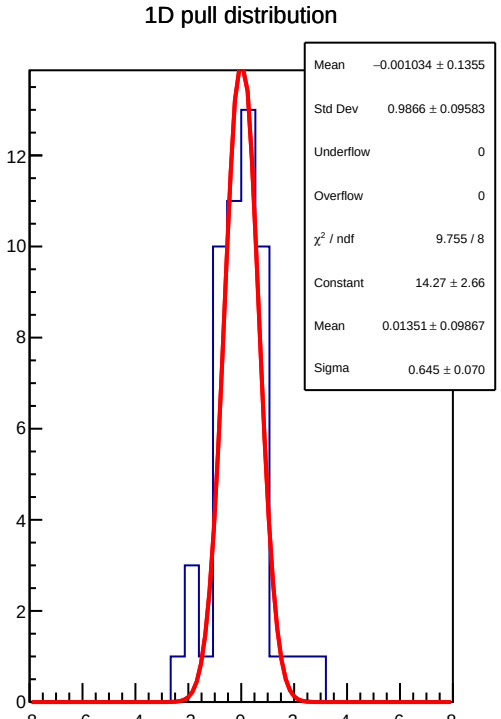
1D pull distribution
Mean −0.001034 ± 0.1355
Std Dev 0.9866 ± 0.09583
Underflow 0
Overflow 0
χ² / ndf 9.755 / 8
Constant 14.27 ± 2.66
Mean 0.01351 ± 0.09867
Sigma 0.645 ± 0.070

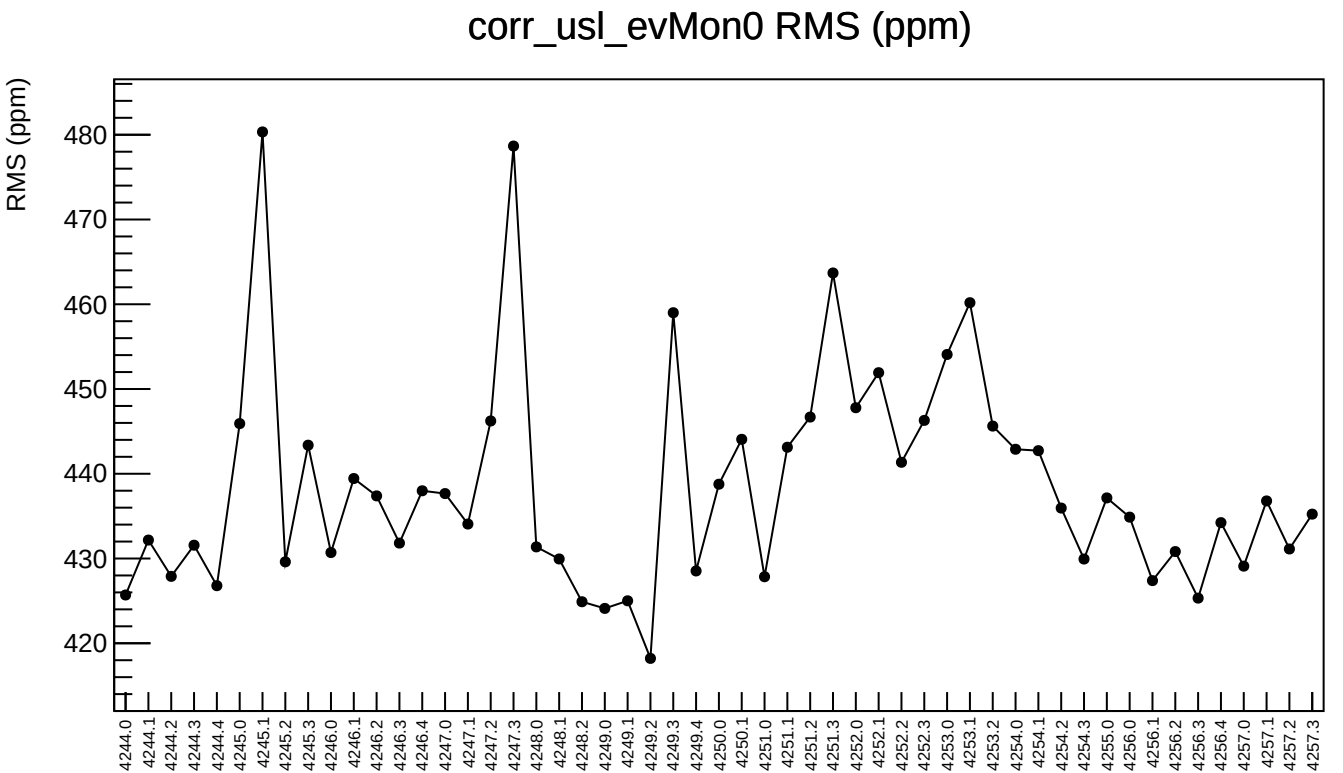
corr_usl_evMon0 RMS (ppm)
RMS (ppm)
480
470
460
450
440
430
420
4244.0
4244.1
4244.2
4244.3
4244.4
4245.0
4245.1
4245.2
4245.3
4246.0
4246.1
4246.2
4246.3
4246.4
4247.0
4247.1
4247.2
4247.3
4248.0
4248.1
4248.2
4249.0
4249.1
4249.2
4249.3
4249.4
4250.0
4250.1
4251.0
4251.1
4251.2
4251.3
4252.0
4252.1
4252.2
4252.3
4253.0
4253.1
4253.2
4254.0
4254.1
4254.2
4254.3
4255.0
4256.0
4256.1
4256.2
4256.3
4256.4
4257.0
4257.1
4257.2
4257.3

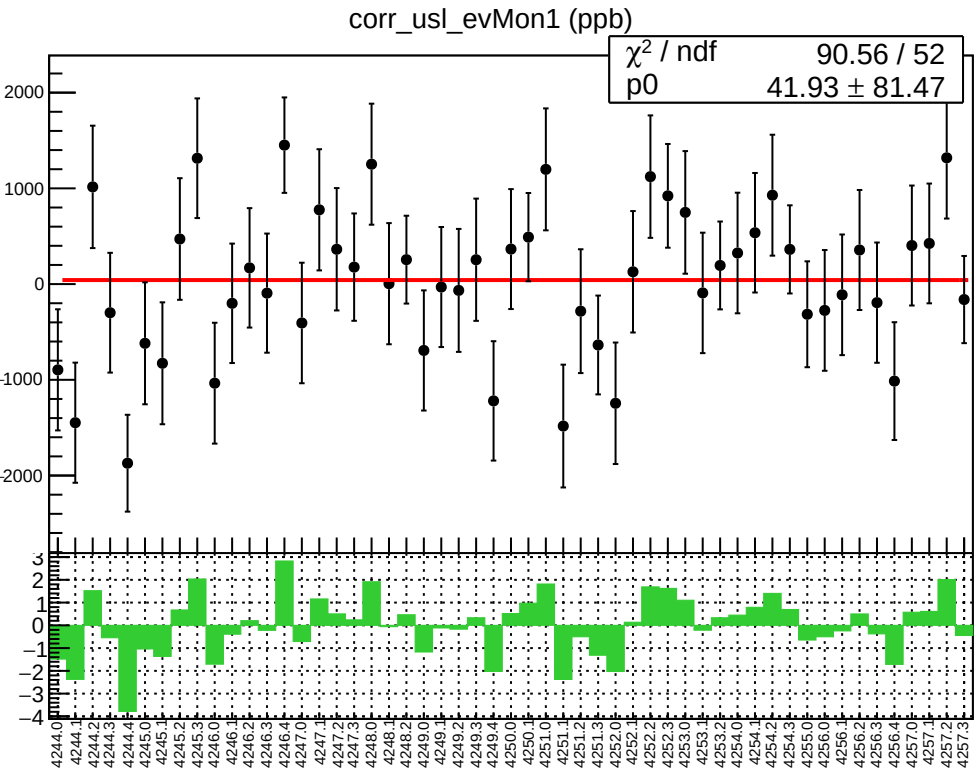
corr_usl_evMon1 (ppb)
χ² / ndf 90.56 / 52
p0 41.93 ± 81.47

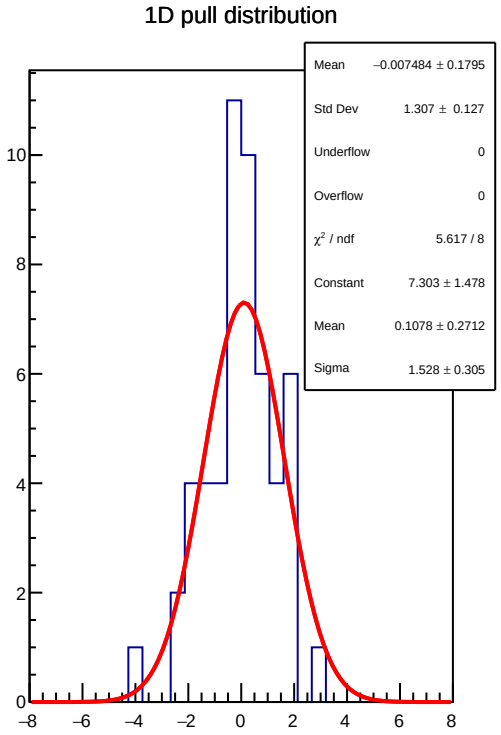
1D pull distribution
Mean −0.007484 ± 0.1795
Std Dev 1.307 ± 0.127
Underflow 0
Overflow 0
χ² / ndf 5.617 / 8
Constant 7.303 ± 1.478
Mean 0.1078 ± 0.2712
Sigma 1.528 ± 0.305

corr_usl_evMon1 RMS (ppm)

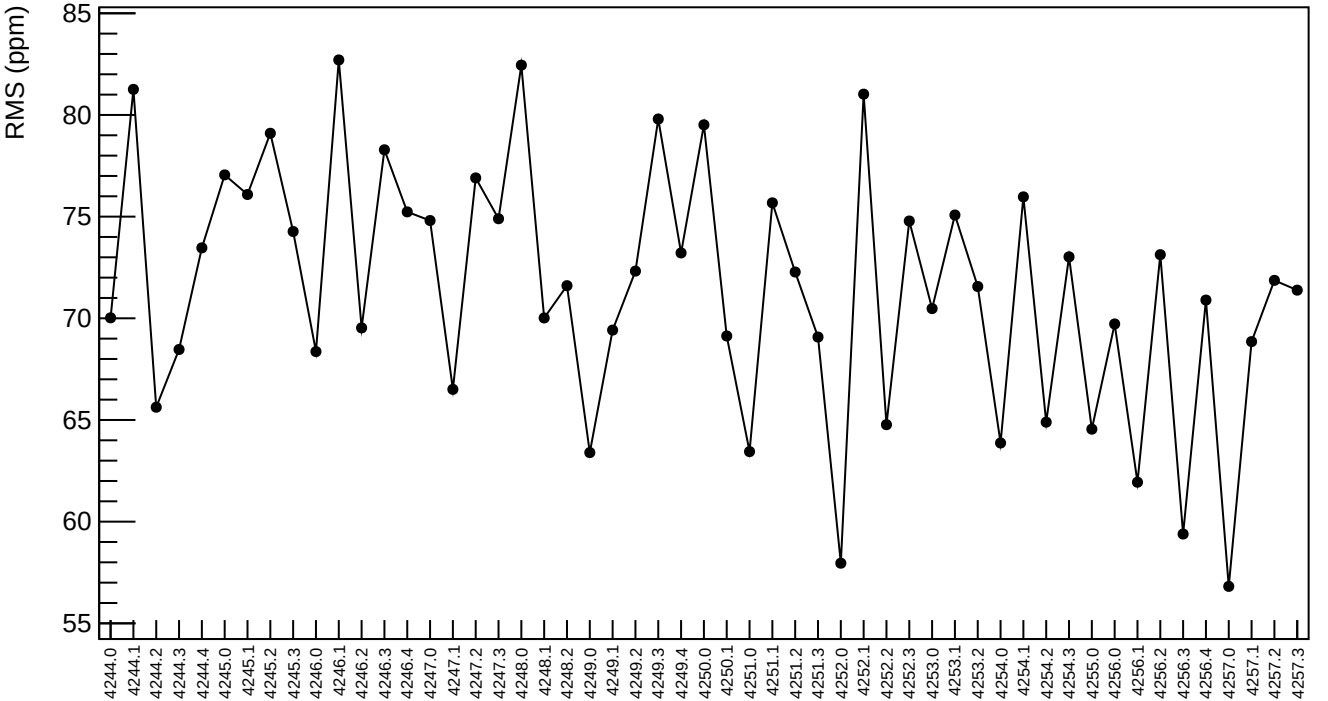

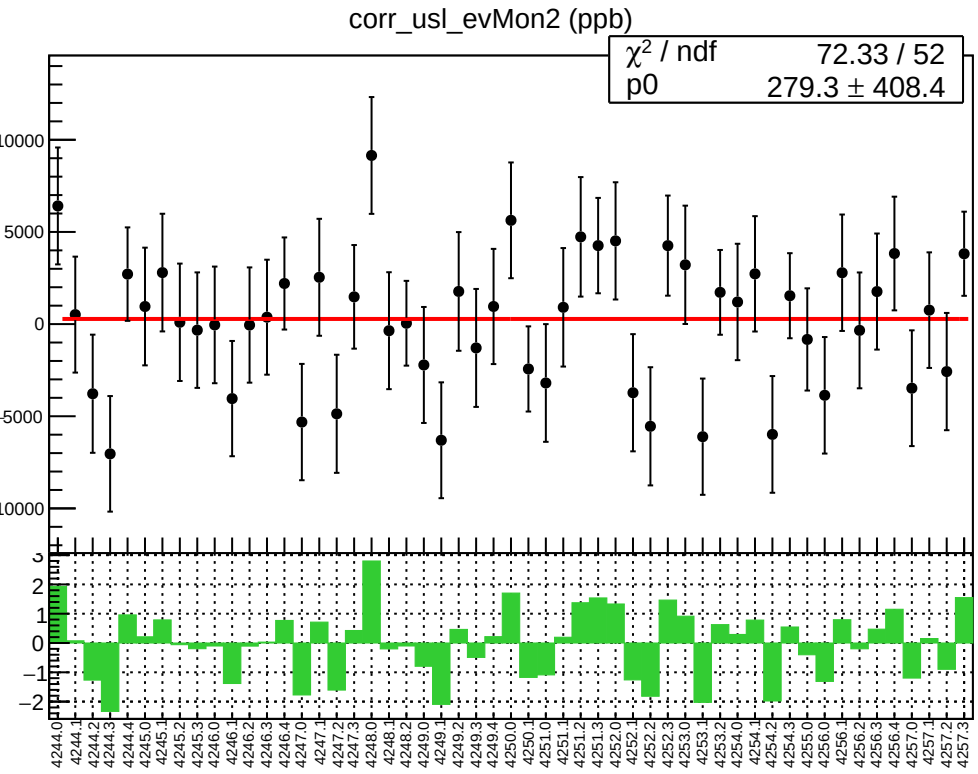
corr_usl_evMon2 (ppb)
χ² / ndf 72.33 / 52
p0 279.3 ± 408.4
10000
5000
0
-5000
-10000
3
2
1
0
−1
−2
4244.0
4244.1
4244.2
4244.3
4244.4
4245.0
4245.1
4245.2
4245.3
4246.0
4246.1
4246.2
4246.3
4246.4
4247.0
4247.1
4247.2
4247.3
4248.0
4248.1
4248.2
4249.0
4249.1
4249.2
4249.3
4249.4
4250.0
4250.1
4251.0
4251.1
4251.2
4251.3
4252.0
4252.1
4252.2
4252.3
4253.0
4253.1
4253.2
4254.0
4254.1
4254.2
4254.3
4255.0
4256.0
4256.1
4256.2
4256.3
4256.4
4257.0
4257.1
4257.2
4257.3

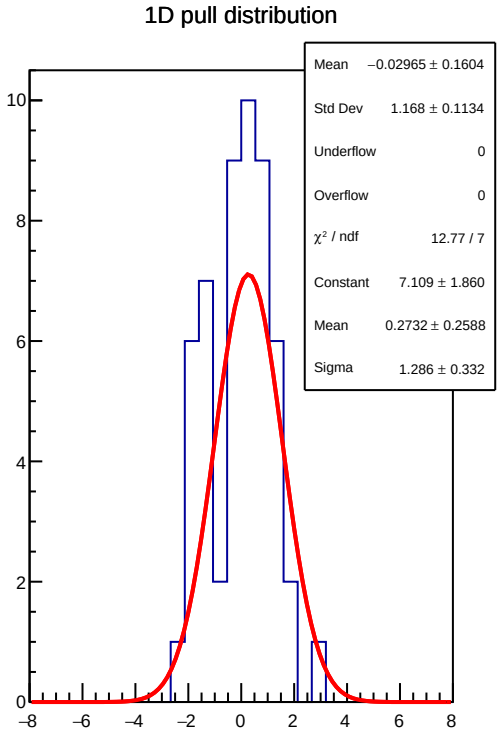
1D pull distribution
Mean −0.02965 ± 0.1604
Std Dev 1.168 ± 0.1134
Underflow 0
Overflow 0
χ² / ndf 12.77 / 7
Constant 7.109 ± 1.860
Mean 0.2732 ± 0.2588
Sigma 1.286 ± 0.332
10
8
6
4
2
0
−8
−6
−4
−2
0
2
4
6
8

corr_usl_evMon2 RMS (ppm)

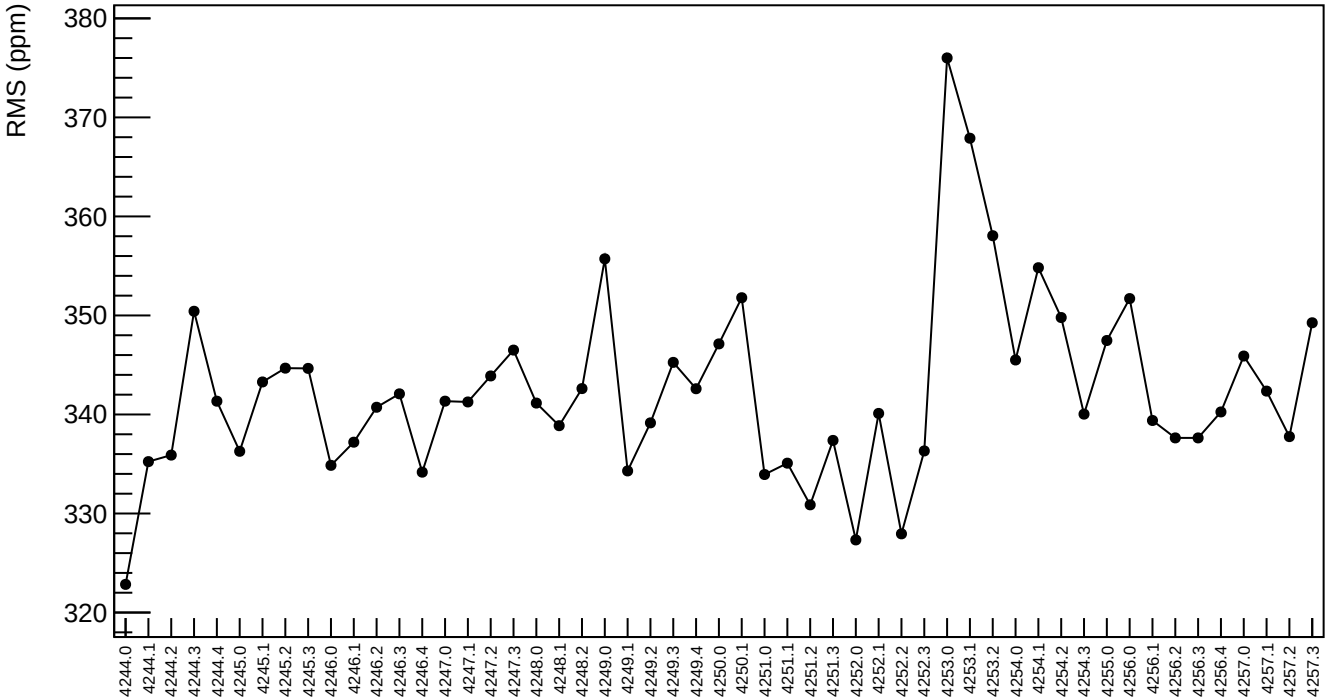

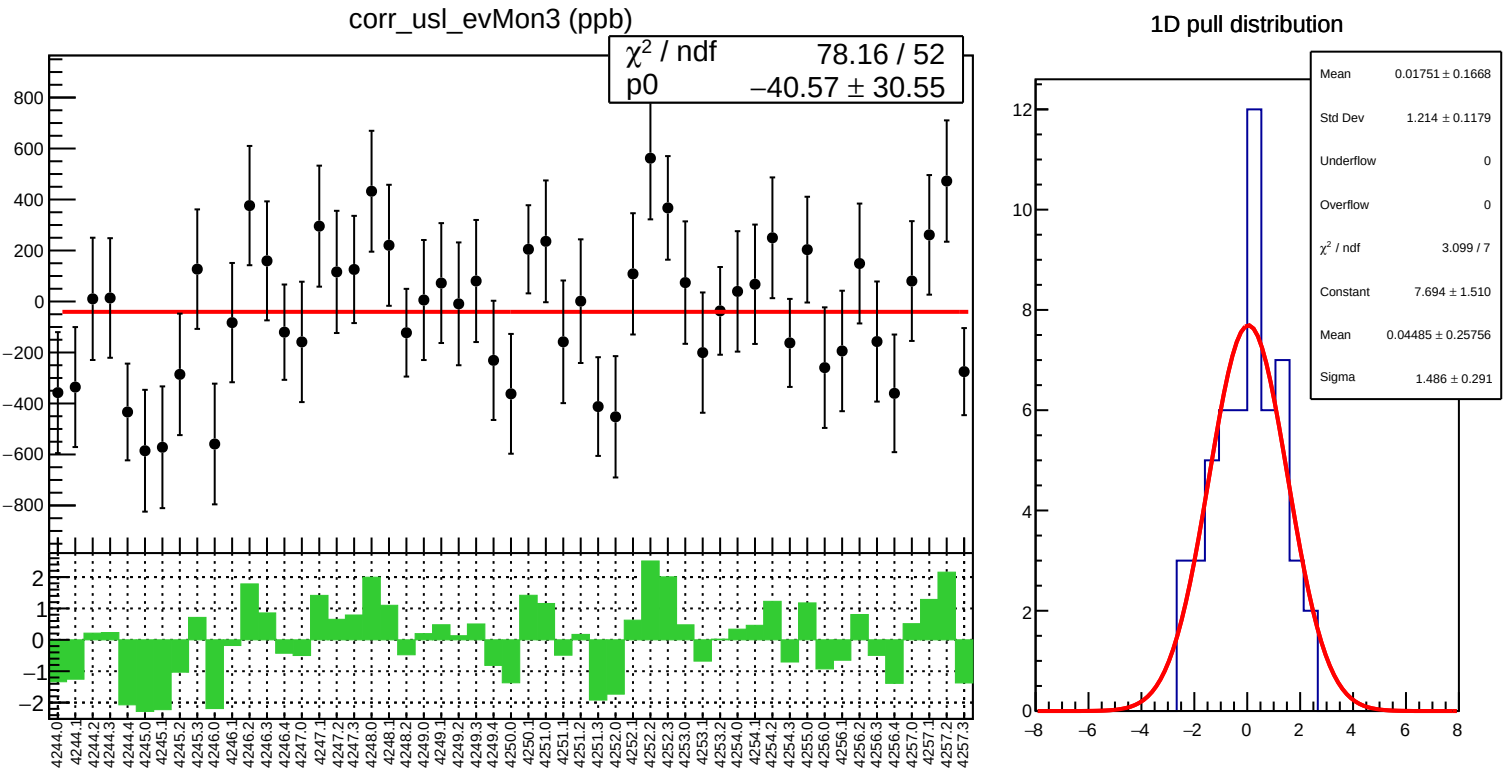
corr_usl_evMon3 (ppb)
χ² / ndf 78.16 / 52
p0 −40.57 ± 30.55
1D pull distribution
Mean 0.01751 ± 0.1668
Std Dev 1.214 ± 0.1179
Underflow 0
Overflow 0
χ² / ndf 3.099 / 7
Constant 7.694 ± 1.510
Mean 0.04485 ± 0.25756
Sigma 1.486 ± 0.291

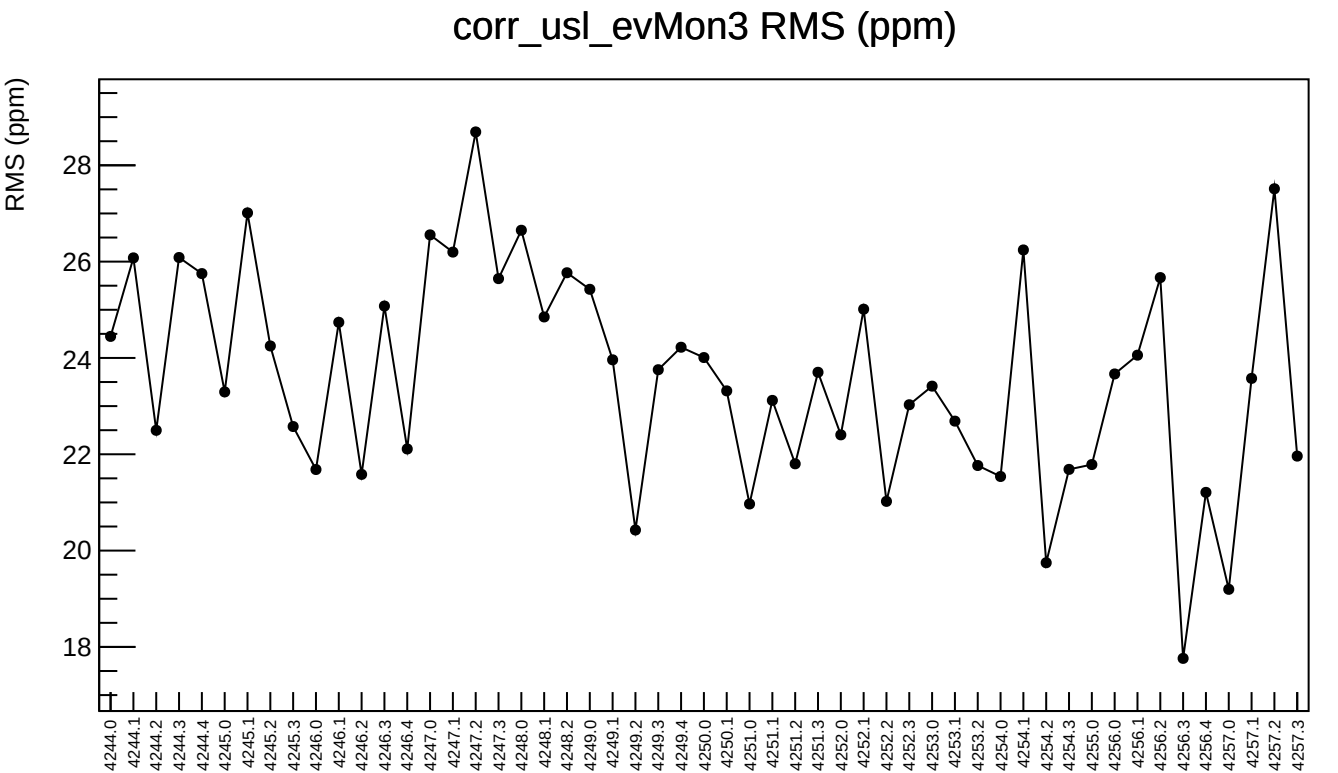
corr_usl_evMon3 RMS (ppm)
RMS (ppm)
28
26
24
22
20
18
4244.0
4244.1
4244.2
4244.3
4244.4
4245.0
4245.1
4245.2
4245.3
4246.0
4246.1
4246.2
4246.3
4246.4
4247.0
4247.1
4247.2
4247.3
4248.0
4248.1
4248.2
4249.0
4249.1
4249.2
4249.3
4249.4
4250.0
4250.1
4251.0
4251.1
4251.2
4251.3
4252.0
4252.1
4252.2
4252.3
4253.0
4253.1
4253.2
4254.0
4254.1
4254.2
4254.3
4255.0
4256.0
4256.1
4256.2
4256.3
4256.4
4257.0
4257.1
4257.2
4257.3

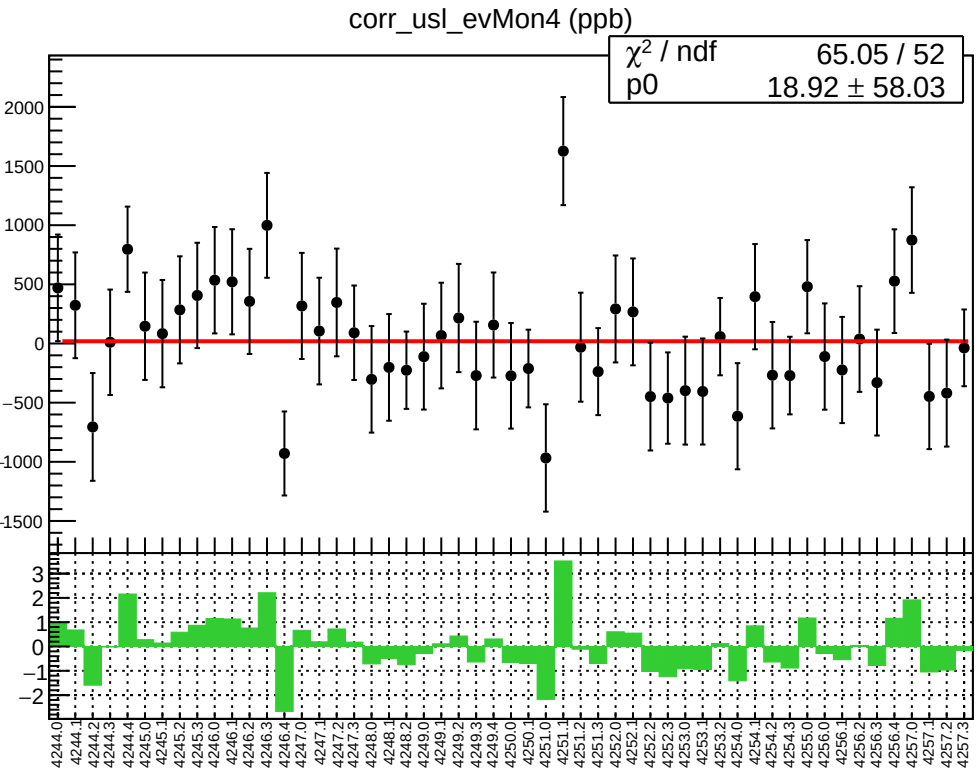
corr_usl_evMon4 (ppb)
χ² / ndf 65.05 / 52
p0 18.92 ± 58.03
2000
1500
1000
500
0
−500
−1000
−1500
3
2
1
0
−1
−2
4244.0
4244.1
4244.2
4244.3
4244.4
4245.0
4245.1
4245.2
4245.3
4246.0
4246.1
4246.2
4246.3
4246.4
4247.0
4247.1
4247.2
4247.3
4248.0
4248.1
4248.2
4249.0
4249.1
4249.2
4249.3
4249.4
4250.0
4250.1
4251.0
4251.1
4251.2
4251.3
4252.0
4252.1
4252.2
4252.3
4253.0
4253.1
4253.2
4254.0
4254.1
4254.2
4254.3
4255.0
4256.0
4256.1
4256.2
4256.3
4256.4
4257.0
4257.1
4257.2
4257.3

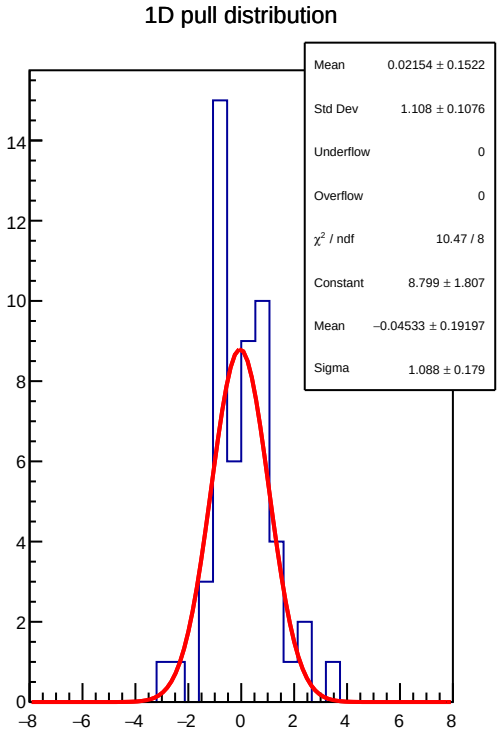
1D pull distribution
Mean 0.02154 ± 0.1522
Std Dev 1.108 ± 0.1076
Underflow 0
Overflow 0
χ² / ndf 10.47 / 8
Constant 8.799 ± 1.807
Mean −0.04533 ± 0.19197
Sigma 1.088 ± 0.179
14
12
10
8
6
4
2
0
−8
−6
−4
−2
0
2
4
6
8

corr_usl_evMon4 RMS (ppm)

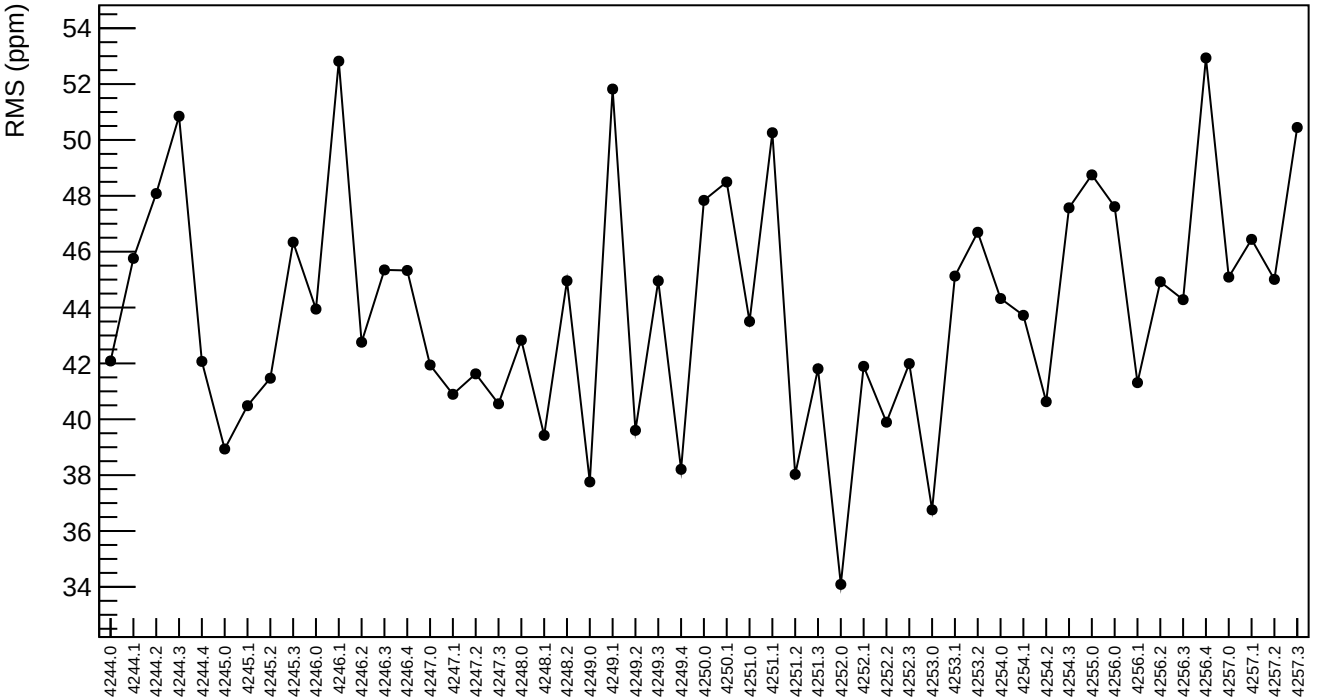

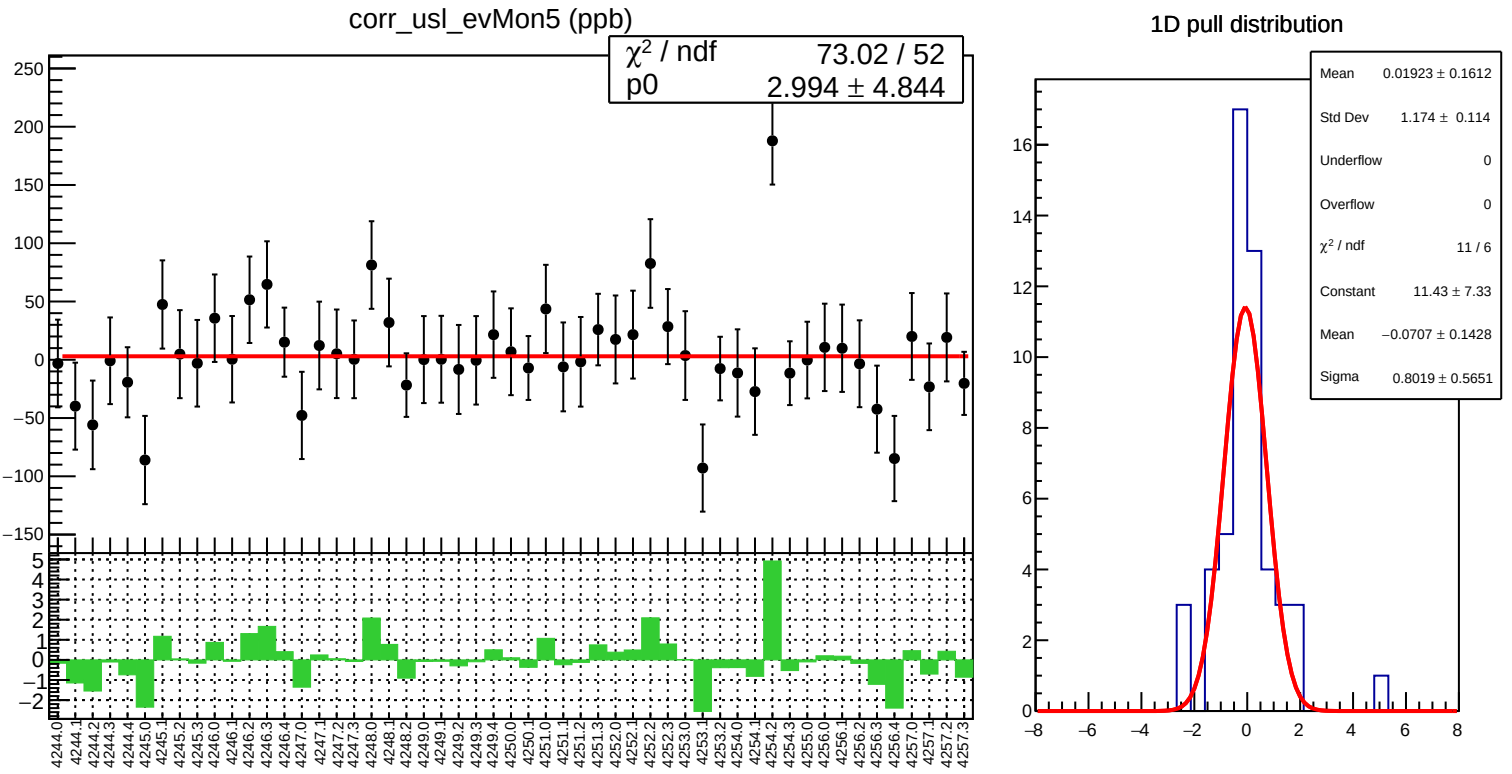
corr_usl_evMon5 (ppb)
χ² / ndf 73.02 / 52
p0 2.994 ± 4.844
1D pull distribution
Mean 0.01923 ± 0.1612
Std Dev 1.174 ± 0.114
Underflow 0
Overflow 0
χ² / ndf 11 / 6
Constant 11.43 ± 7.33
Mean −0.0707 ± 0.1428
Sigma 0.8019 ± 0.5651

corr_usl_evMon5 RMS (ppm)

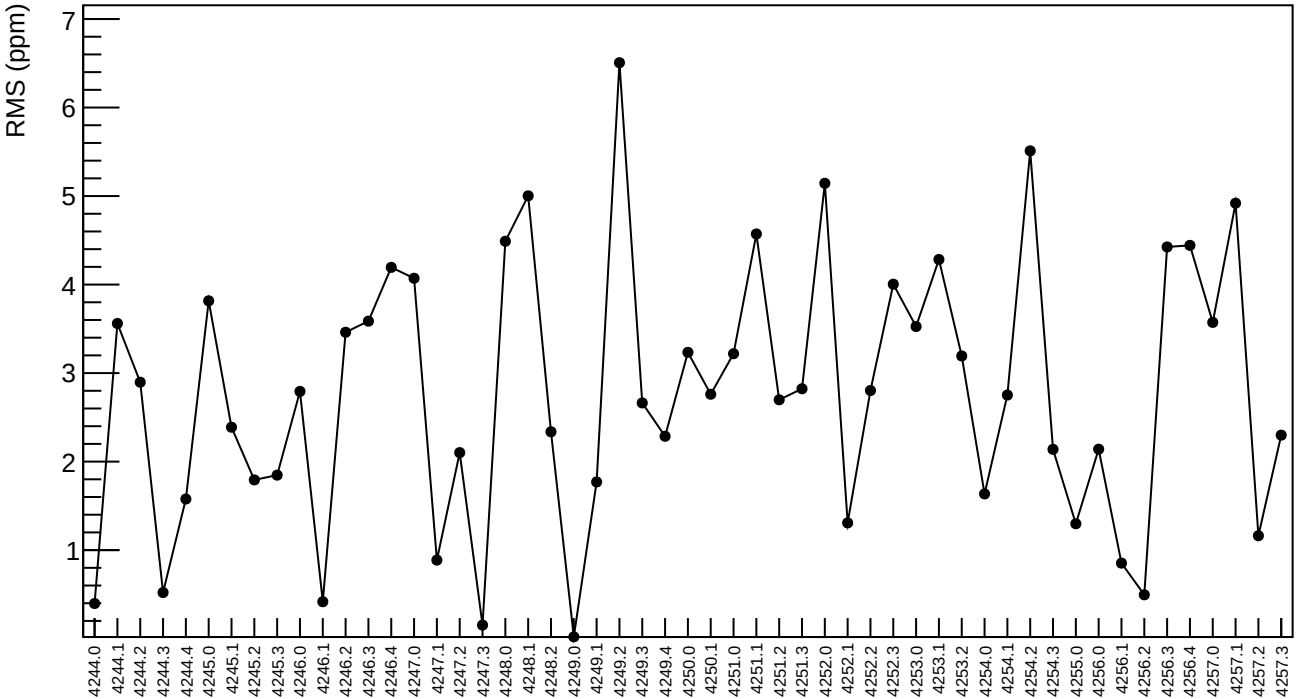

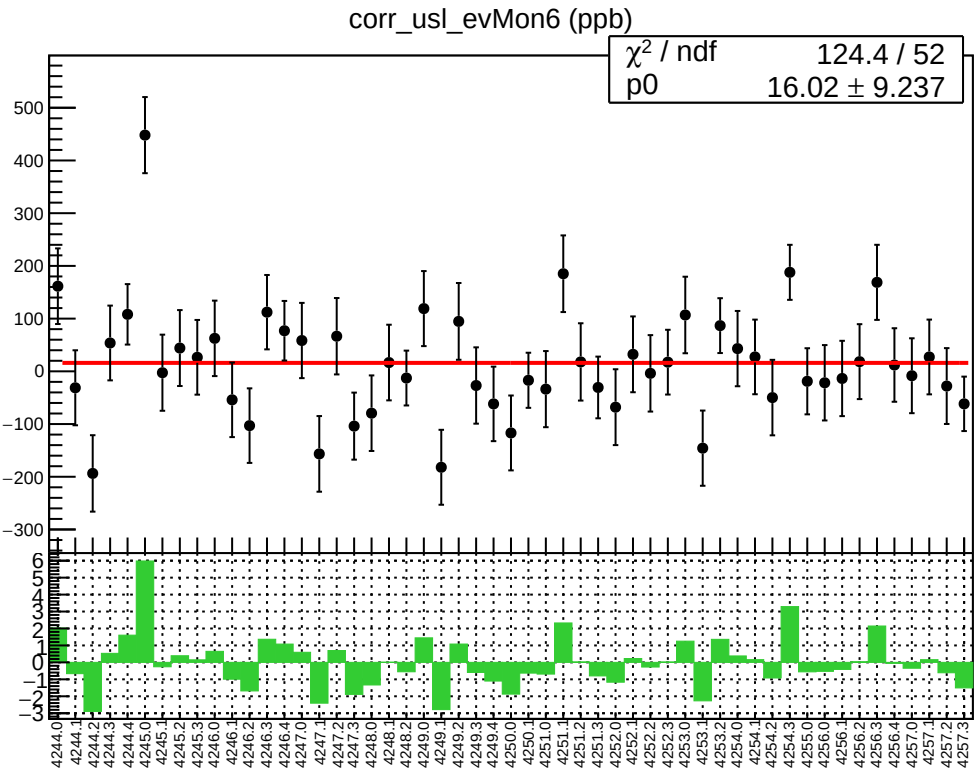
corr_usl_evMon6 (ppb)
χ² / ndf 124.4 / 52
p0 16.02 ± 9.237

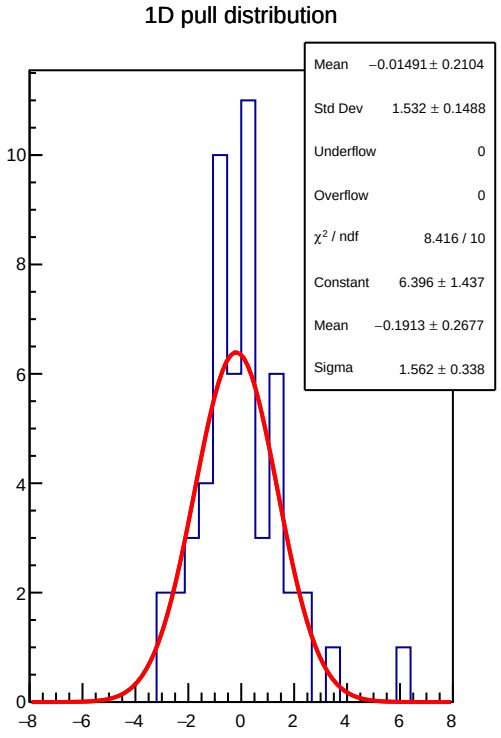
1D pull distribution
Mean −0.01491 ± 0.2104
Std Dev 1.532 ± 0.1488
Underflow 0
Overflow 0
χ² / ndf 8.416 / 10
Constant 6.396 ± 1.437
Mean −0.1913 ± 0.2677
Sigma 1.562 ± 0.338

corr_usl_evMon6 RMS (ppm)

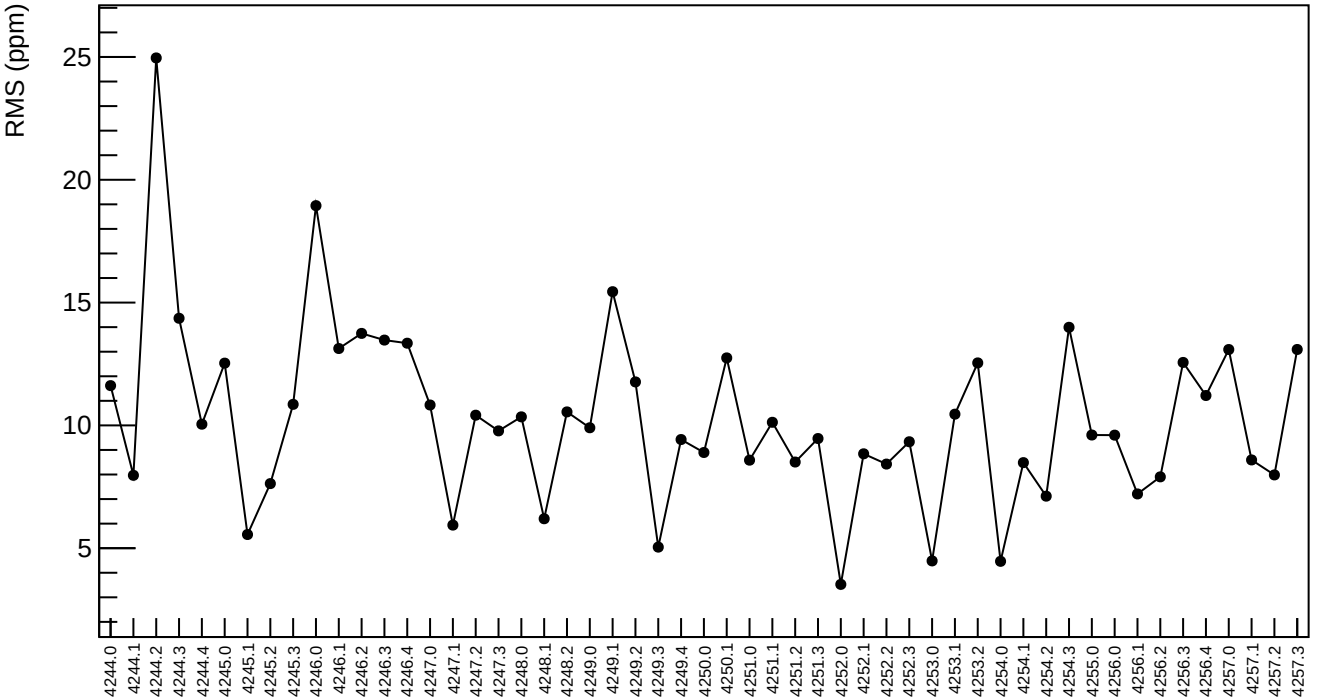

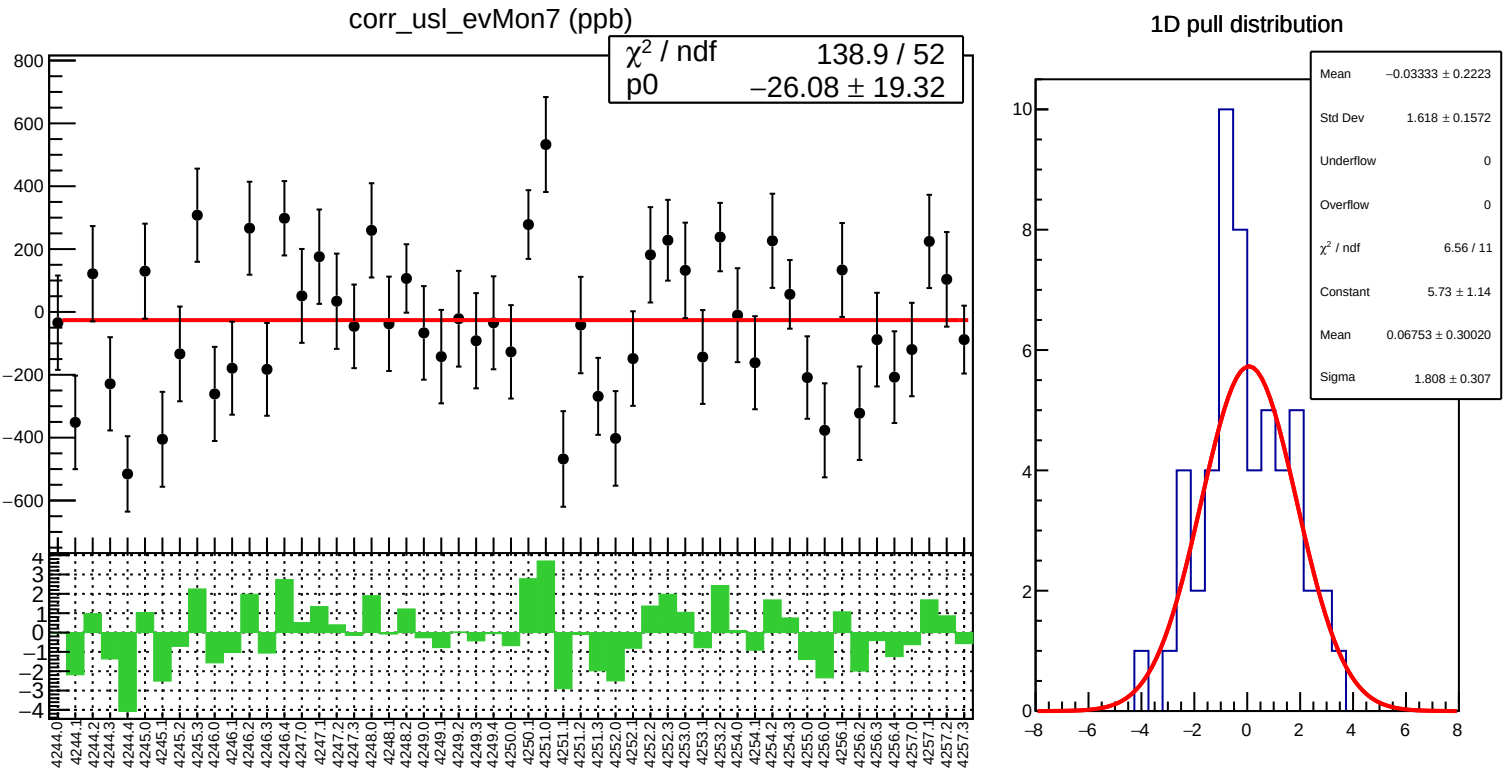
corr_usl_evMon7 (ppb)
χ² / ndf 138.9 / 52
p0 −26.08 ± 19.32
1D pull distribution
Mean −0.03333 ± 0.2223
Std Dev 1.618 ± 0.1572
Underflow 0
Overflow 0
χ² / ndf 6.56 / 11
Constant 5.73 ± 1.14
Mean 0.06753 ± 0.30020
Sigma 1.808 ± 0.307

corr_usl_evMon7 RMS (ppm)

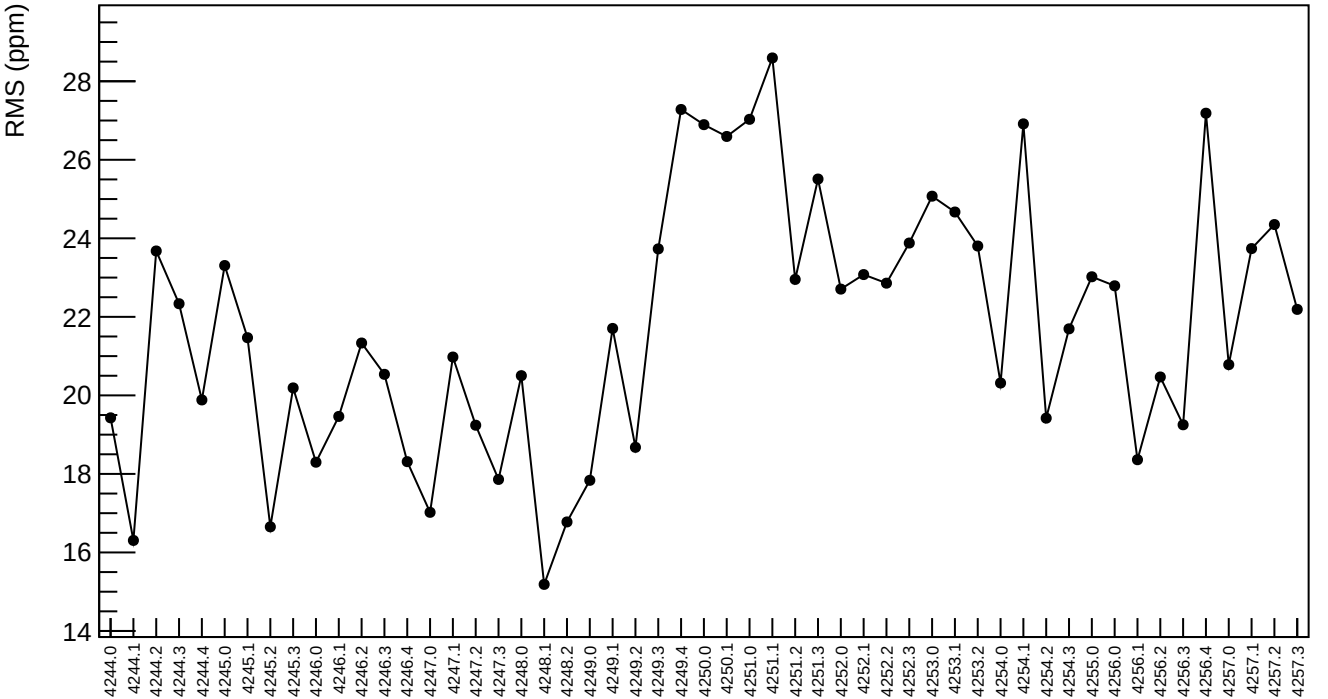

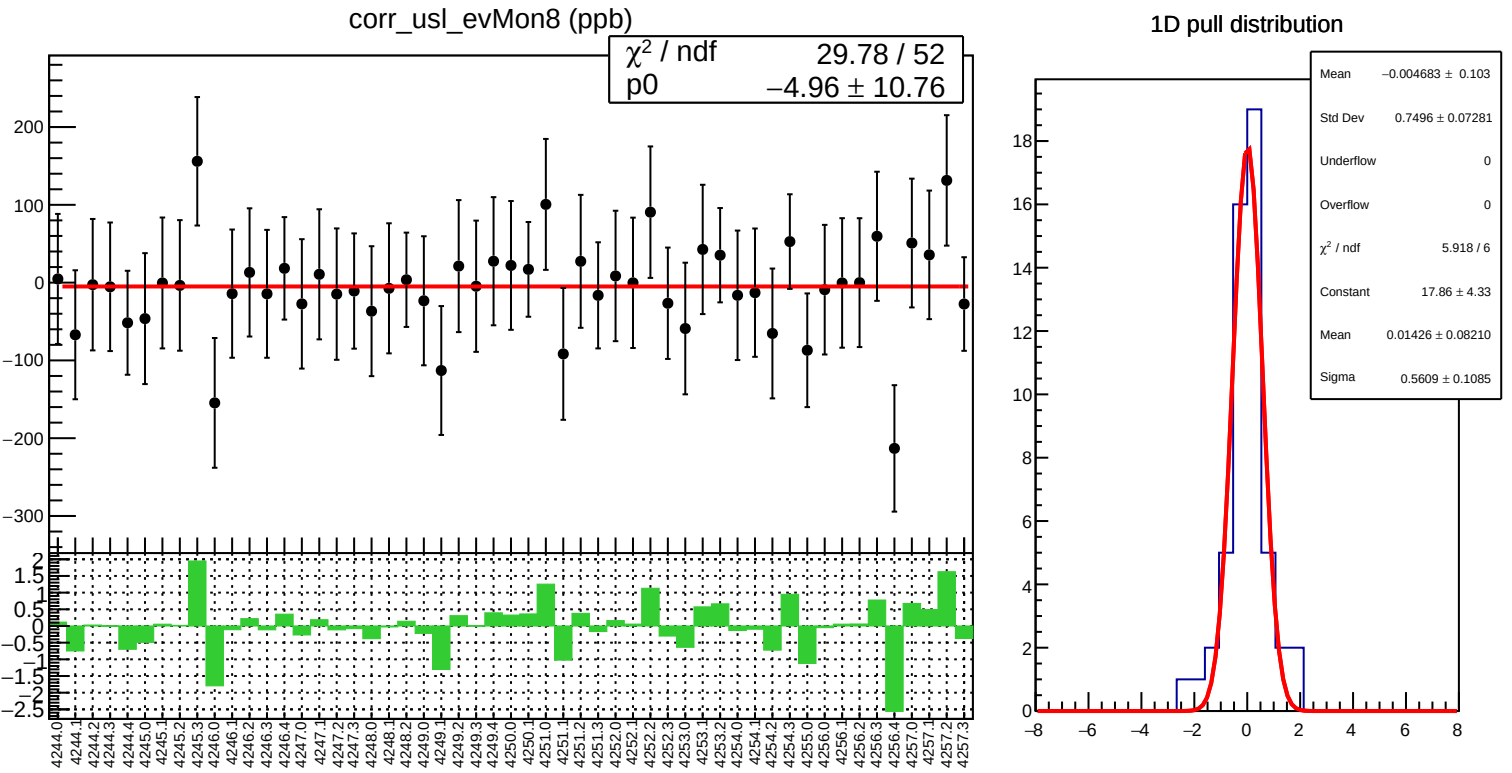
corr_usl_evMon8 (ppb)
χ² / ndf 29.78 / 52
p0 −4.96 ± 10.76
1D pull distribution
Mean −0.004683 ± 0.103
Std Dev 0.7496 ± 0.07281
Underflow 0
Overflow 0
χ² / ndf 5.918 / 6
Constant 17.86 ± 4.33
Mean 0.01426 ± 0.08210
Sigma 0.5609 ± 0.1085

corr_usl_evMon8 RMS (ppm)

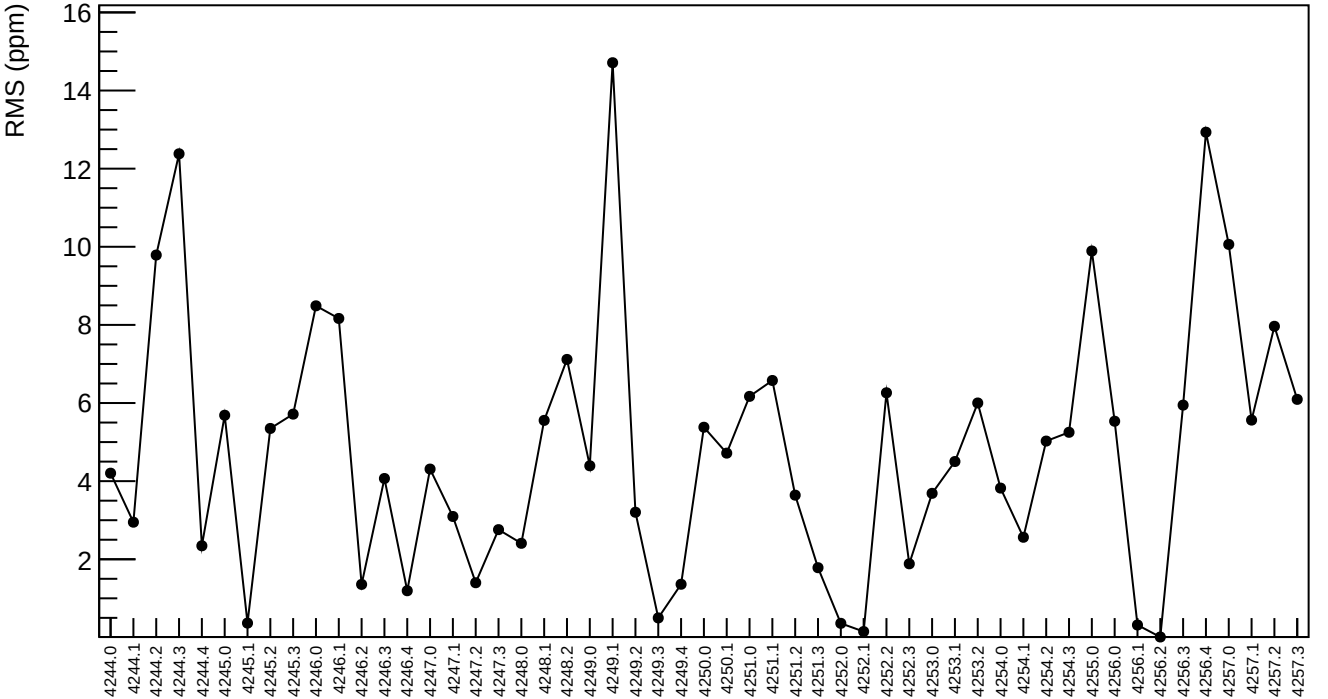

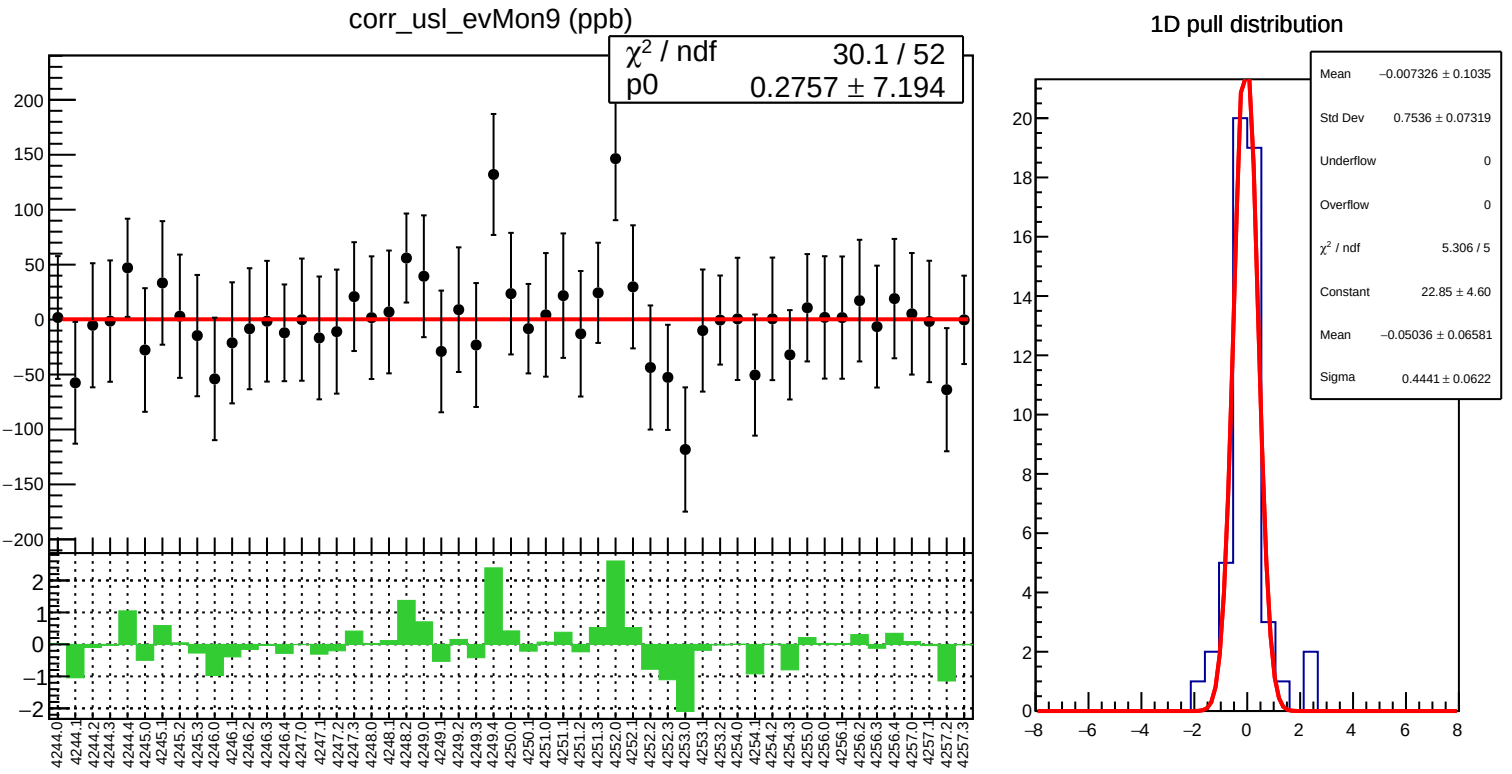
corr_usl_evMon9 (ppb)
χ² / ndf 30.1 / 52
p0 0.2757 ± 7.194
1D pull distribution
Mean −0.007326 ± 0.1035
Std Dev 0.7536 ± 0.07319
Underflow 0
Overflow 0
χ² / ndf 5.306 / 5
Constant 22.85 ± 4.60
Mean −0.05036 ± 0.06581
Sigma 0.4441 ± 0.0622

corr_usl_evMon9 RMS (ppm)

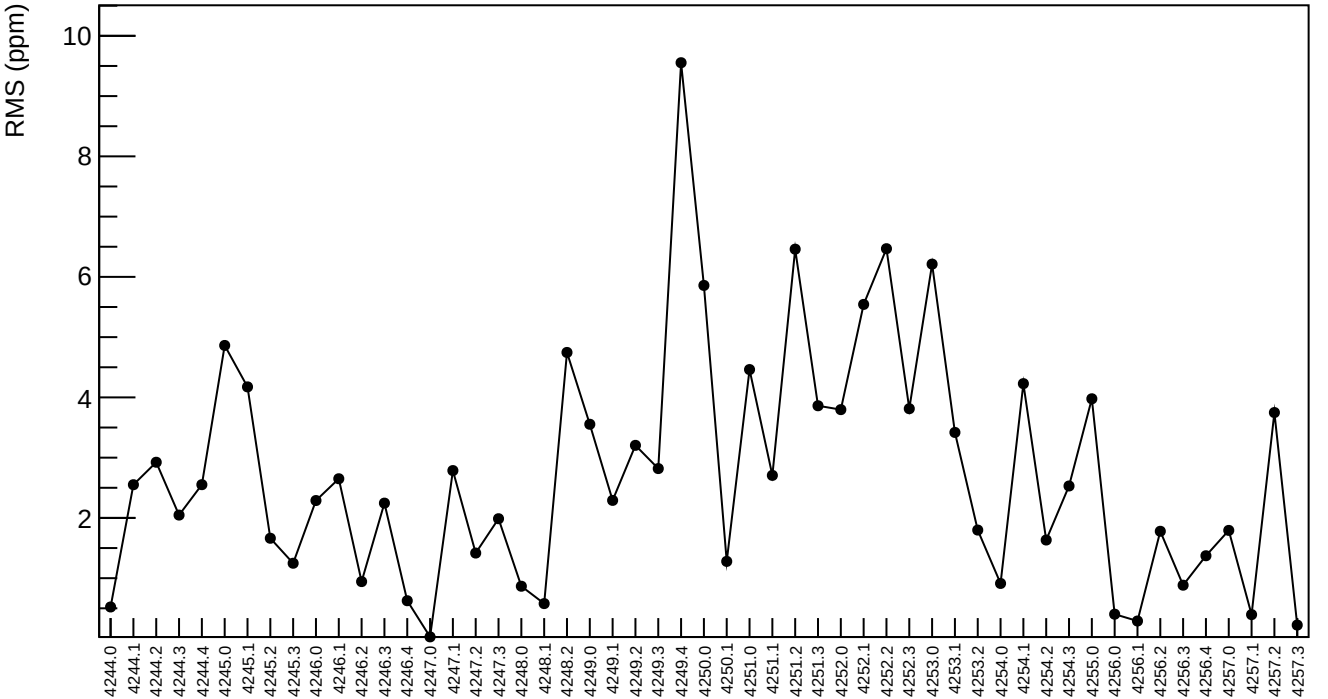

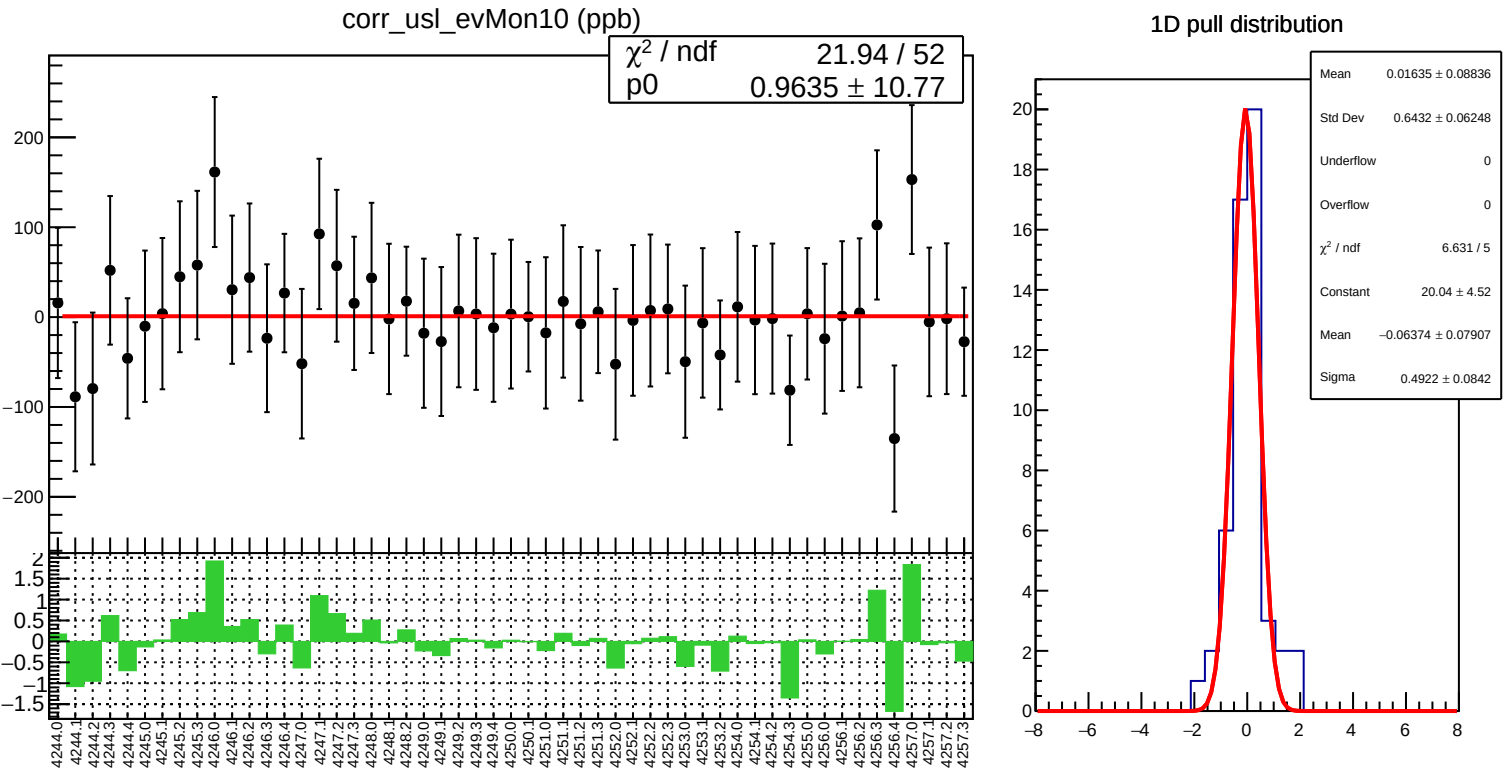
corr_usl_evMon10 (ppb)
χ² / ndf 21.94 / 52
p0 0.9635 ± 10.77
1D pull distribution
Mean 0.01635 ± 0.08836
Std Dev 0.6432 ± 0.06248
Underflow 0
Overflow 0
χ² / ndf 6.631 / 5
Constant 20.04 ± 4.52
Mean −0.06374 ± 0.07907
Sigma 0.4922 ± 0.0842

corr_usl_evMon10 RMS (ppm)

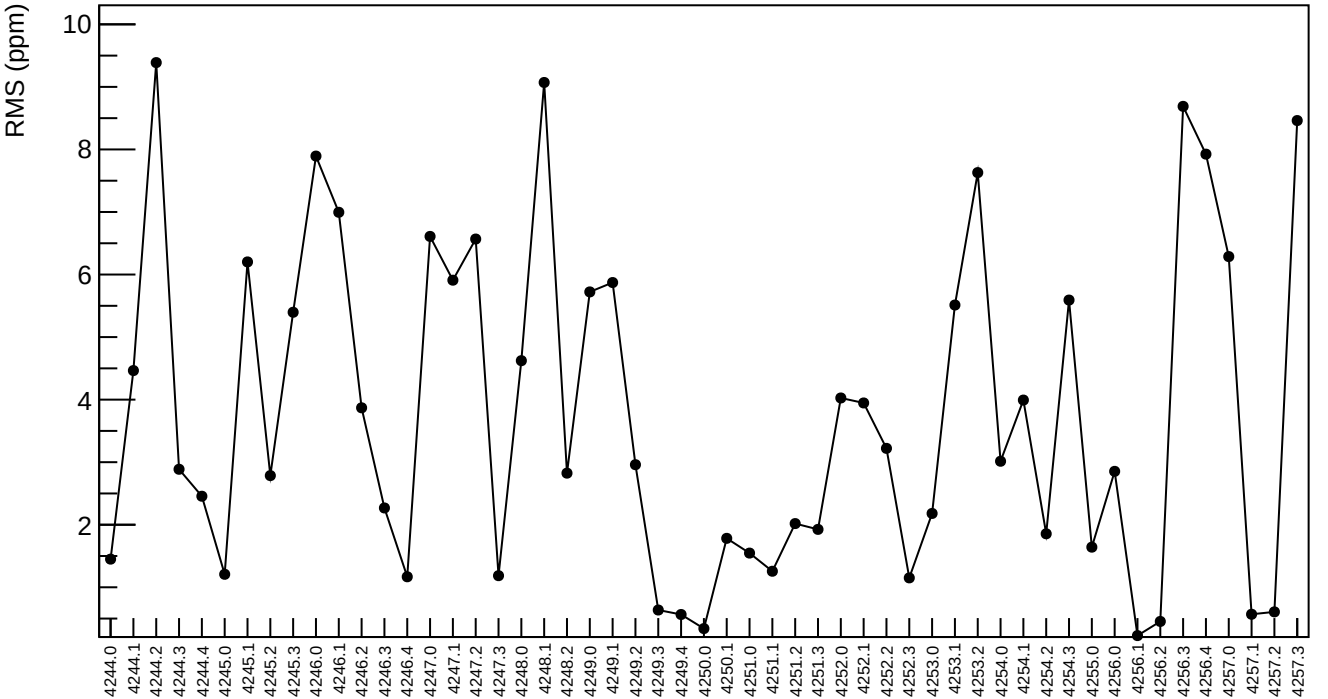

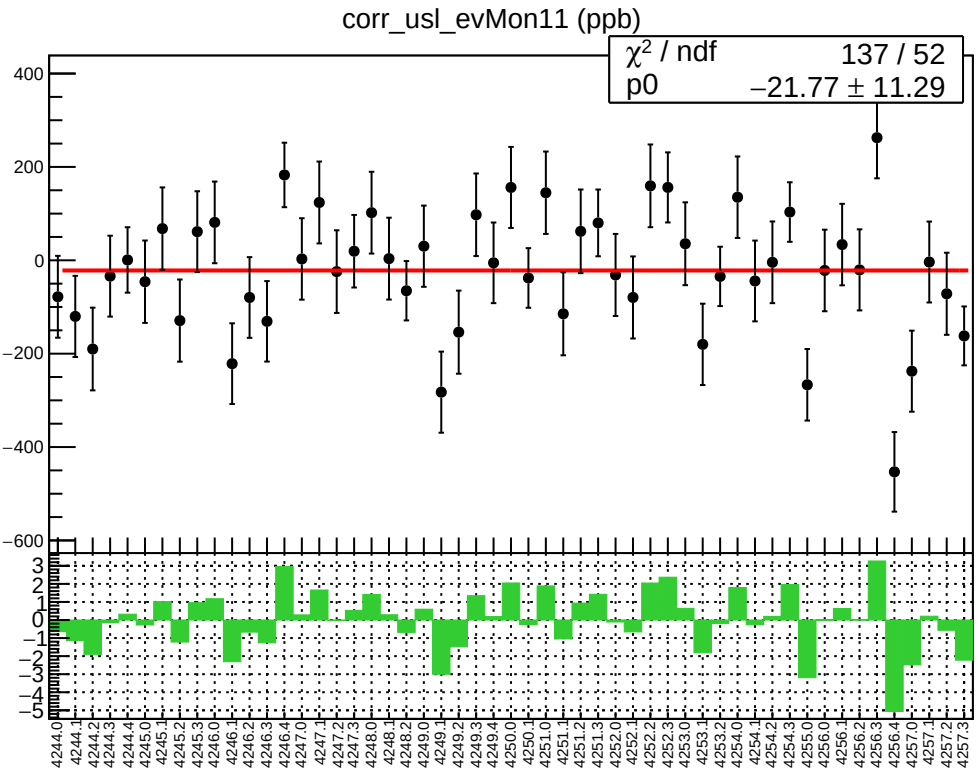
corr_usl_evMon11 (ppb)
χ² / ndf 137 / 52
p0 −21.77 ± 11.29

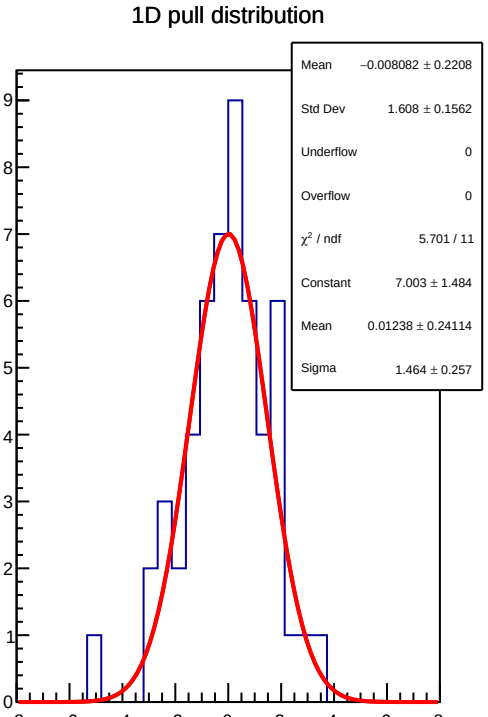
1D pull distribution
Mean −0.008082 ± 0.2208
Std Dev 1.608 ± 0.1562
Underflow 0
Overflow 0
χ² / ndf 5.701 / 11
Constant 7.003 ± 1.484
Mean 0.01238 ± 0.24114
Sigma 1.464 ± 0.257

corr_usl_evMon11 RMS (ppm)

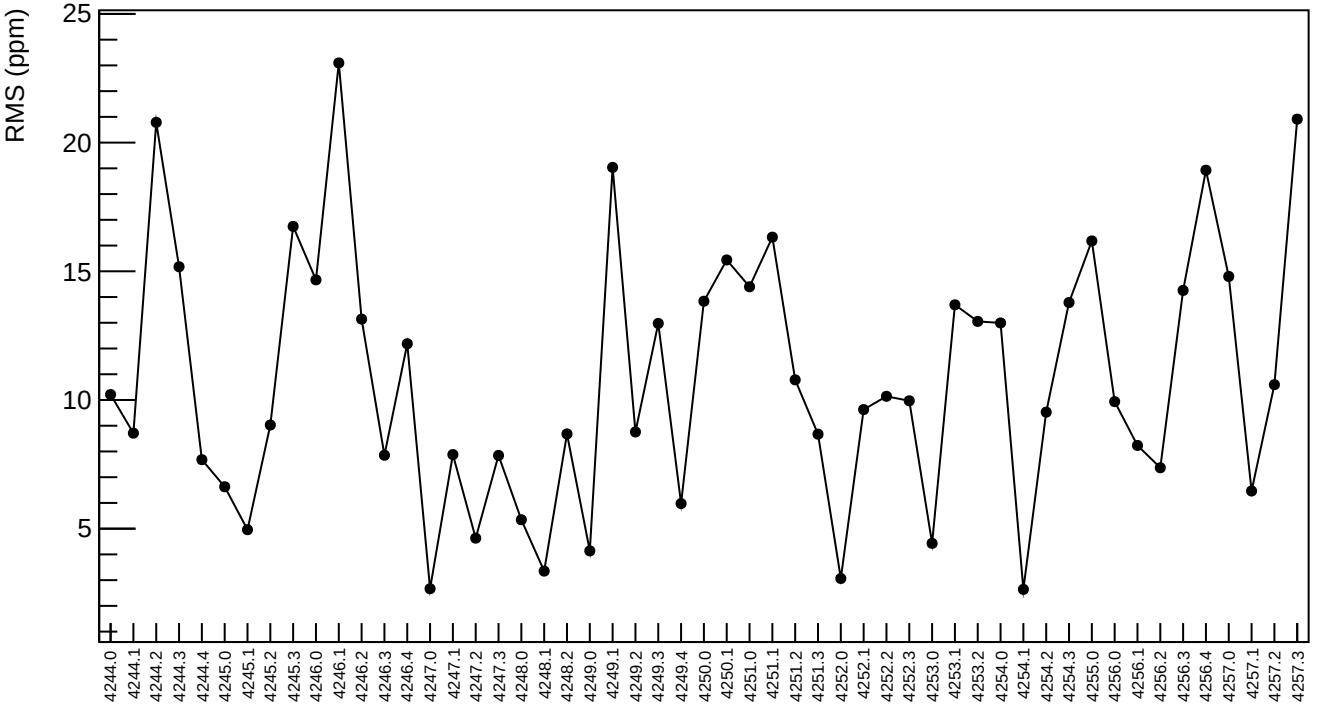

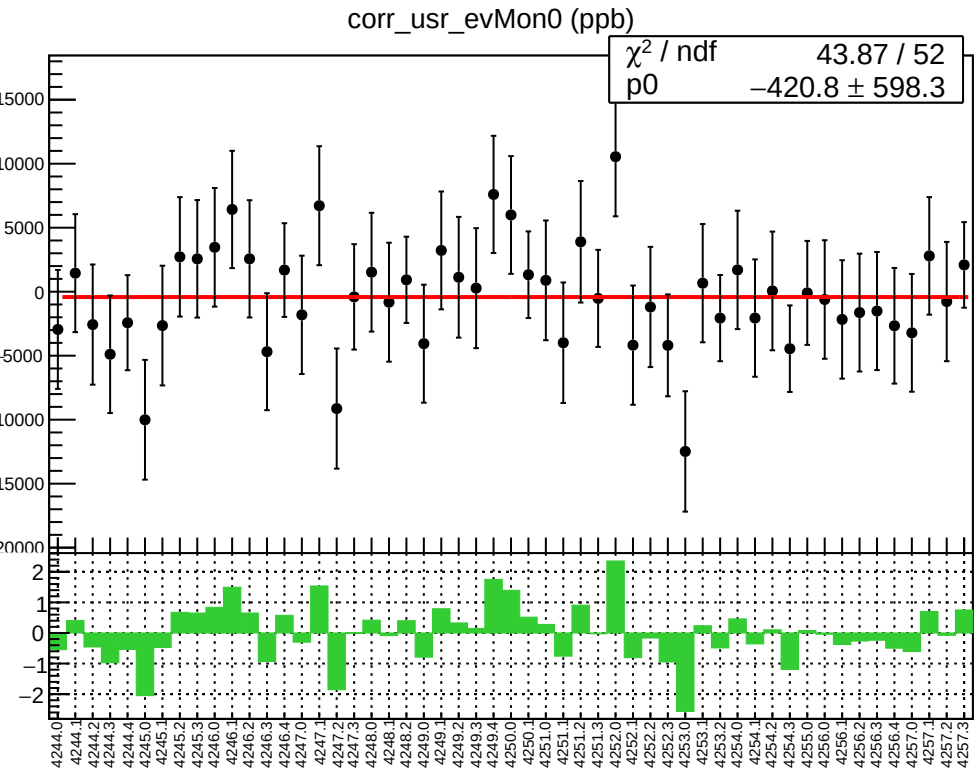
corr_usr_evMon0 (ppb)
χ² / ndf 43.87 / 52
p0 −420.8 ± 598.3

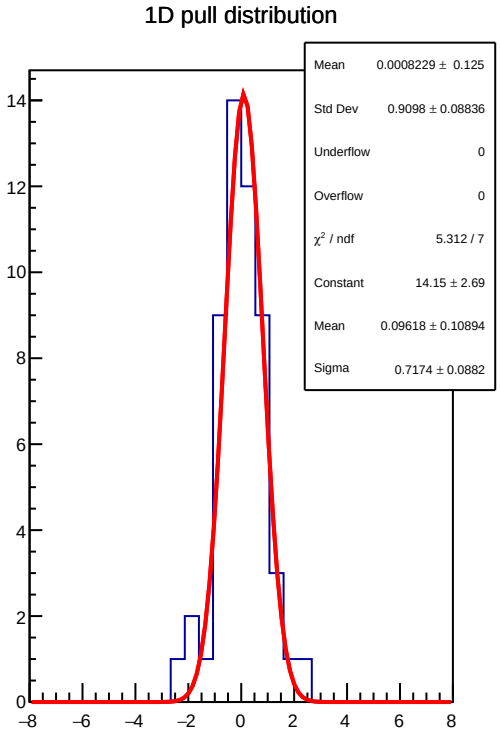
1D pull distribution
Mean 0.0008229 ± 0.125
Std Dev 0.9098 ± 0.08836
Underflow 0
Overflow 0
χ² / ndf 5.312 / 7
Constant 14.15 ± 2.69
Mean 0.09618 ± 0.10894
Sigma 0.7174 ± 0.0882

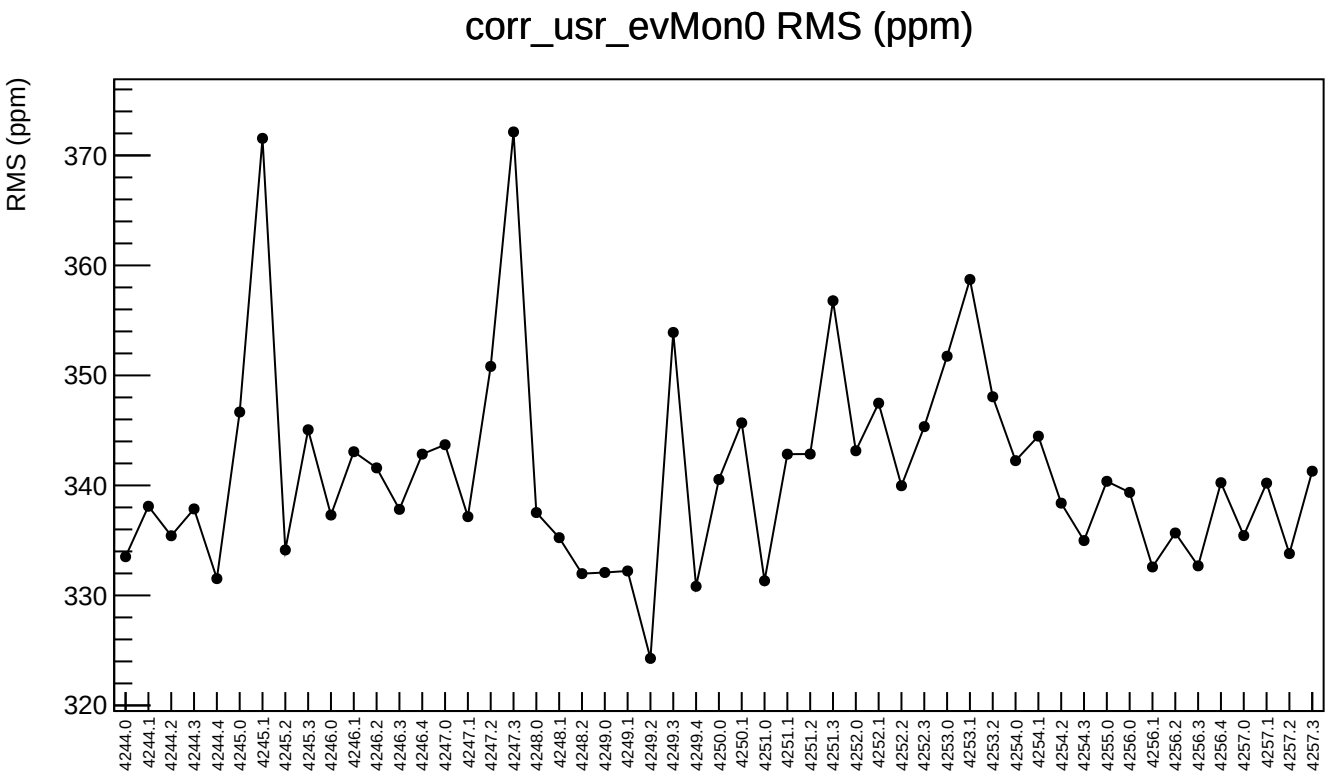
corr_usr_evMon0 RMS (ppm)
RMS (ppm)
370
360
350
340
330
320
4244.0
4244.1
4244.2
4244.3
4244.4
4245.0
4245.1
4245.2
4245.3
4246.0
4246.1
4246.2
4246.3
4246.4
4247.0
4247.1
4247.2
4247.3
4248.0
4248.1
4248.2
4249.0
4249.1
4249.2
4249.3
4249.4
4250.0
4250.1
4251.0
4251.1
4251.2
4251.3
4252.0
4252.1
4252.2
4252.3
4253.0
4253.1
4253.2
4254.0
4254.1
4254.2
4254.3
4255.0
4256.0
4256.1
4256.2
4256.3
4256.4
4257.0
4257.1
4257.2
4257.3

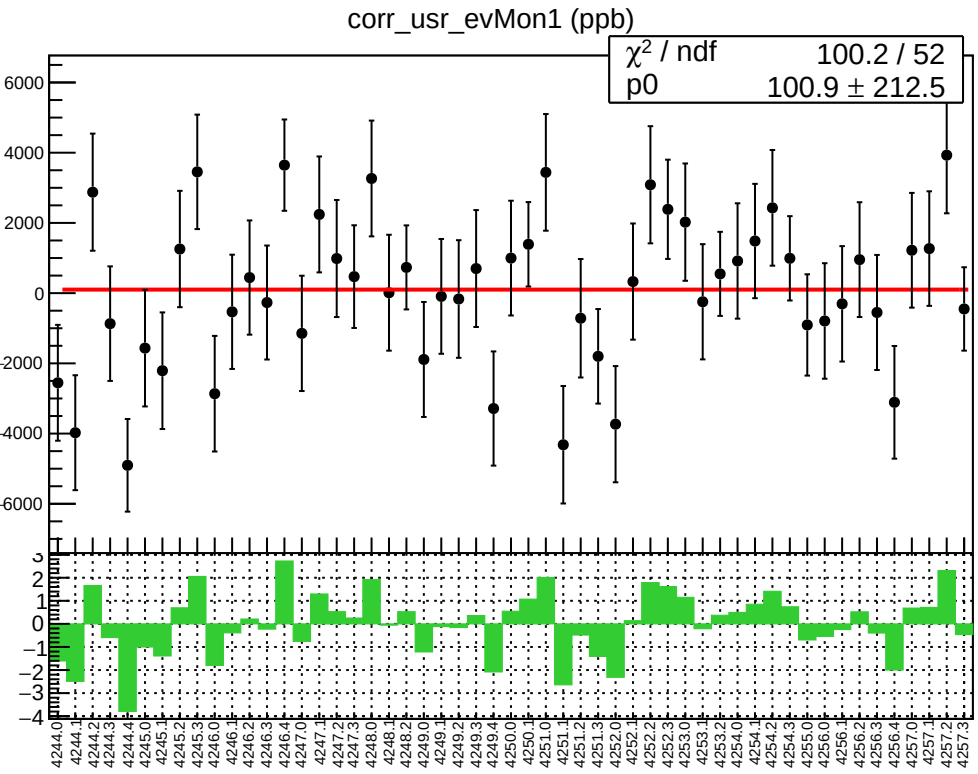
corr_usr_evMon1 (ppb)
χ² / ndf 100.2 / 52
p0 100.9 ± 212.5

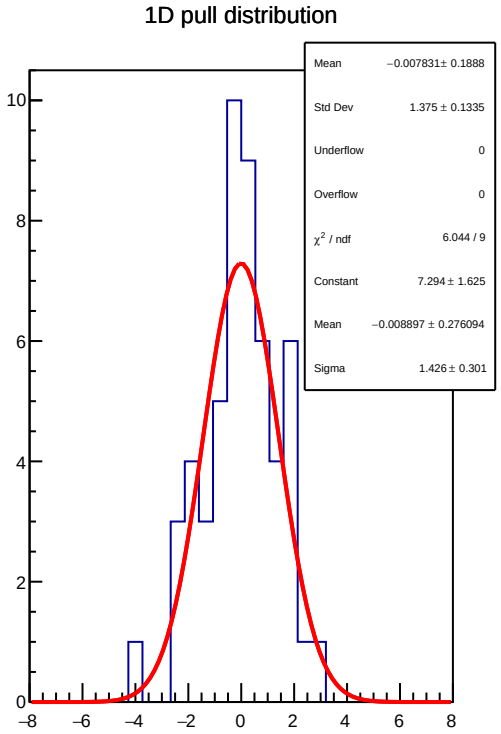
1D pull distribution
Mean −0.007831 ± 0.1888
Std Dev 1.375 ± 0.1335
Underflow 0
Overflow 0
χ² / ndf 6.044 / 9
Constant 7.294 ± 1.625
Mean −0.008897 ± 0.276094
Sigma 1.426 ± 0.301

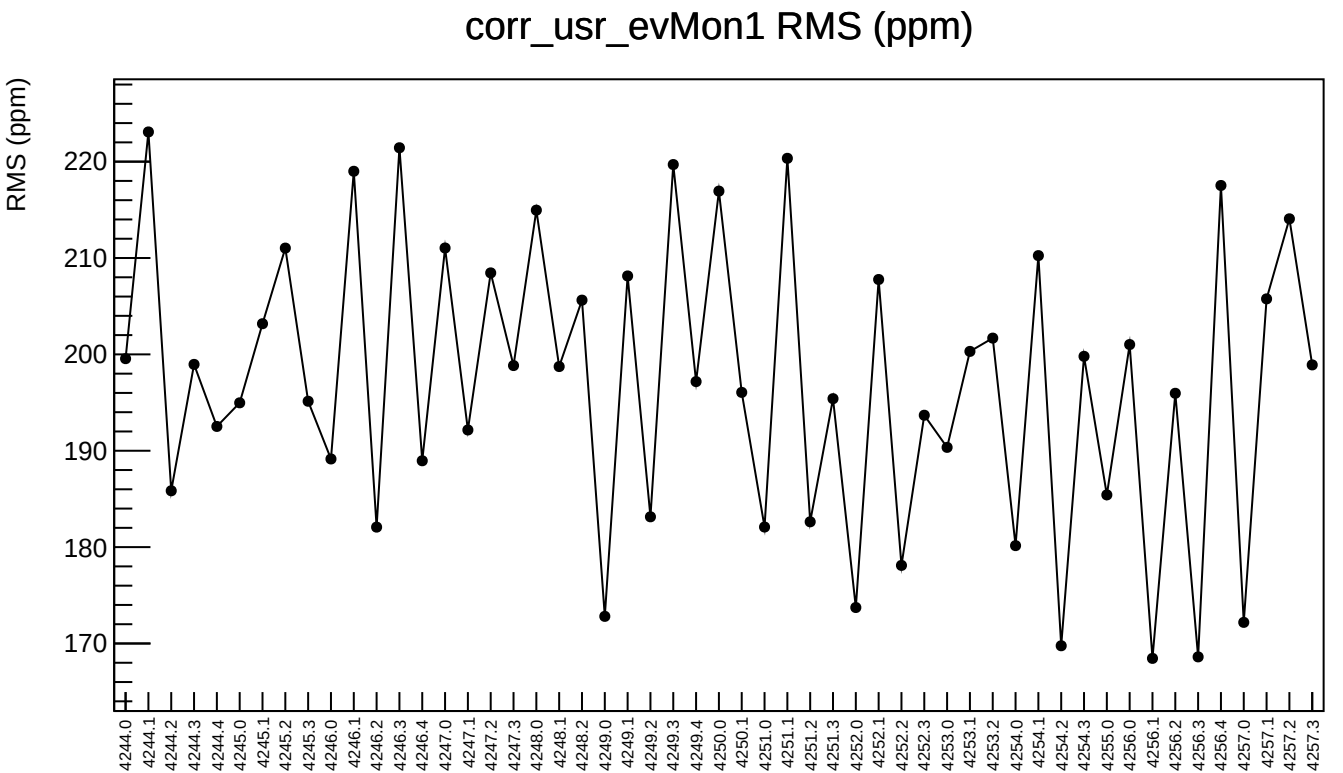
corr_usr_evMon1 RMS (ppm)
RMS (ppm)
220
210
200
190
180
170
4244.0
4244.1
4244.2
4244.3
4244.4
4245.0
4245.1
4245.2
4245.3
4246.0
4246.1
4246.2
4246.3
4246.4
4247.0
4247.1
4247.2
4247.3
4248.0
4248.1
4248.2
4249.0
4249.1
4249.2
4249.3
4249.4
4250.0
4250.1
4251.0
4251.1
4251.2
4251.3
4252.0
4252.1
4252.2
4252.3
4253.0
4253.1
4253.2
4254.0
4254.1
4254.2
4254.3
4255.0
4256.0
4256.1
4256.2
4256.3
4256.4
4257.0
4257.1
4257.2
4257.3

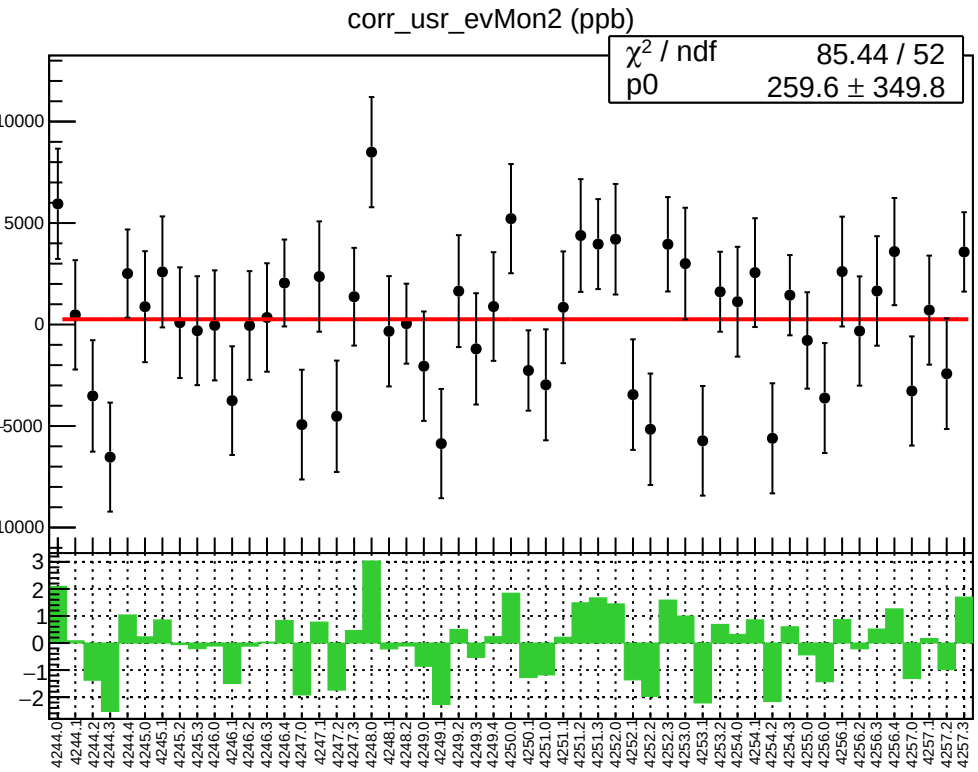
corr_usr_evMon2 (ppb)
χ² / ndf 85.44 / 52
p0 259.6 ± 349.8
10000
5000
0
-5000
-10000
3
2
1
0
−1
−2
4244.0
4244.1
4244.2
4244.3
4244.4
4245.0
4245.1
4245.2
4245.3
4246.0
4246.1
4246.2
4246.3
4246.4
4247.0
4247.1
4247.2
4247.3
4248.0
4248.1
4248.2
4249.0
4249.1
4249.2
4249.3
4249.4
4250.0
4250.1
4251.0
4251.1
4251.2
4251.3
4252.0
4252.1
4252.2
4252.3
4253.0
4253.1
4253.2
4254.0
4254.1
4254.2
4254.3
4255.0
4256.0
4256.1
4256.2
4256.3
4256.4
4257.0
4257.1
4257.2
4257.3

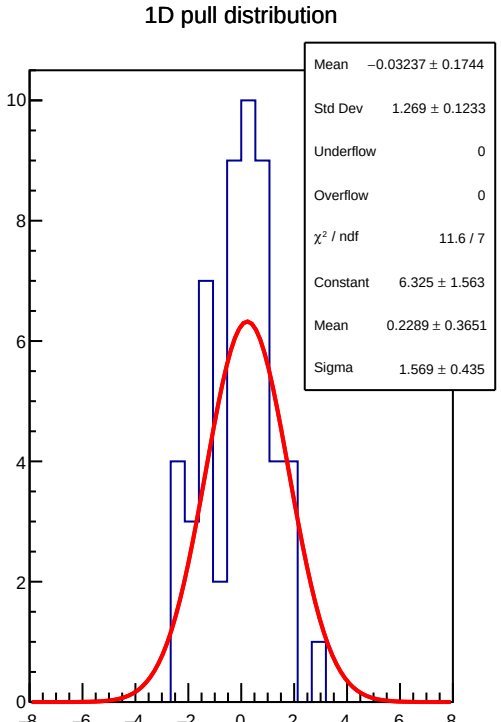
1D pull distribution
Mean −0.03237 ± 0.1744
Std Dev 1.269 ± 0.1233
Underflow 0
Overflow 0
χ² / ndf 11.6 / 7
Constant 6.325 ± 1.563
Mean 0.2289 ± 0.3651
Sigma 1.569 ± 0.435
10
8
6
4
2
0
−8
−6
−4
−2
0
2
4
6
8

corr_usr_evMon2 RMS (ppm)

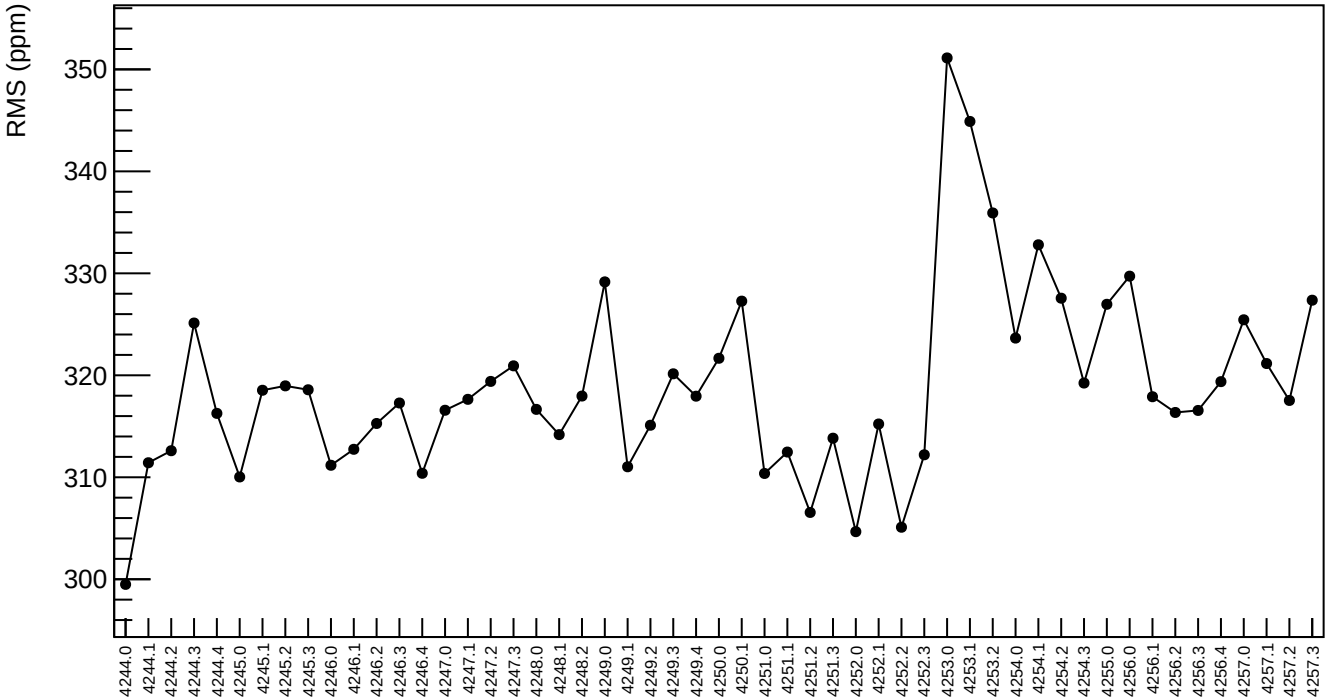

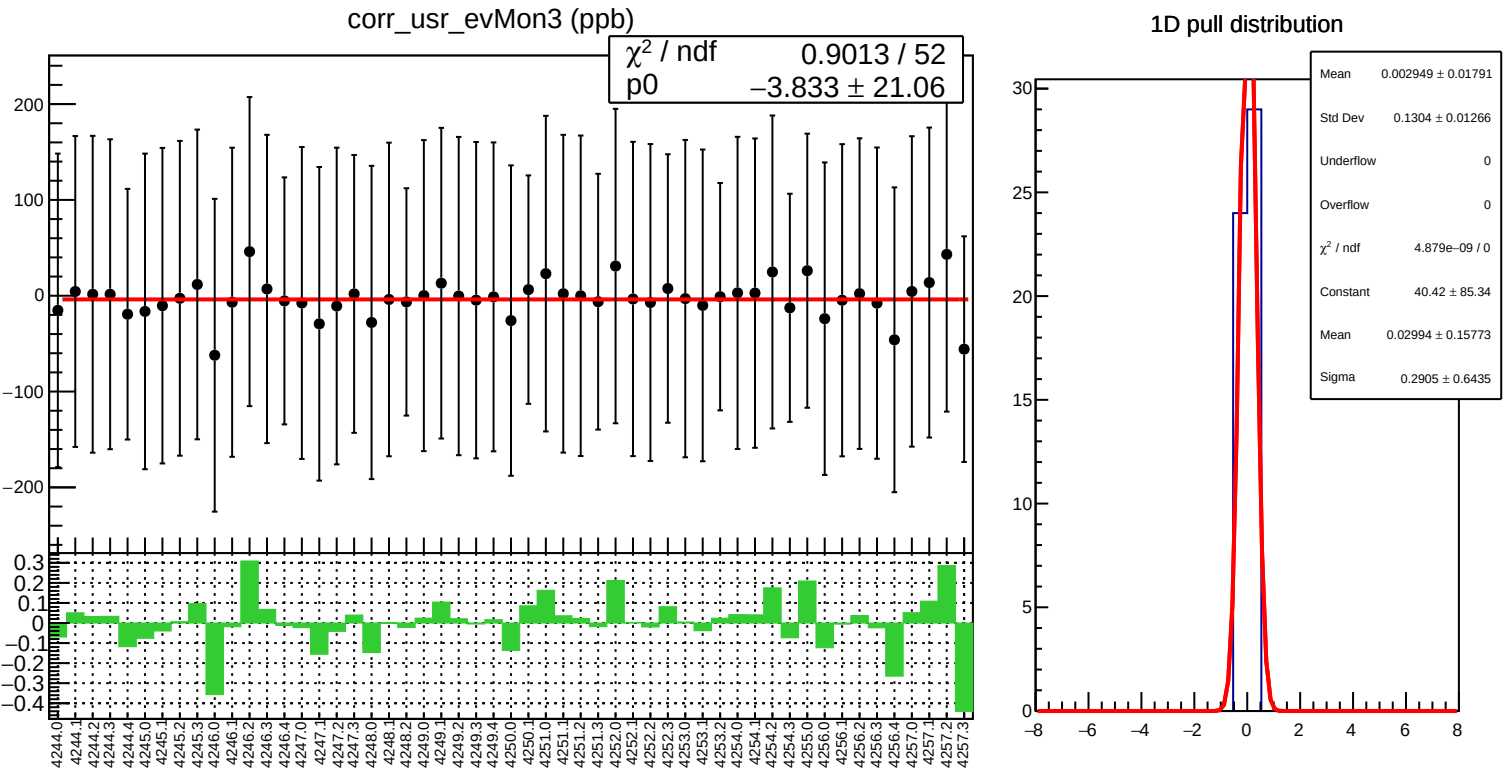
corr_usr_evMon3 (ppb)
χ² / ndf 0.9013 / 52
p0 −3.833 ± 21.06
1D pull distribution
Mean 0.002949 ± 0.01791
Std Dev 0.1304 ± 0.01266
Underflow 0
Overflow 0
χ² / ndf 4.879e−09 / 0
Constant 40.42 ± 85.34
Mean 0.02994 ± 0.15773
Sigma 0.2905 ± 0.6435

corr_usr_evMon3 RMS (ppm)

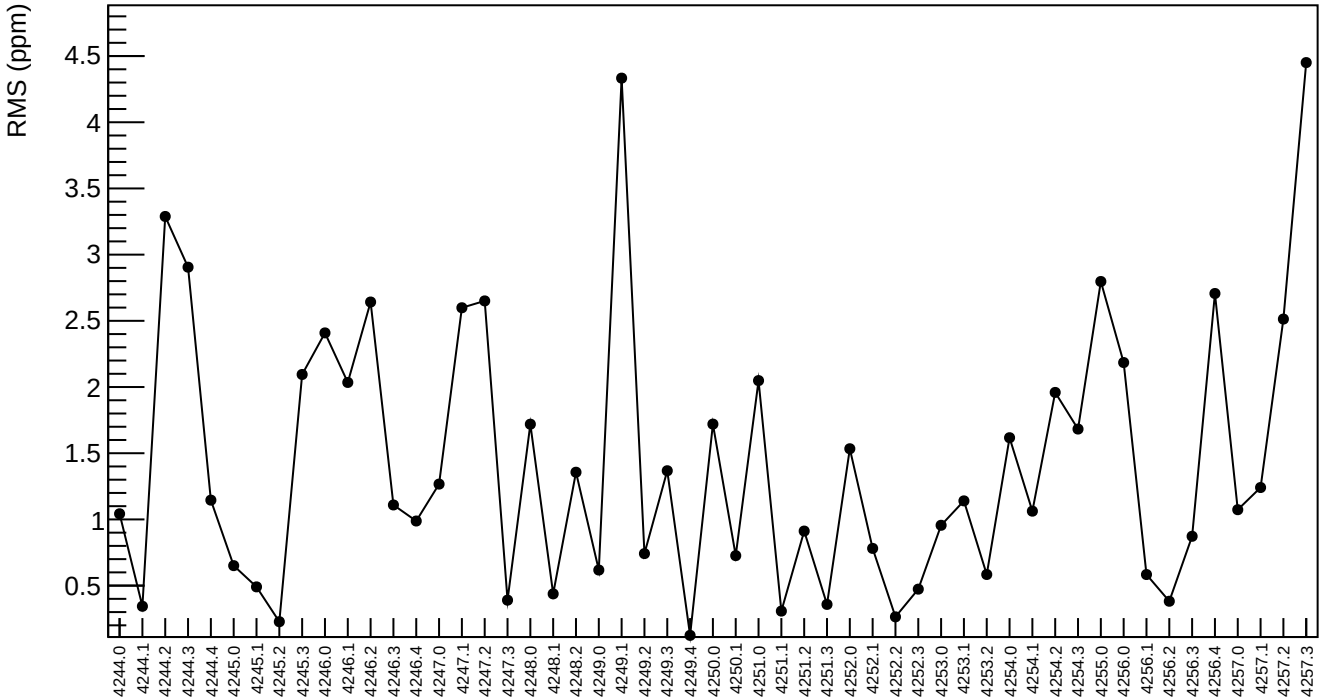

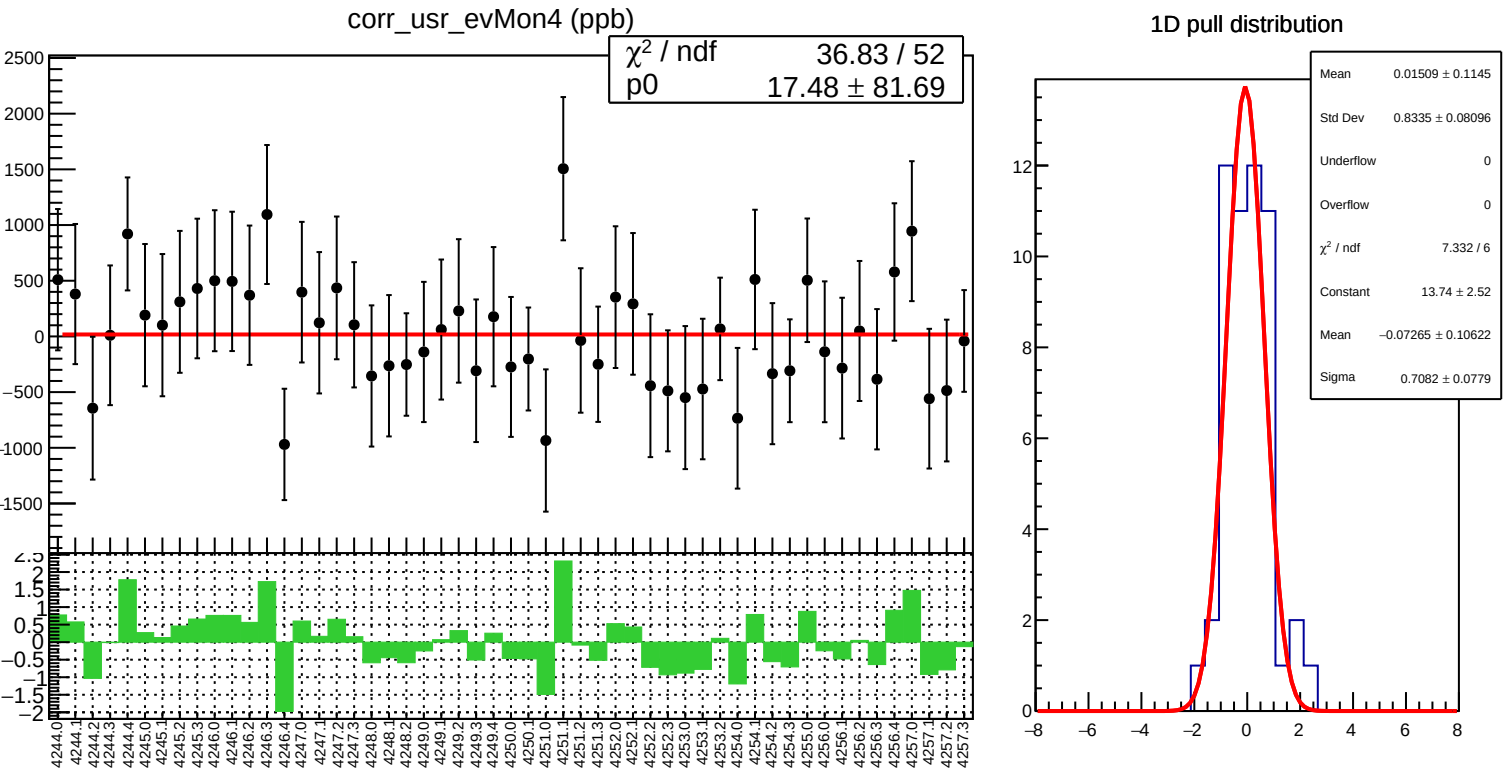
corr_usr_evMon4 (ppb)
χ² / ndf 36.83 / 52
p0 17.48 ± 81.69
1D pull distribution
Mean 0.01509 ± 0.1145
Std Dev 0.8335 ± 0.08096
Underflow 0
Overflow 0
χ² / ndf 7.332 / 6
Constant 13.74 ± 2.52
Mean −0.07265 ± 0.10622
Sigma 0.7082 ± 0.0779

corr_usr_evMon4 RMS (ppm)

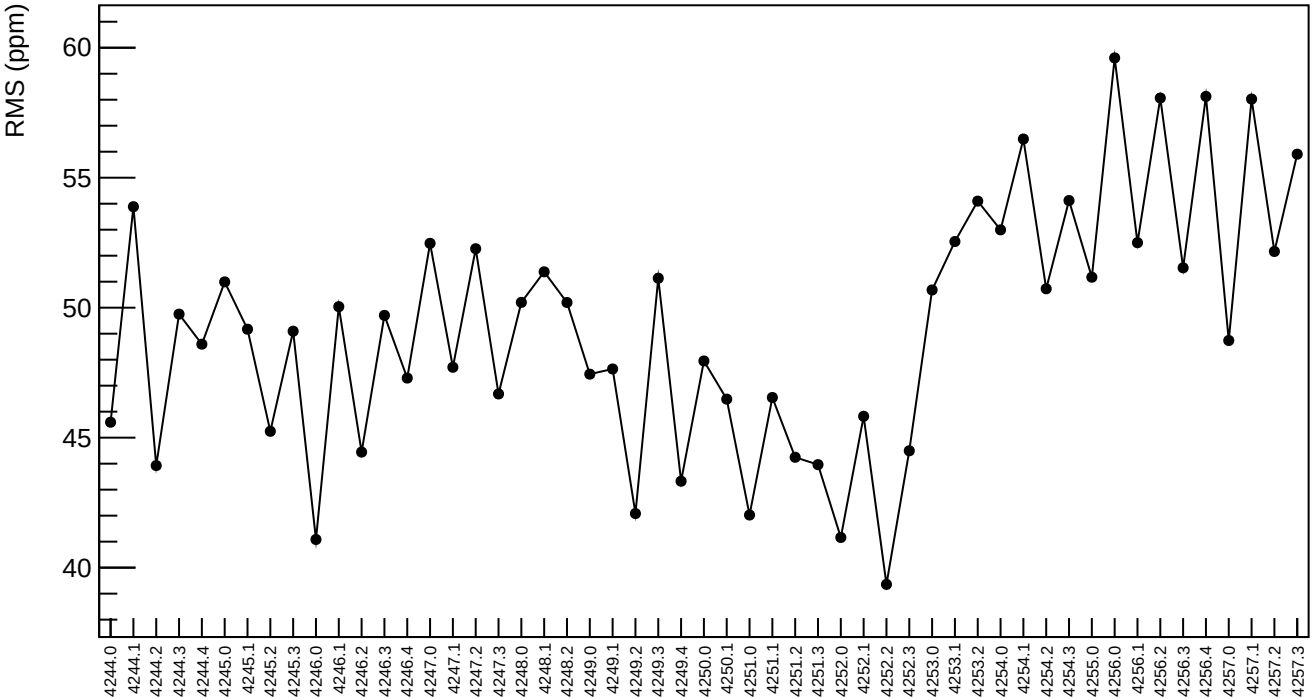

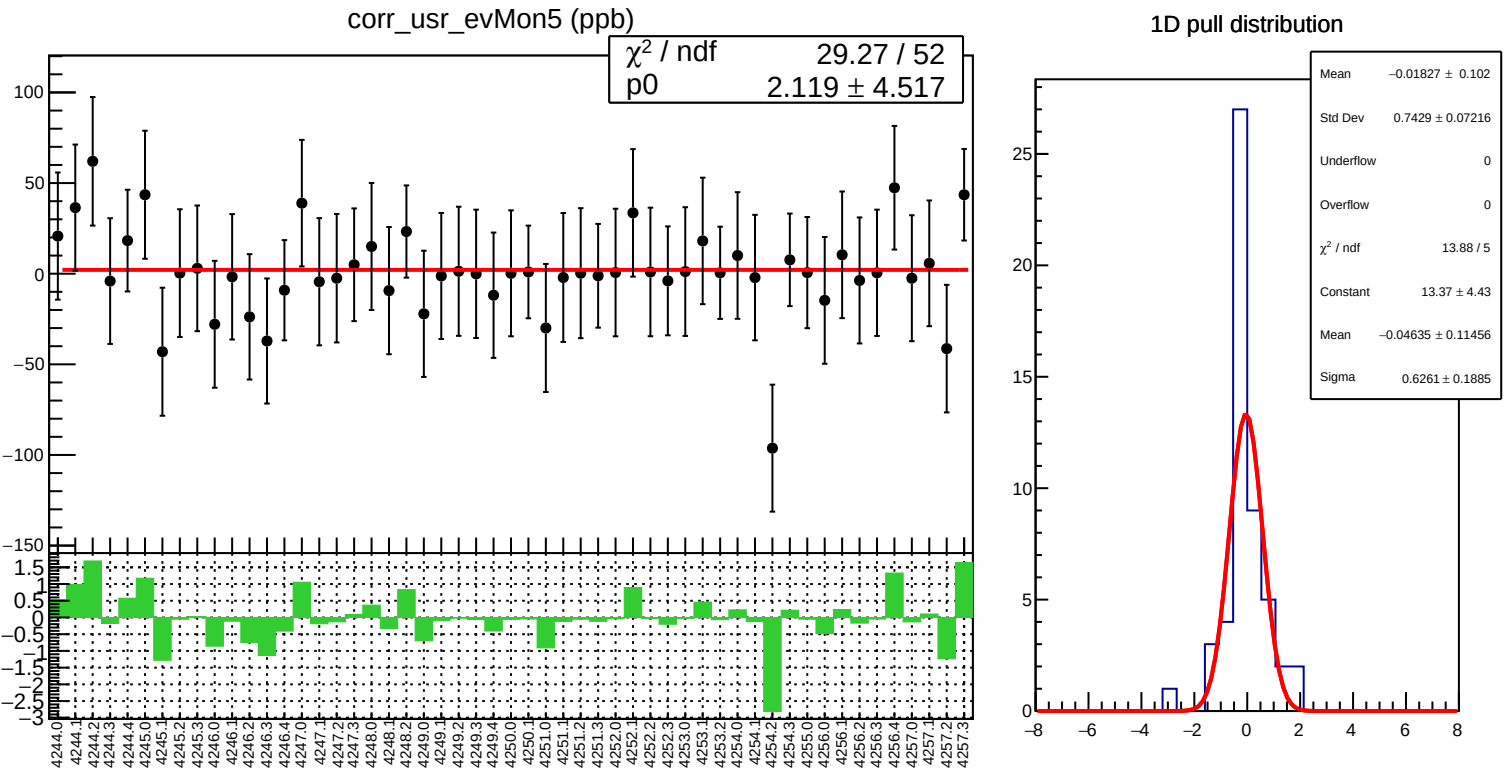
corr_usr_evMon5 (ppb)
χ² / ndf 29.27 / 52
p0 2.119 ± 4.517
1D pull distribution
Mean −0.01827 ± 0.102
Std Dev 0.7429 ± 0.07216
Underflow 0
Overflow 0
χ² / ndf 13.88 / 5
Constant 13.37 ± 4.43
Mean −0.04635 ± 0.11456
Sigma 0.6261 ± 0.1885

corr_usr_evMon5 RMS (ppm)

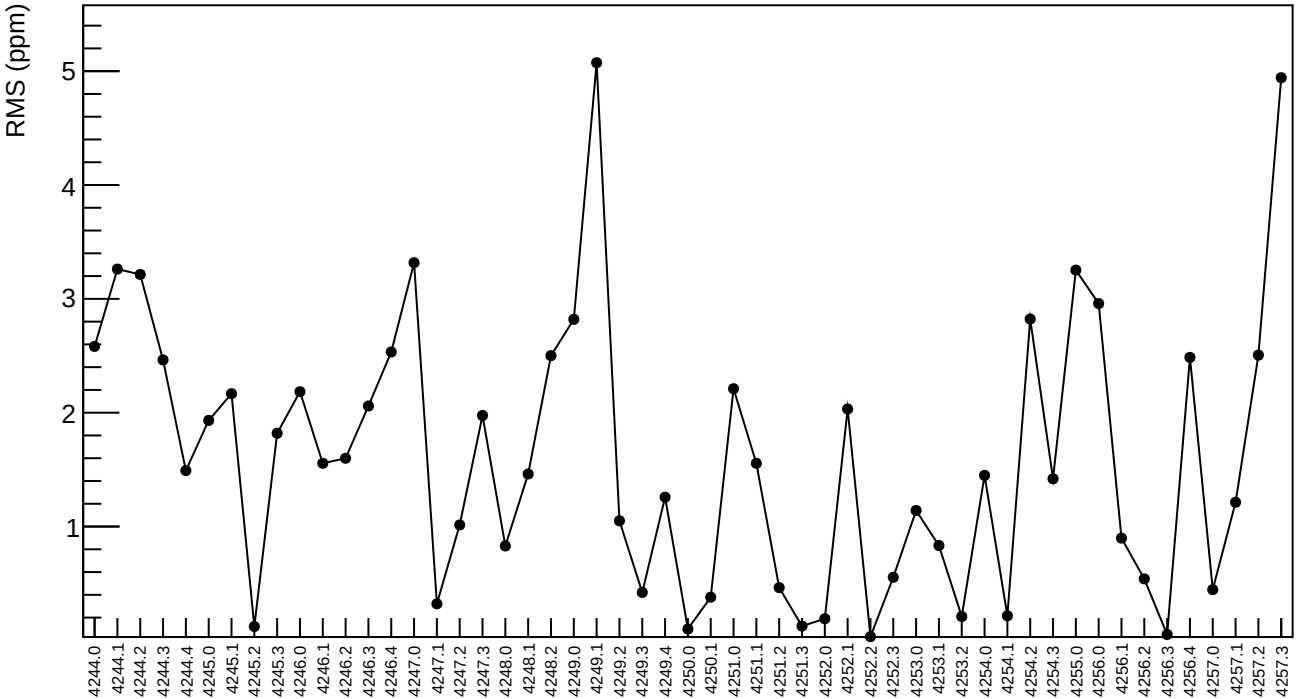

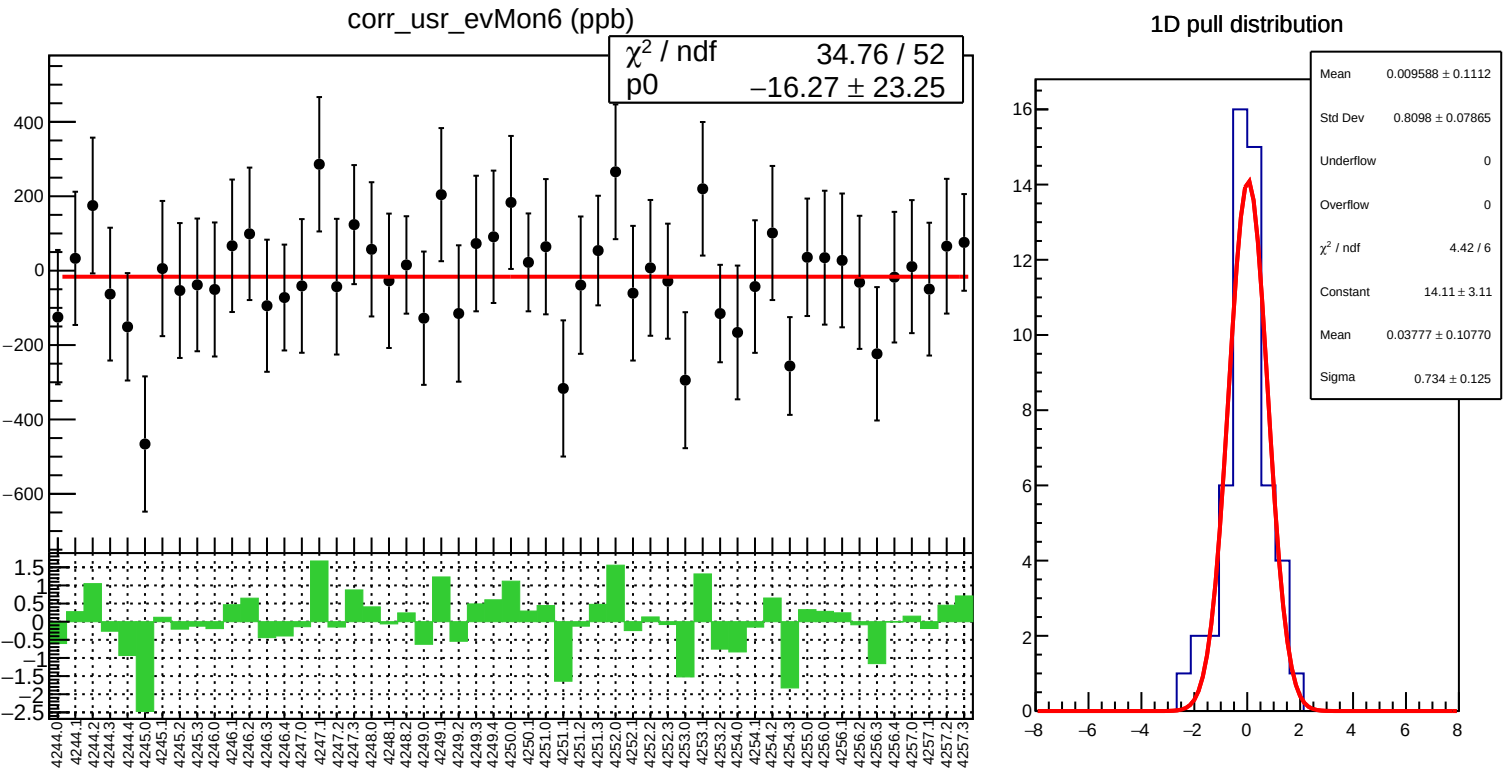
corr_usr_evMon6 (ppb)
χ² / ndf 34.76 / 52
p0 −16.27 ± 23.25
1D pull distribution
Mean 0.009588 ± 0.1112
Std Dev 0.8098 ± 0.07865
Underflow 0
Overflow 0
χ² / ndf 4.42 / 6
Constant 14.11 ± 3.11
Mean 0.03777 ± 0.10770
Sigma 0.734 ± 0.125

corr_usr_evMon6 RMS (ppm)

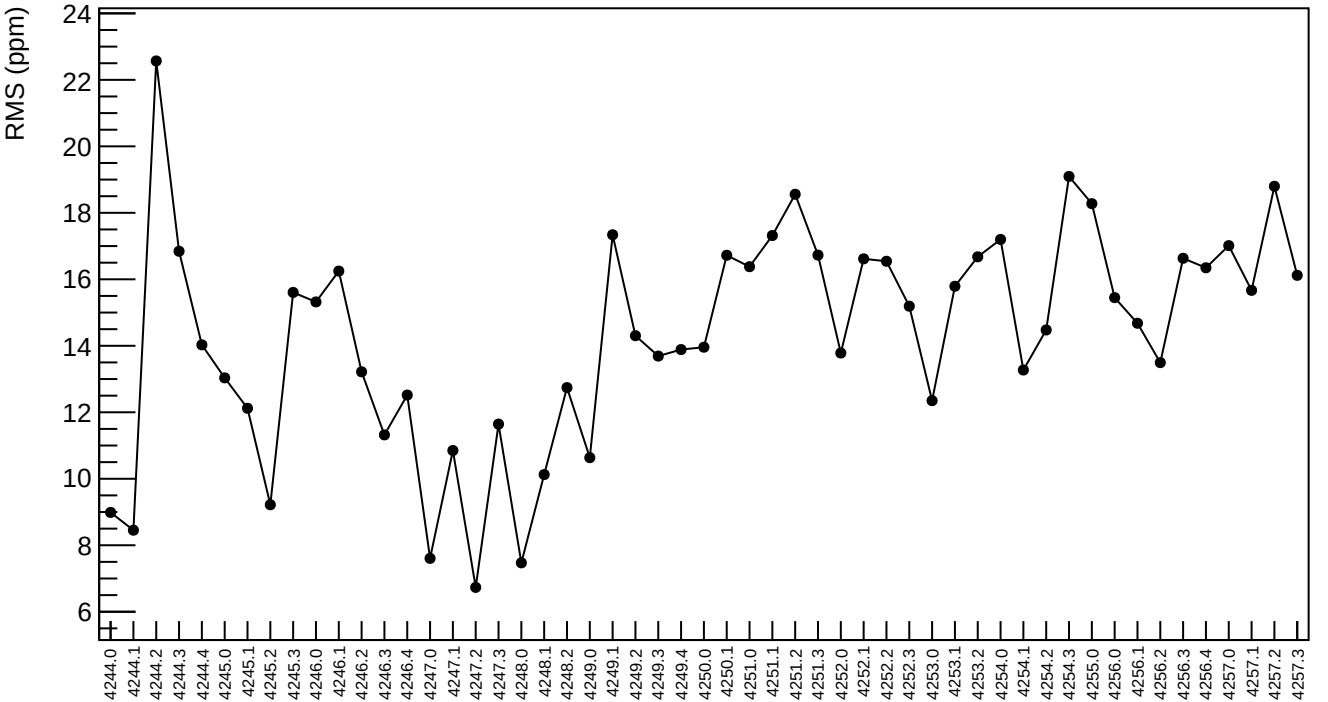

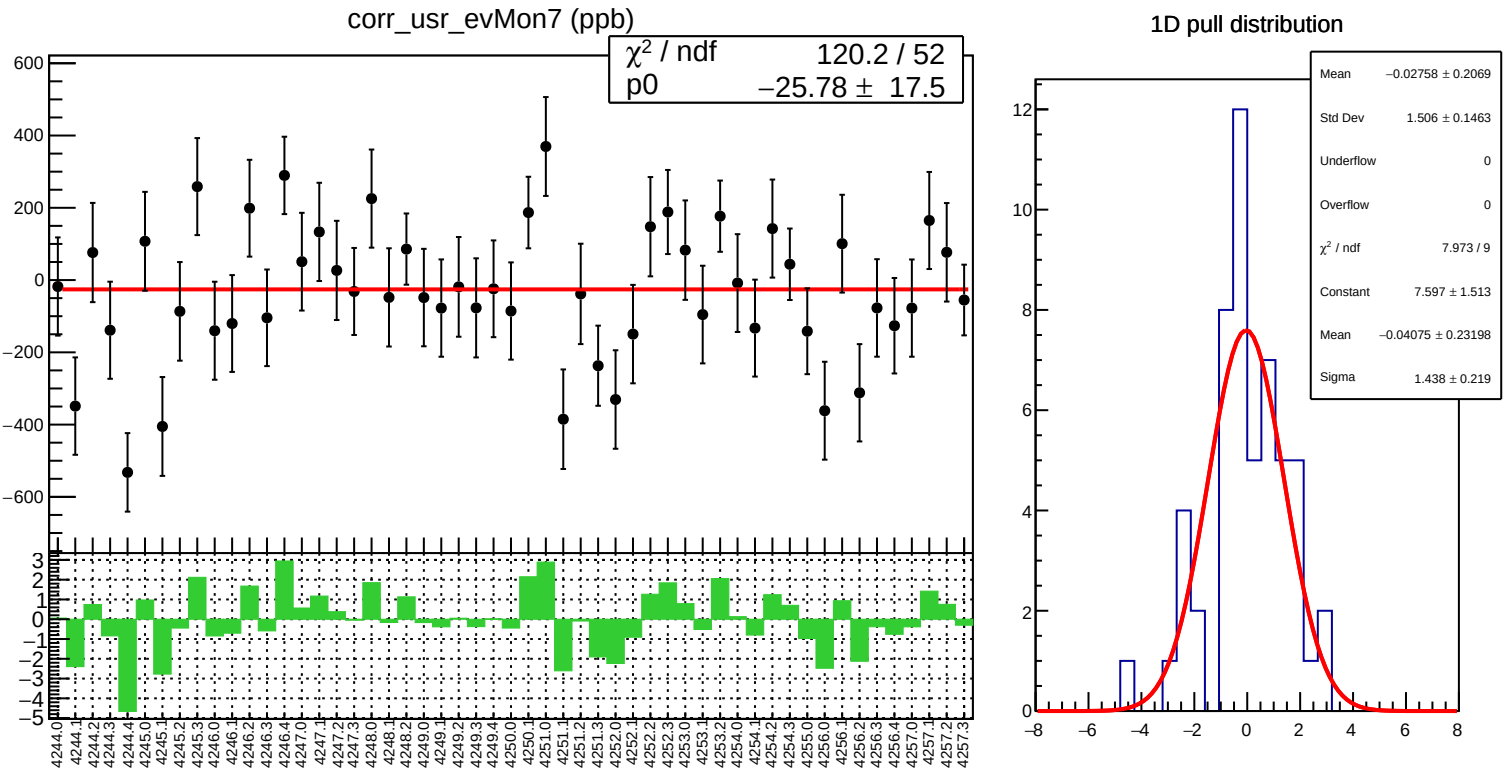
corr_usr_evMon7 (ppb)
χ² / ndf 120.2 / 52
p0 −25.78 ± 17.5
1D pull distribution
Mean −0.02758 ± 0.2069
Std Dev 1.506 ± 0.1463
Underflow 0
Overflow 0
χ² / ndf 7.973 / 9
Constant 7.597 ± 1.513
Mean −0.04075 ± 0.23198
Sigma 1.438 ± 0.219

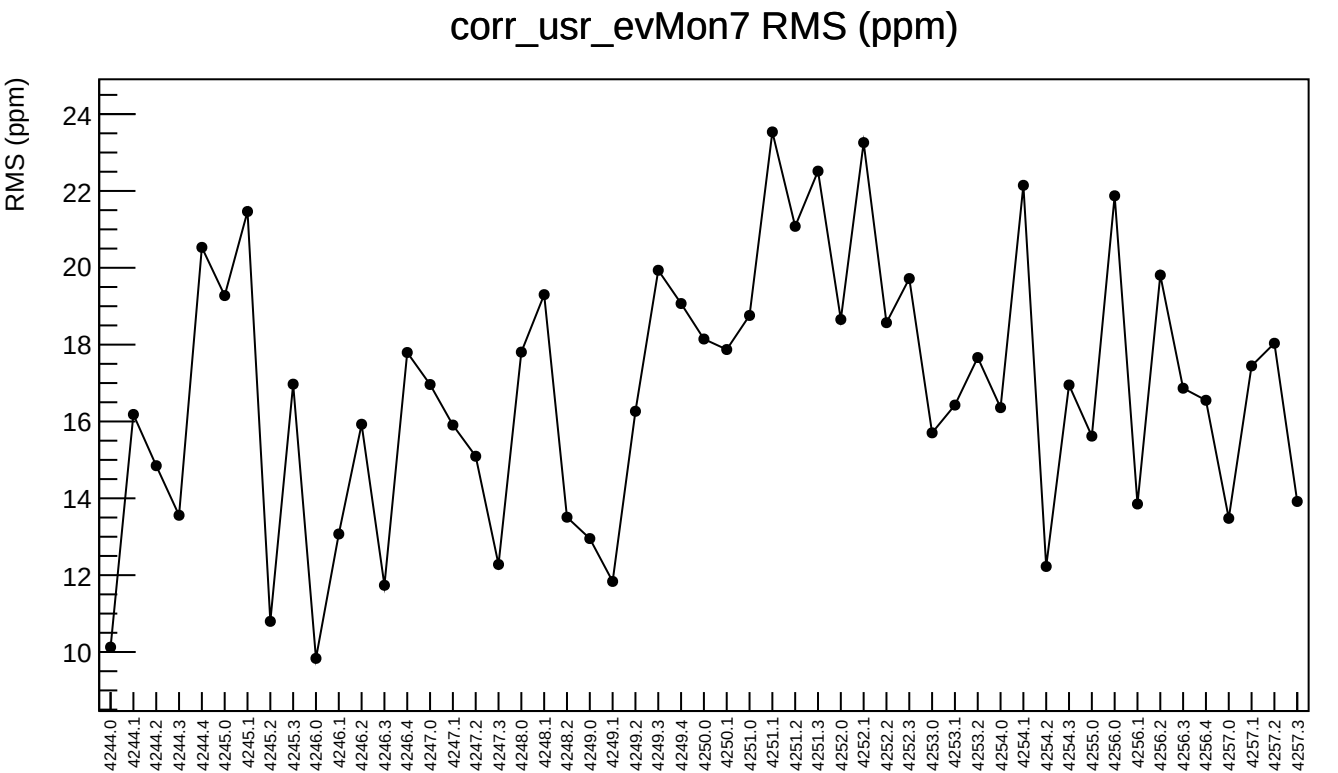
corr_usr_evMon7 RMS (ppm)
RMS (ppm)
24
22
20
18
16
14
12
10
4244.0
4244.1
4244.2
4244.3
4244.4
4245.0
4245.1
4245.2
4245.3
4246.0
4246.1
4246.2
4246.3
4246.4
4247.0
4247.1
4247.2
4247.3
4248.0
4248.1
4248.2
4249.0
4249.1
4249.2
4249.3
4249.4
4250.0
4250.1
4251.0
4251.1
4251.2
4251.3
4252.0
4252.1
4252.2
4252.3
4253.0
4253.1
4253.2
4254.0
4254.1
4254.2
4254.3
4255.0
4256.0
4256.1
4256.2
4256.3
4256.4
4257.0
4257.1
4257.2
4257.3

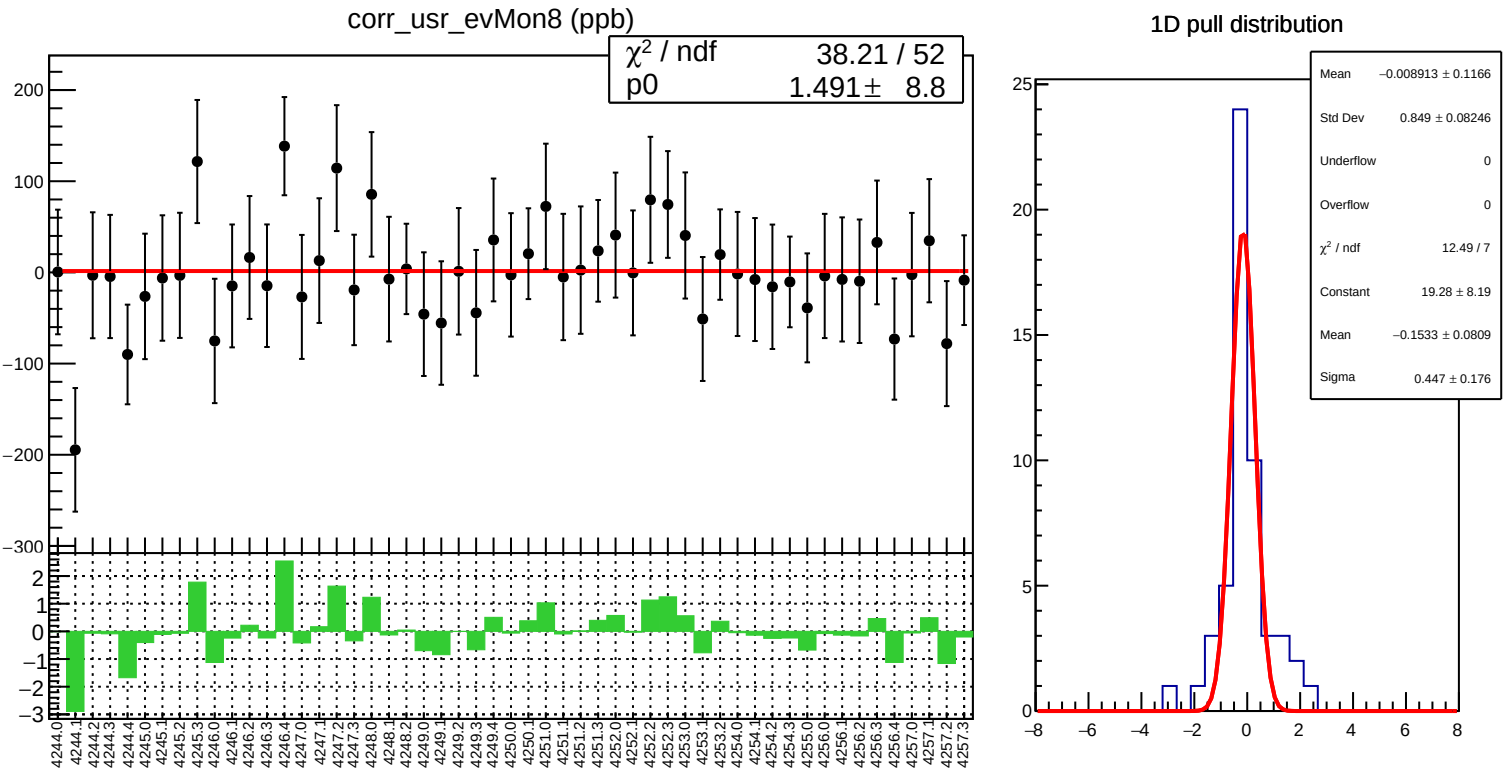
corr_usr_evMon8 (ppb)
χ² / ndf 38.21 / 52
p0 1.491 ± 8.8
1D pull distribution
Mean −0.008913 ± 0.1166
Std Dev 0.849 ± 0.08246
Underflow 0
Overflow 0
χ² / ndf 12.49 / 7
Constant 19.28 ± 8.19
Mean −0.1533 ± 0.0809
Sigma 0.447 ± 0.176

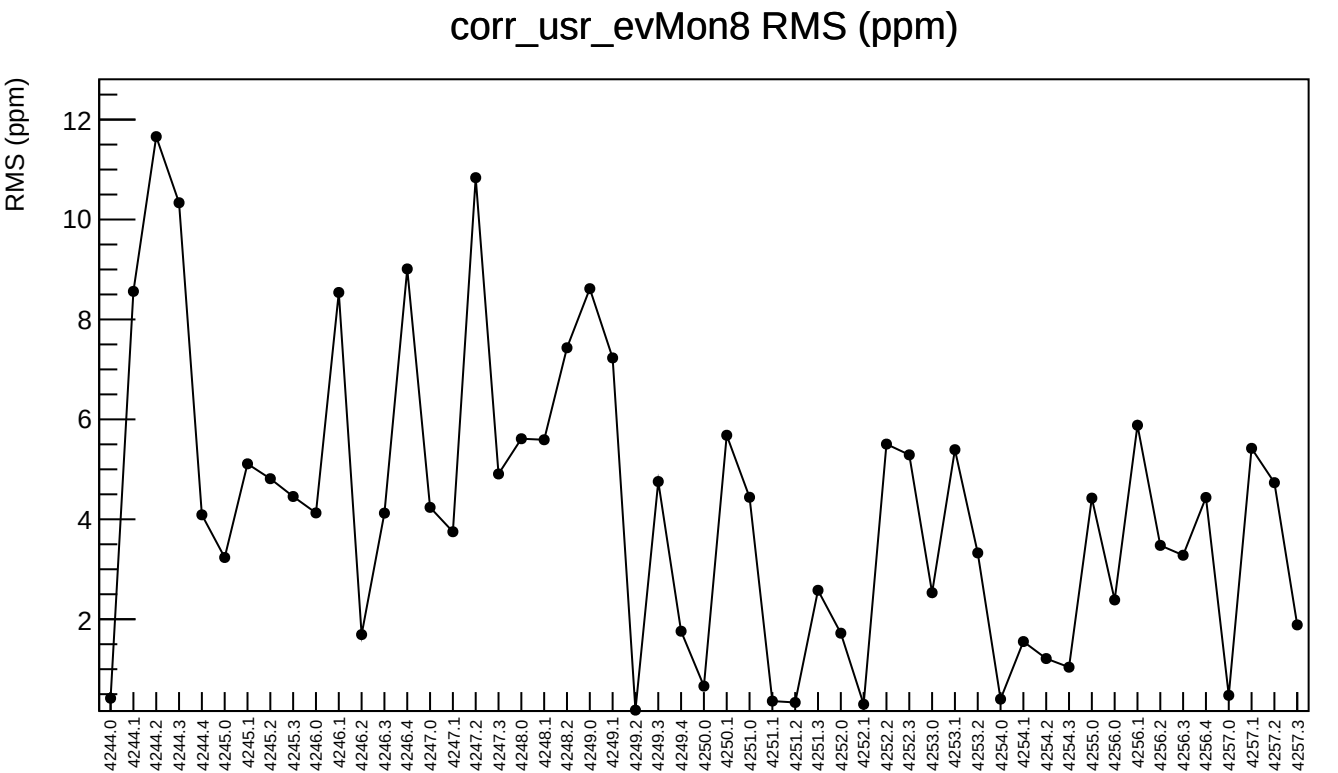
corr_usr_evMon8 RMS (ppm)
RMS (ppm)
12
10
8
6
4
2
4244.0
4244.1
4244.2
4244.3
4244.4
4245.0
4245.1
4245.2
4245.3
4246.0
4246.1
4246.2
4246.3
4246.4
4247.0
4247.1
4247.2
4247.3
4248.0
4248.1
4248.2
4249.0
4249.1
4249.2
4249.3
4249.4
4250.0
4250.1
4251.0
4251.1
4251.2
4251.3
4252.0
4252.1
4252.2
4252.3
4253.0
4253.1
4253.2
4254.0
4254.1
4254.2
4254.3
4255.0
4256.0
4256.1
4256.2
4256.3
4256.4
4257.0
4257.1
4257.2
4257.3

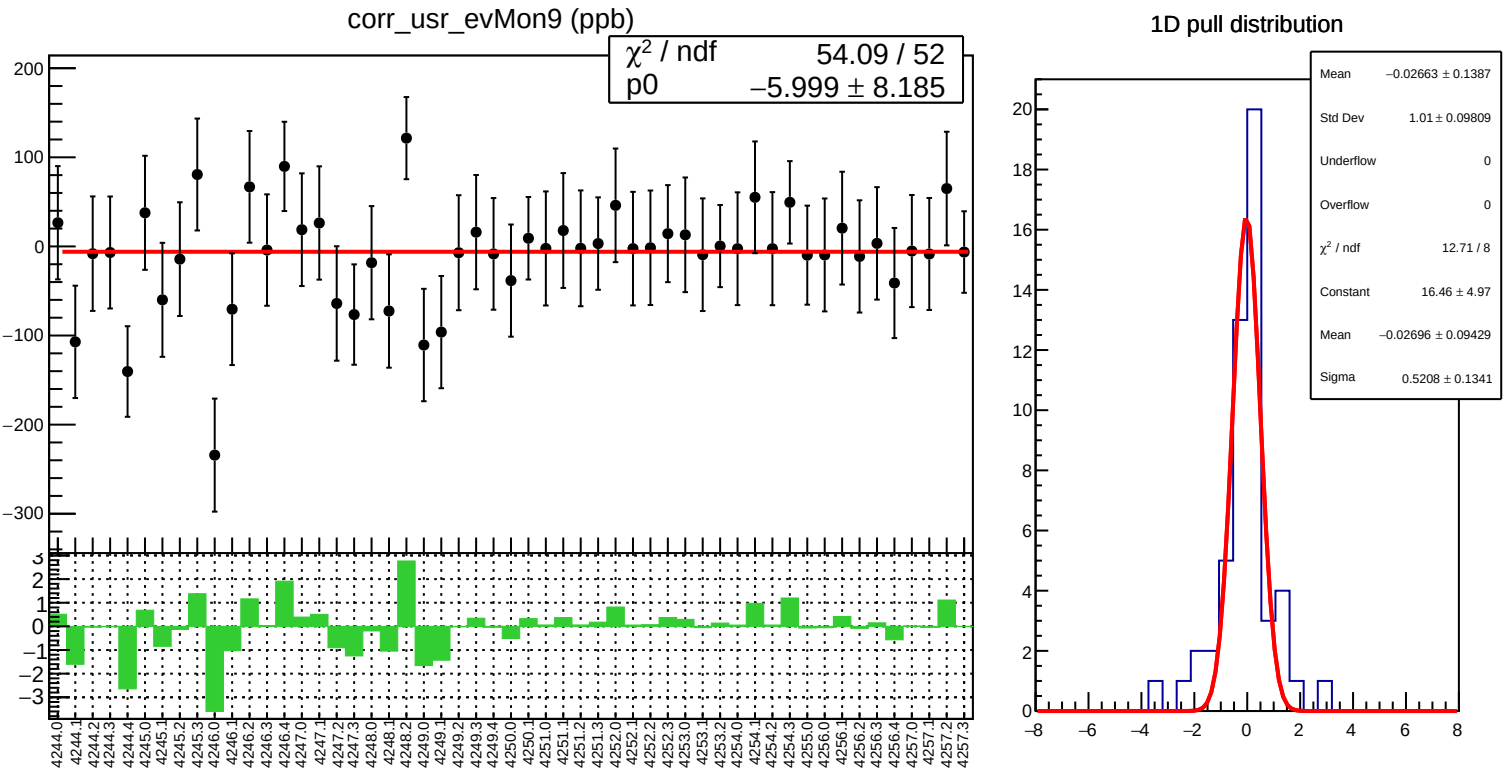
corr_usr_evMon9 (ppb)
χ² / ndf 54.09 / 52
p0 −5.999 ± 8.185
1D pull distribution
Mean −0.02663 ± 0.1387
Std Dev 1.01 ± 0.09809
Underflow 0
Overflow 0
χ² / ndf 12.71 / 8
Constant 16.46 ± 4.97
Mean −0.02696 ± 0.09429
Sigma 0.5208 ± 0.1341

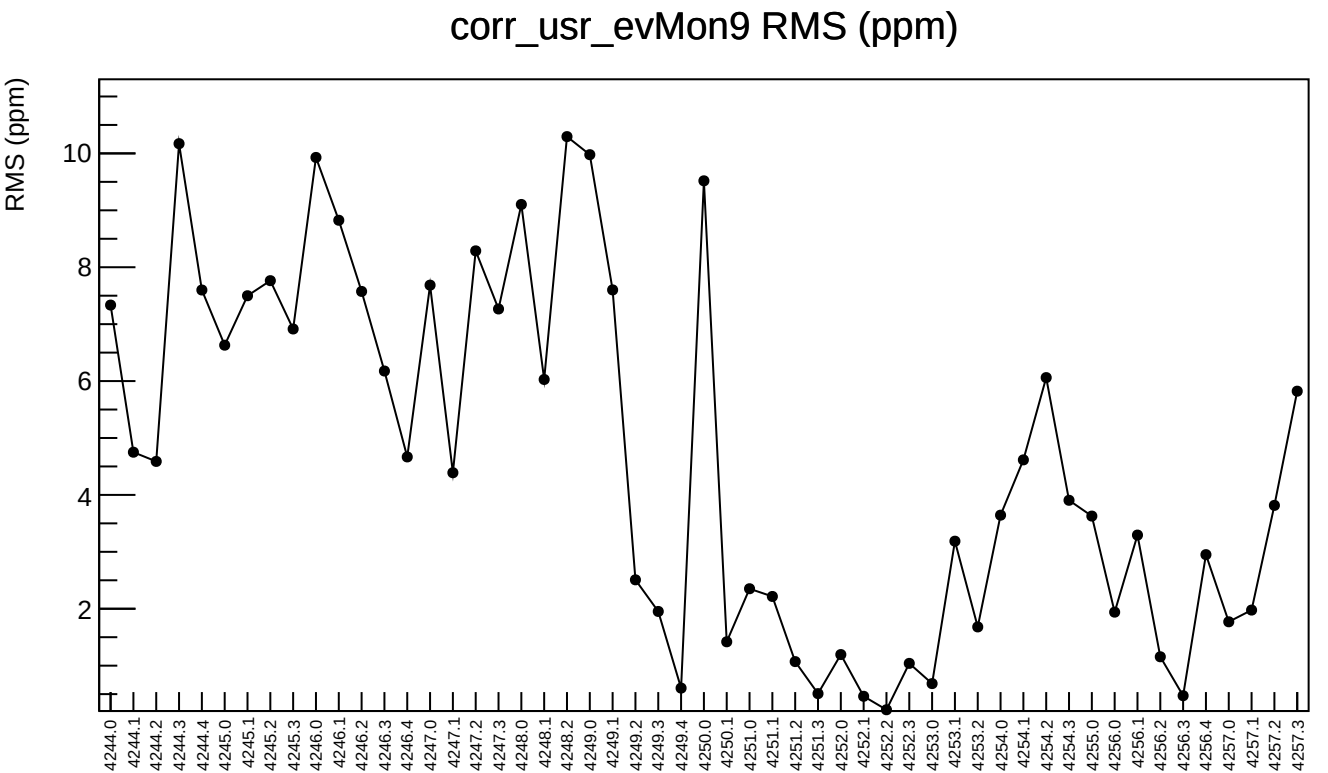
corr_usr_evMon9 RMS (ppm)
RMS (ppm)
10
8
6
4
2
4244.0
4244.1
4244.2
4244.3
4244.4
4245.0
4245.1
4245.2
4245.3
4246.0
4246.1
4246.2
4246.3
4246.4
4247.0
4247.1
4247.2
4247.3
4248.0
4248.1
4248.2
4249.0
4249.1
4249.2
4249.3
4249.4
4250.0
4250.1
4251.0
4251.1
4251.2
4251.3
4252.0
4252.1
4252.2
4252.3
4253.0
4253.1
4253.2
4254.0
4254.1
4254.2
4254.3
4255.0
4256.0
4256.1
4256.2
4256.3
4256.4
4257.0
4257.1
4257.2
4257.3

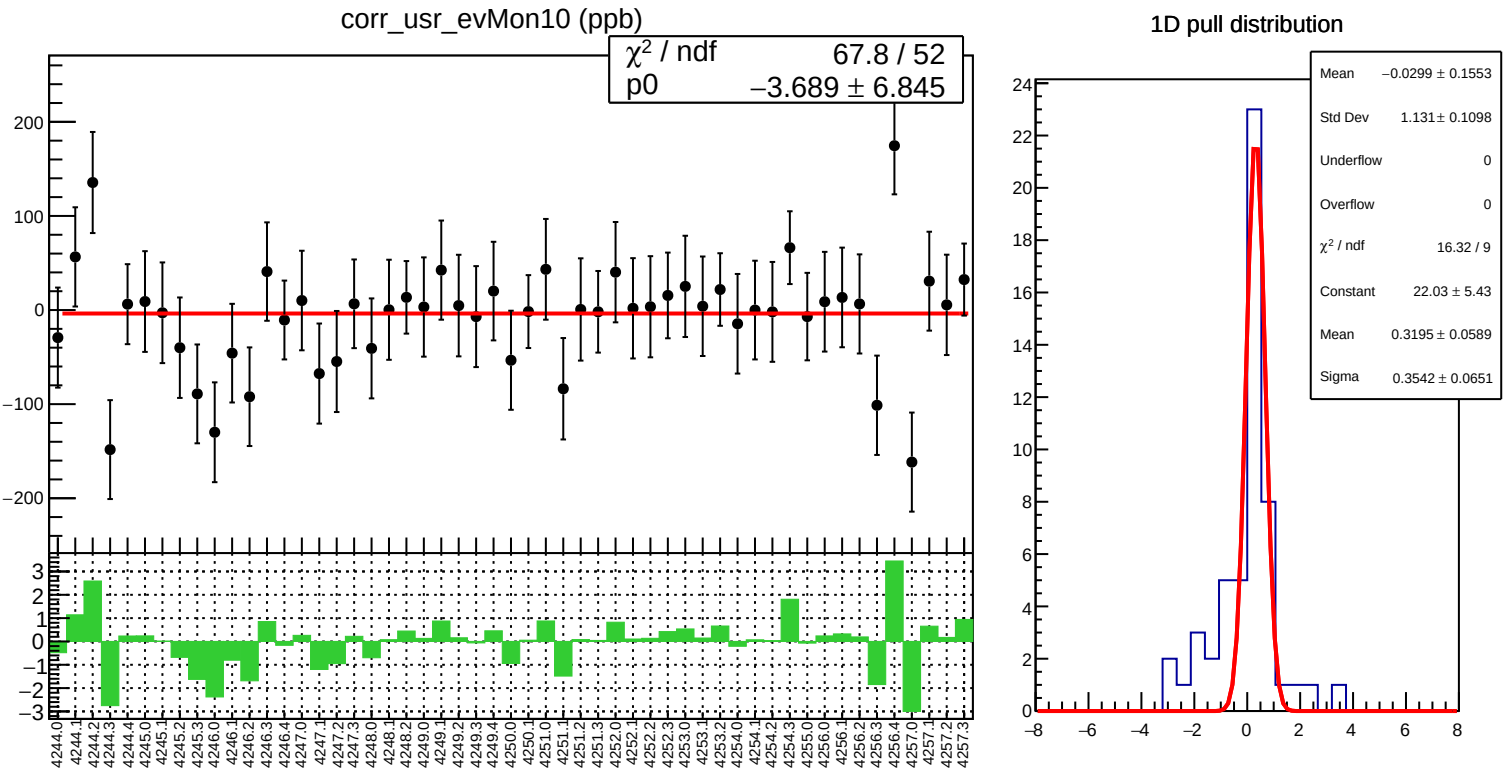
corr_usr_evMon10 (ppb)
χ² / ndf 67.8 / 52
p0 −3.689 ± 6.845
1D pull distribution
Mean −0.0299 ± 0.1553
Std Dev 1.131 ± 0.1098
Underflow 0
Overflow 0
χ² / ndf 16.32 / 9
Constant 22.03 ± 5.43
Mean 0.3195 ± 0.0589
Sigma 0.3542 ± 0.0651

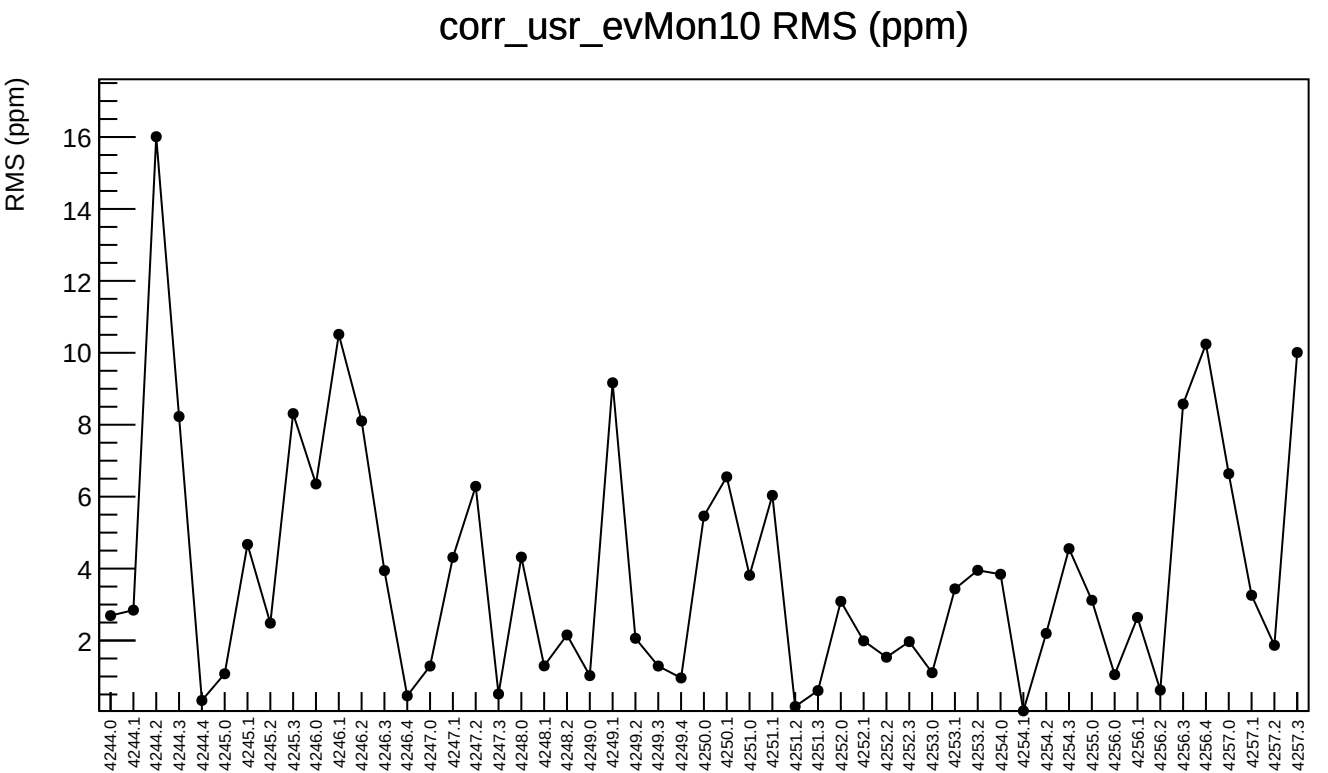
corr_usr_evMon10 RMS (ppm)
RMS (ppm)
16
14
12
10
8
6
4
2
4244.0
4244.1
4244.2
4244.3
4244.4
4245.0
4245.1
4245.2
4245.3
4246.0
4246.1
4246.2
4246.3
4246.4
4247.0
4247.1
4247.2
4247.3
4248.0
4248.1
4248.2
4249.0
4249.1
4249.2
4249.3
4249.4
4250.0
4250.1
4251.0
4251.1
4251.2
4251.3
4252.0
4252.1
4252.2
4252.3
4253.0
4253.1
4253.2
4254.0
4254.1
4254.2
4254.3
4255.0
4256.0
4256.1
4256.2
4256.3
4256.4
4257.0
4257.1
4257.2
4257.3

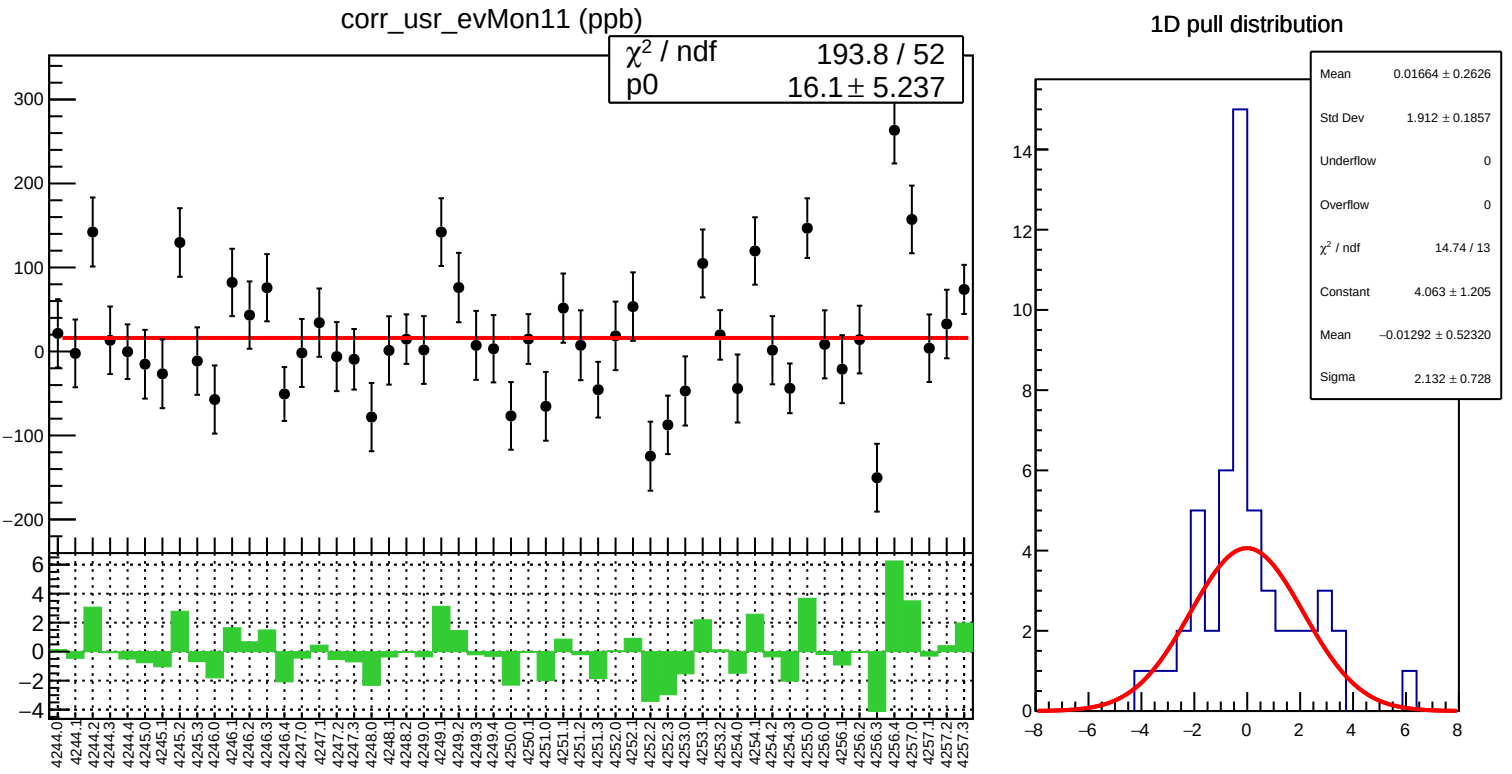
corr_usr_evMon11 (ppb)
χ² / ndf 193.8 / 52
p0 16.1 ± 5.237
1D pull distribution
Mean 0.01664 ± 0.2626
Std Dev 1.912 ± 0.1857
Underflow 0
Overflow 0
χ² / ndf 14.74 / 13
Constant 4.063 ± 1.205
Mean −0.01292 ± 0.52320
Sigma 2.132 ± 0.728
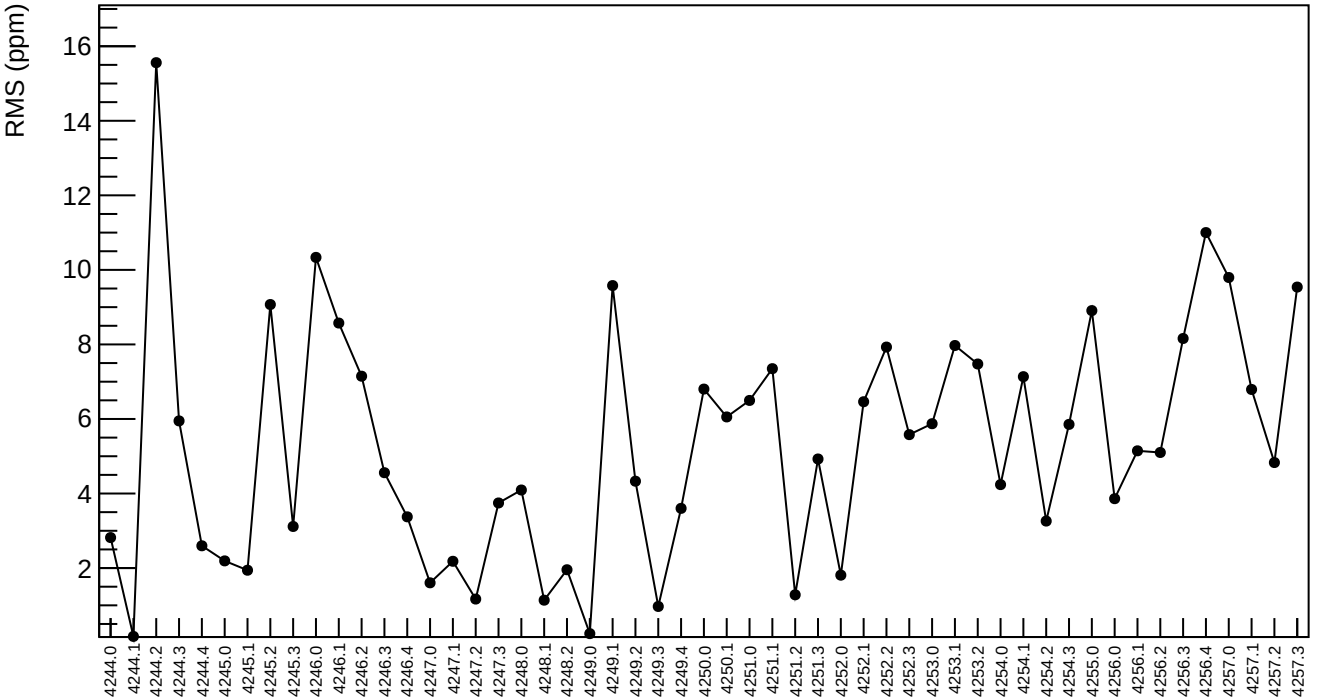
corr_usr_evMon11 RMS (ppm)