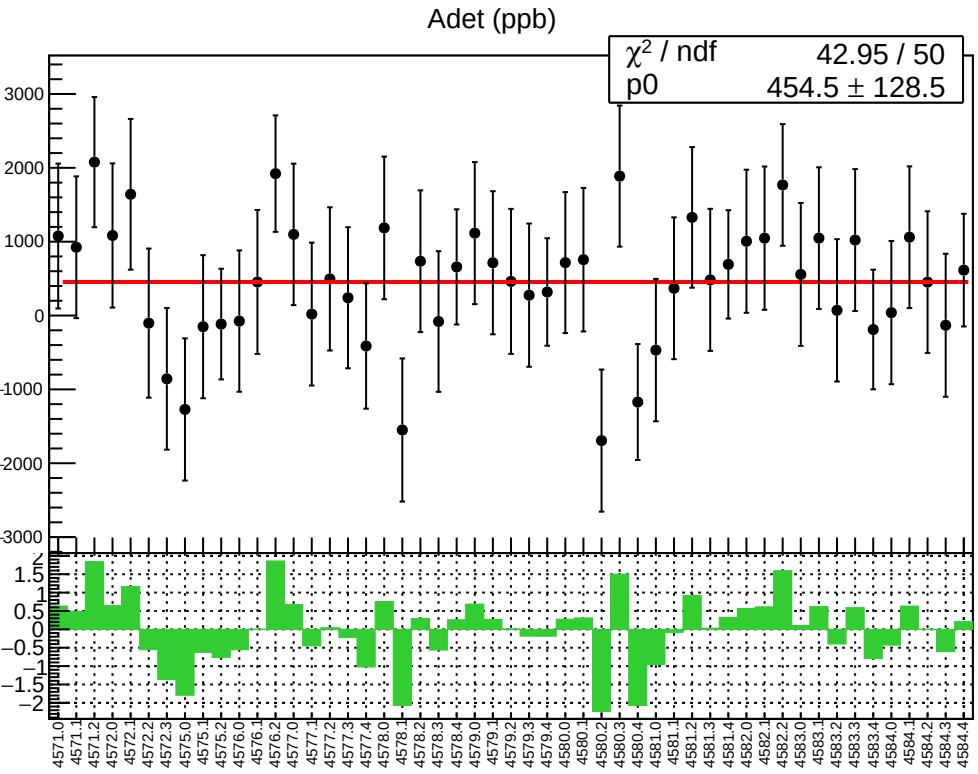
Adet (ppb)
χ² / ndf 42.95 / 50
p0 454.5 ± 128.5
3000
2000
1000
0
-1000
-2000
-3000
2
1.5
1
0.5
0
−0.5
−1
−1.5
−2
4571.0
4571.1
4571.2
4572.0
4572.1
4572.2
4572.3
4575.0
4575.1
4575.2
4576.0
4576.1
4576.2
4577.0
4577.1
4577.2
4577.3
4577.4
4578.0
4578.1
4578.2
4578.3
4578.4
4579.0
4579.1
4579.2
4579.3
4579.4
4580.0
4580.1
4580.2
4580.3
4580.4
4581.0
4581.1
4581.2
4581.3
4581.4
4582.0
4582.1
4582.2
4583.0
4583.1
4583.2
4583.3
4583.4
4584.0
4584.1
4584.2
4584.3
4584.4

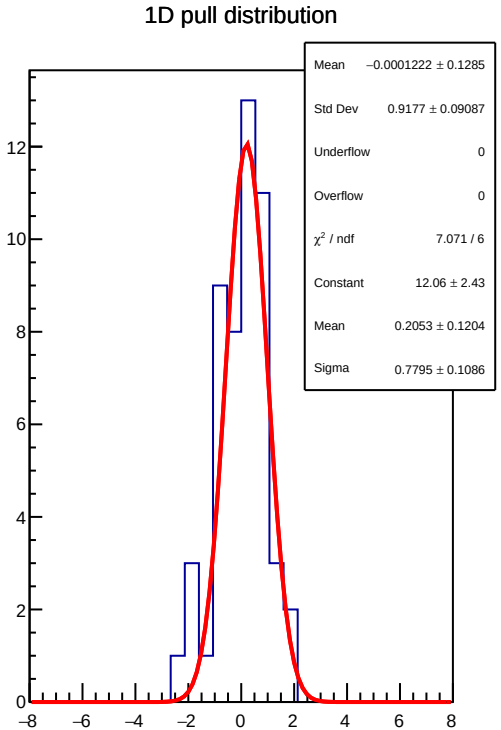
1D pull distribution
Mean −0.0001222 ± 0.1285
Std Dev 0.9177 ± 0.09087
Underflow 0
Overflow 0
χ² / ndf 7.071 / 6
Constant 12.06 ± 2.43
Mean 0.2053 ± 0.1204
Sigma 0.7795 ± 0.1086
12
10
8
6
4
2
0
−8
−6
−4
−2
0
2
4
6
8

Adet RMS (ppm)

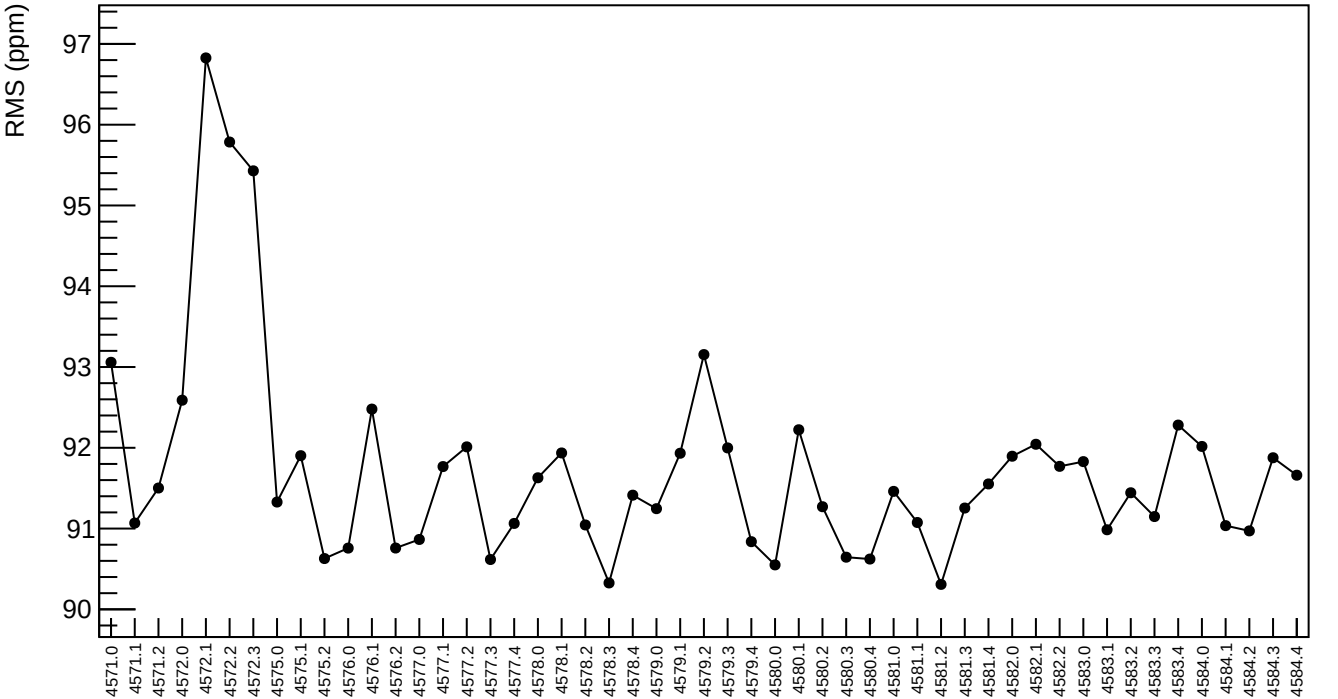
RMS (ppm)
97
96
95
94
93
92
91
90
4571.0
4571.1
4571.2
4572.0
4572.1
4572.2
4572.3
4575.0
4575.1
4575.2
4576.0
4576.1
4576.2
4577.0
4577.1
4577.2
4577.3
4577.4
4578.0
4578.1
4578.2
4578.3
4578.4
4579.0
4579.1
4579.2
4579.3
4579.4
4580.0
4580.1
4580.2
4580.3
4580.4
4581.0
4581.1
4581.2
4581.3
4581.4
4582.0
4582.1
4582.2
4583.0
4583.1
4583.2
4583.3
4583.4
4584.0
4584.1
4584.2
4584.3
4584.4

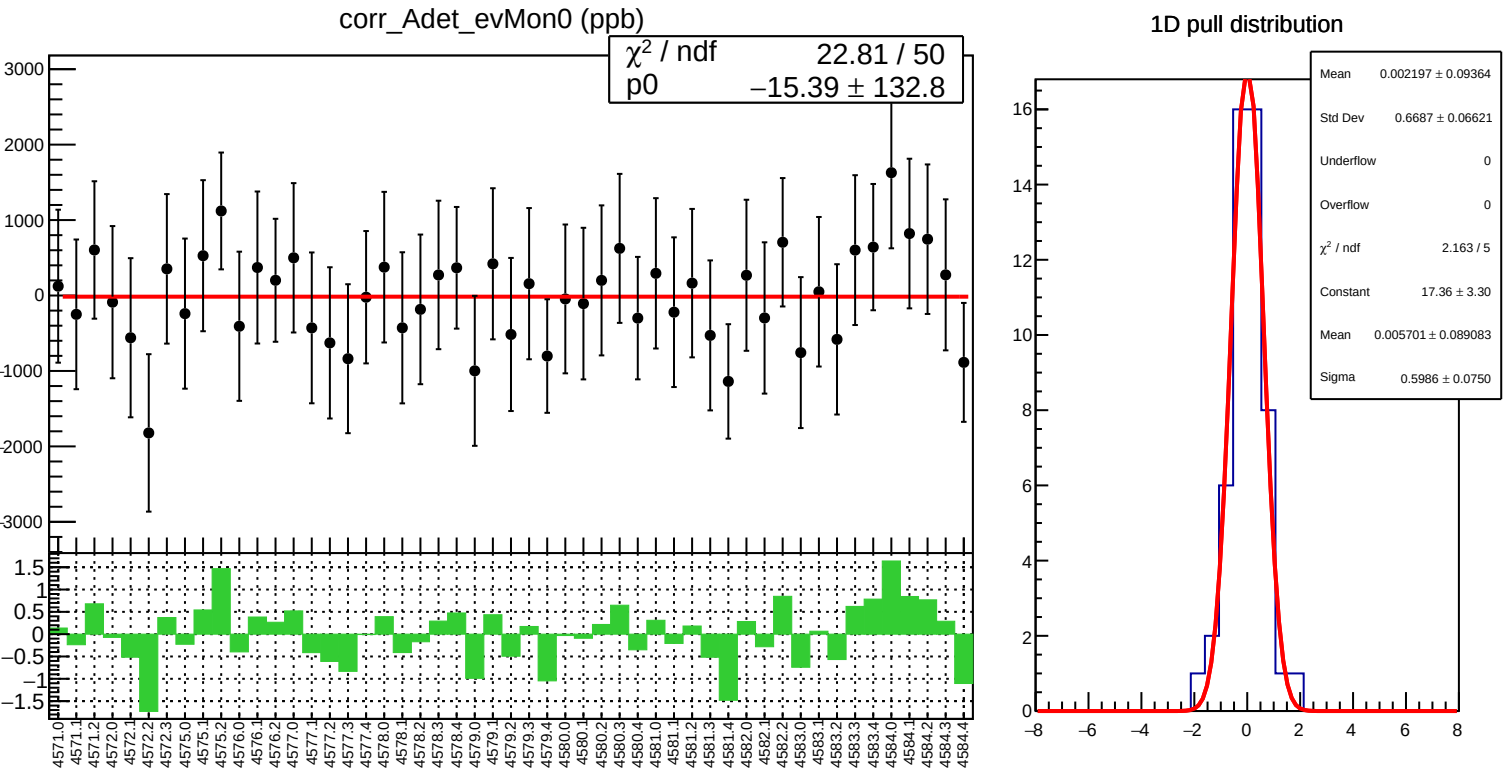
corr_Adet_evMon0 (ppb)
χ² / ndf 22.81 / 50
p0 −15.39 ± 132.8
1D pull distribution
Mean 0.002197 ± 0.09364
Std Dev 0.6687 ± 0.06621
Underflow 0
Overflow 0
χ² / ndf 2.163 / 5
Constant 17.36 ± 3.30
Mean 0.005701 ± 0.089083
Sigma 0.5986 ± 0.0750

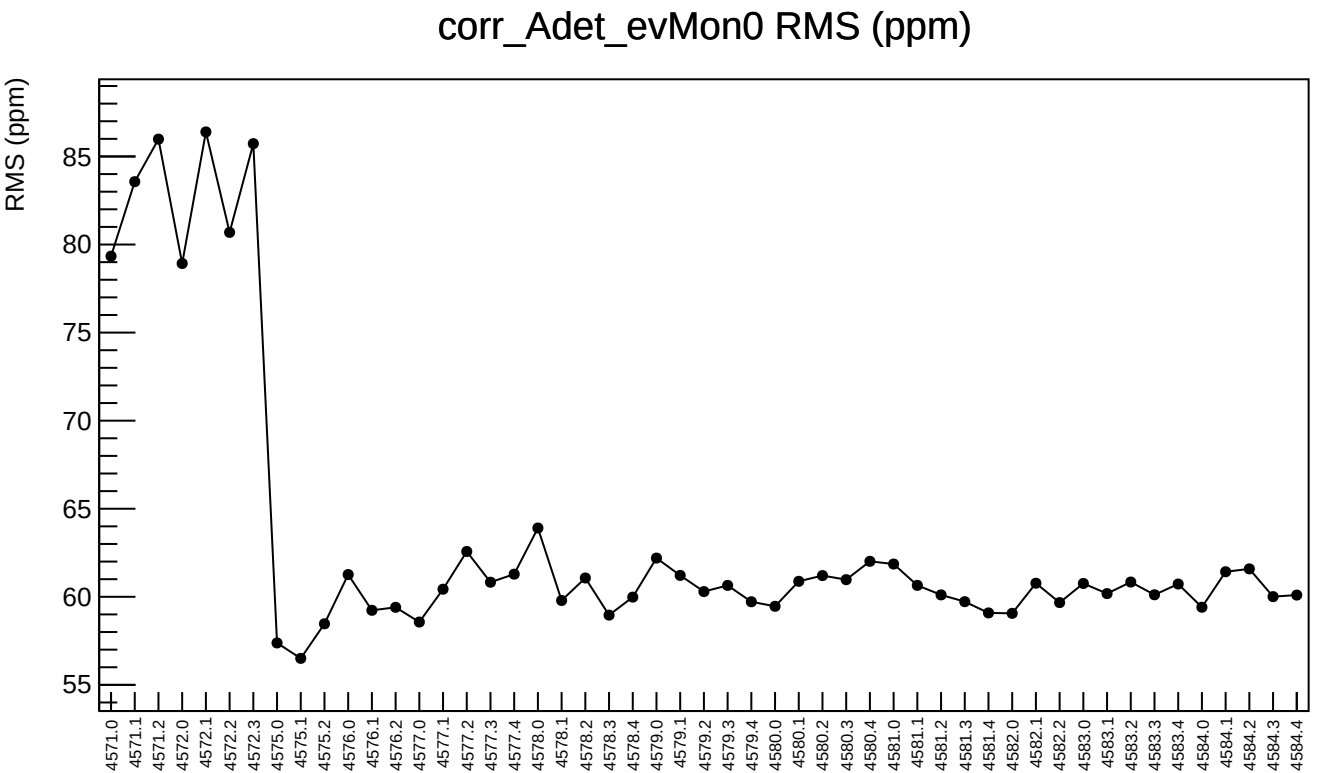
corr_Adet_evMon0 RMS (ppm)
RMS (ppm)
85
80
75
70
65
60
55
4571.0
4571.1
4571.2
4572.0
4572.1
4572.2
4572.3
4575.0
4575.1
4575.2
4576.0
4576.1
4576.2
4577.0
4577.1
4577.2
4577.3
4577.4
4578.0
4578.1
4578.2
4578.3
4578.4
4579.0
4579.1
4579.2
4579.3
4579.4
4580.0
4580.1
4580.2
4580.3
4580.4
4581.0
4581.1
4581.2
4581.3
4581.4
4582.0
4582.1
4582.2
4583.0
4583.1
4583.2
4583.3
4583.4
4584.0
4584.1
4584.2
4584.3
4584.4

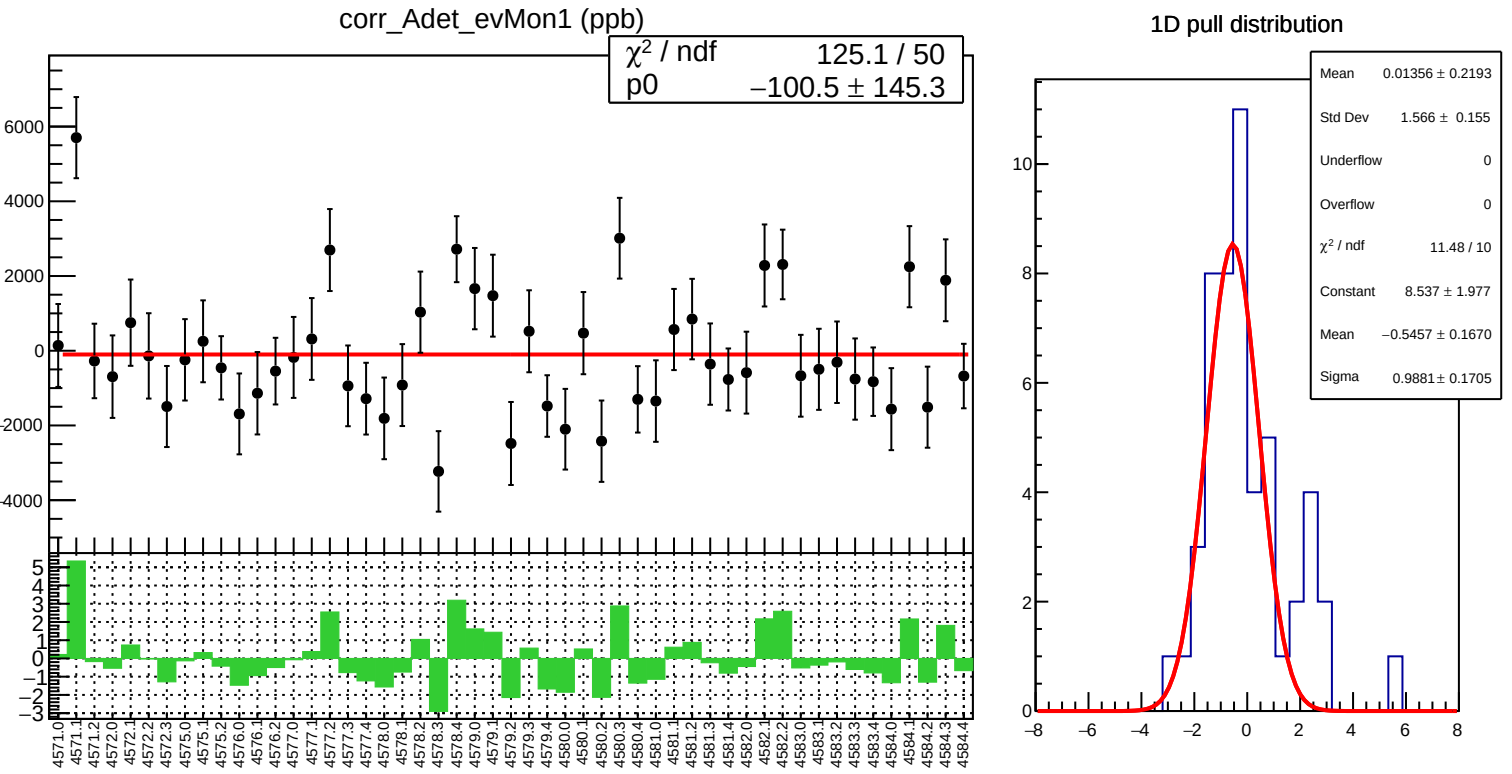
corr_Adet_evMon1 (ppb)
χ² / ndf 125.1 / 50
p0 −100.5 ± 145.3
1D pull distribution
Mean 0.01356 ± 0.2193
Std Dev 1.566 ± 0.155
Underflow 0
Overflow 0
χ² / ndf 11.48 / 10
Constant 8.537 ± 1.977
Mean −0.5457 ± 0.1670
Sigma 0.9881 ± 0.1705

corr_Adet_evMon1 RMS (ppm)

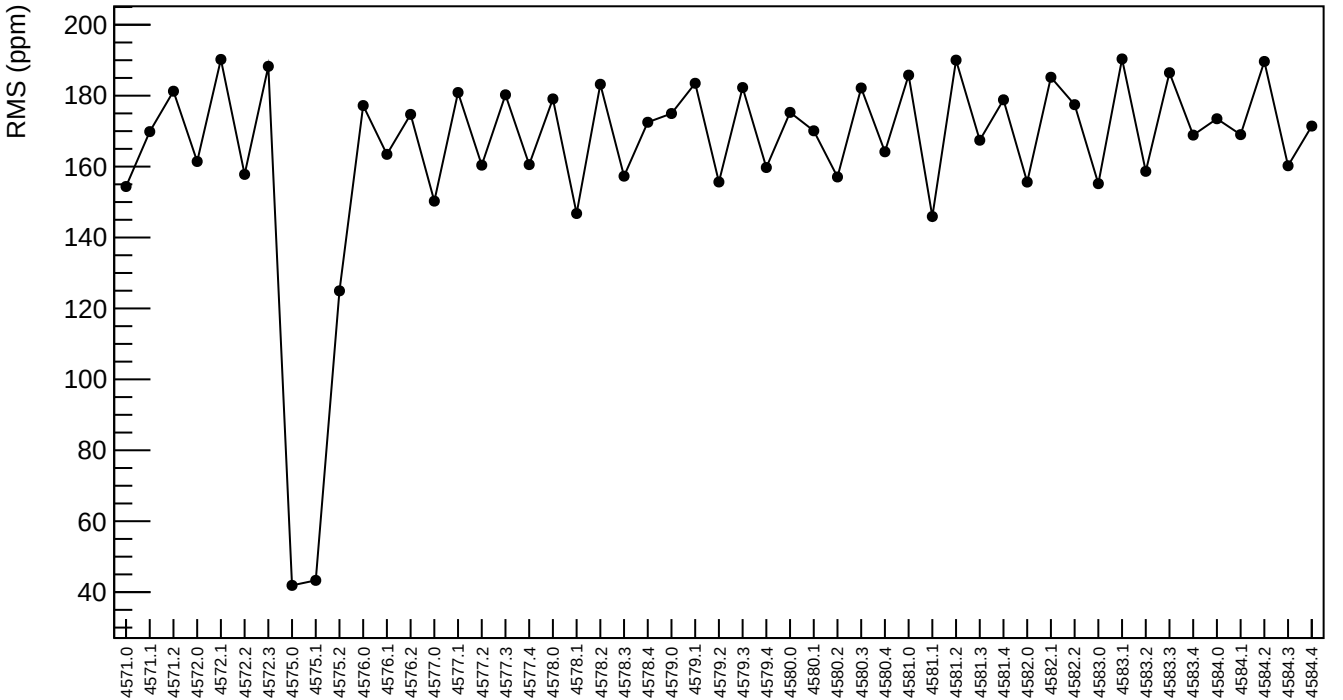

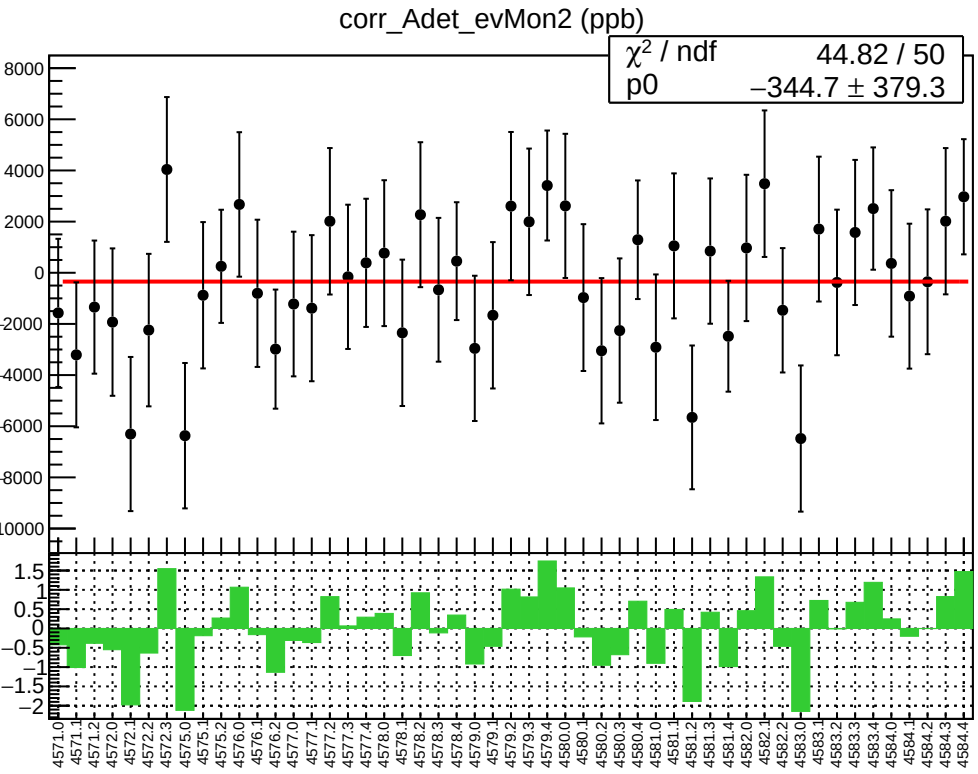
corr_Adet_evMon2 (ppb)
χ² / ndf 44.82 / 50
p0 −344.7 ± 379.3

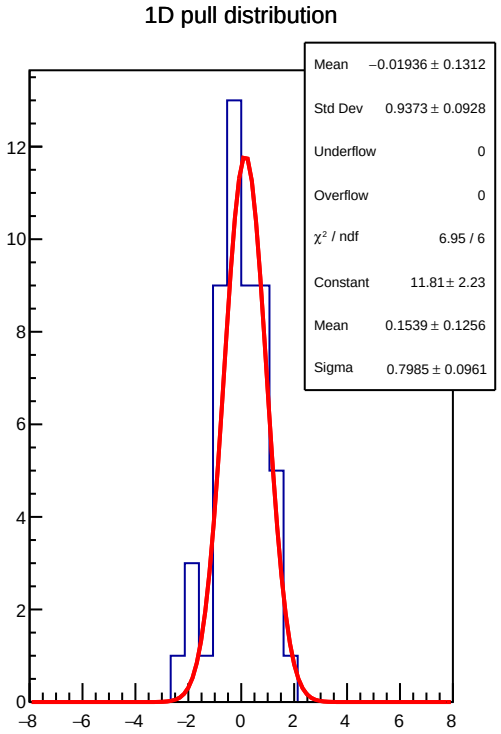
1D pull distribution
Mean −0.01936 ± 0.1312
Std Dev 0.9373 ± 0.0928
Underflow 0
Overflow 0
χ² / ndf 6.95 / 6
Constant 11.81 ± 2.23
Mean 0.1539 ± 0.1256
Sigma 0.7985 ± 0.0961

corr_Adet_evMon2 RMS (ppm)

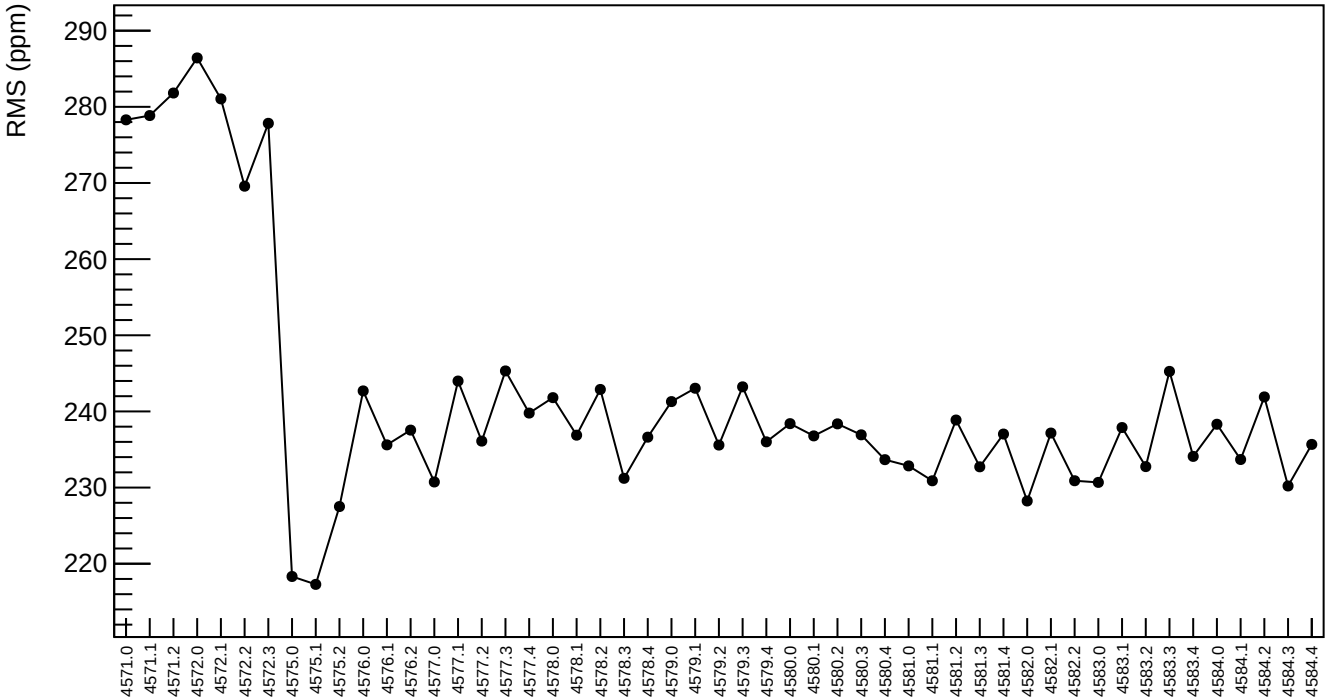

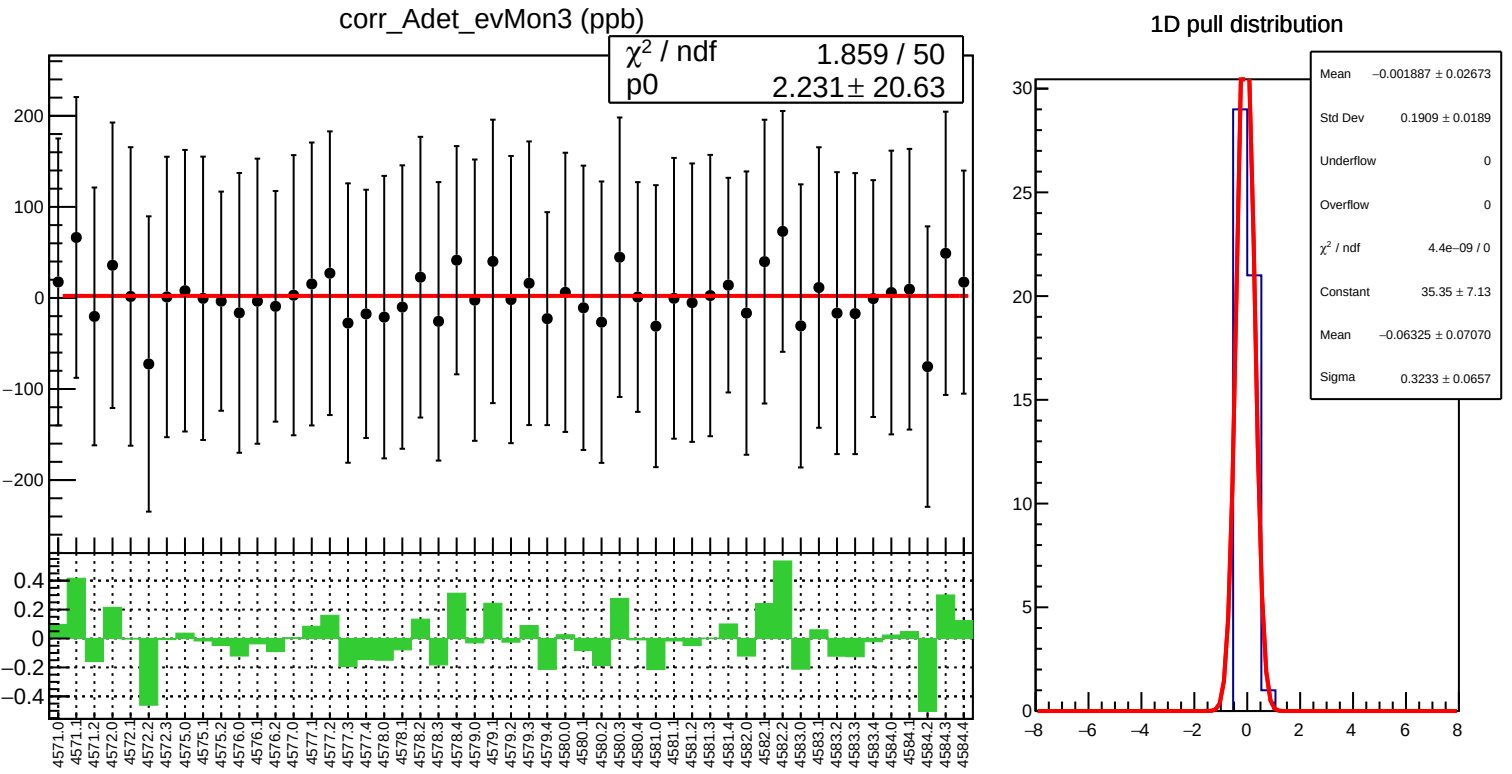
corr_Adet_evMon3 (ppb)
χ² / ndf 1.859 / 50
p0 2.231 ± 20.63
1D pull distribution
Mean −0.001887 ± 0.02673
Std Dev 0.1909 ± 0.0189
Underflow 0
Overflow 0
χ² / ndf 4.4e−09 / 0
Constant 35.35 ± 7.13
Mean −0.06325 ± 0.07070
Sigma 0.3233 ± 0.0657

corr_Adet_evMon3 RMS (ppm)

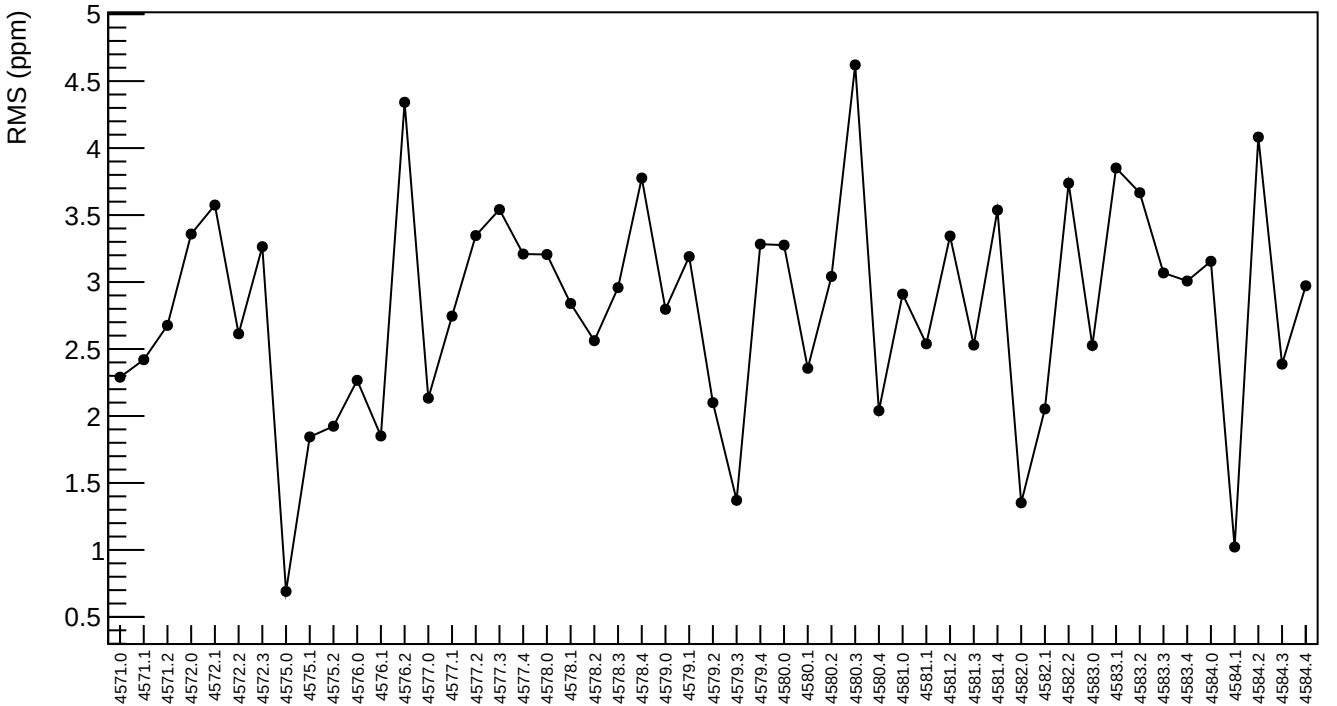

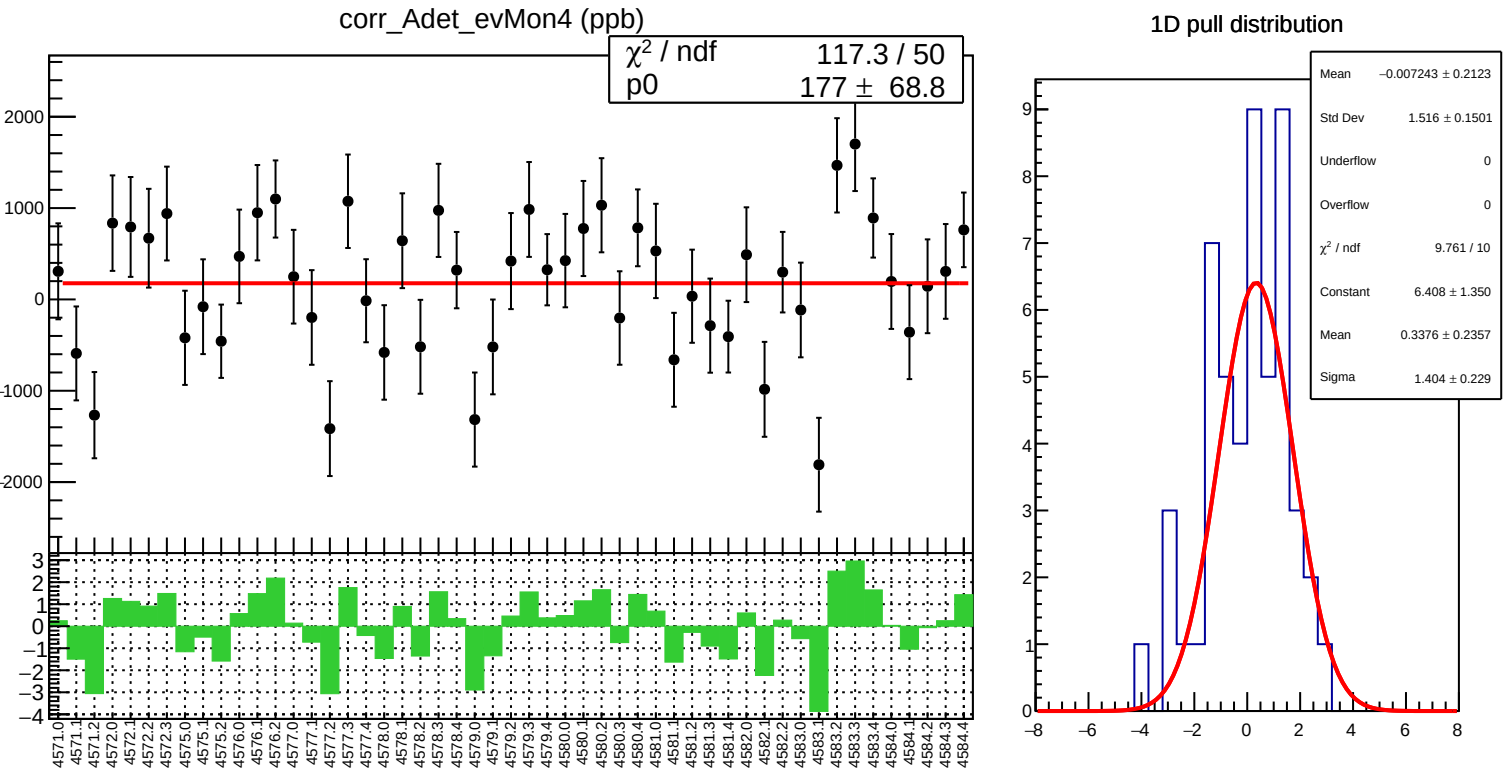
corr_Adet_evMon4 (ppb)
χ² / ndf 117.3 / 50
p0 177 ± 68.8
1D pull distribution
Mean −0.007243 ± 0.2123
Std Dev 1.516 ± 0.1501
Underflow 0
Overflow 0
χ² / ndf 9.761 / 10
Constant 6.408 ± 1.350
Mean 0.3376 ± 0.2357
Sigma 1.404 ± 0.229

corr_Adet_evMon4 RMS (ppm)

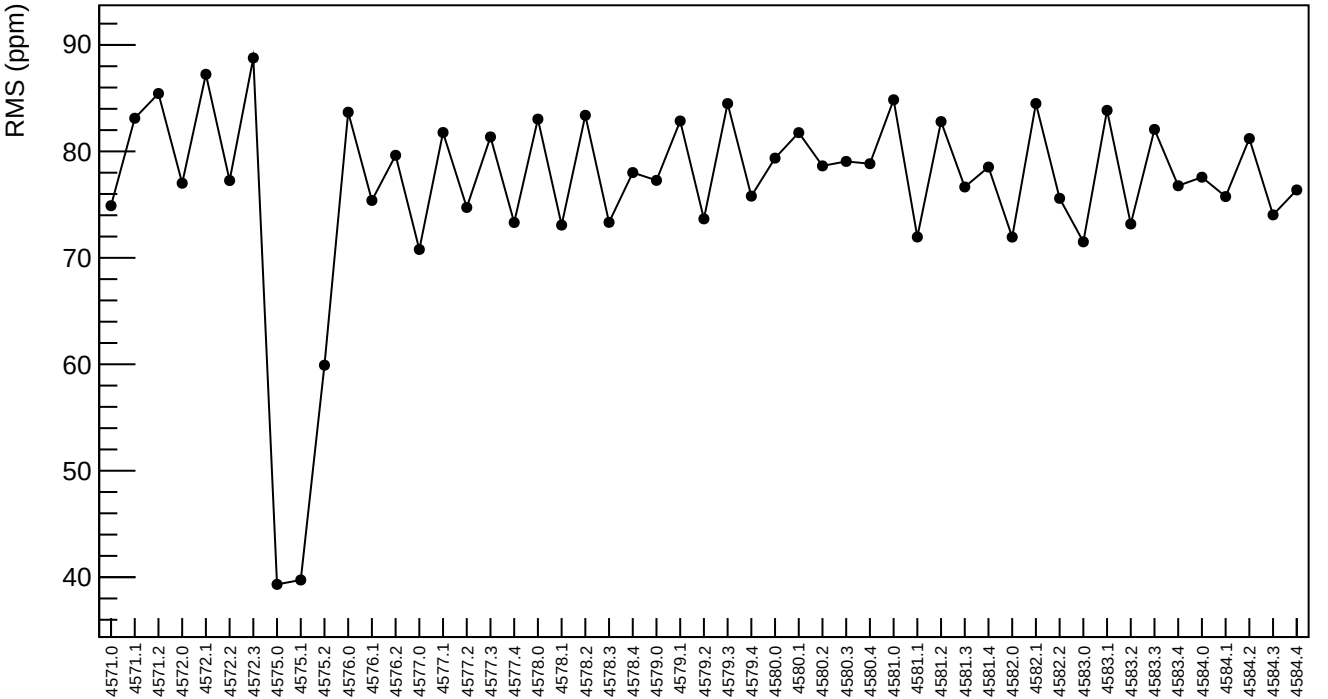

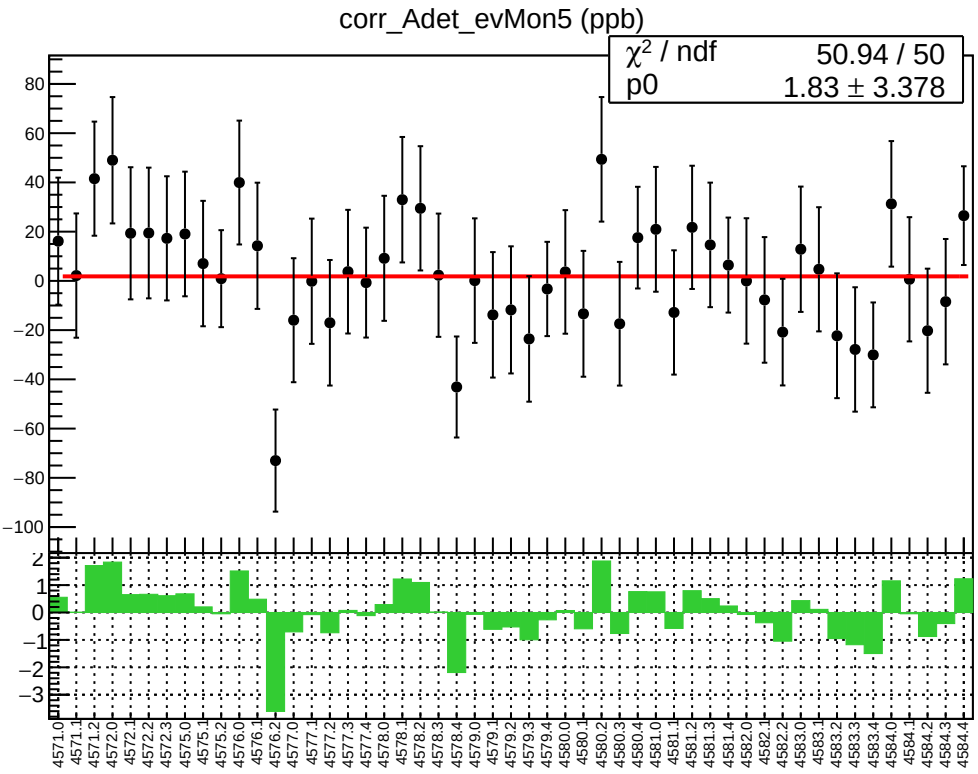
corr_Adet_evMon5 (ppb)
χ² / ndf 50.94 / 50
p0 1.83 ± 3.378

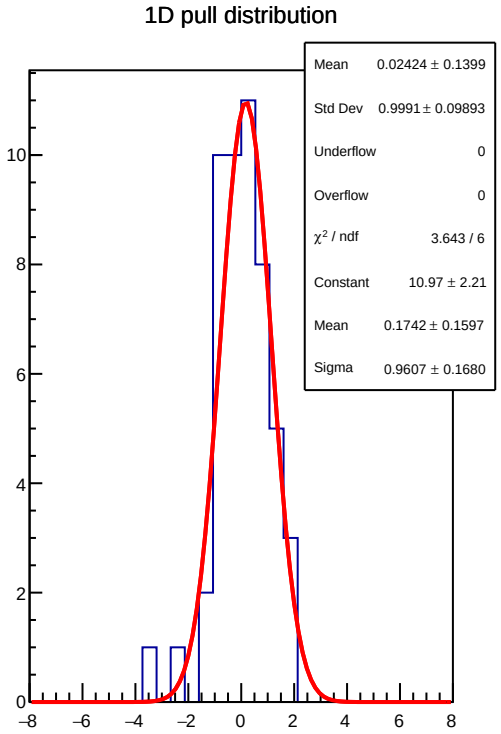
1D pull distribution
Mean 0.02424 ± 0.1399
Std Dev 0.9991 ± 0.09893
Underflow 0
Overflow 0
χ² / ndf 3.643 / 6
Constant 10.97 ± 2.21
Mean 0.1742 ± 0.1597
Sigma 0.9607 ± 0.1680

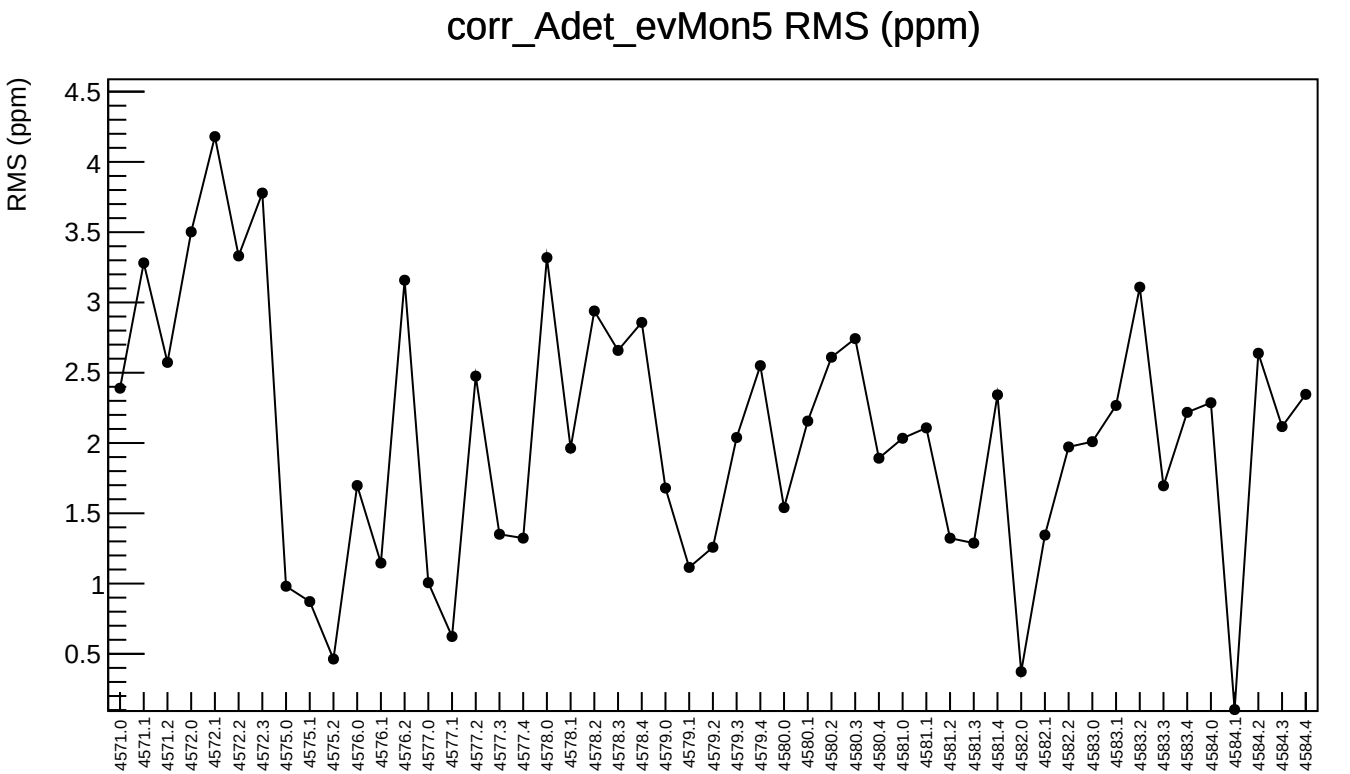
corr_Adet_evMon5 RMS (ppm)
RMS (ppm)
4.5
4
3.5
3
2.5
2
1.5
1
0.5
4571.0
4571.1
4571.2
4572.0
4572.1
4572.2
4572.3
4575.0
4575.1
4575.2
4576.0
4576.1
4576.2
4577.0
4577.1
4577.2
4577.3
4577.4
4578.0
4578.1
4578.2
4578.3
4578.4
4579.0
4579.1
4579.2
4579.3
4579.4
4580.0
4580.1
4580.2
4580.3
4580.4
4581.0
4581.1
4581.2
4581.3
4581.4
4582.0
4582.1
4582.2
4583.0
4583.1
4583.2
4583.3
4583.4
4584.0
4584.1
4584.2
4584.3
4584.4

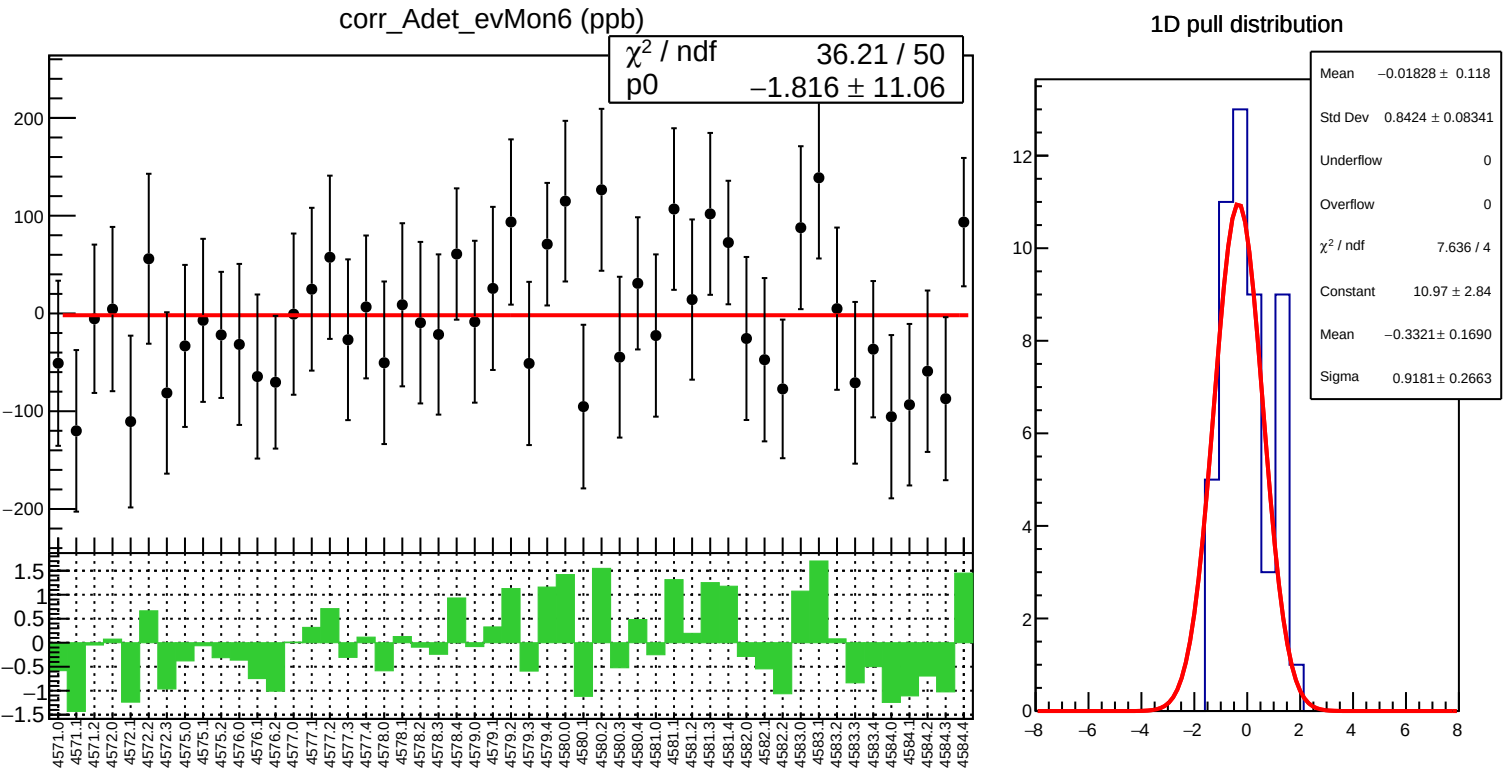
corr_Adet_evMon6 (ppb)
χ² / ndf 36.21 / 50
p0 −1.816 ± 11.06
1D pull distribution
Mean −0.01828 ± 0.118
Std Dev 0.8424 ± 0.08341
Underflow 0
Overflow 0
χ² / ndf 7.636 / 4
Constant 10.97 ± 2.84
Mean −0.3321 ± 0.1690
Sigma 0.9181 ± 0.2663

corr_Adet_evMon6 RMS (ppm)

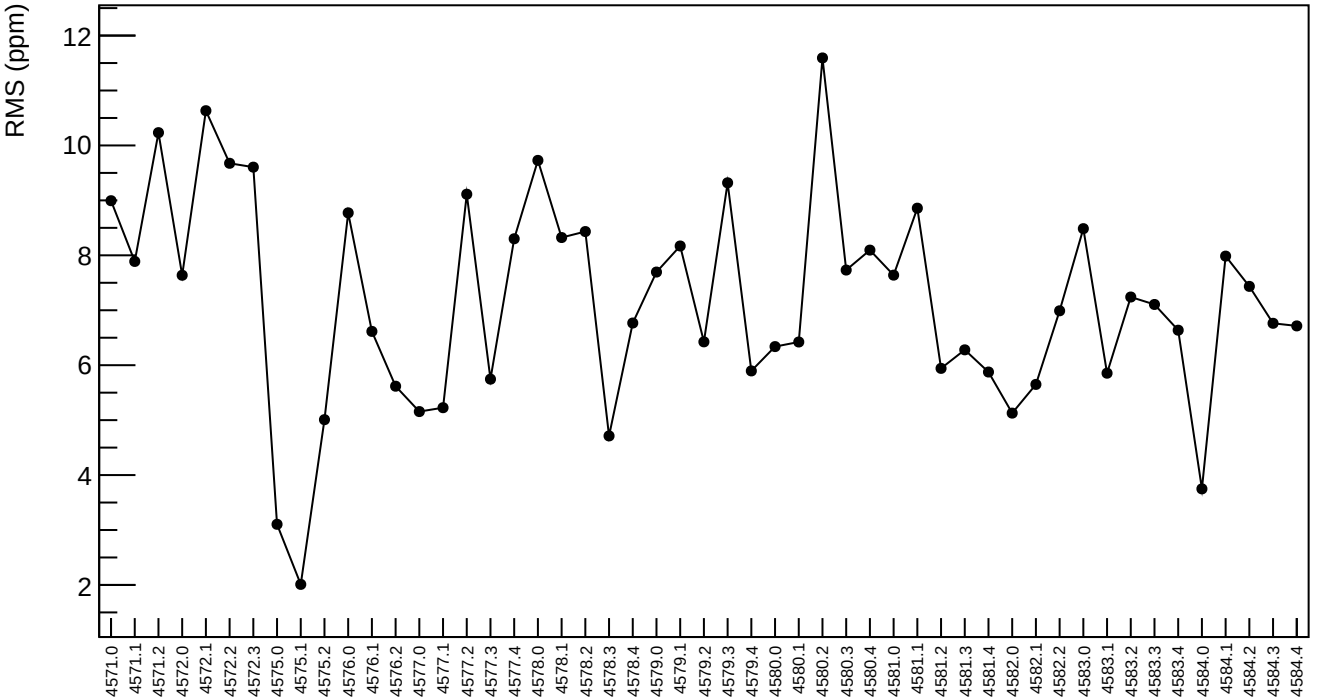

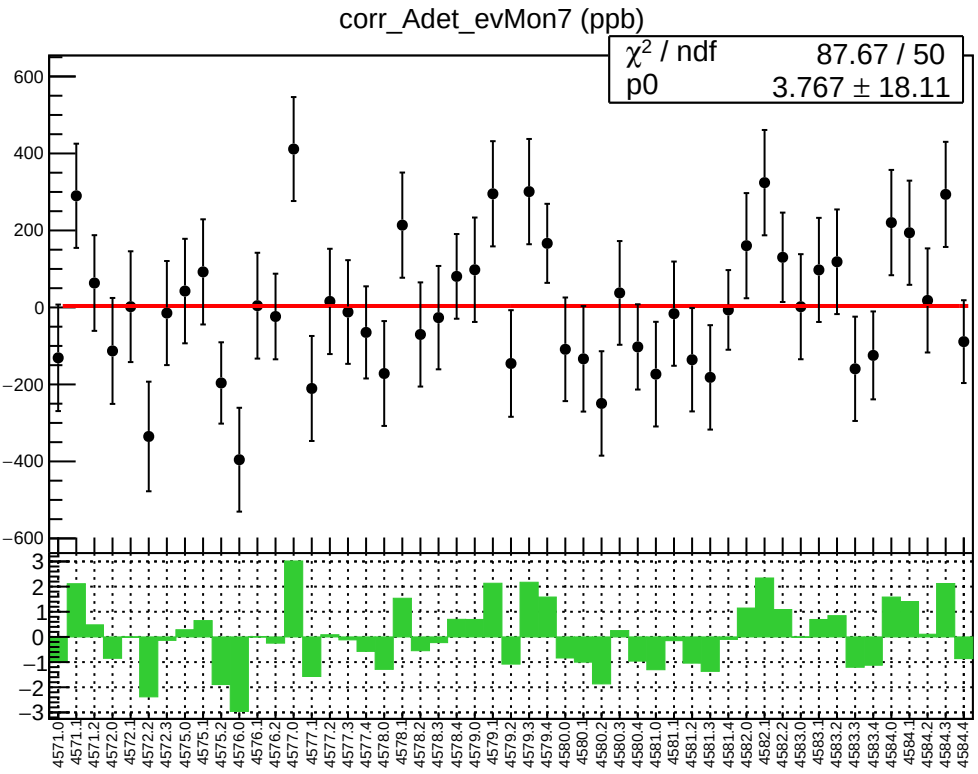
corr_Adet_evMon7 (ppb)
χ² / ndf 87.67 / 50
p0 3.767 ± 18.11

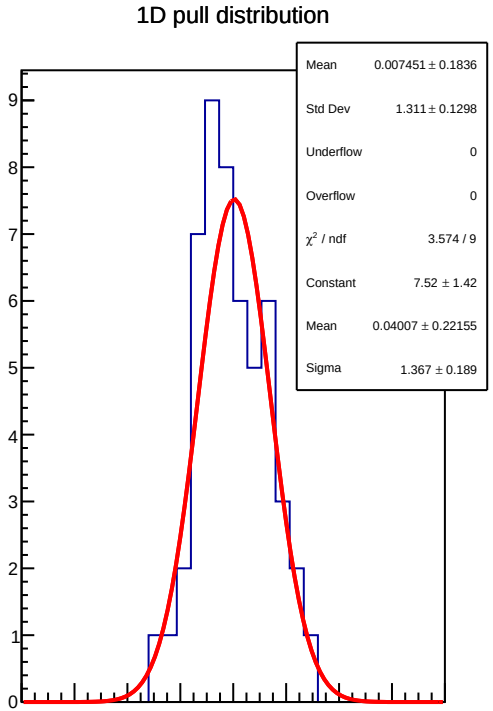
1D pull distribution
Mean 0.007451 ± 0.1836
Std Dev 1.311 ± 0.1298
Underflow 0
Overflow 0
χ² / ndf 3.574 / 9
Constant 7.52 ± 1.42
Mean 0.04007 ± 0.22155
Sigma 1.367 ± 0.189

corr_Adet_evMon7 RMS (ppm)

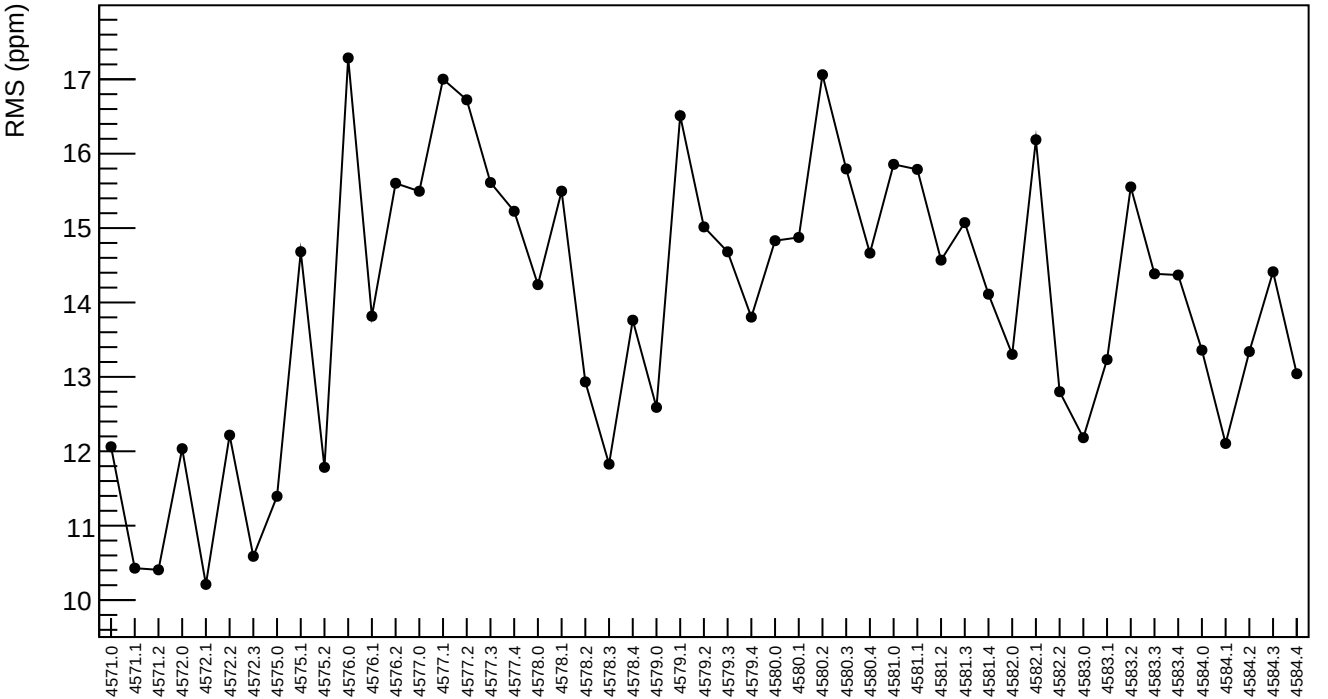

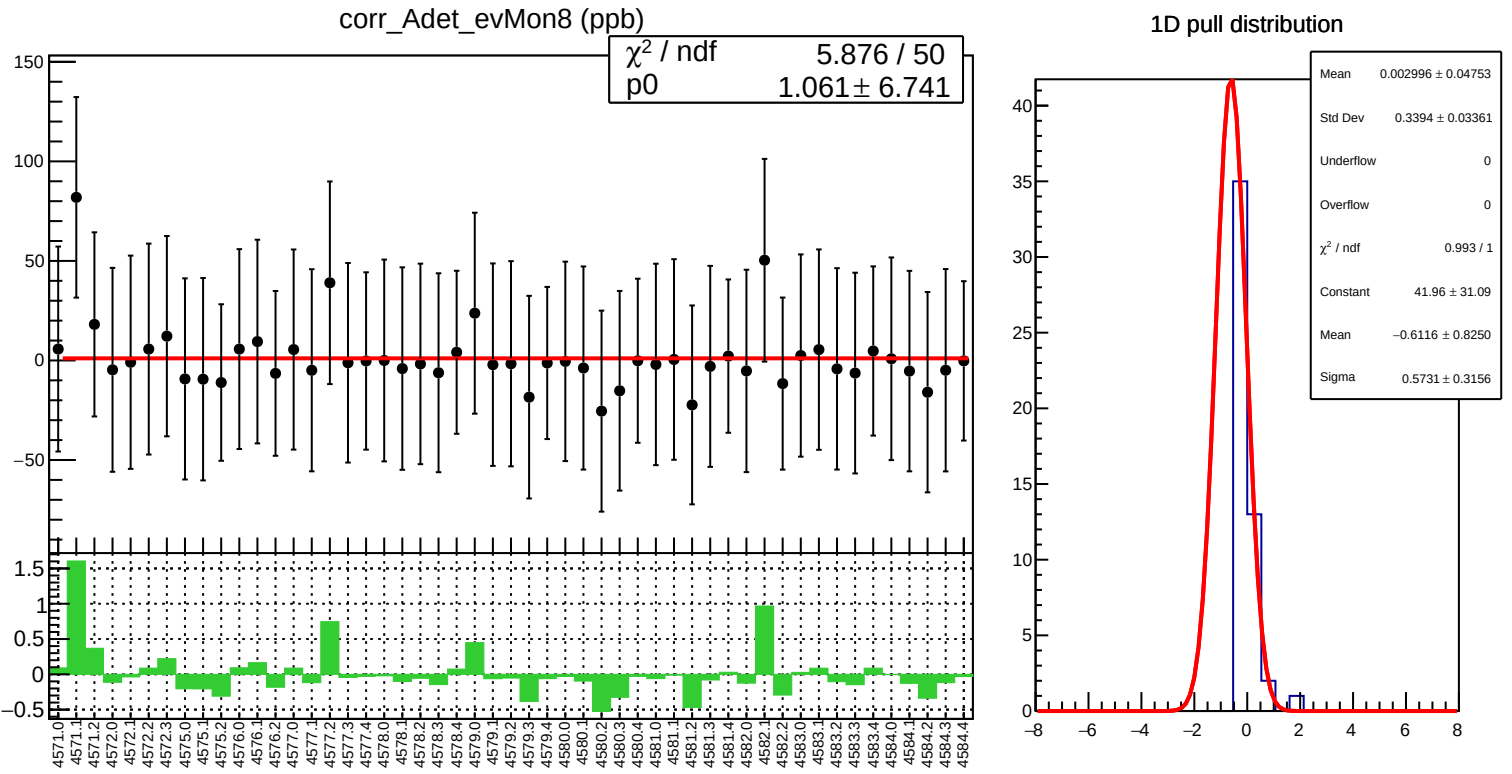
corr_Adet_evMon8 (ppb)
χ² / ndf 5.876 / 50
p0 1.061 ± 6.741
1D pull distribution
Mean 0.002996 ± 0.04753
Std Dev 0.3394 ± 0.03361
Underflow 0
Overflow 0
χ² / ndf 0.993 / 1
Constant 41.96 ± 31.09
Mean −0.6116 ± 0.8250
Sigma 0.5731 ± 0.3156

corr_Adet_evMon8 RMS (ppm)

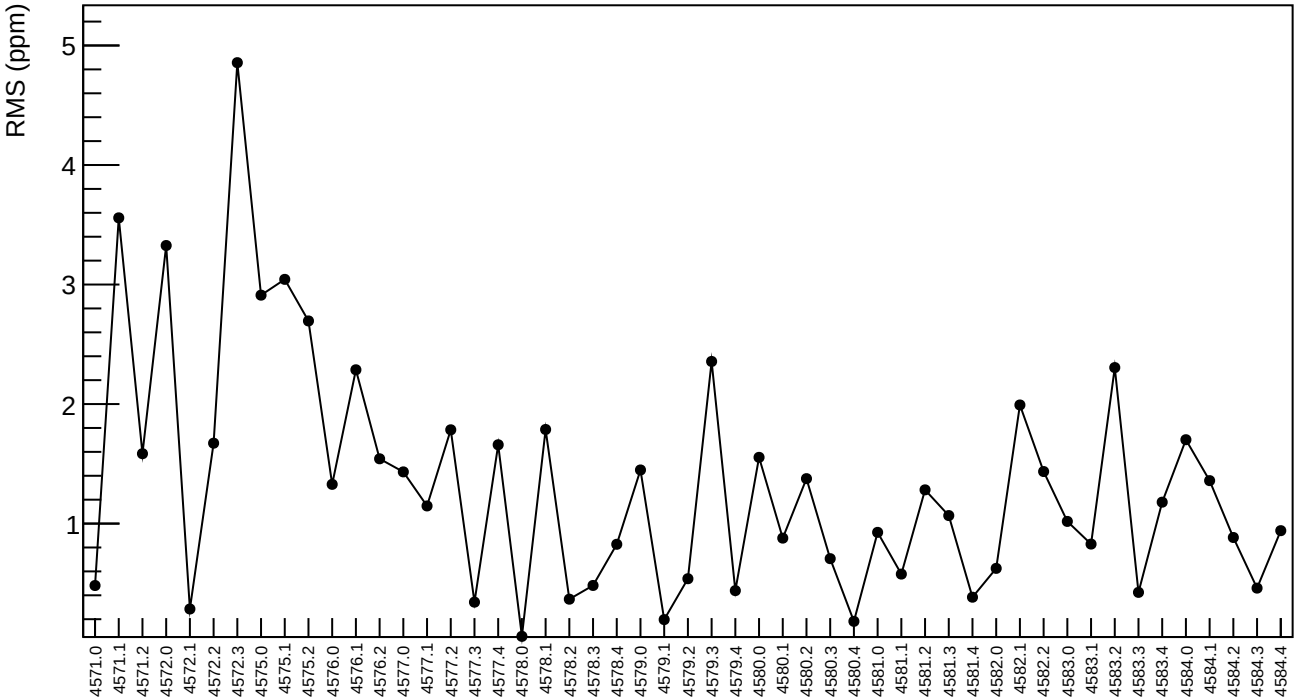

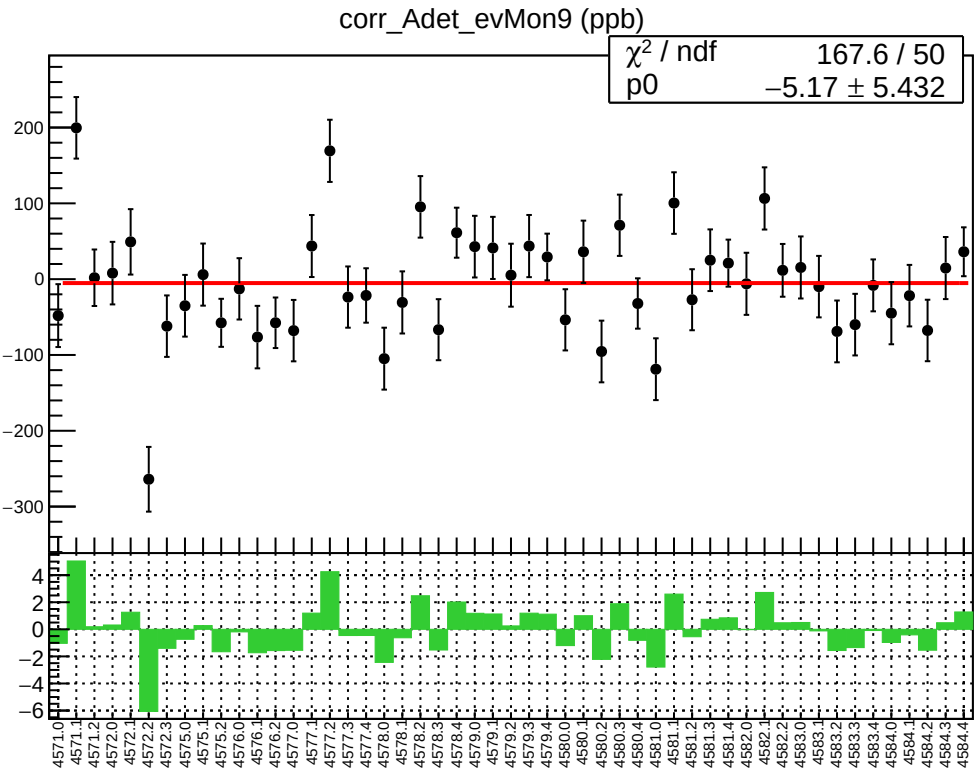
corr_Adet_evMon9 (ppb)
χ² / ndf 167.6 / 50
p0 −5.17 ± 5.432

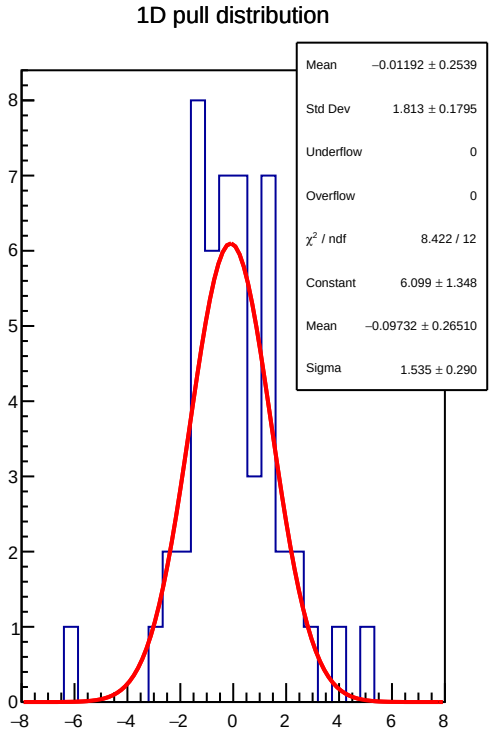
1D pull distribution
Mean −0.01192 ± 0.2539
Std Dev 1.813 ± 0.1795
Underflow 0
Overflow 0
χ² / ndf 8.422 / 12
Constant 6.099 ± 1.348
Mean −0.09732 ± 0.26510
Sigma 1.535 ± 0.290

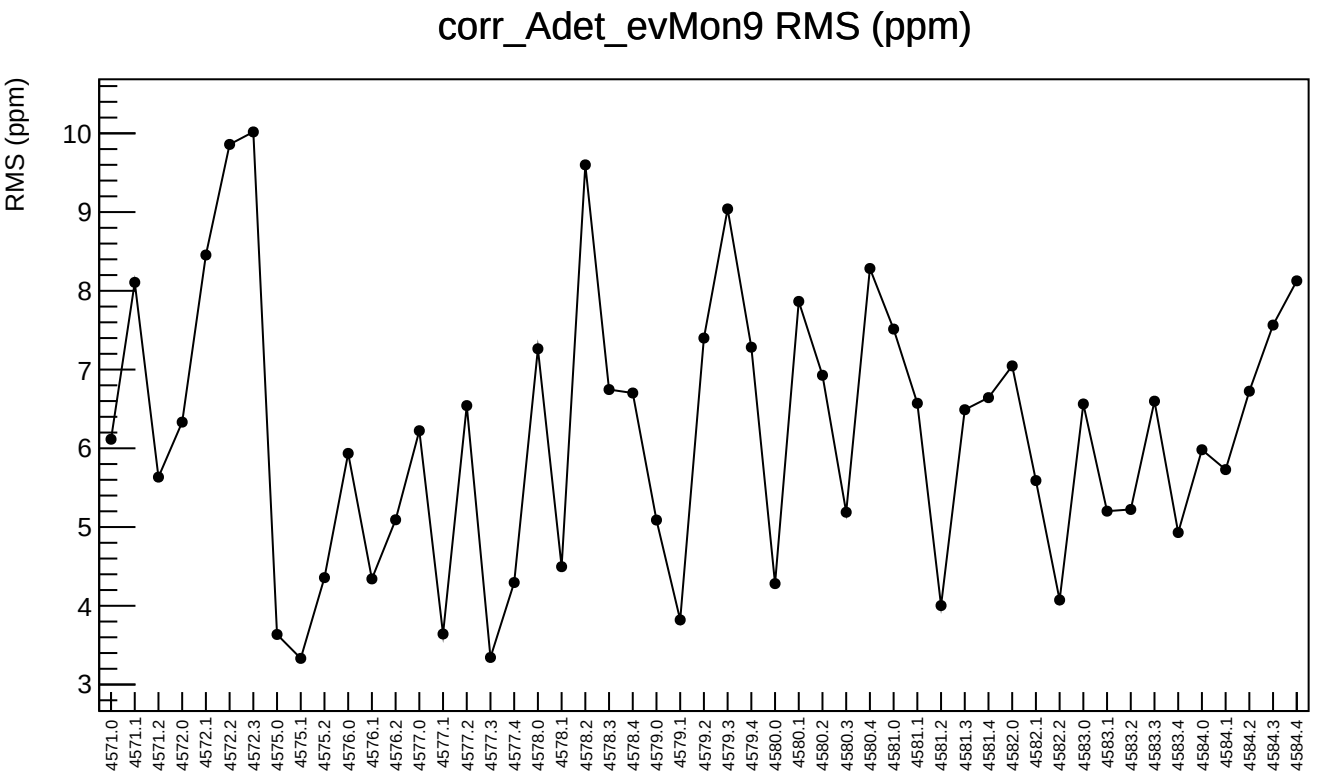
corr_Adet_evMon9 RMS (ppm)
RMS (ppm)
10
9
8
7
6
5
4
3
4571.0
4571.1
4571.2
4572.0
4572.1
4572.2
4572.3
4575.0
4575.1
4575.2
4576.0
4576.1
4576.2
4577.0
4577.1
4577.2
4577.3
4577.4
4578.0
4578.1
4578.2
4578.3
4578.4
4579.0
4579.1
4579.2
4579.3
4579.4
4580.0
4580.1
4580.2
4580.3
4580.4
4581.0
4581.1
4581.2
4581.3
4581.4
4582.0
4582.1
4582.2
4583.0
4583.1
4583.2
4583.3
4583.4
4584.0
4584.1
4584.2
4584.3
4584.4

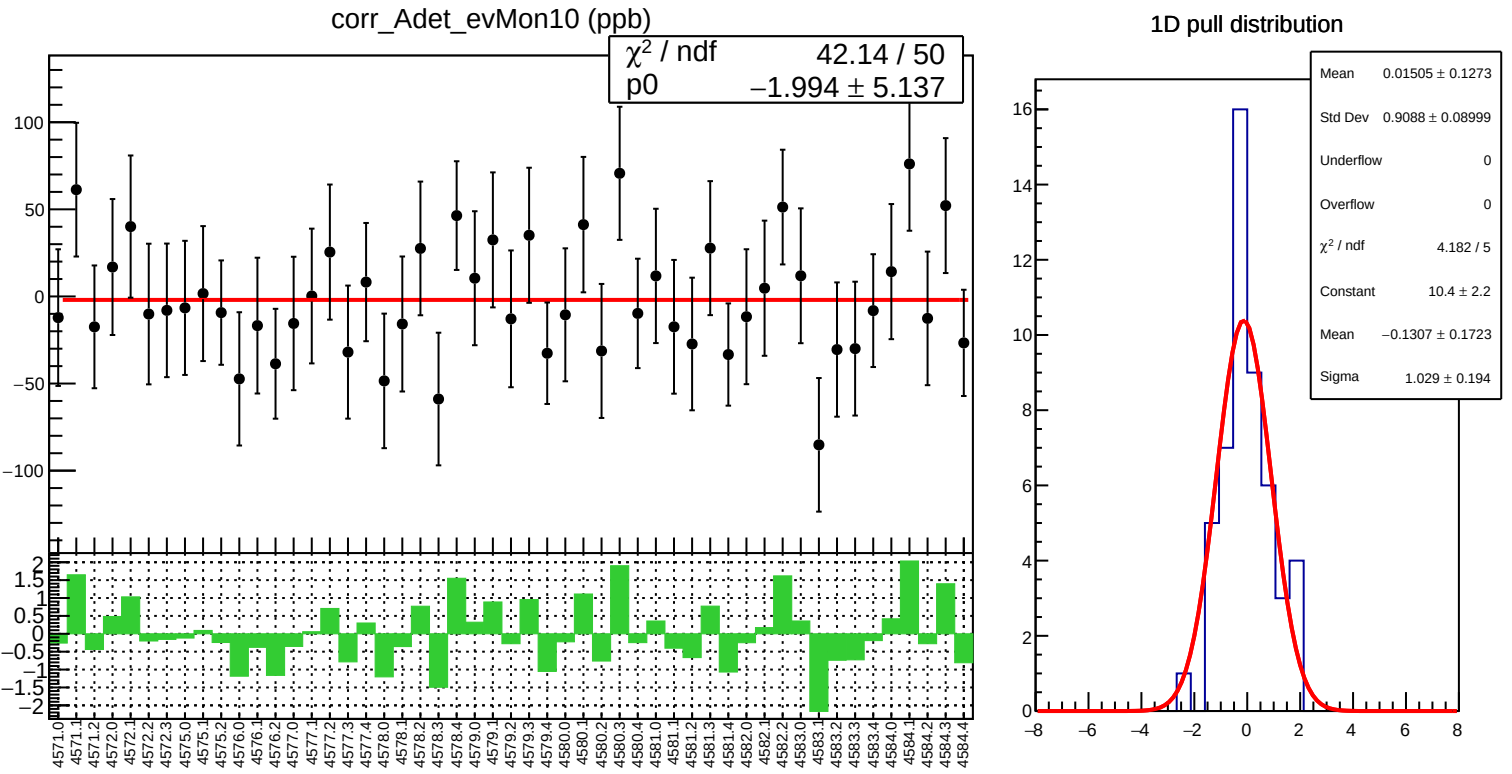
corr_Adet_evMon10 (ppb)
χ² / ndf 42.14 / 50
p0 −1.994 ± 5.137
1D pull distribution
Mean 0.01505 ± 0.1273
Std Dev 0.9088 ± 0.08999
Underflow 0
Overflow 0
χ² / ndf 4.182 / 5
Constant 10.4 ± 2.2
Mean −0.1307 ± 0.1723
Sigma 1.029 ± 0.194

corr_Adet_evMon10 RMS (ppm)

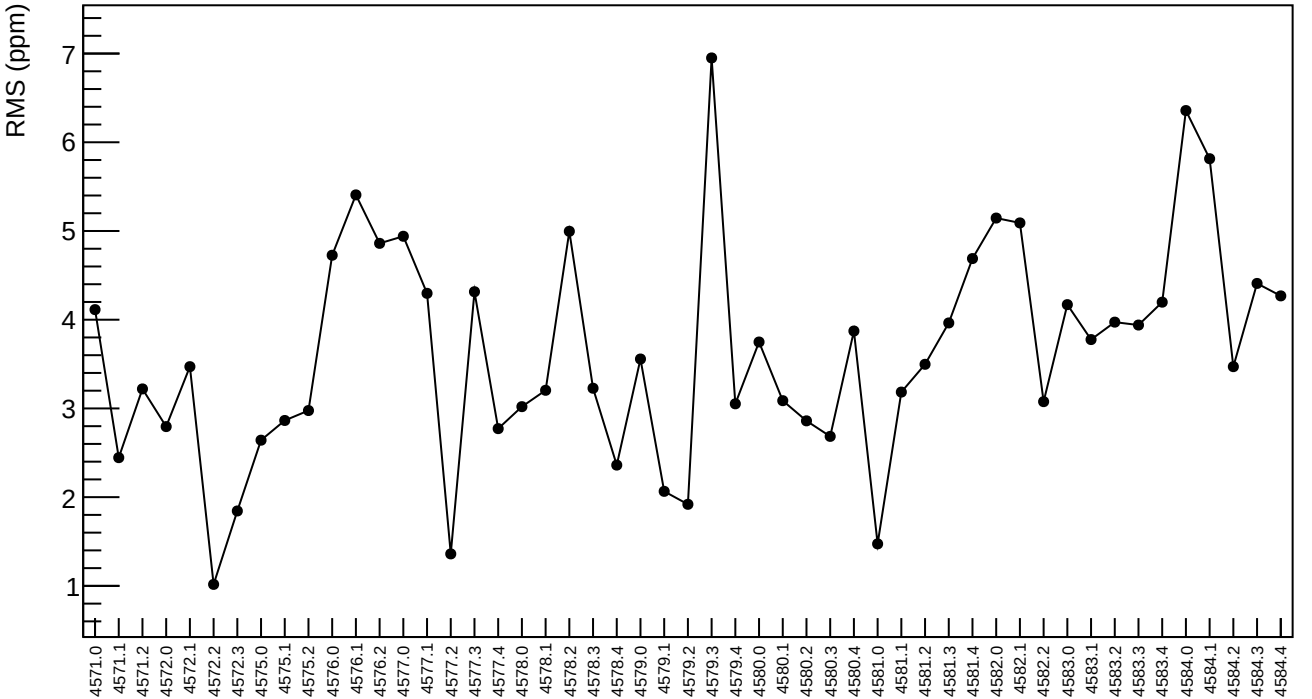

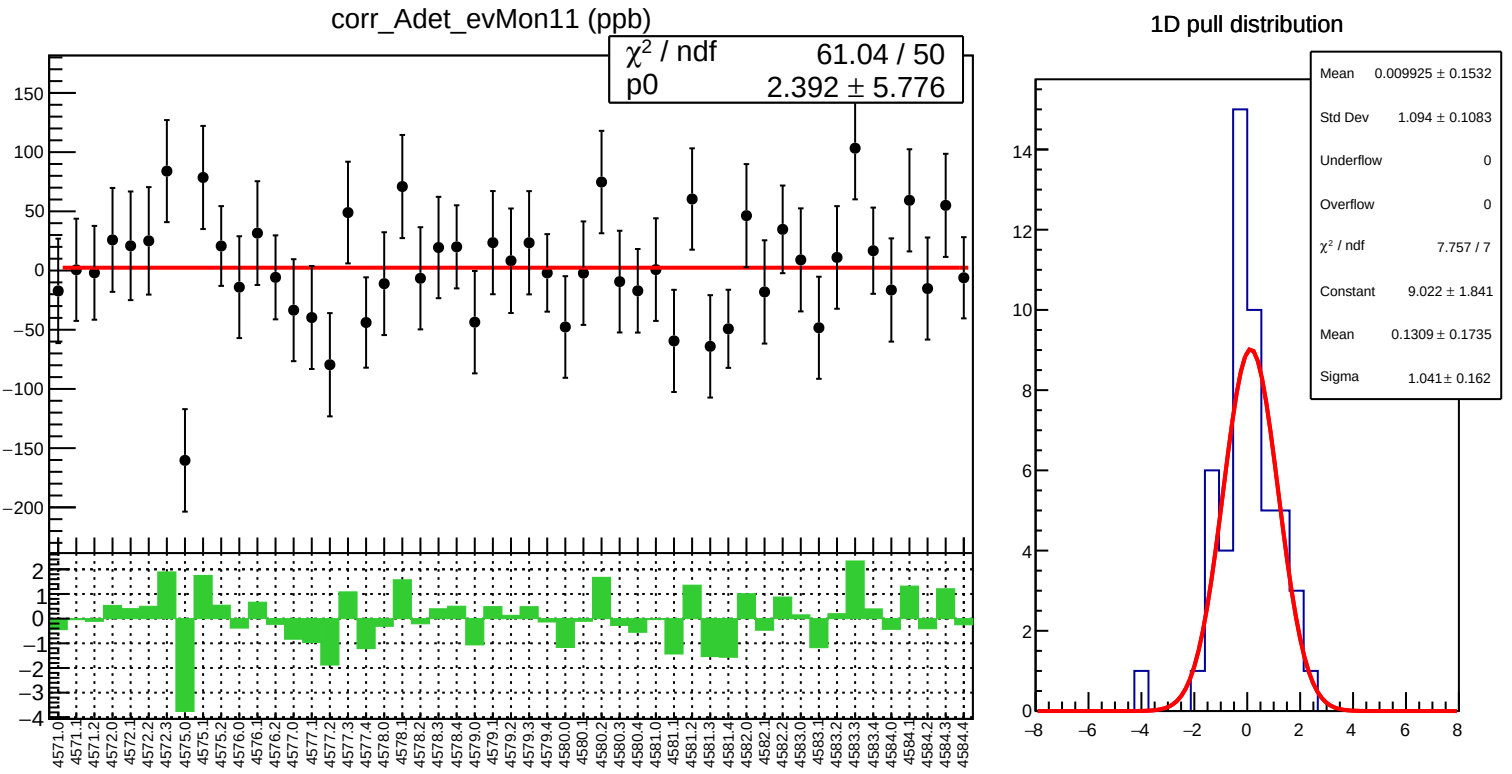
corr_Adet_evMon11 (ppb)
χ² / ndf 61.04 / 50
p0 2.392 ± 5.776
1D pull distribution
Mean 0.009925 ± 0.1532
Std Dev 1.094 ± 0.1083
Underflow 0
Overflow 0
χ² / ndf 7.757 / 7
Constant 9.022 ± 1.841
Mean 0.1309 ± 0.1735
Sigma 1.041 ± 0.162

corr_Adet_evMon11 RMS (ppm)

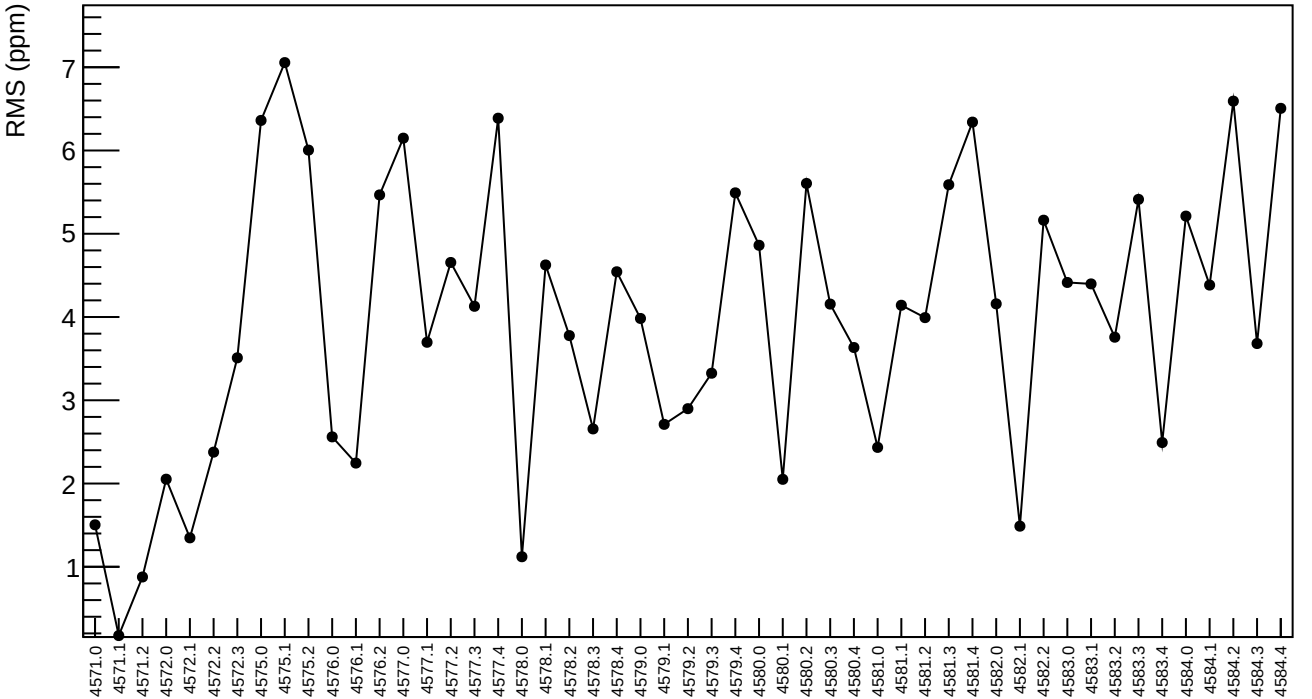

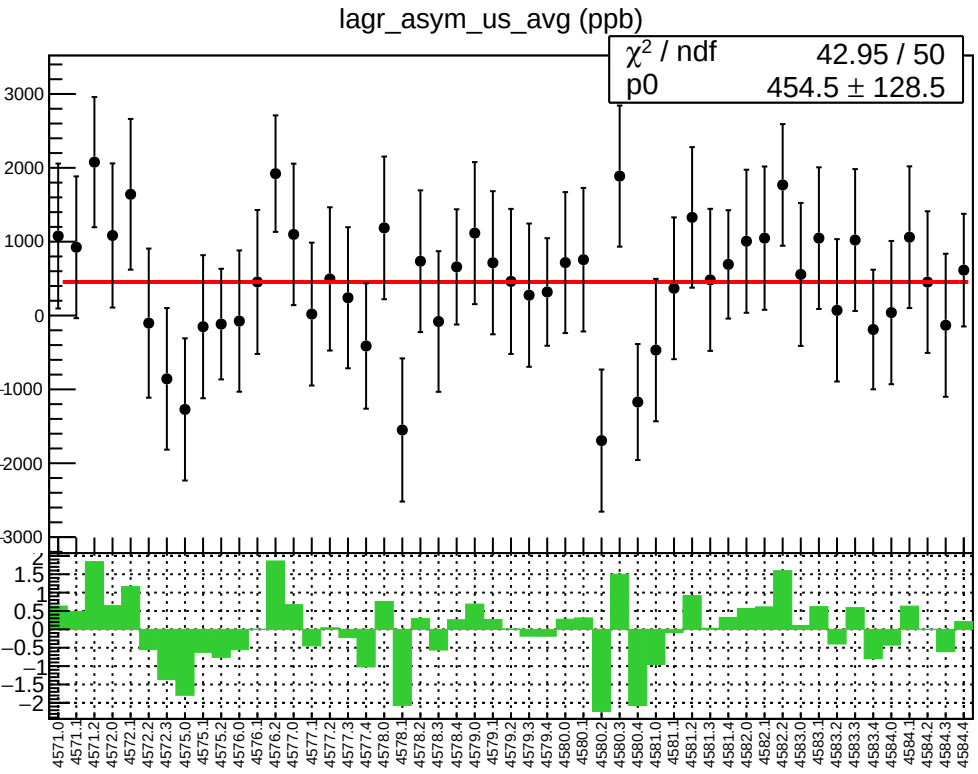
lagr_asym_us_avg (ppb)
χ^2 / ndf 42.95 / 50
p0 454.5 ± 128.5

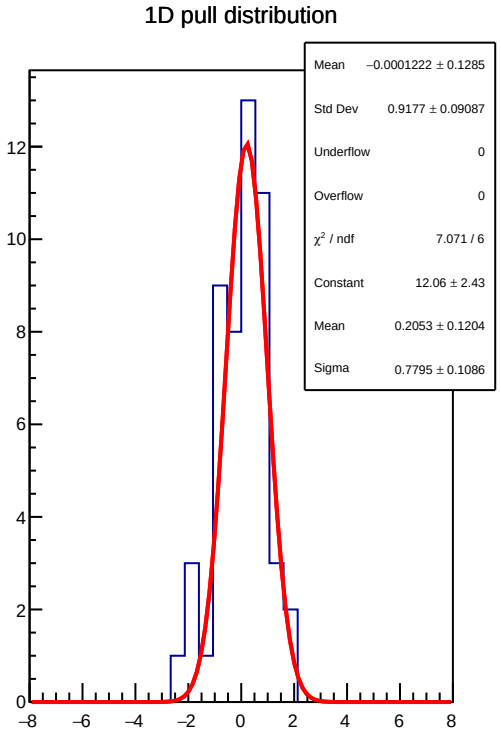
1D pull distribution
Mean −0.0001222 ± 0.1285
Std Dev 0.9177 ± 0.09087
Underflow 0
Overflow 0
χ^2 / ndf 7.071 / 6
Constant 12.06 ± 2.43
Mean 0.2053 ± 0.1204
Sigma 0.7795 ± 0.1086

lagr_asym_us_avg RMS (ppm)

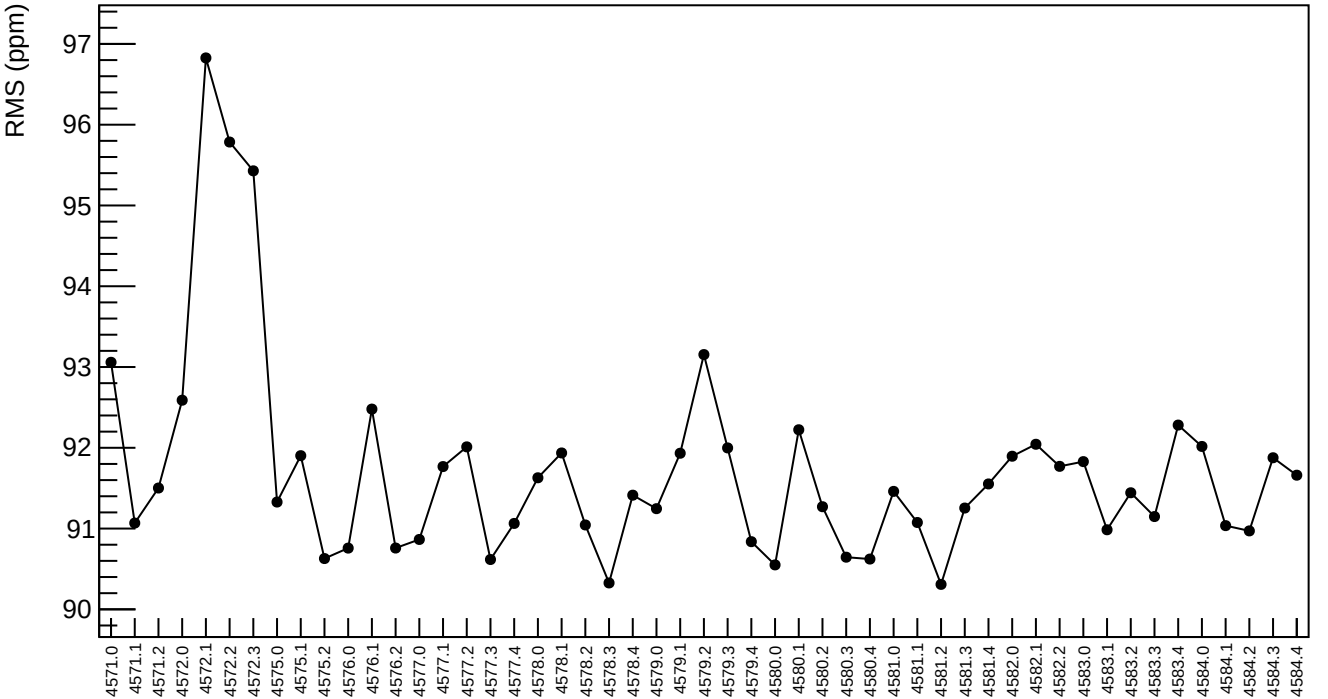

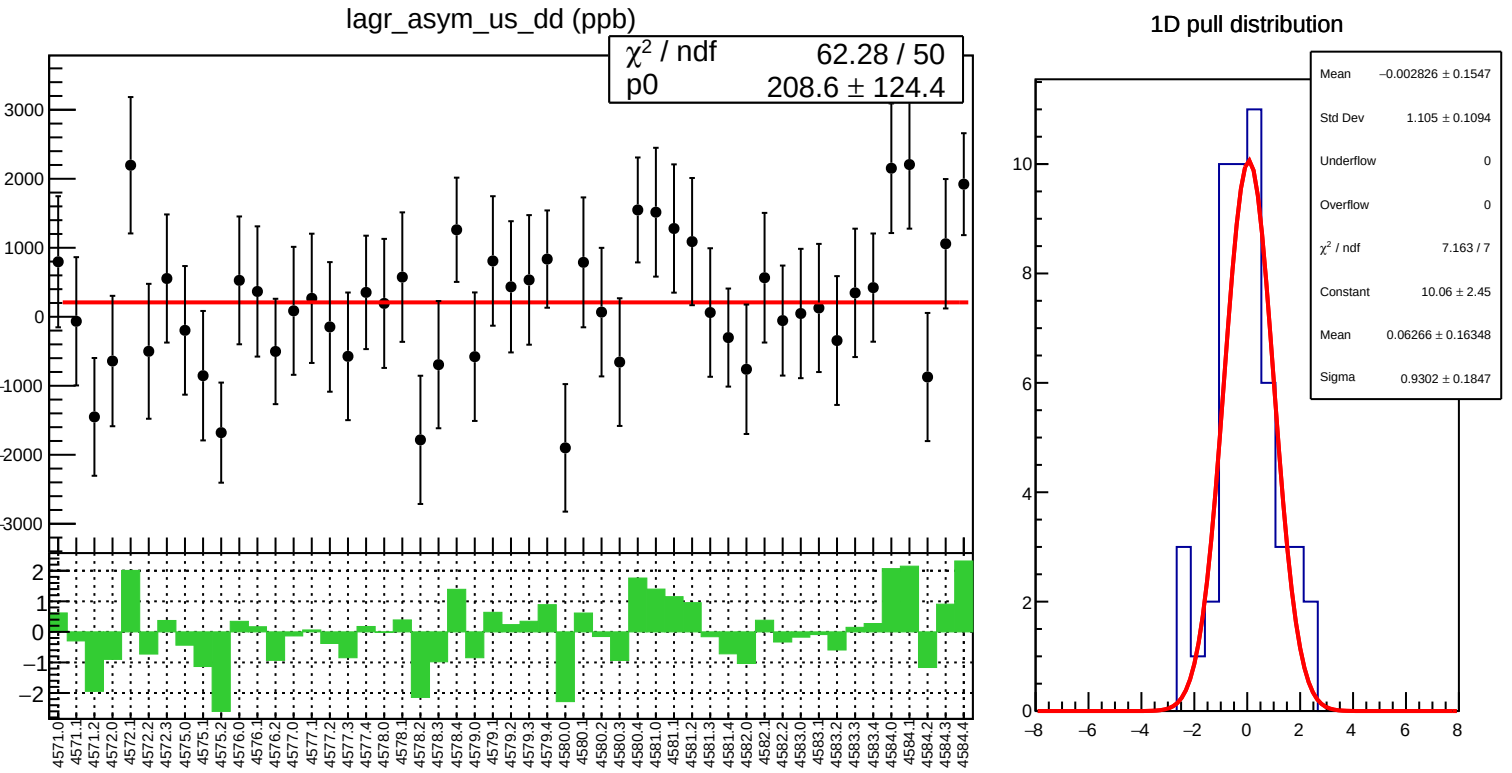
lagr_asym_us_dd (ppb)
χ² / ndf 62.28 / 50
p0 208.6 ± 124.4
1D pull distribution
Mean −0.002826 ± 0.1547
Std Dev 1.105 ± 0.1094
Underflow 0
Overflow 0
χ² / ndf 7.163 / 7
Constant 10.06 ± 2.45
Mean 0.06266 ± 0.16348
Sigma 0.9302 ± 0.1847

lagr_asym_us_dd RMS (ppm)

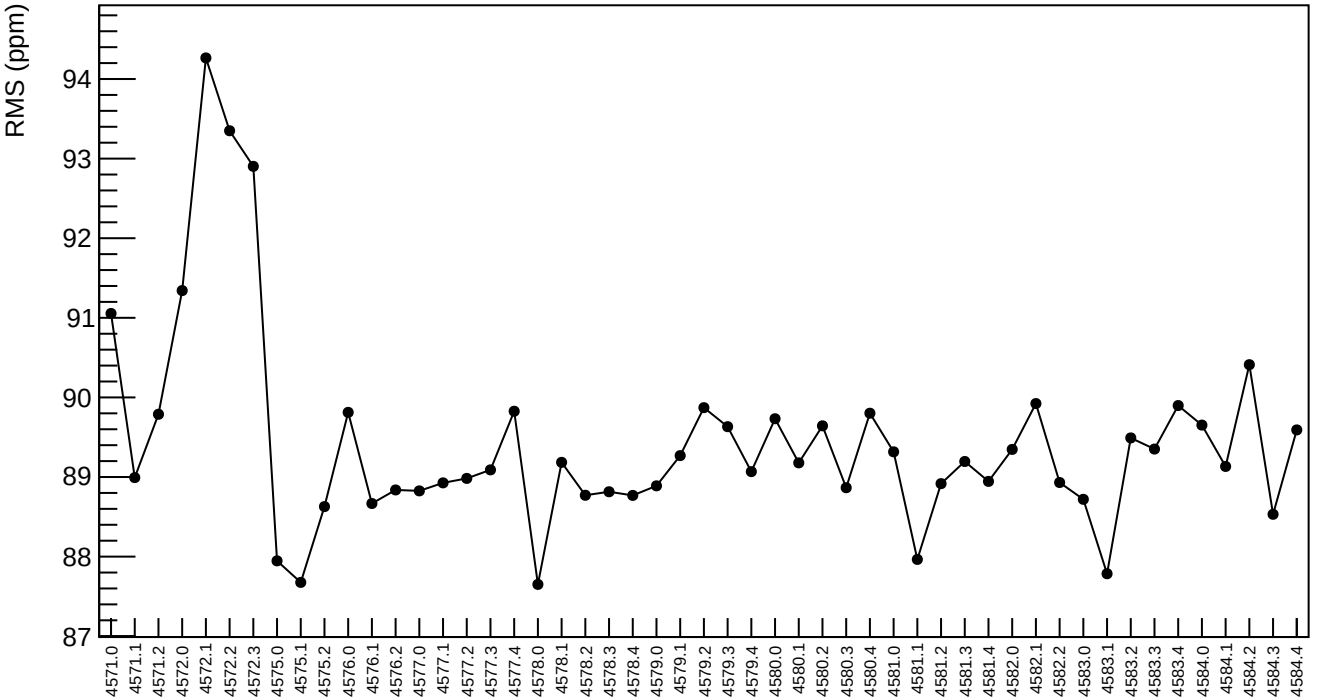

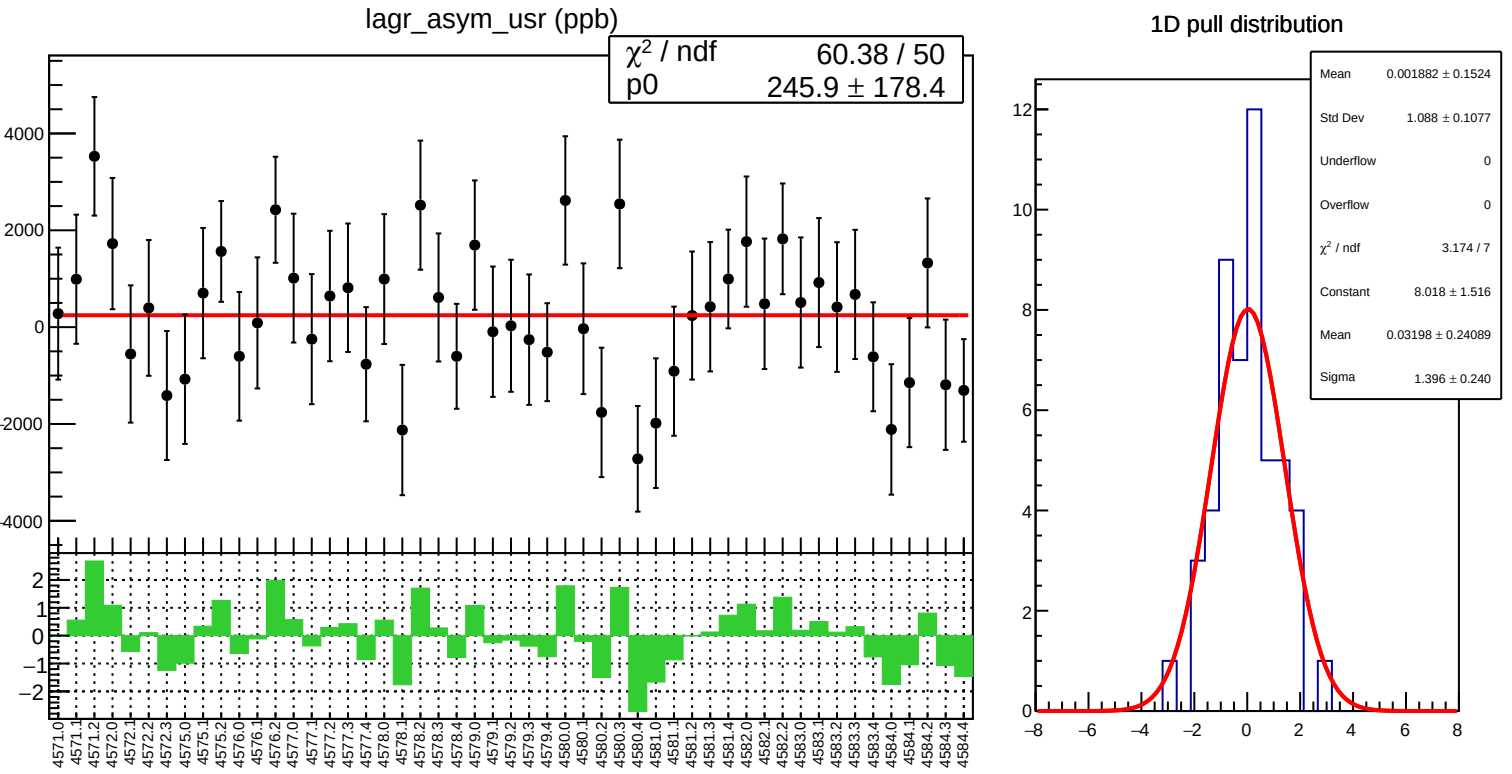
lagr_asym_usr (ppb)
χ² / ndf 60.38 / 50
p0 245.9 ± 178.4
1D pull distribution
Mean 0.001882 ± 0.1524
Std Dev 1.088 ± 0.1077
Underflow 0
Overflow 0
χ² / ndf 3.174 / 7
Constant 8.018 ± 1.516
Mean 0.03198 ± 0.24089
Sigma 1.396 ± 0.240

lagr_asym_usr RMS (ppm)

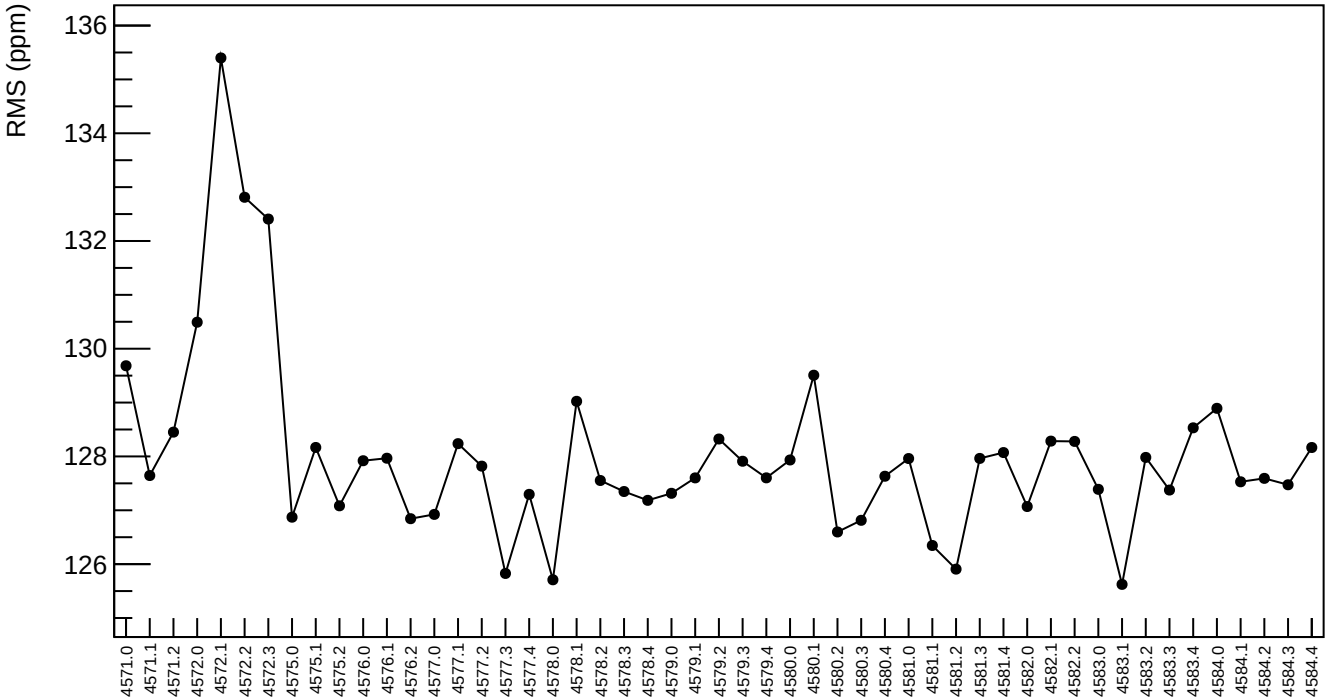

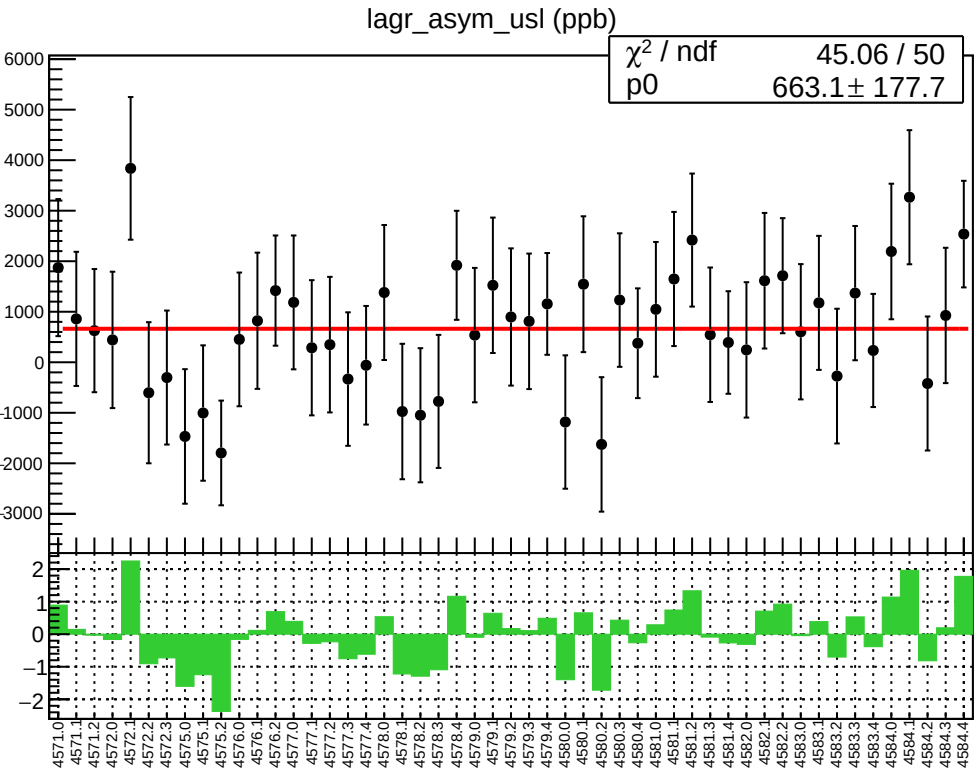
lagr_asym_usl (ppb)
χ² / ndf 45.06 / 50
p0 663.1 ± 177.7
6000
5000
4000
3000
2000
1000
0
-1000
-2000
-3000
2
1
0
−1
−2
4571.0
4571.1
4571.2
4572.0
4572.1
4572.2
4572.3
4575.0
4575.1
4575.2
4576.0
4576.1
4576.2
4577.0
4577.1
4577.2
4577.3
4577.4
4578.0
4578.1
4578.2
4578.3
4578.4
4579.0
4579.1
4579.2
4579.3
4579.4
4580.0
4580.1
4580.2
4580.3
4580.4
4581.0
4581.1
4581.2
4581.3
4581.4
4582.0
4582.1
4582.2
4583.0
4583.1
4583.2
4583.3
4583.4
4584.0
4584.1
4584.2
4584.3
4584.4

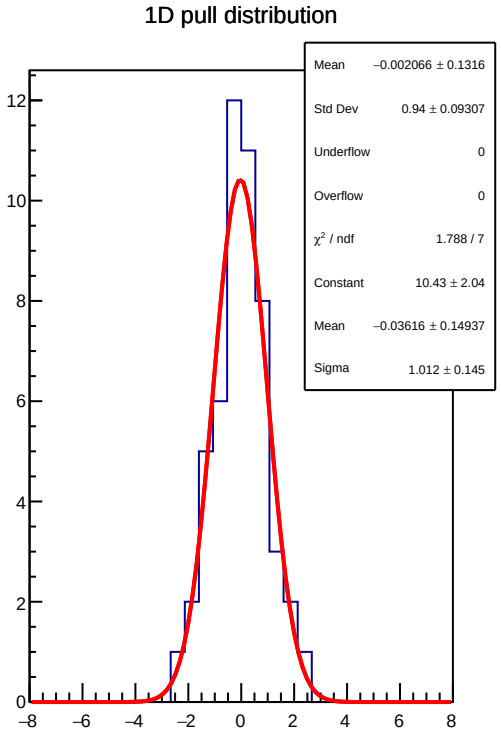
1D pull distribution
Mean −0.002066 ± 0.1316
Std Dev 0.94 ± 0.09307
Underflow 0
Overflow 0
χ² / ndf 1.788 / 7
Constant 10.43 ± 2.04
Mean −0.03616 ± 0.14937
Sigma 1.012 ± 0.145
12
10
8
6
4
2
0
−8
−6
−4
−2
0
2
4
6
8

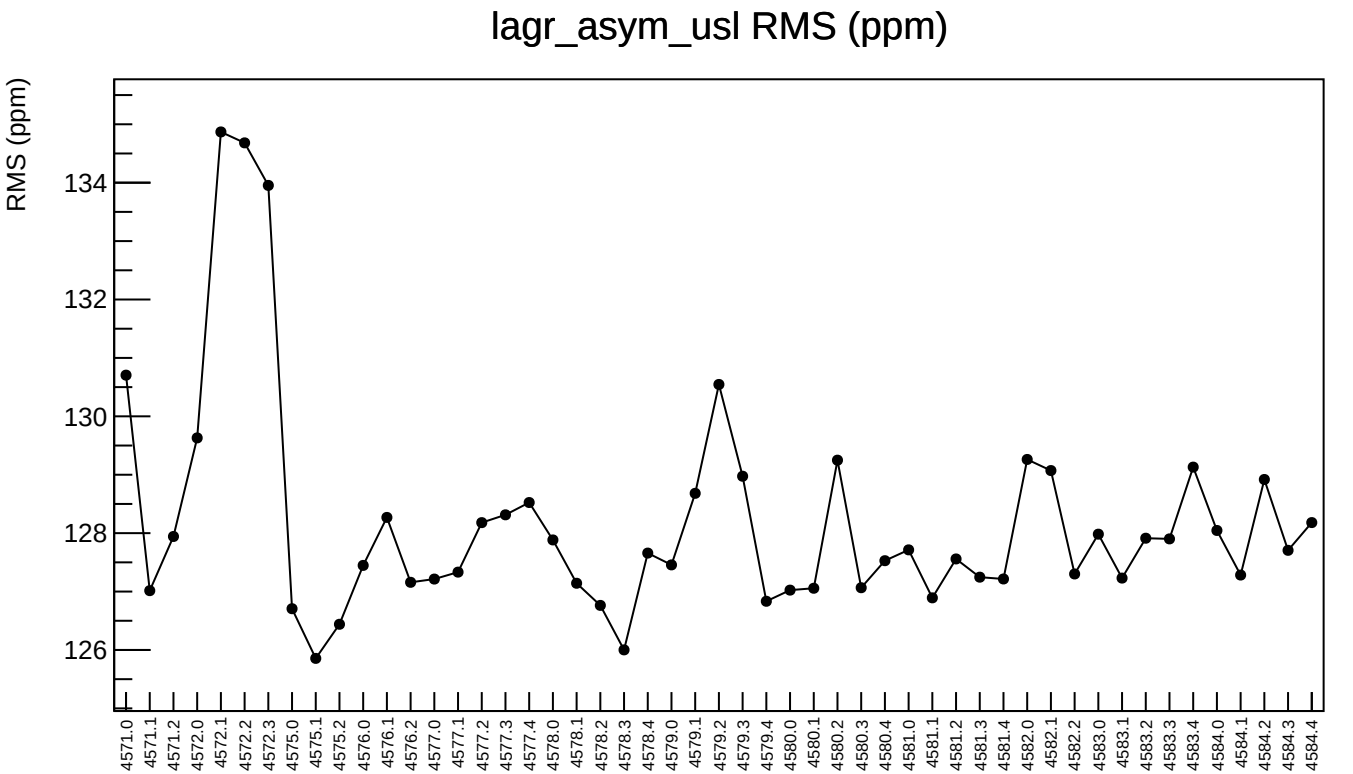
lagr_asym_usl RMS (ppm)
RMS (ppm)
134
132
130
128
126
4571.0
4571.1
4571.2
4572.0
4572.1
4572.2
4572.3
4575.0
4575.1
4575.2
4576.0
4576.1
4576.2
4577.0
4577.1
4577.2
4577.3
4577.4
4578.0
4578.1
4578.2
4578.3
4578.4
4579.0
4579.1
4579.2
4579.3
4579.4
4580.0
4580.1
4580.2
4580.3
4580.4
4581.0
4581.1
4581.2
4581.3
4581.4
4582.0
4582.1
4582.2
4583.0
4583.1
4583.2
4583.3
4583.4
4584.0
4584.1
4584.2
4584.3
4584.4

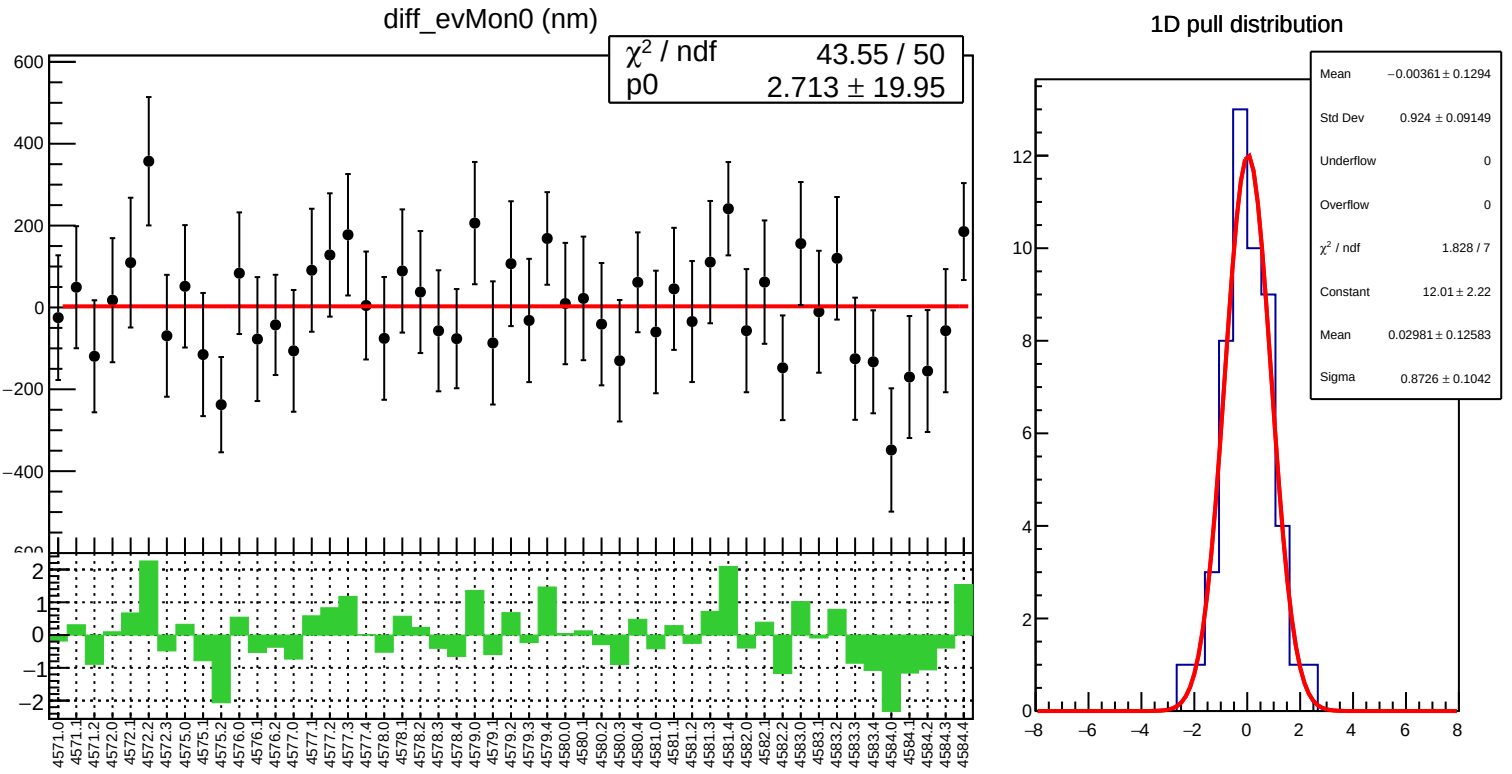
diff_evMon0 (nm)
χ² / ndf 43.55 / 50
p0 2.713 ± 19.95
1D pull distribution
Mean −0.00361 ± 0.1294
Std Dev 0.924 ± 0.09149
Underflow 0
Overflow 0
χ² / ndf 1.828 / 7
Constant 12.01 ± 2.22
Mean 0.02981 ± 0.12583
Sigma 0.8726 ± 0.1042

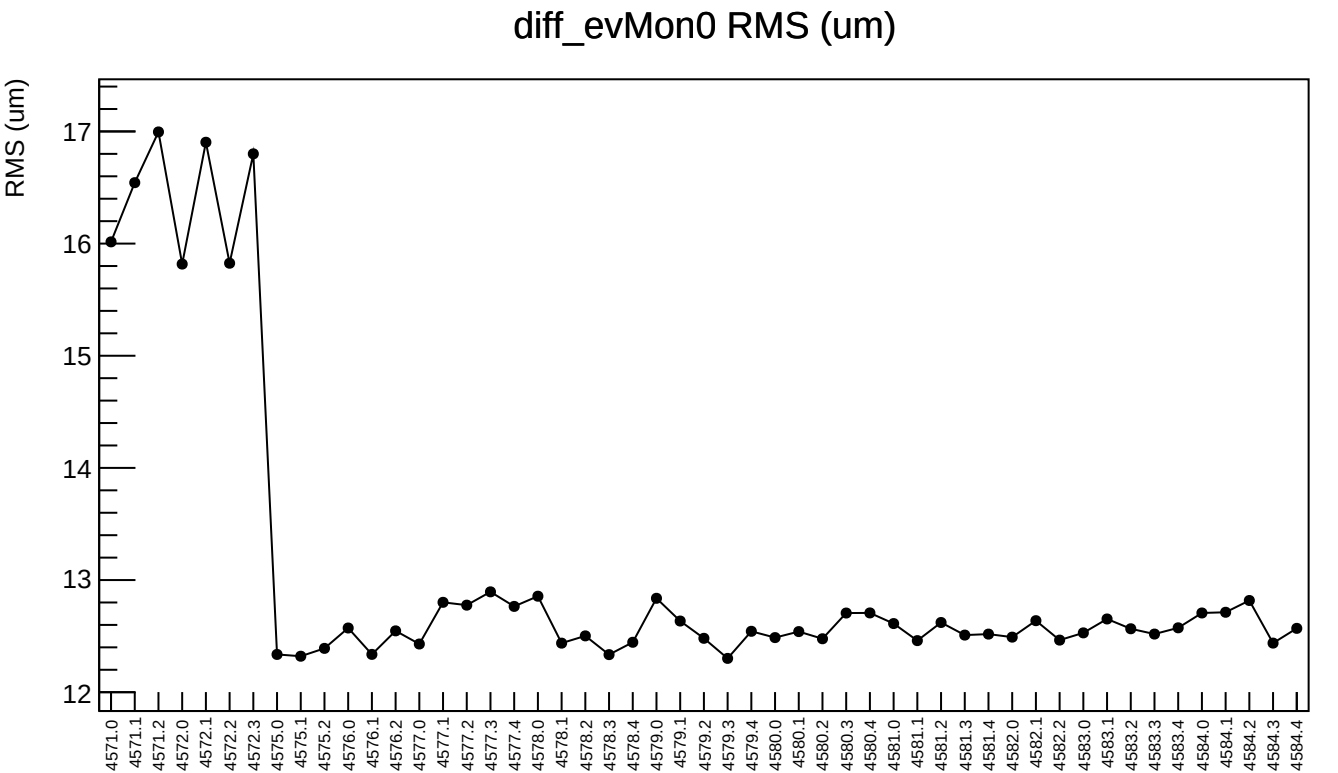
diff_evMon0 RMS (um)
RMS (um)
17
16
15
14
13
12
4571.0
4571.1
4571.2
4572.0
4572.1
4572.2
4572.3
4575.0
4575.1
4575.2
4576.0
4576.1
4576.2
4577.0
4577.1
4577.2
4577.3
4577.4
4578.0
4578.1
4578.2
4578.3
4578.4
4579.0
4579.1
4579.2
4579.3
4579.4
4580.0
4580.1
4580.2
4580.3
4580.4
4581.0
4581.1
4581.2
4581.3
4581.4
4582.0
4582.1
4582.2
4583.0
4583.1
4583.2
4583.3
4583.4
4584.0
4584.1
4584.2
4584.3
4584.4

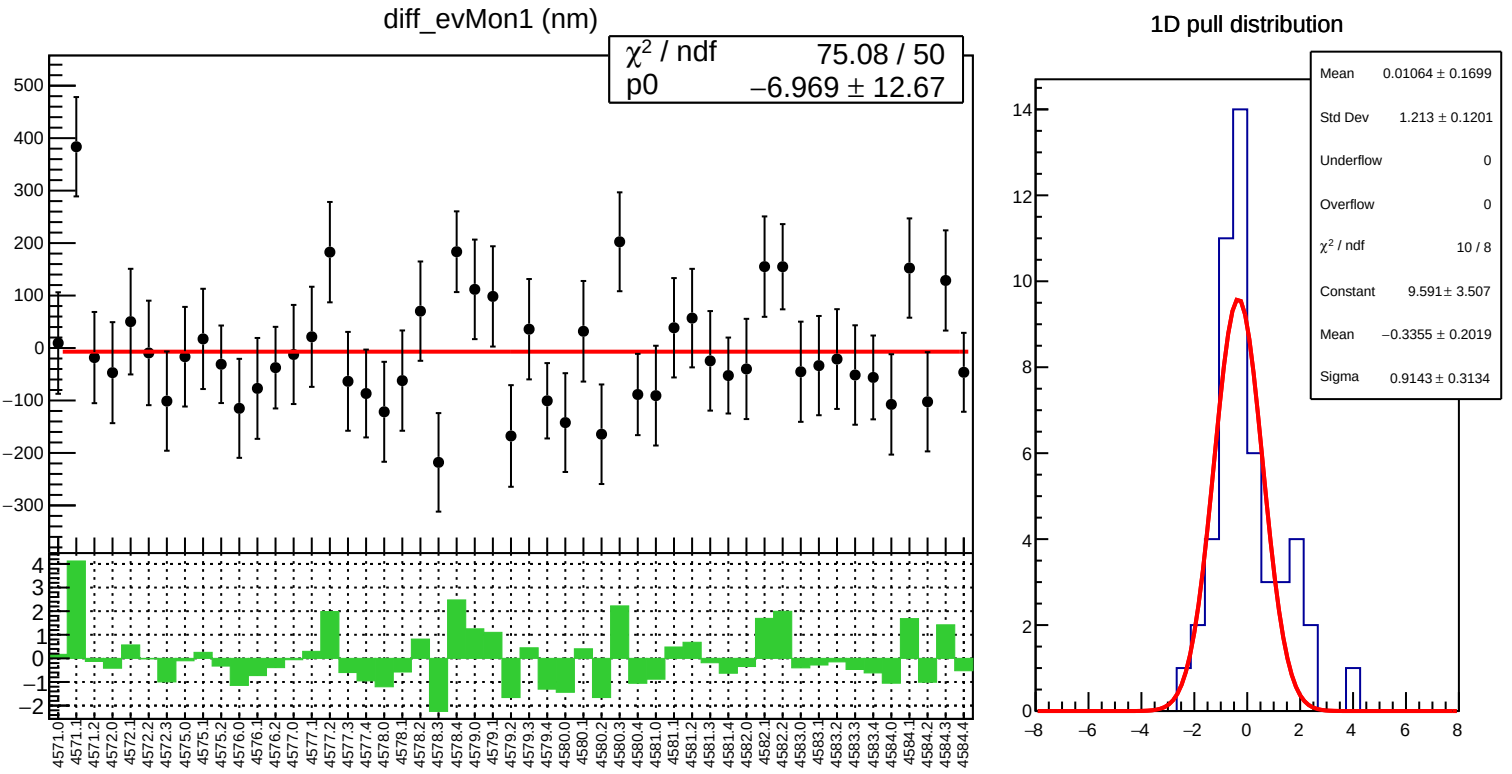
diff_evMon1 (nm)
χ² / ndf 75.08 / 50
p0 −6.969 ± 12.67
1D pull distribution
Mean 0.01064 ± 0.1699
Std Dev 1.213 ± 0.1201
Underflow 0
Overflow 0
χ² / ndf 10 / 8
Constant 9.591 ± 3.507
Mean −0.3355 ± 0.2019
Sigma 0.9143 ± 0.3134

diff_evMon1 RMS (um)

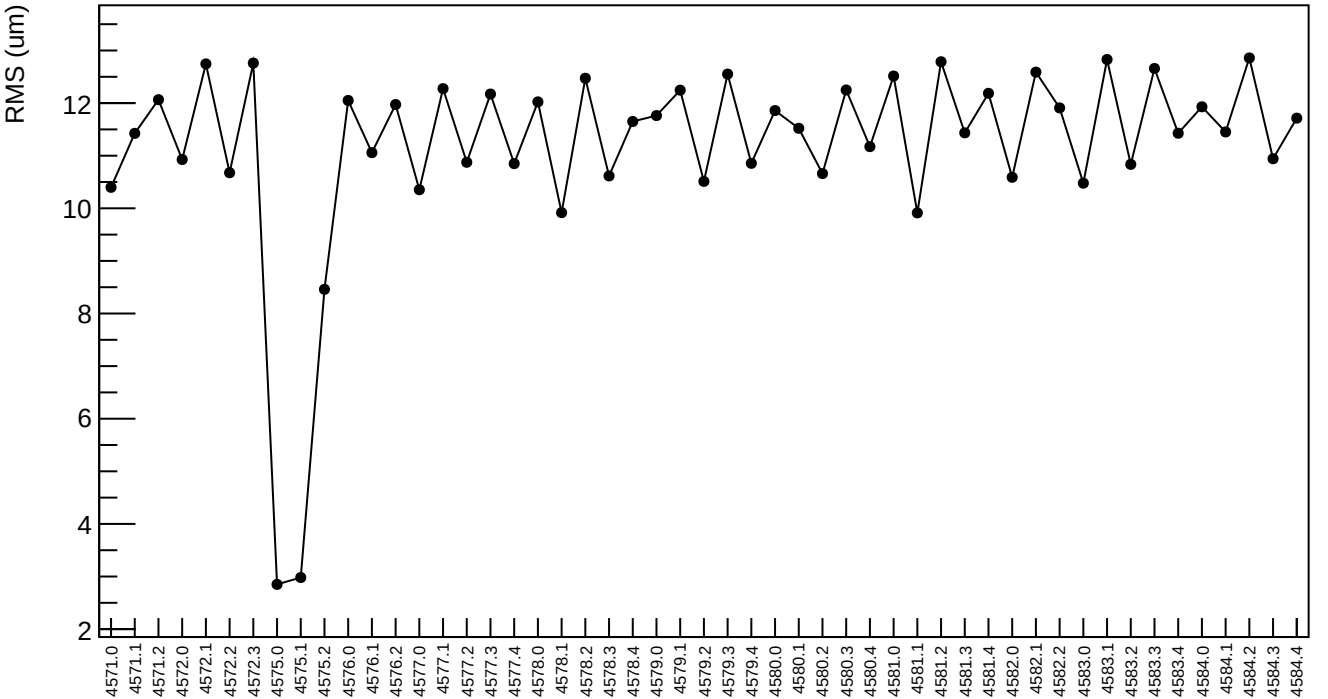

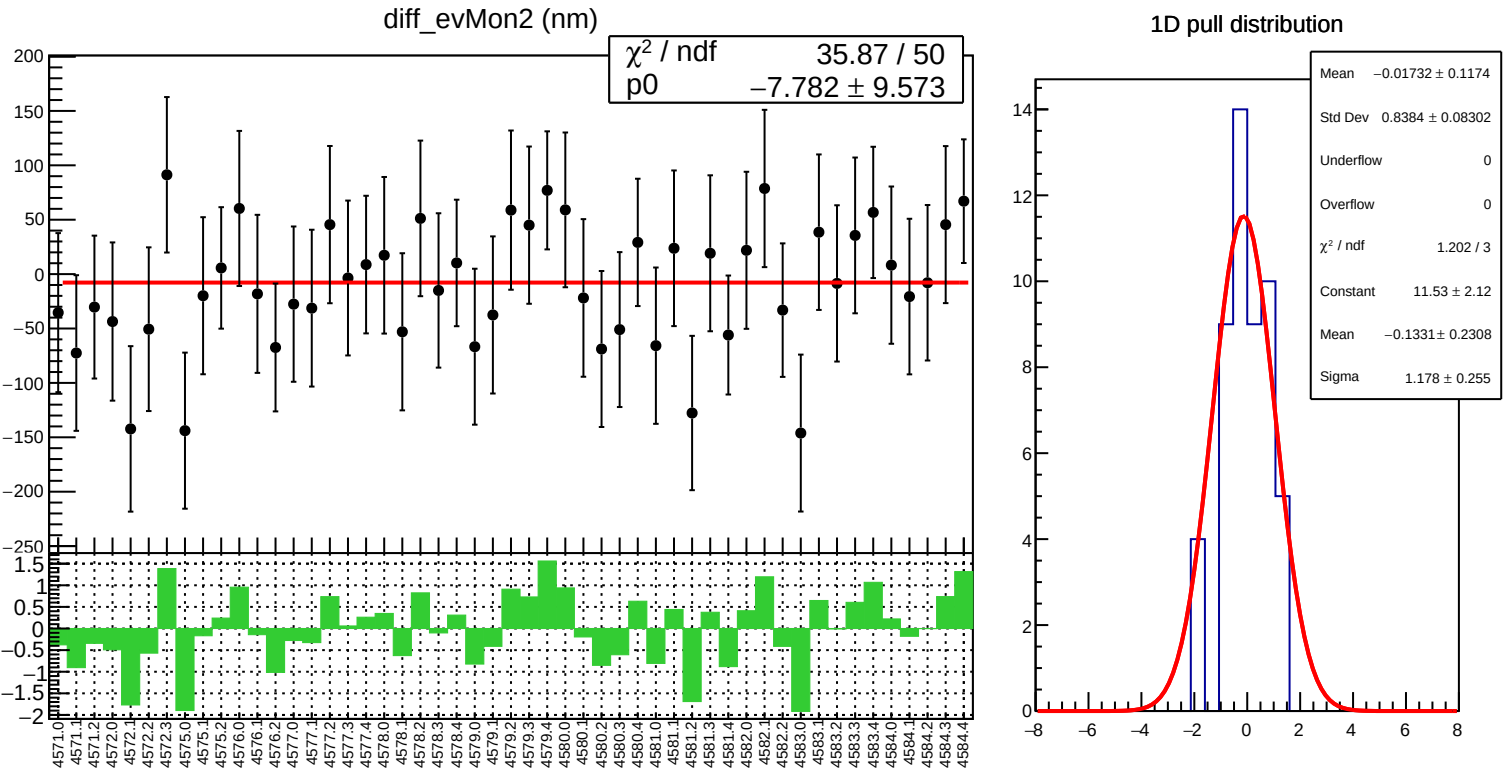
diff_evMon2 (nm)
χ² / ndf 35.87 / 50
p0 −7.782 ± 9.573
1D pull distribution
Mean −0.01732 ± 0.1174
Std Dev 0.8384 ± 0.08302
Underflow 0
Overflow 0
χ² / ndf 1.202 / 3
Constant 11.53 ± 2.12
Mean −0.1331 ± 0.2308
Sigma 1.178 ± 0.255

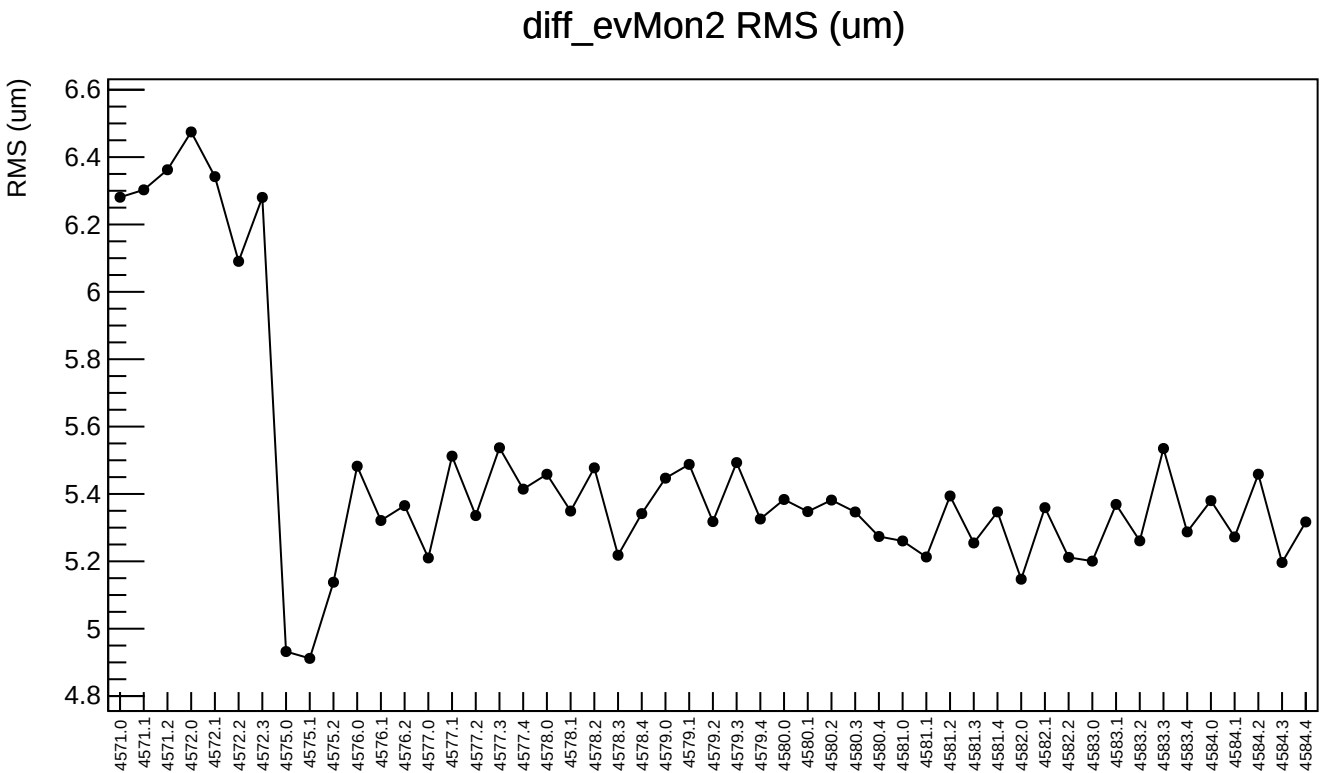
diff_evMon2 RMS (um)
RMS (um)
6.6
6.4
6.2
6
5.8
5.6
5.4
5.2
5
4.8
4571.0
4571.1
4571.2
4572.0
4572.1
4572.2
4572.3
4575.0
4575.1
4575.2
4576.0
4576.1
4576.2
4577.0
4577.1
4577.2
4577.3
4577.4
4578.0
4578.1
4578.2
4578.3
4578.4
4579.0
4579.1
4579.2
4579.3
4579.4
4580.0
4580.1
4580.2
4580.3
4580.4
4581.0
4581.1
4581.2
4581.3
4581.4
4582.0
4582.1
4582.2
4583.0
4583.1
4583.2
4583.3
4583.4
4584.0
4584.1
4584.2
4584.3
4584.4

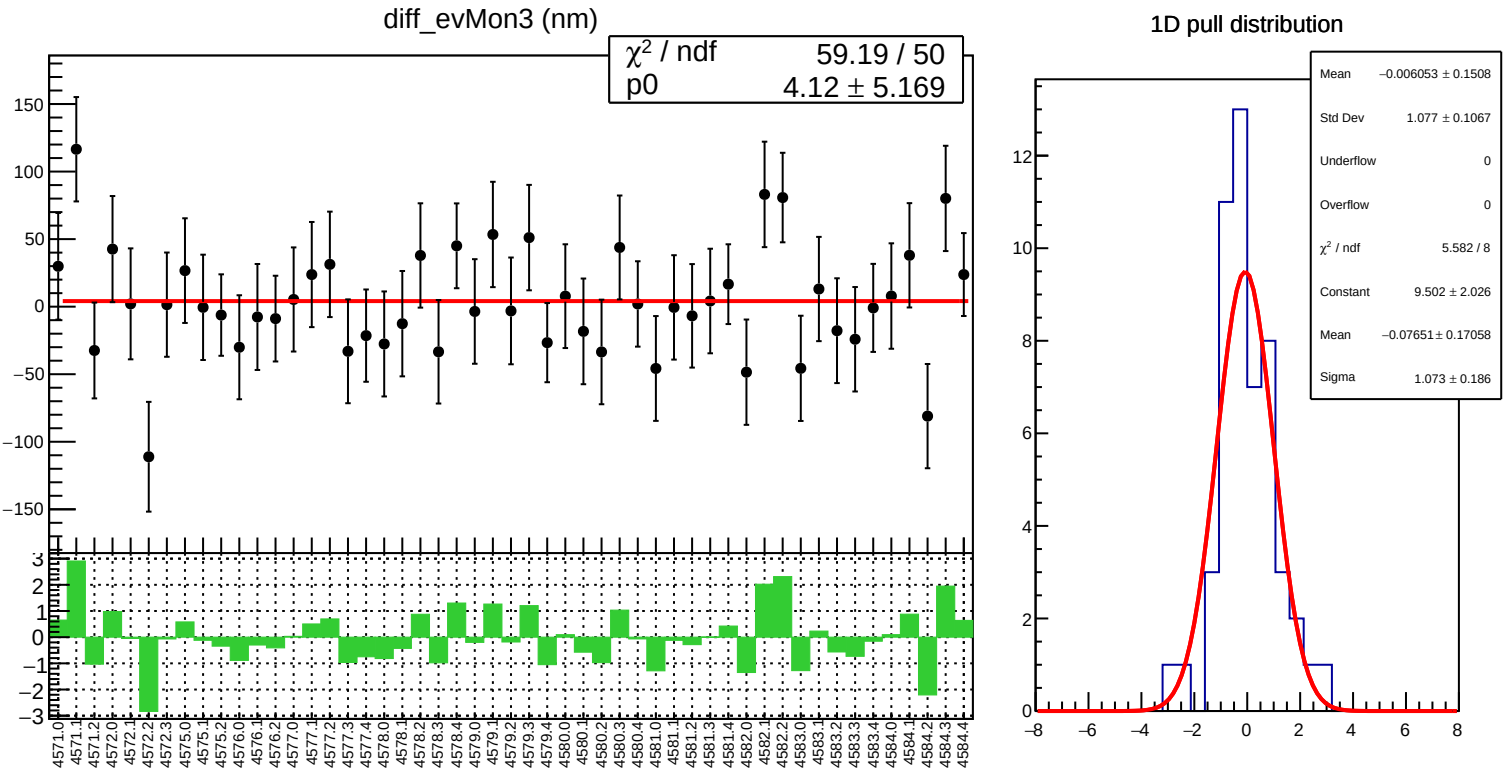
diff_evMon3 (nm)
χ² / ndf 59.19 / 50
p0 4.12 ± 5.169
1D pull distribution
Mean −0.006053 ± 0.1508
Std Dev 1.077 ± 0.1067
Underflow 0
Overflow 0
χ² / ndf 5.582 / 8
Constant 9.502 ± 2.026
Mean −0.07651 ± 0.17058
Sigma 1.073 ± 0.186

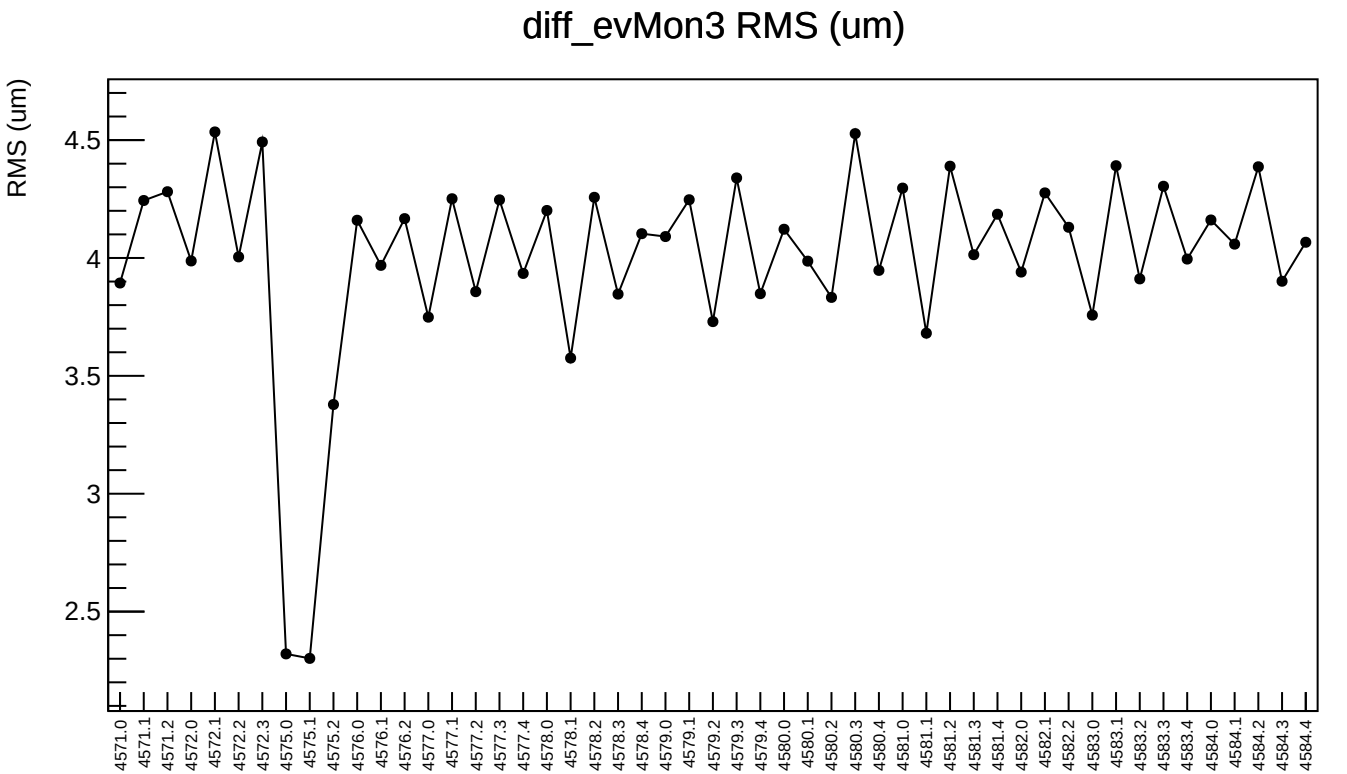
diff_evMon3 RMS (um)
RMS (um)
4.5
4
3.5
3
2.5
4571.0
4571.1
4571.2
4572.0
4572.1
4572.2
4572.3
4575.0
4575.1
4575.2
4576.0
4576.1
4576.2
4577.0
4577.1
4577.2
4577.3
4577.4
4578.0
4578.1
4578.2
4578.3
4578.4
4579.0
4579.1
4579.2
4579.3
4579.4
4580.0
4580.1
4580.2
4580.3
4580.4
4581.0
4581.1
4581.2
4581.3
4581.4
4582.0
4582.1
4582.2
4583.0
4583.1
4583.2
4583.3
4583.4
4584.0
4584.1
4584.2
4584.3
4584.4

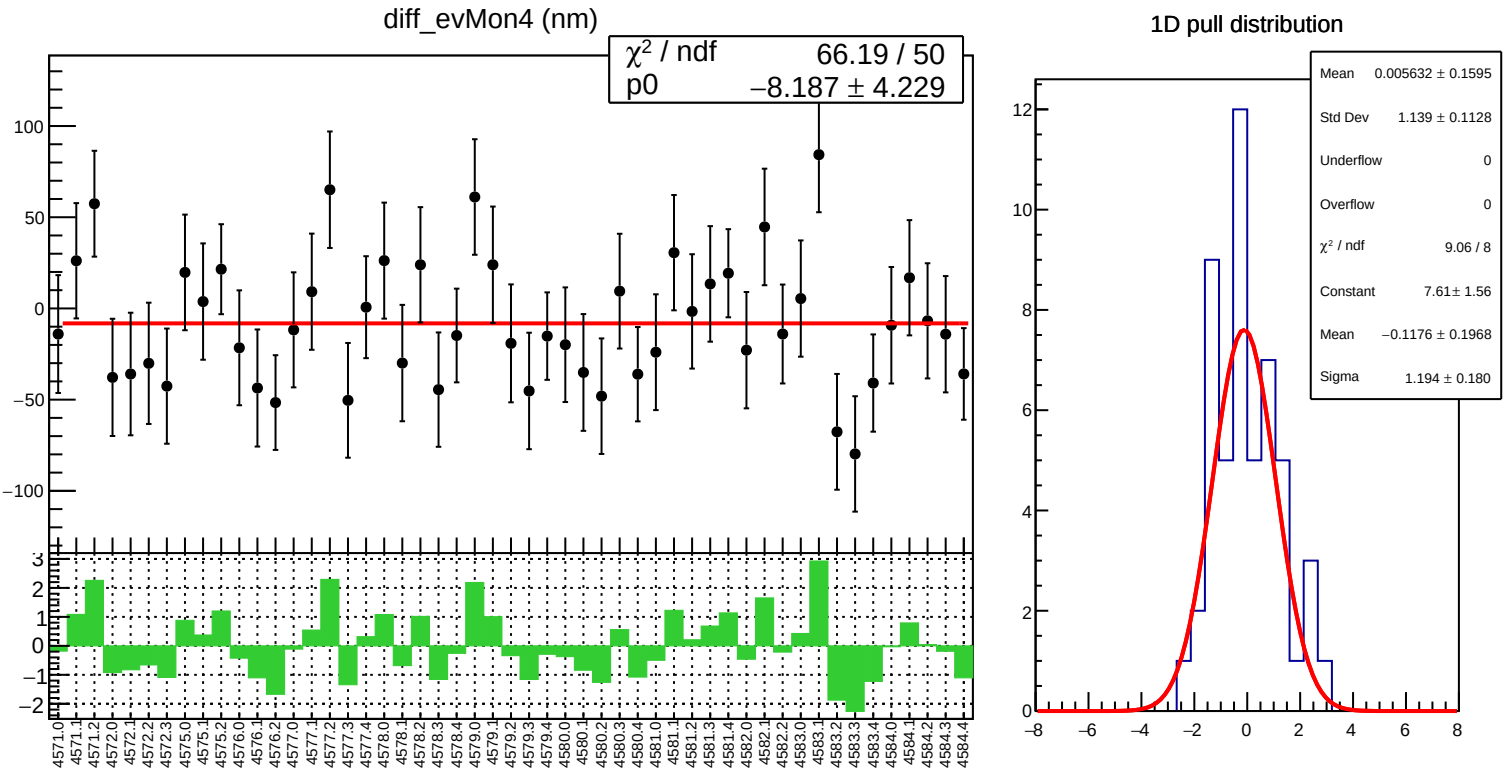
diff_evMon4 (nm)
χ² / ndf 66.19 / 50
p0 −8.187 ± 4.229
1D pull distribution
Mean 0.005632 ± 0.1595
Std Dev 1.139 ± 0.1128
Underflow 0
Overflow 0
χ² / ndf 9.06 / 8
Constant 7.61± 1.56
Mean −0.1176 ± 0.1968
Sigma 1.194 ± 0.180

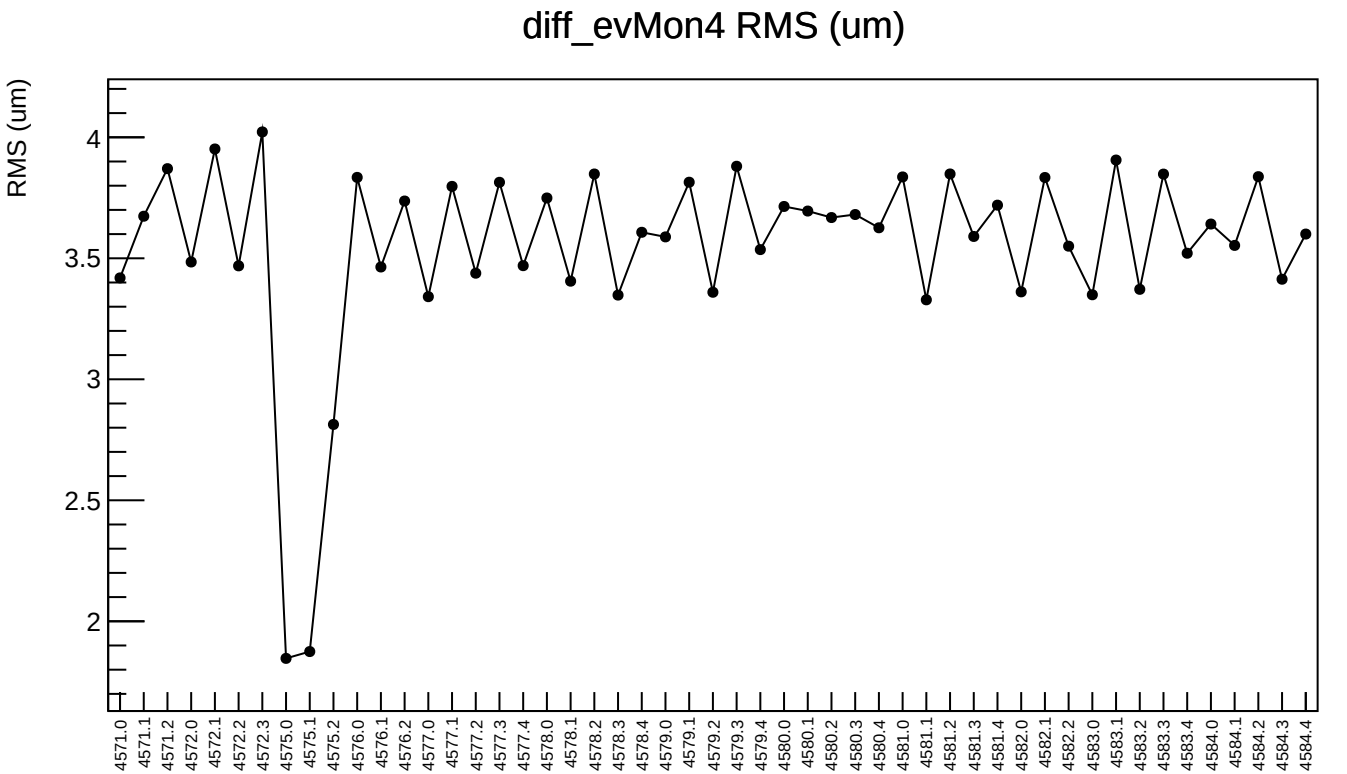
diff_evMon4 RMS (um)
RMS (um)
4
3.5
3
2.5
2
4571.0
4571.1
4571.2
4572.0
4572.1
4572.2
4572.3
4575.0
4575.1
4575.2
4576.0
4576.1
4576.2
4577.0
4577.1
4577.2
4577.3
4577.4
4578.0
4578.1
4578.2
4578.3
4578.4
4579.0
4579.1
4579.2
4579.3
4579.4
4580.0
4580.1
4580.2
4580.3
4580.4
4581.0
4581.1
4581.2
4581.3
4581.4
4582.0
4582.1
4582.2
4583.0
4583.1
4583.2
4583.3
4583.4
4584.0
4584.1
4584.2
4584.3
4584.4

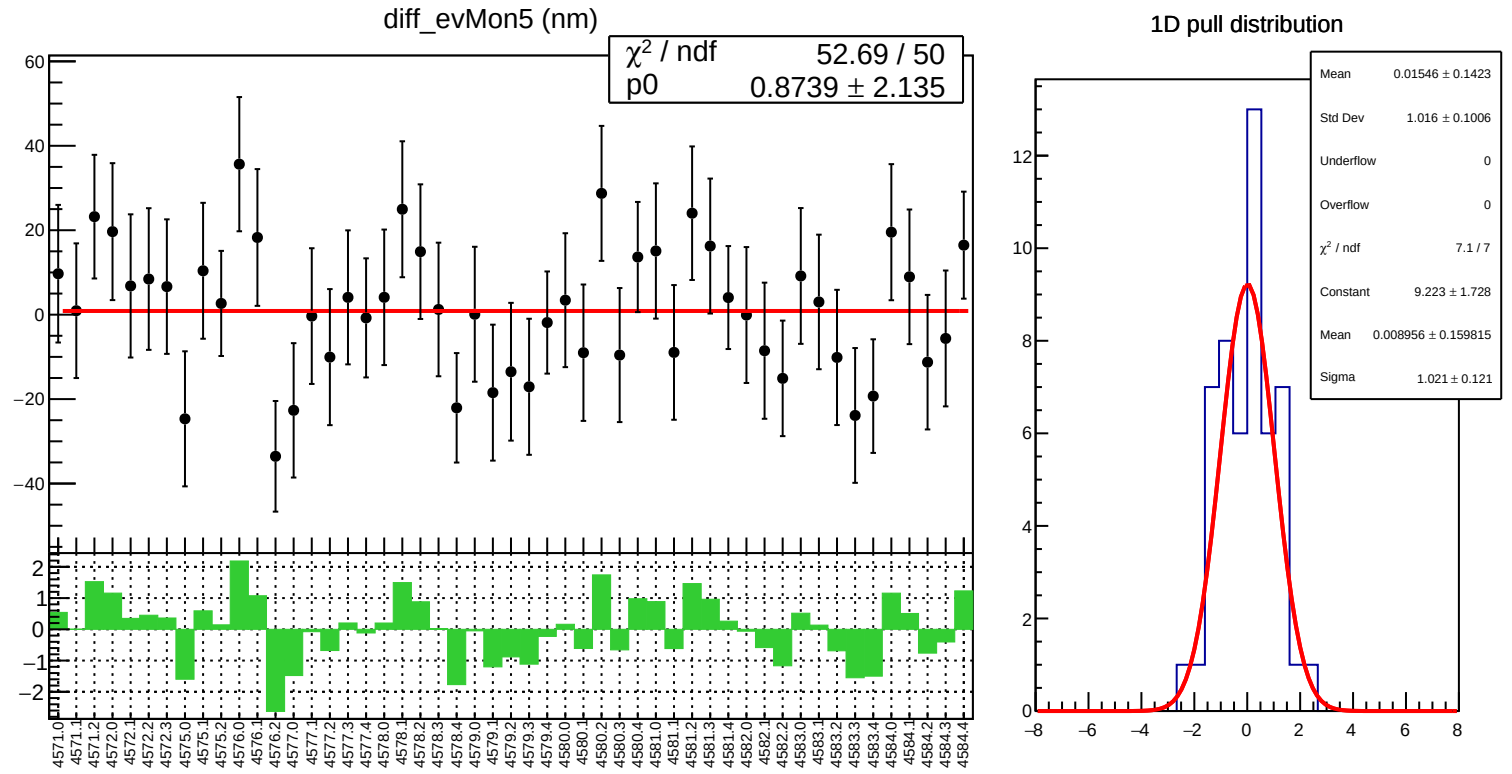
diff_evMon5 (nm)
χ² / ndf 52.69 / 50
p0 0.8739 ± 2.135
1D pull distribution
Mean 0.01546 ± 0.1423
Std Dev 1.016 ± 0.1006
Underflow 0
Overflow 0
χ² / ndf 7.1 / 7
Constant 9.223 ± 1.728
Mean 0.008956 ± 0.159815
Sigma 1.021 ± 0.121

diff_evMon5 RMS (um)

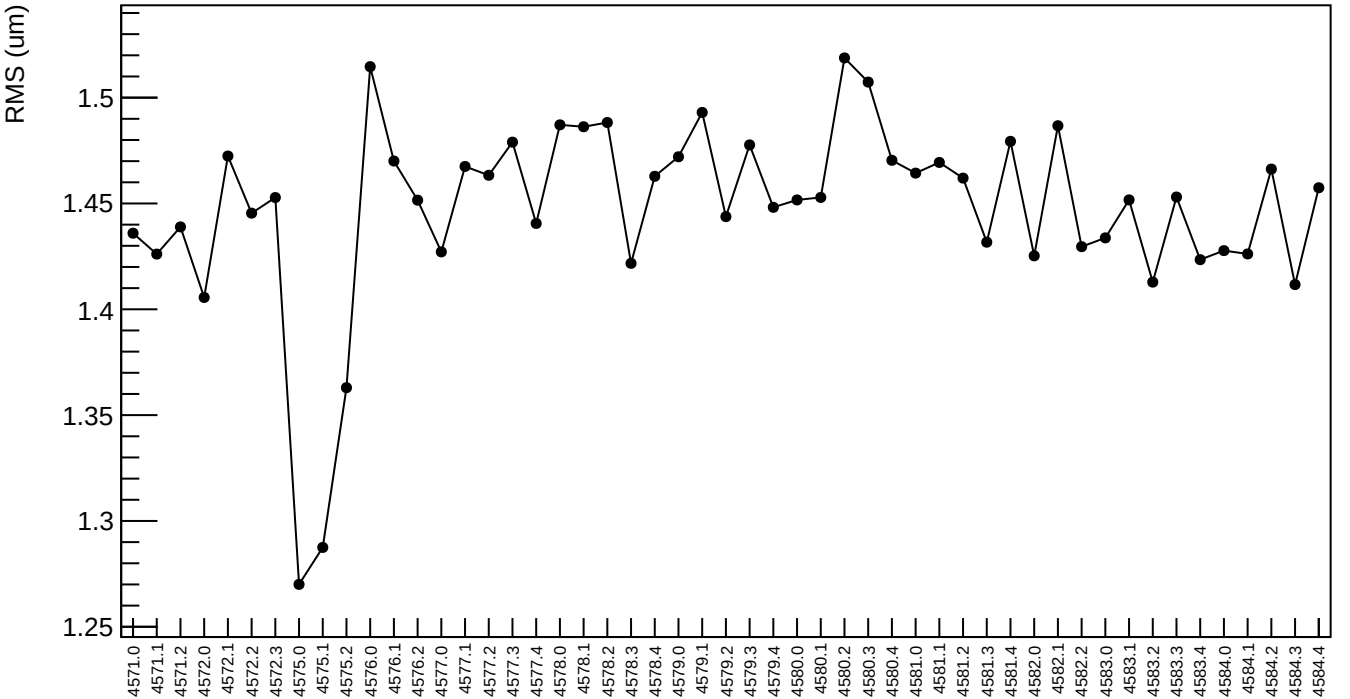

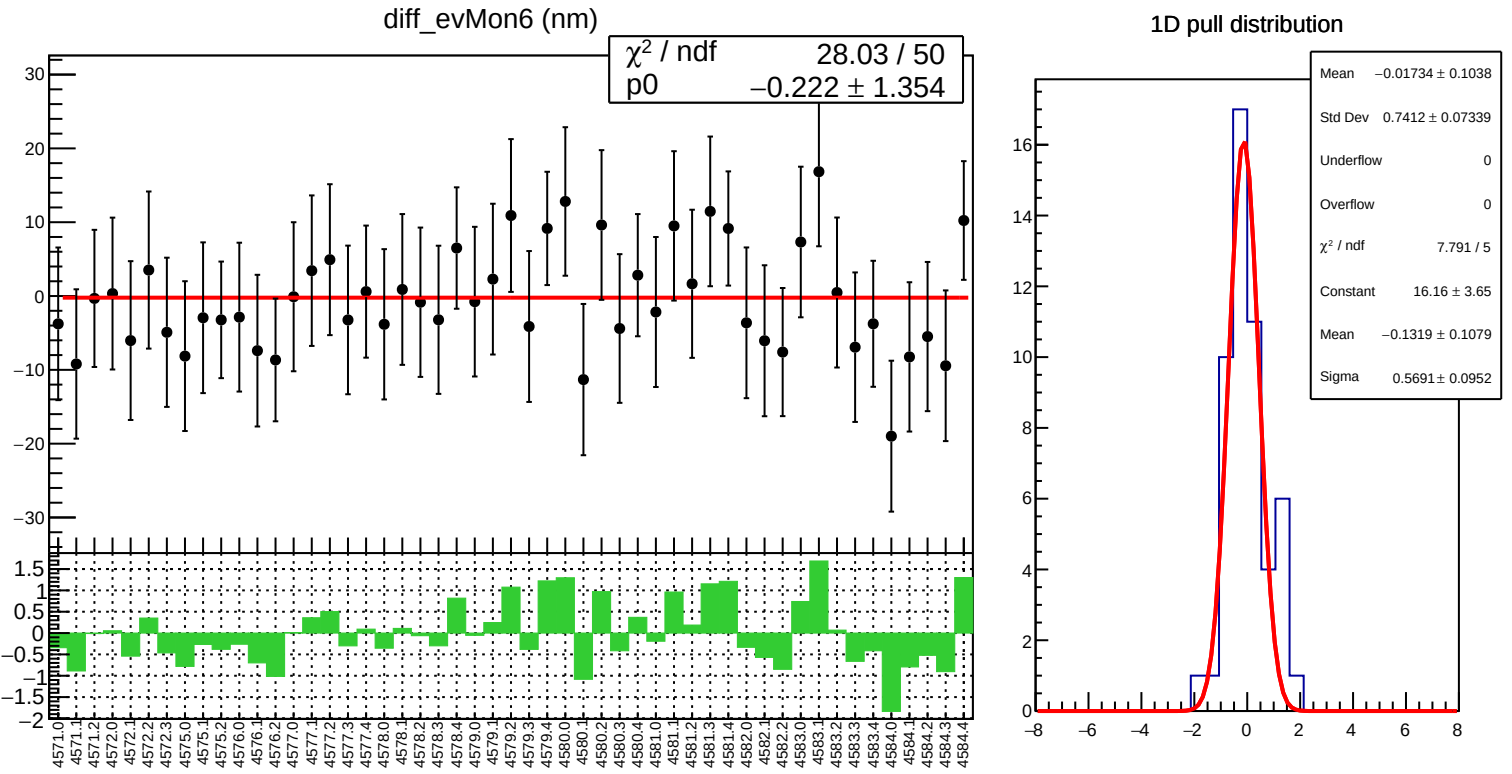
diff_evMon6 (nm)
χ² / ndf 28.03 / 50
p0 −0.222 ± 1.354
1D pull distribution
Mean −0.01734 ± 0.1038
Std Dev 0.7412 ± 0.07339
Underflow 0
Overflow 0
χ² / ndf 7.791 / 5
Constant 16.16 ± 3.65
Mean −0.1319 ± 0.1079
Sigma 0.5691 ± 0.0952

diff_evMon6 RMS (um)

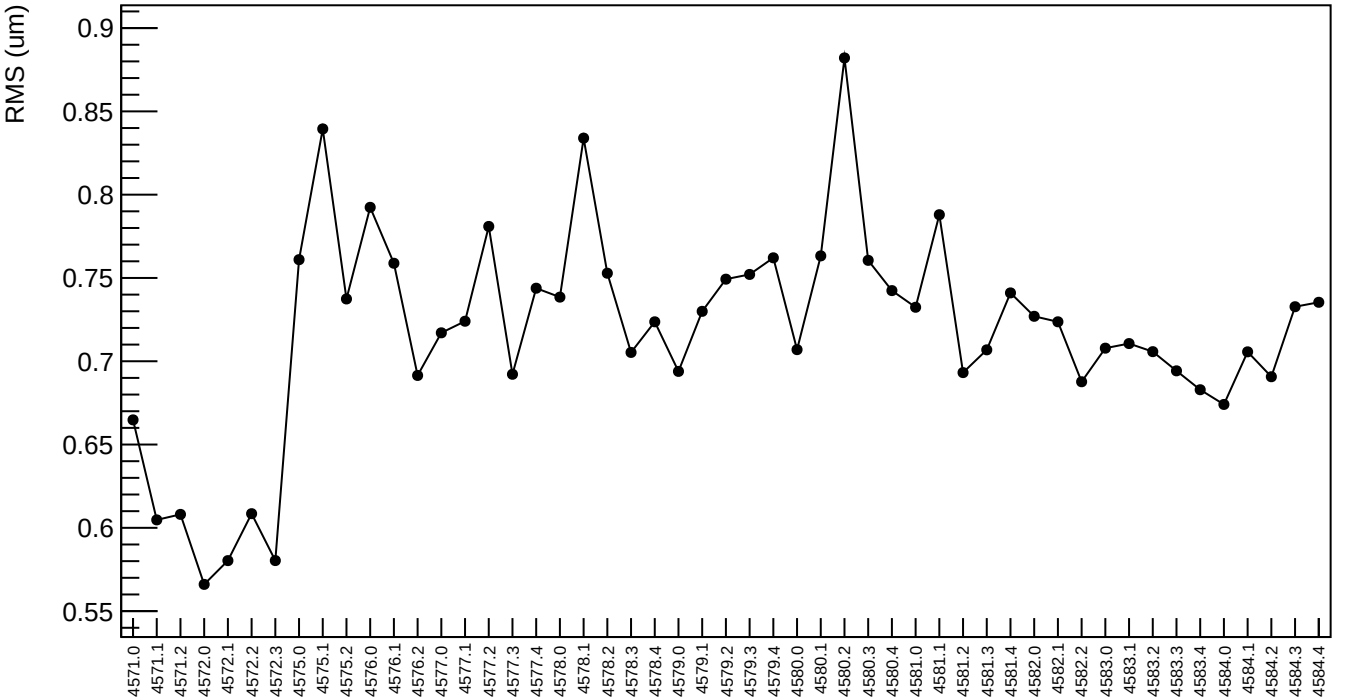

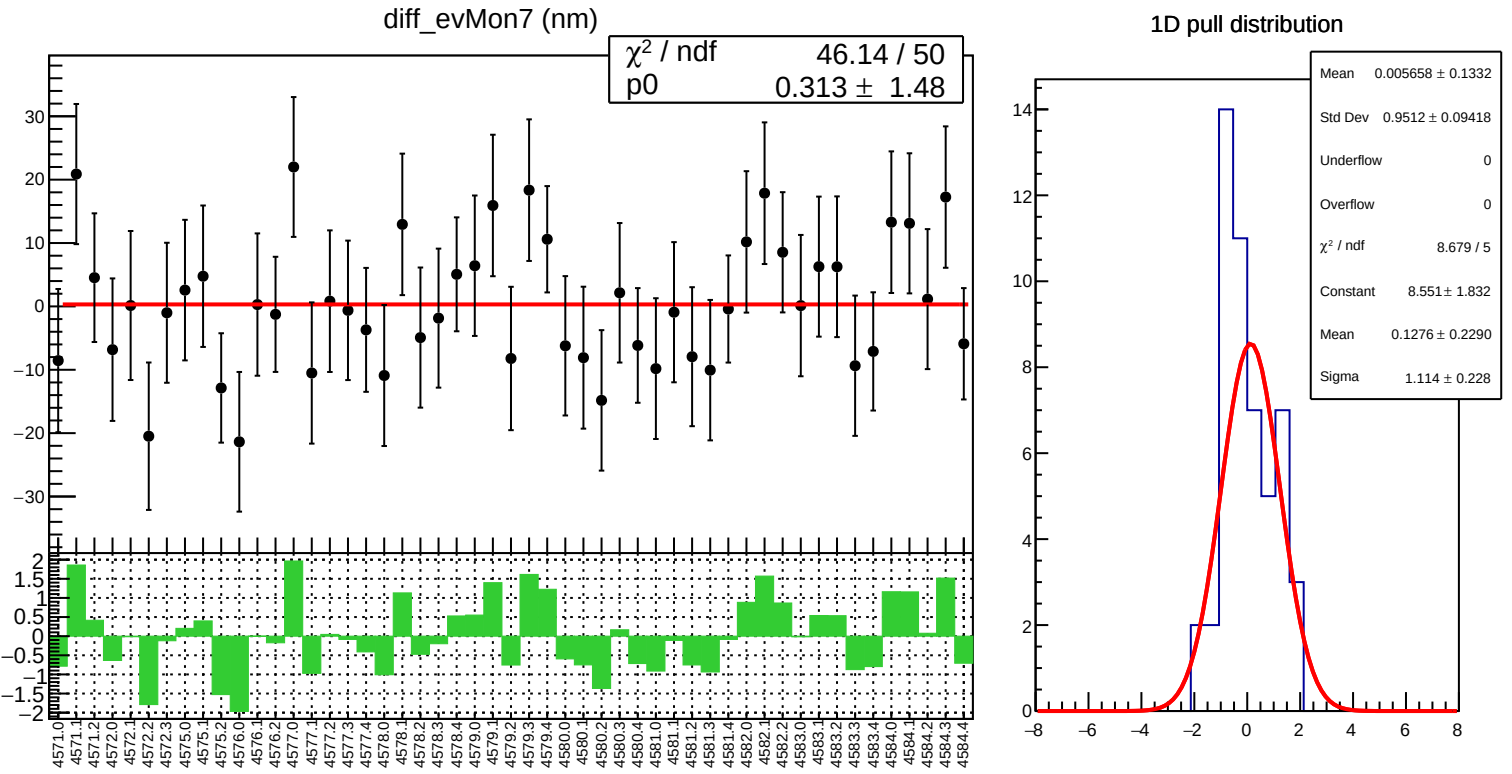
diff_evMon7 (nm)
χ² / ndf 46.14 / 50
p0 0.313 ± 1.48
1D pull distribution
Mean 0.005658 ± 0.1332
Std Dev 0.9512 ± 0.09418
Underflow 0
Overflow 0
χ² / ndf 8.679 / 5
Constant 8.551 ± 1.832
Mean 0.1276 ± 0.2290
Sigma 1.114 ± 0.228

diff_evMon7 RMS (um)

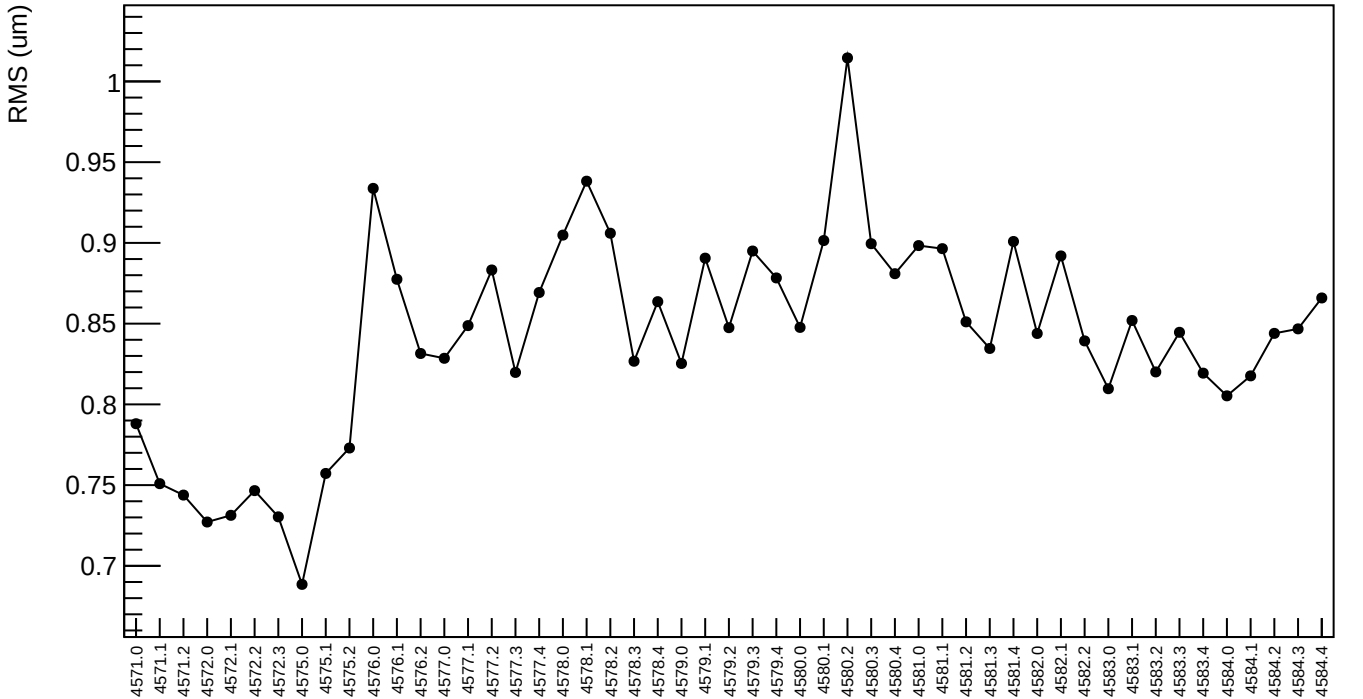

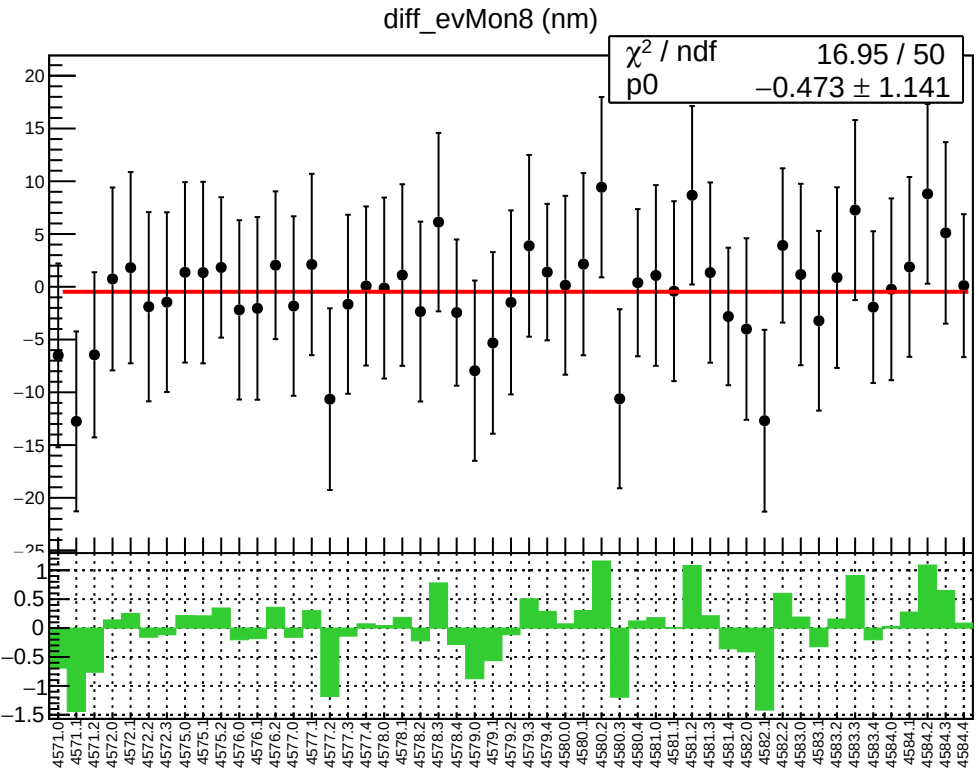
diff_evMon8 (nm)
χ² / ndf 16.95 / 50
p0 −0.473 ± 1.141

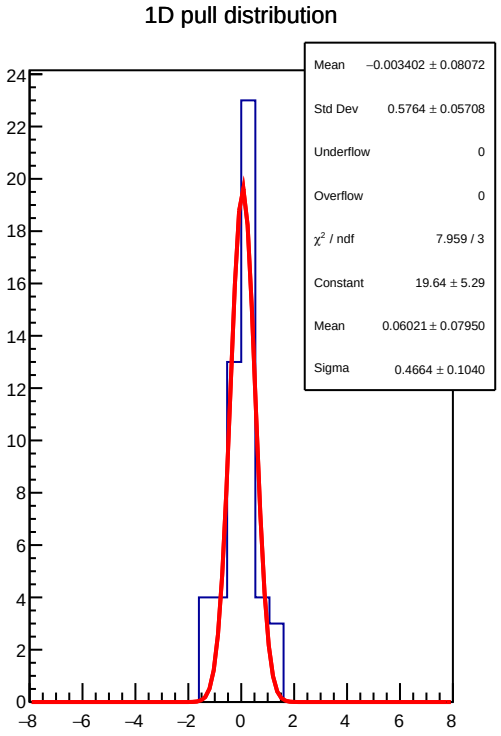
1D pull distribution
Mean −0.003402 ± 0.08072
Std Dev 0.5764 ± 0.05708
Underflow 0
Overflow 0
χ² / ndf 7.959 / 3
Constant 19.64 ± 5.29
Mean 0.06021 ± 0.07950
Sigma 0.4664 ± 0.1040

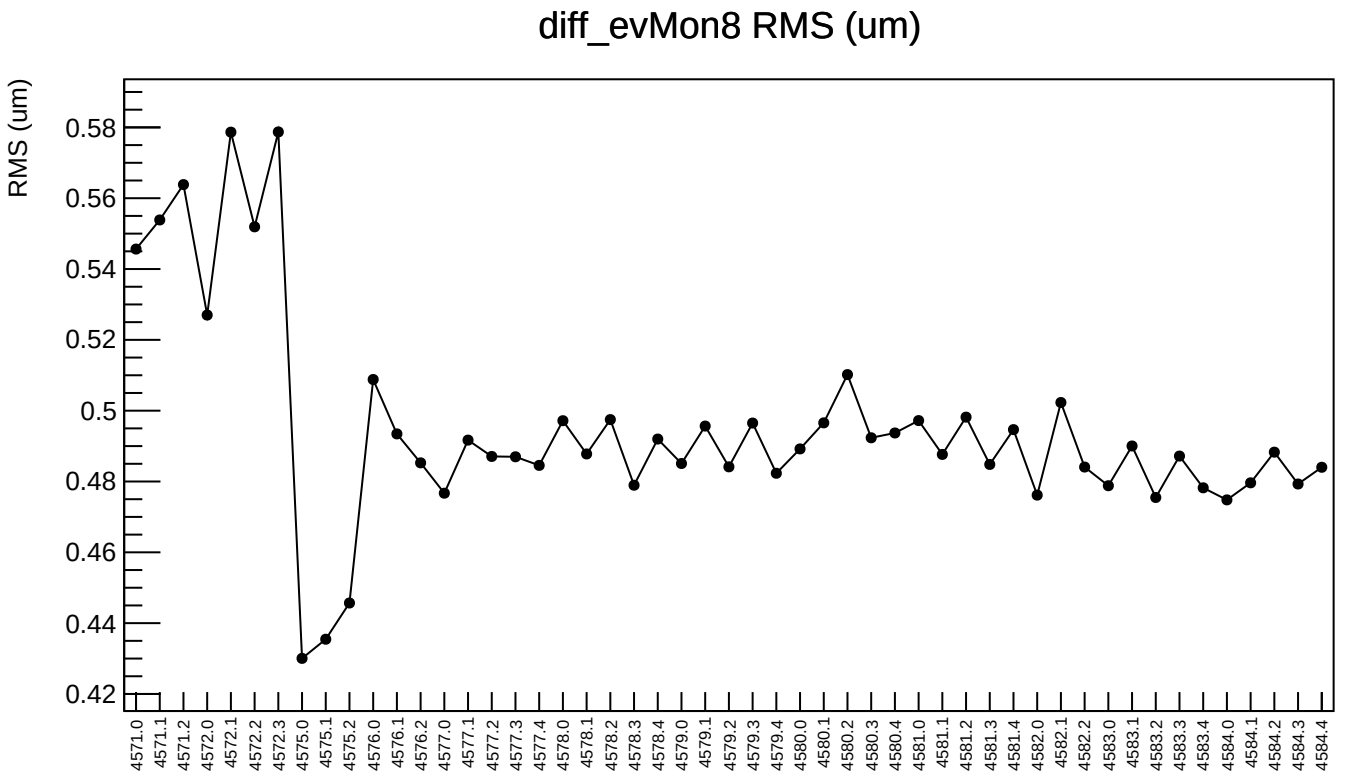
diff_evMon8 RMS (um)
RMS (um)
0.58
0.56
0.54
0.52
0.5
0.48
0.46
0.44
0.42
4571.0
4571.1
4571.2
4572.0
4572.1
4572.2
4572.3
4575.0
4575.1
4575.2
4576.0
4576.1
4576.2
4577.0
4577.1
4577.2
4577.3
4577.4
4578.0
4578.1
4578.2
4578.3
4578.4
4579.0
4579.1
4579.2
4579.3
4579.4
4580.0
4580.1
4580.2
4580.3
4580.4
4581.0
4581.1
4581.2
4581.3
4581.4
4582.0
4582.1
4582.2
4583.0
4583.1
4583.2
4583.3
4583.4
4584.0
4584.1
4584.2
4584.3
4584.4

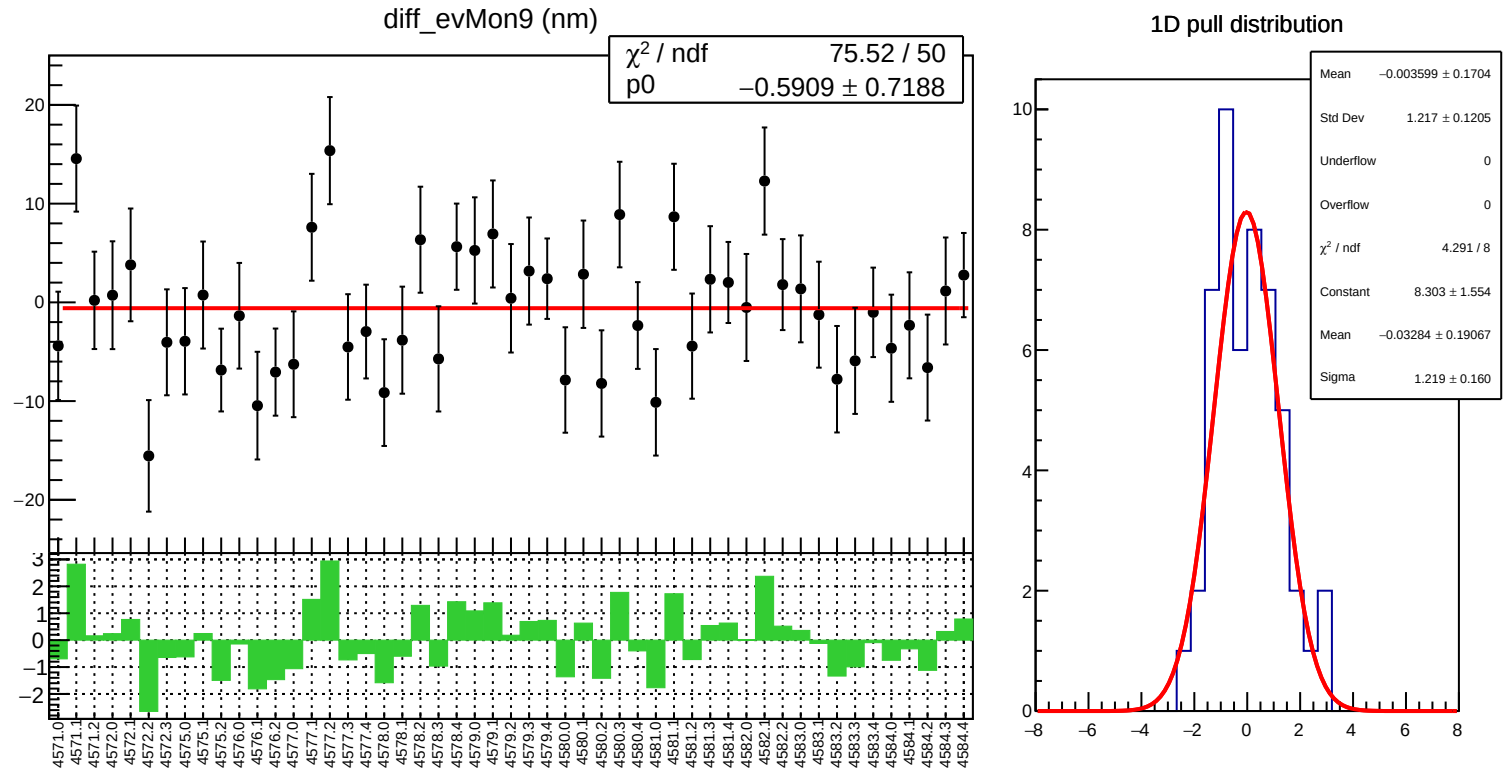
diff_evMon9 (nm)
χ² / ndf 75.52 / 50
p0 −0.5909 ± 0.7188
1D pull distribution
Mean −0.003599 ± 0.1704
Std Dev 1.217 ± 0.1205
Underflow 0
Overflow 0
χ² / ndf 4.291 / 8
Constant 8.303 ± 1.554
Mean −0.03284 ± 0.19067
Sigma 1.219 ± 0.160

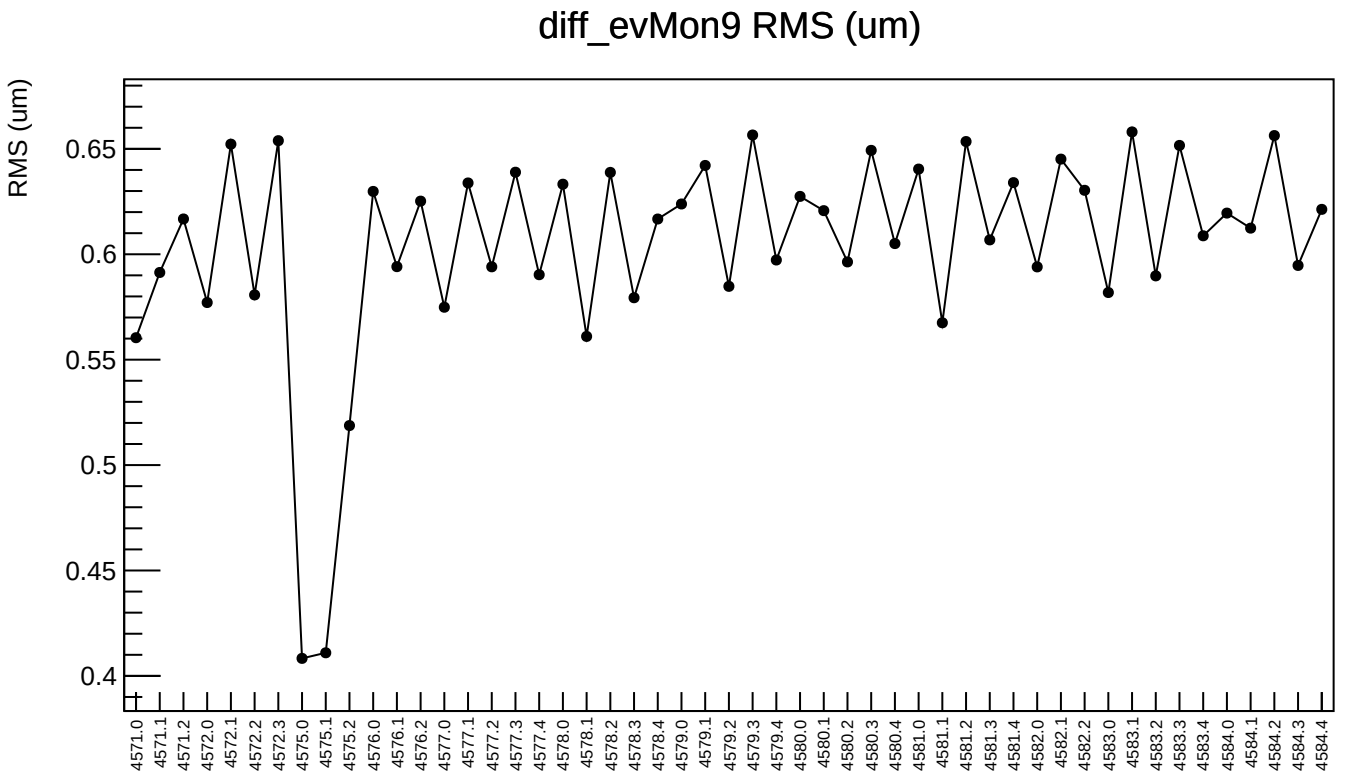
diff_evMon9 RMS (um)
RMS (um)
0.65
0.6
0.55
0.5
0.45
0.4
4571.0
4571.1
4571.2
4572.0
4572.1
4572.2
4572.3
4575.0
4575.1
4575.2
4576.0
4576.1
4576.2
4577.0
4577.1
4577.2
4577.3
4577.4
4578.0
4578.1
4578.2
4578.3
4578.4
4579.0
4579.1
4579.2
4579.3
4579.4
4580.0
4580.1
4580.2
4580.3
4580.4
4581.0
4581.1
4581.2
4581.3
4581.4
4582.0
4582.1
4582.2
4583.0
4583.1
4583.2
4583.3
4583.4
4584.0
4584.1
4584.2
4584.3
4584.4

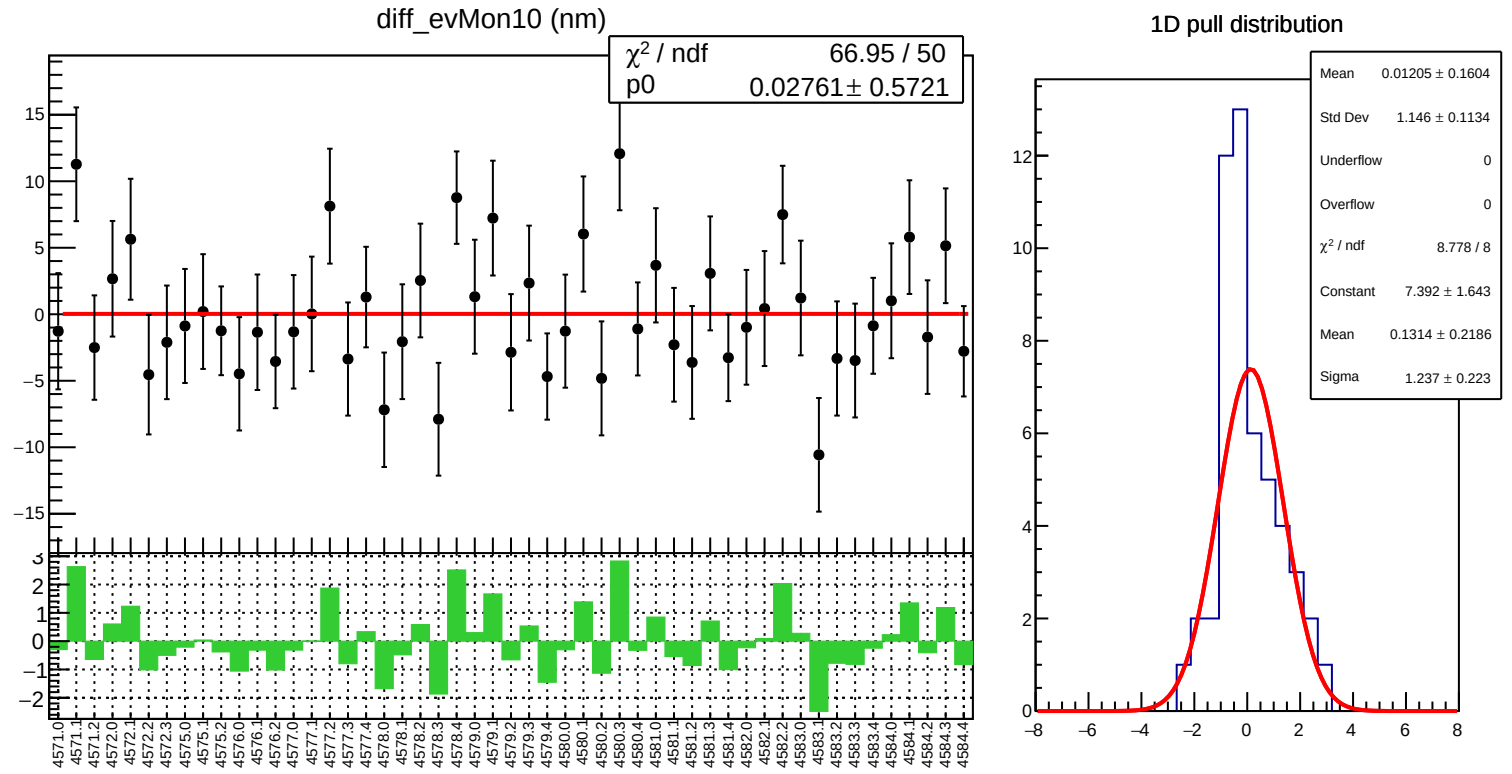
diff_evMon10 (nm)
χ² / ndf 66.95 / 50
p0 0.02761 ± 0.5721
1D pull distribution
Mean 0.01205 ± 0.1604
Std Dev 1.146 ± 0.1134
Underflow 0
Overflow 0
χ² / ndf 8.778 / 8
Constant 7.392 ± 1.643
Mean 0.1314 ± 0.2186
Sigma 1.237 ± 0.223

diff_evMon10 RMS (um)

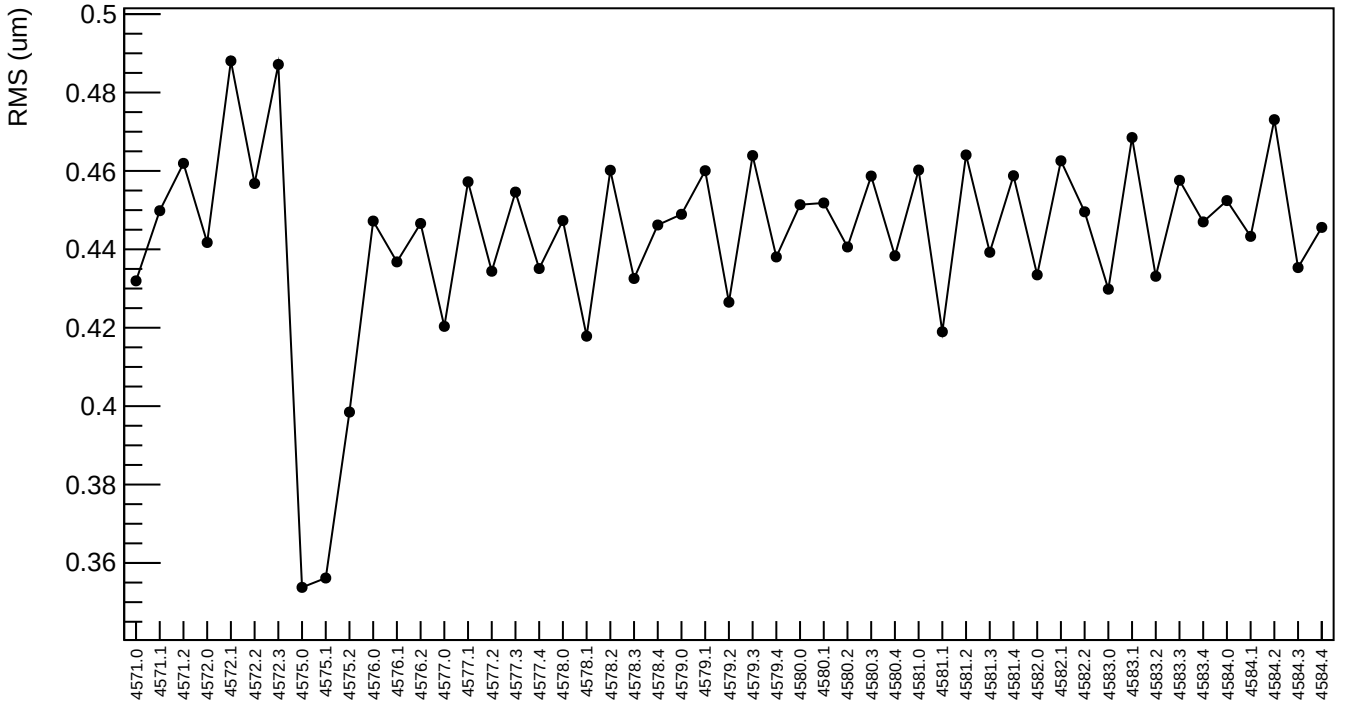

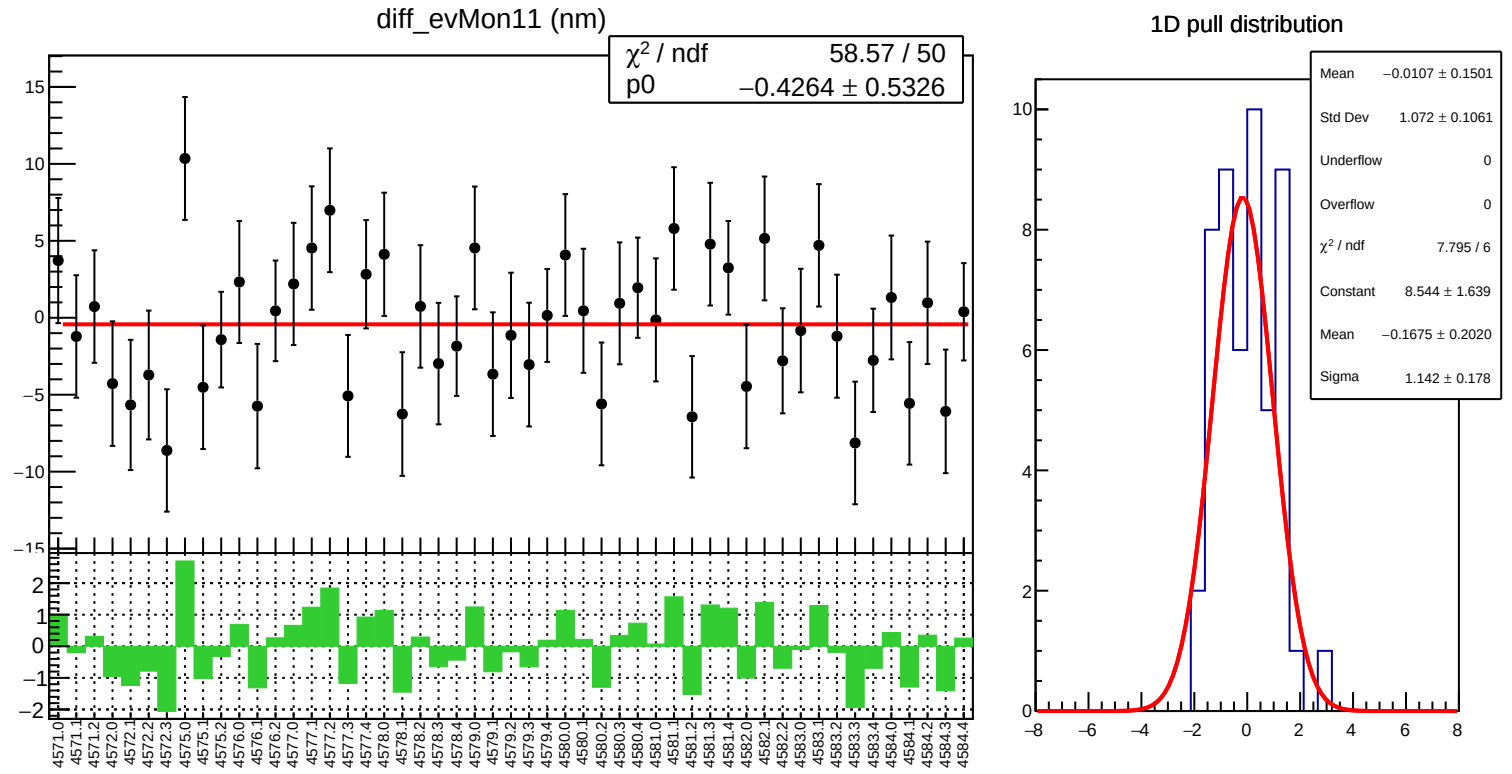
diff_evMon11 (nm)
χ² / ndf 58.57 / 50
p0 −0.4264 ± 0.5326
1D pull distribution
Mean −0.0107 ± 0.1501
Std Dev 1.072 ± 0.1061
Underflow 0
Overflow 0
χ² / ndf 7.795 / 6
Constant 8.544 ± 1.639
Mean −0.1675 ± 0.2020
Sigma 1.142 ± 0.178

diff_evMon11 RMS (um)

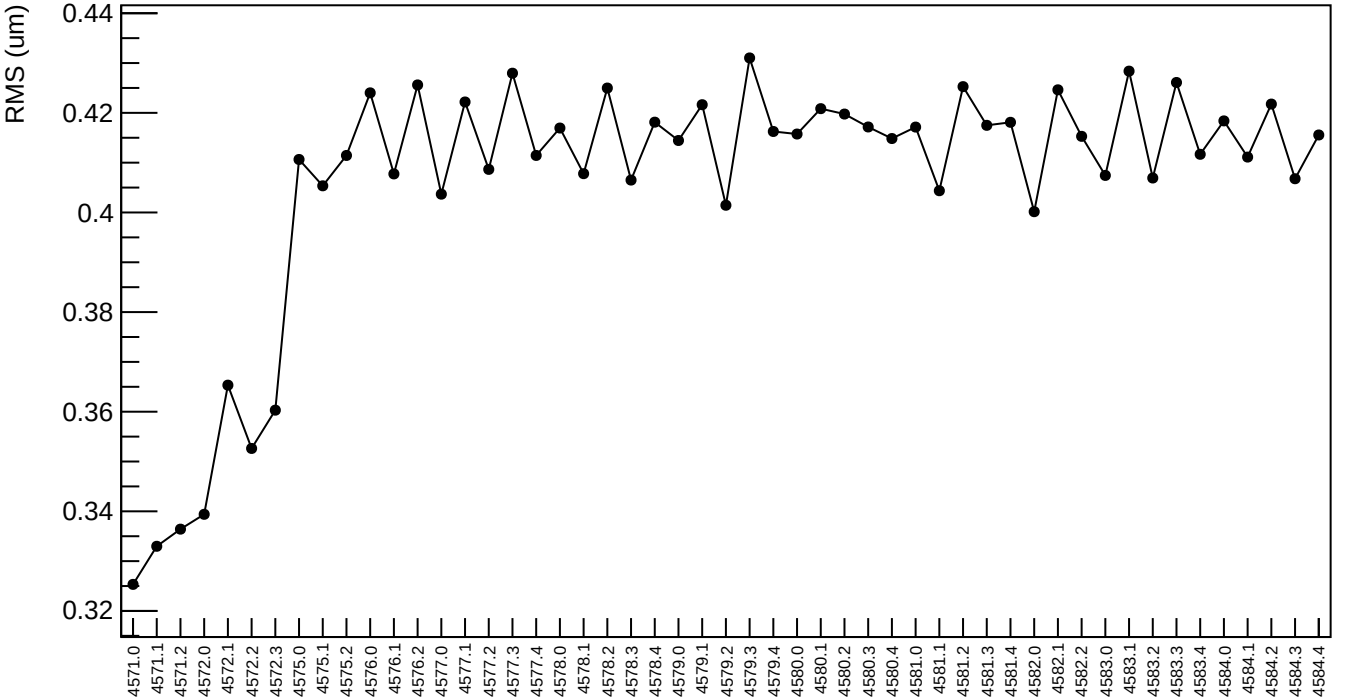

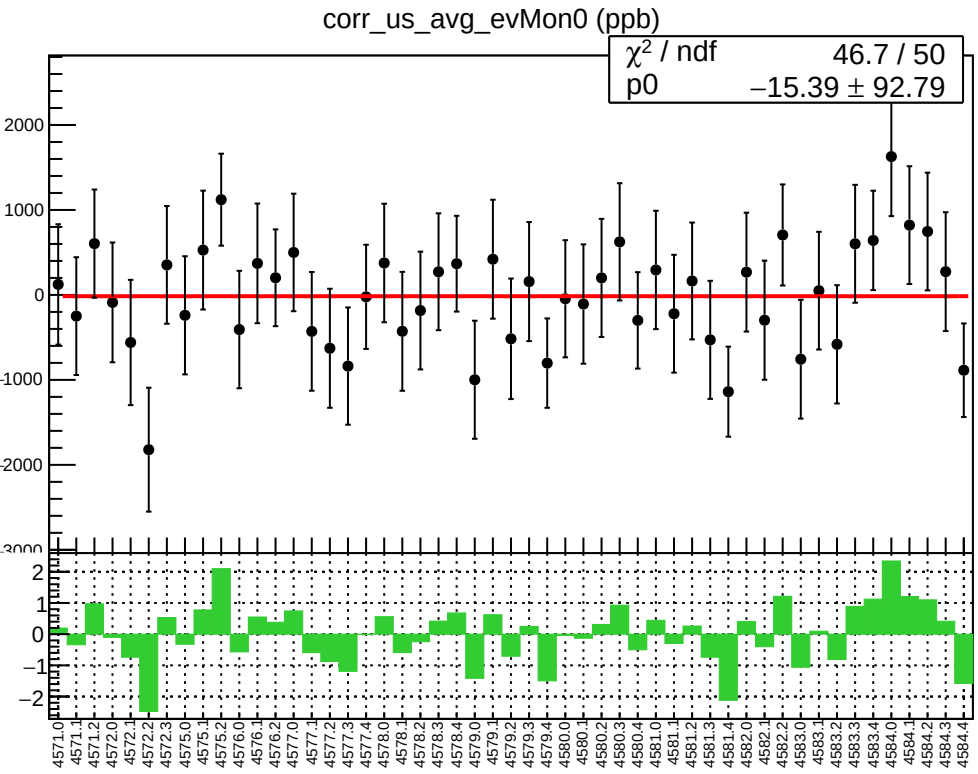
corr_us_avg_evMon0 (ppb)
χ² / ndf 46.7 / 50
p0 −15.39 ± 92.79
2000
1000
0
-1000
-2000
-3000
2
1
0
−1
−2
4571.0
4571.1
4571.2
4572.0
4572.1
4572.2
4572.3
4575.0
4575.1
4575.2
4576.0
4576.1
4576.2
4577.0
4577.1
4577.2
4577.3
4577.4
4578.0
4578.1
4578.2
4578.3
4578.4
4579.0
4579.1
4579.2
4579.3
4579.4
4580.0
4580.1
4580.2
4580.3
4580.4
4581.0
4581.1
4581.2
4581.3
4581.4
4582.0
4582.1
4582.2
4583.0
4583.1
4583.2
4583.3
4583.4
4584.0
4584.1
4584.2
4584.3
4584.4

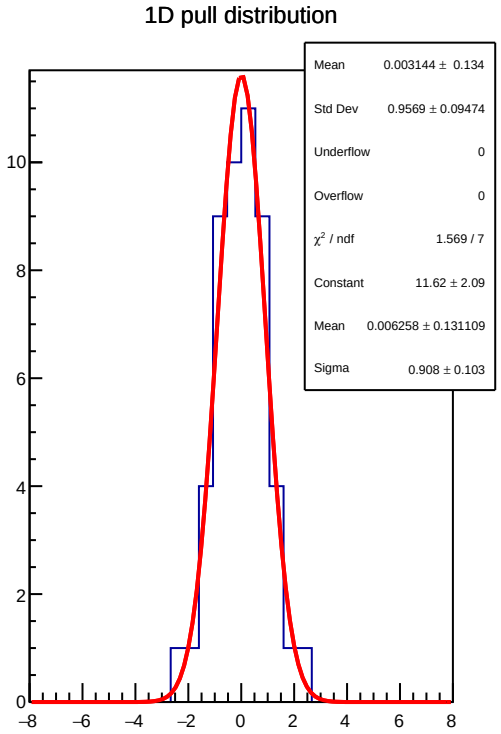
1D pull distribution
Mean 0.003144 ± 0.134
Std Dev 0.9569 ± 0.09474
Underflow 0
Overflow 0
χ² / ndf 1.569 / 7
Constant 11.62 ± 2.09
Mean 0.006258 ± 0.131109
Sigma 0.908 ± 0.103
10
8
6
4
2
0
−8
−6
−4
−2
0
2
4
6
8

corr_us_avg_evMon0 RMS (ppm)

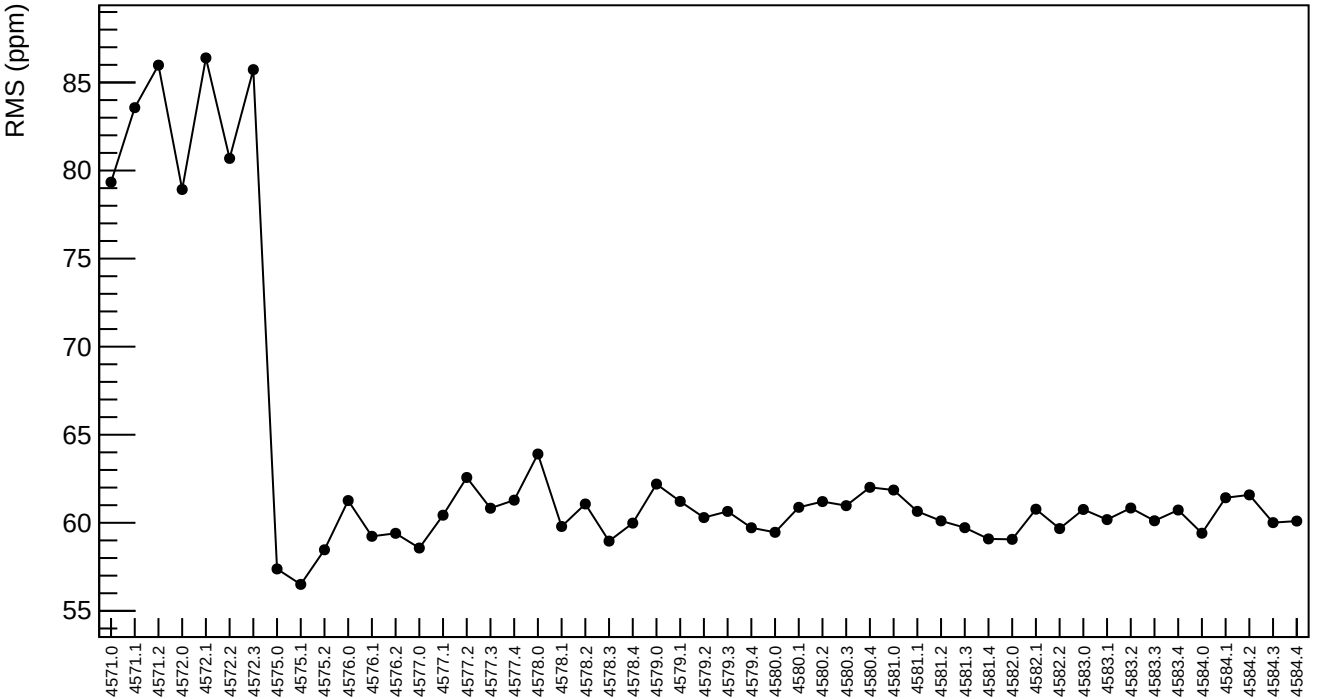

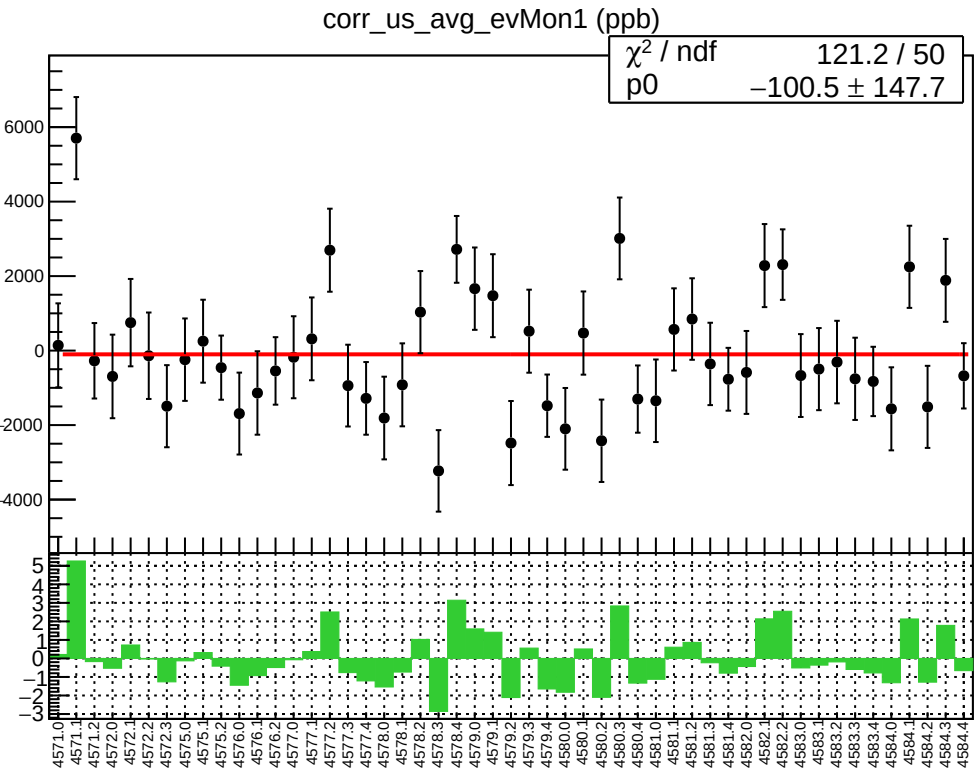
corr_us_avg_evMon1 (ppb)
χ^2 / ndf 121.2 / 50
p0 −100.5 ± 147.7
6000
4000
2000
0
-2000
-4000
5
4
3
2
1
0
−1
−2
−3
4571.0
4571.1
4571.2
4572.0
4572.1
4572.2
4572.3
4575.0
4575.1
4575.2
4576.0
4576.1
4576.2
4577.0
4577.1
4577.2
4577.3
4577.4
4578.0
4578.1
4578.2
4578.3
4578.4
4579.0
4579.1
4579.2
4579.3
4579.4
4580.0
4580.1
4580.2
4580.3
4580.4
4581.0
4581.1
4581.2
4581.3
4581.4
4582.0
4582.1
4582.2
4583.0
4583.1
4583.2
4583.3
4583.4
4584.0
4584.1
4584.2
4584.3
4584.4

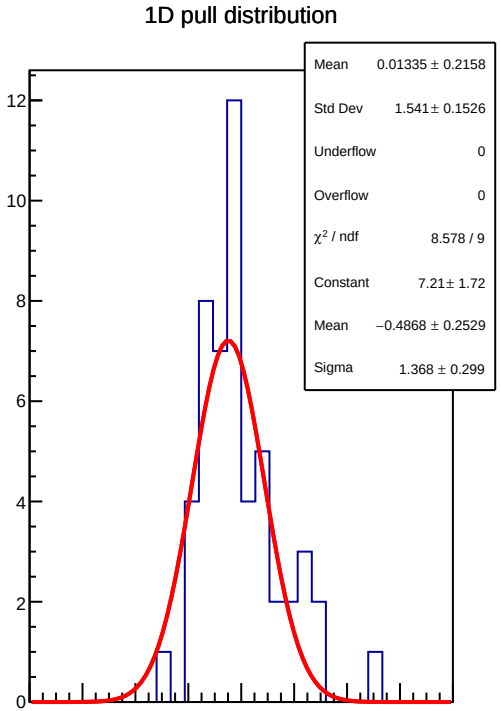
1D pull distribution
Mean 0.01335 ± 0.2158
Std Dev 1.541± 0.1526
Underflow 0
Overflow 0
χ^2 / ndf 8.578 / 9
Constant 7.21± 1.72
Mean −0.4868 ± 0.2529
Sigma 1.368 ± 0.299
12
10
8
6
4
2
0
−8
−6
−4
−2
0
2
4
6
8

corr_us_avg_evMon1 RMS (ppm)

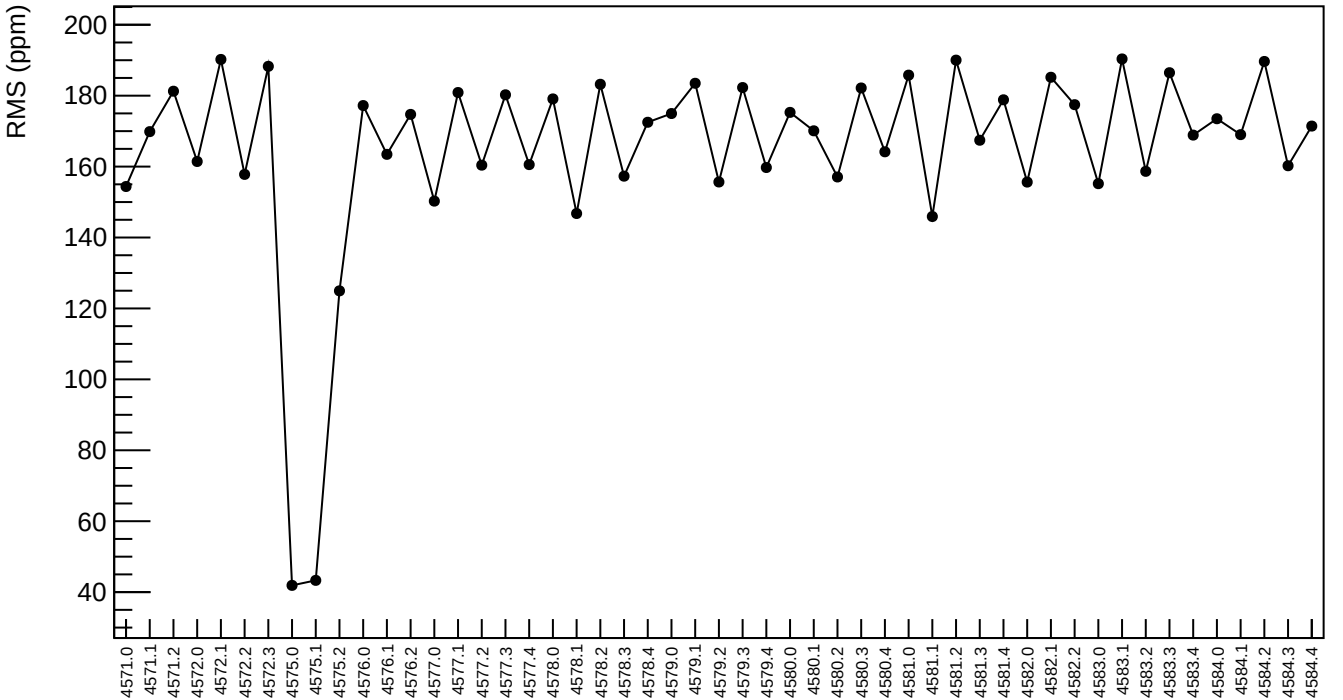

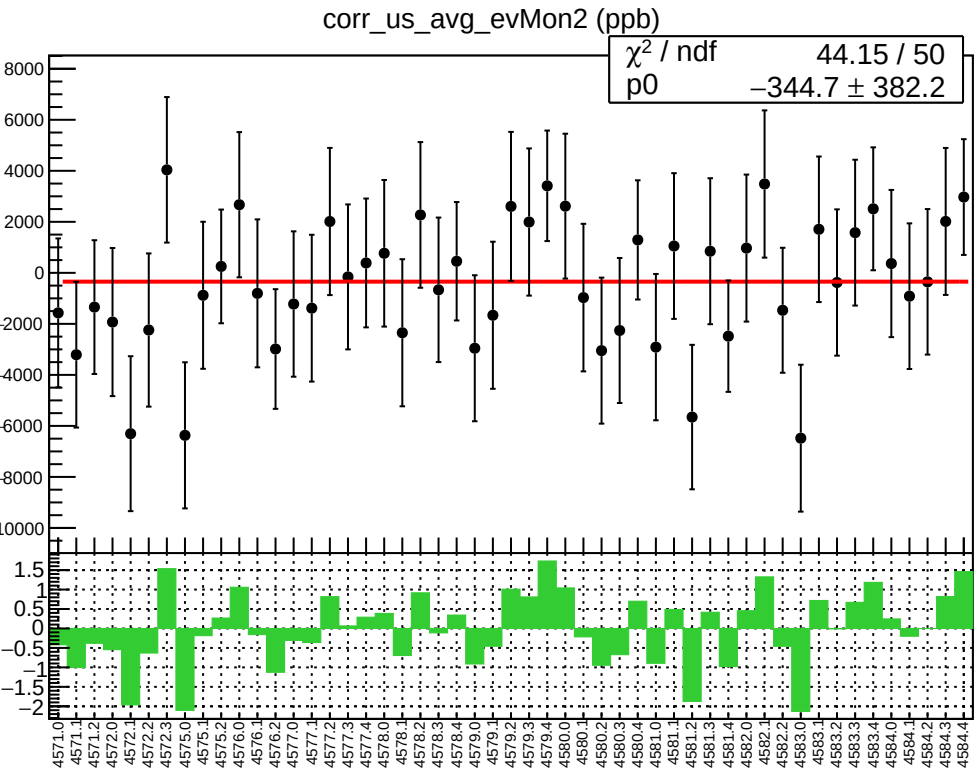
corr_us_avg_evMon2 (ppb)
χ² / ndf 44.15 / 50
p0 −344.7 ± 382.2

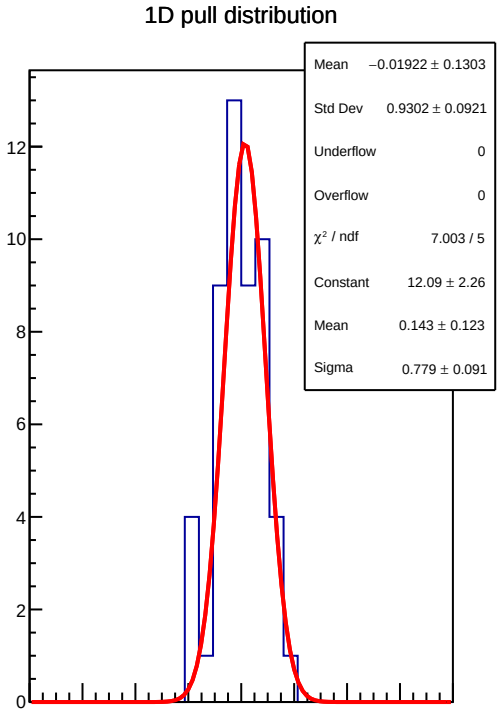
1D pull distribution
Mean −0.01922 ± 0.1303
Std Dev 0.9302 ± 0.0921
Underflow 0
Overflow 0
χ² / ndf 7.003 / 5
Constant 12.09 ± 2.26
Mean 0.143 ± 0.123
Sigma 0.779 ± 0.091

corr_us_avg_evMon2 RMS (ppm)

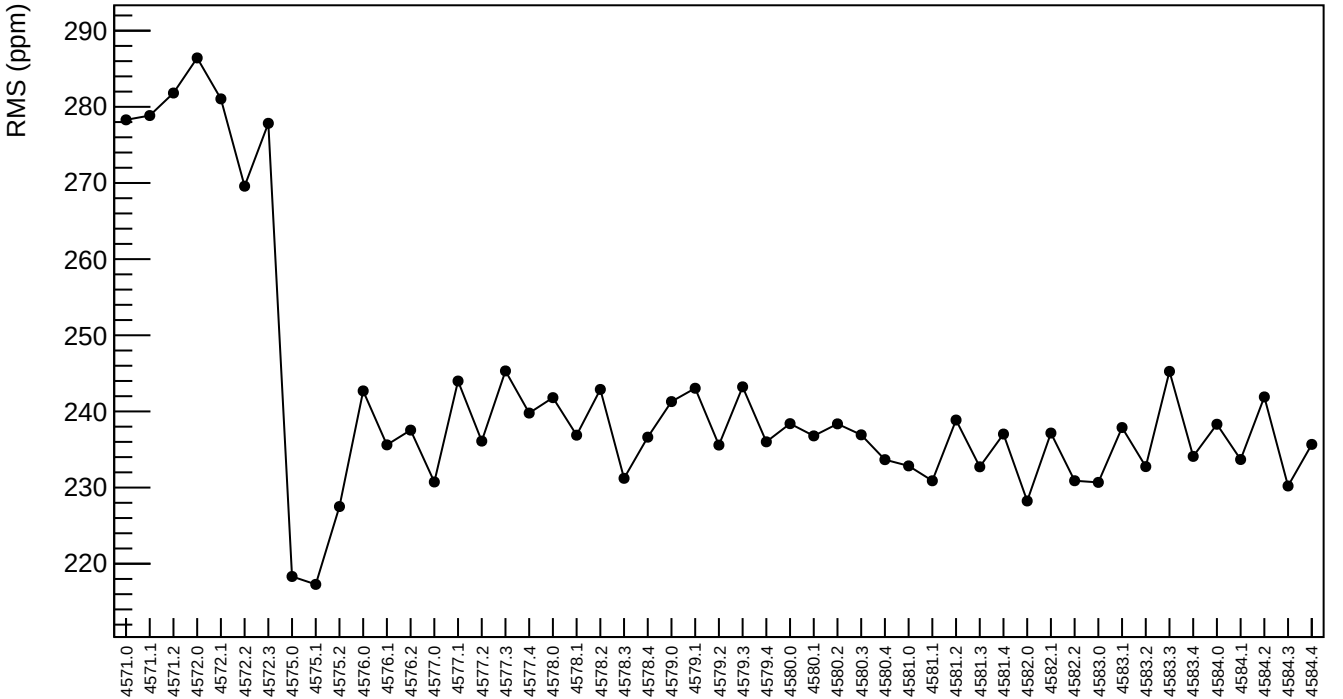

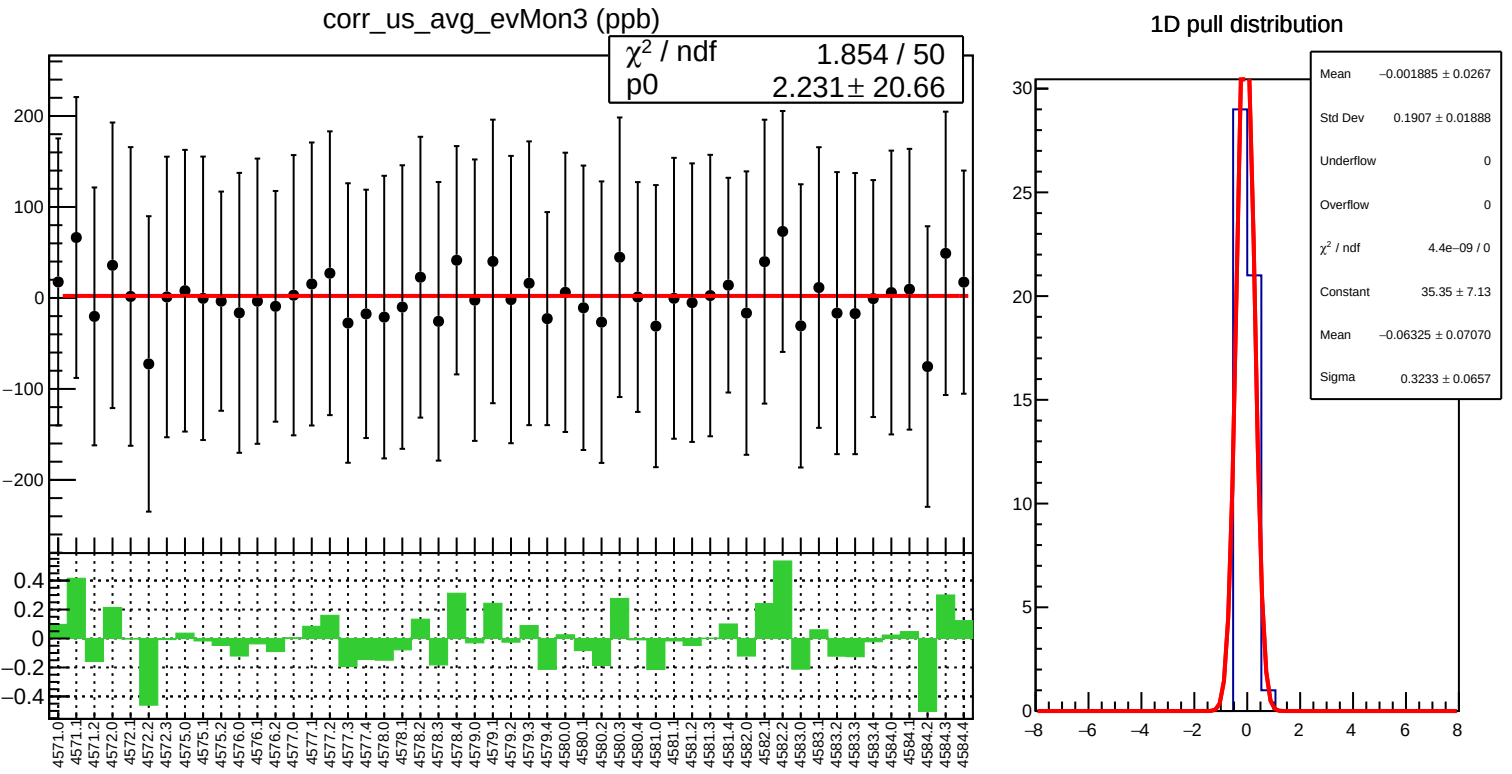
corr_us_avg_evMon3 (ppb)
χ² / ndf 1.854 / 50
p0 2.231 ± 20.66
1D pull distribution
Mean −0.001885 ± 0.0267
Std Dev 0.1907 ± 0.01888
Underflow 0
Overflow 0
χ² / ndf 4.4e−09 / 0
Constant 35.35 ± 7.13
Mean −0.06325 ± 0.07070
Sigma 0.3233 ± 0.0657

corr_us_avg_evMon3 RMS (ppm)

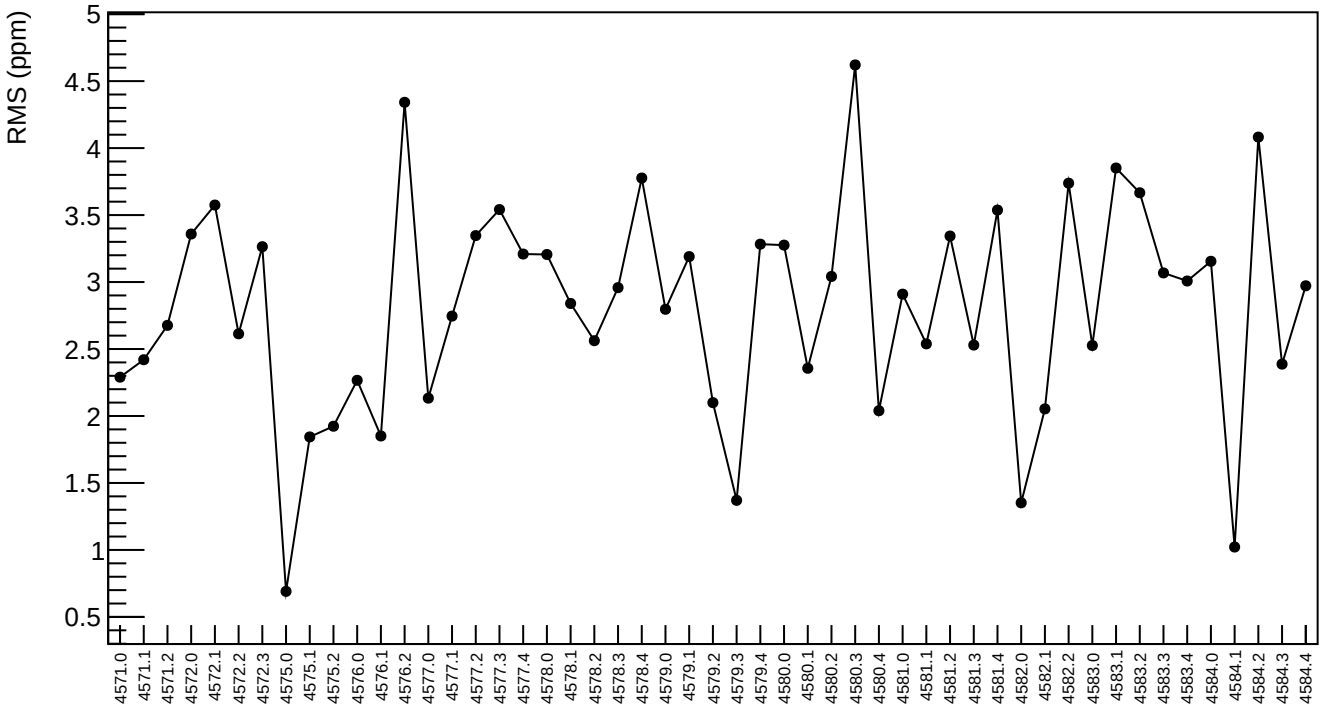

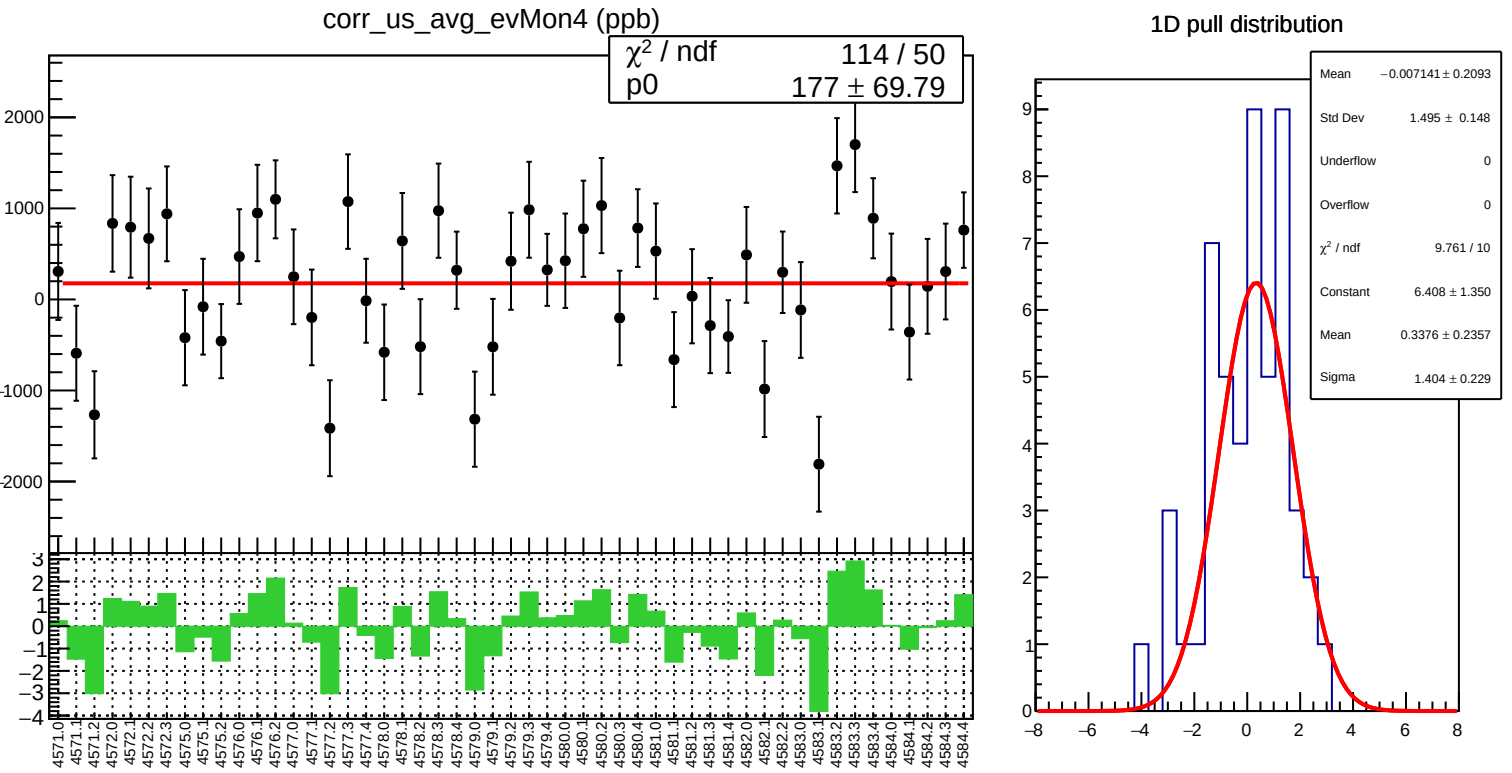
corr_us_avg_evMon4 (ppb)
χ² / ndf 114 / 50
p0 177 ± 69.79
1D pull distribution
Mean −0.007141 ± 0.2093
Std Dev 1.495 ± 0.148
Underflow 0
Overflow 0
χ² / ndf 9.761 / 10
Constant 6.408 ± 1.350
Mean 0.3376 ± 0.2357
Sigma 1.404 ± 0.229

corr_us_avg_evMon4 RMS (ppm)

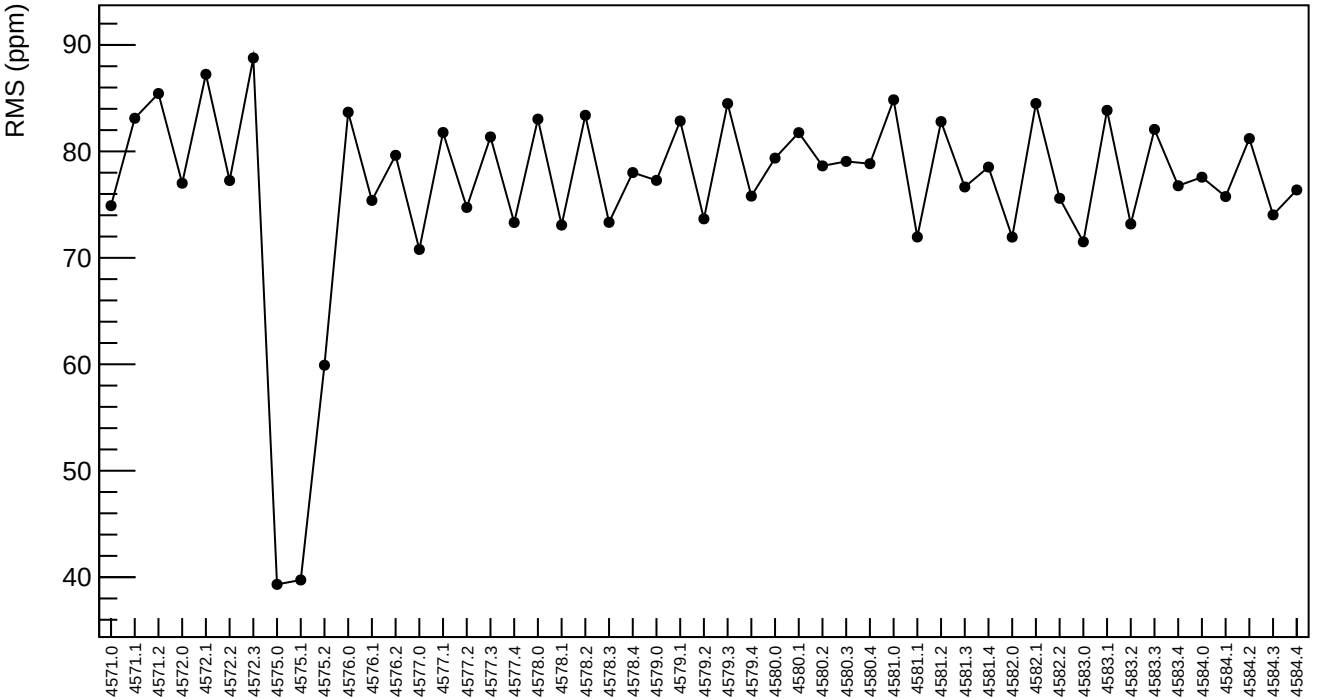

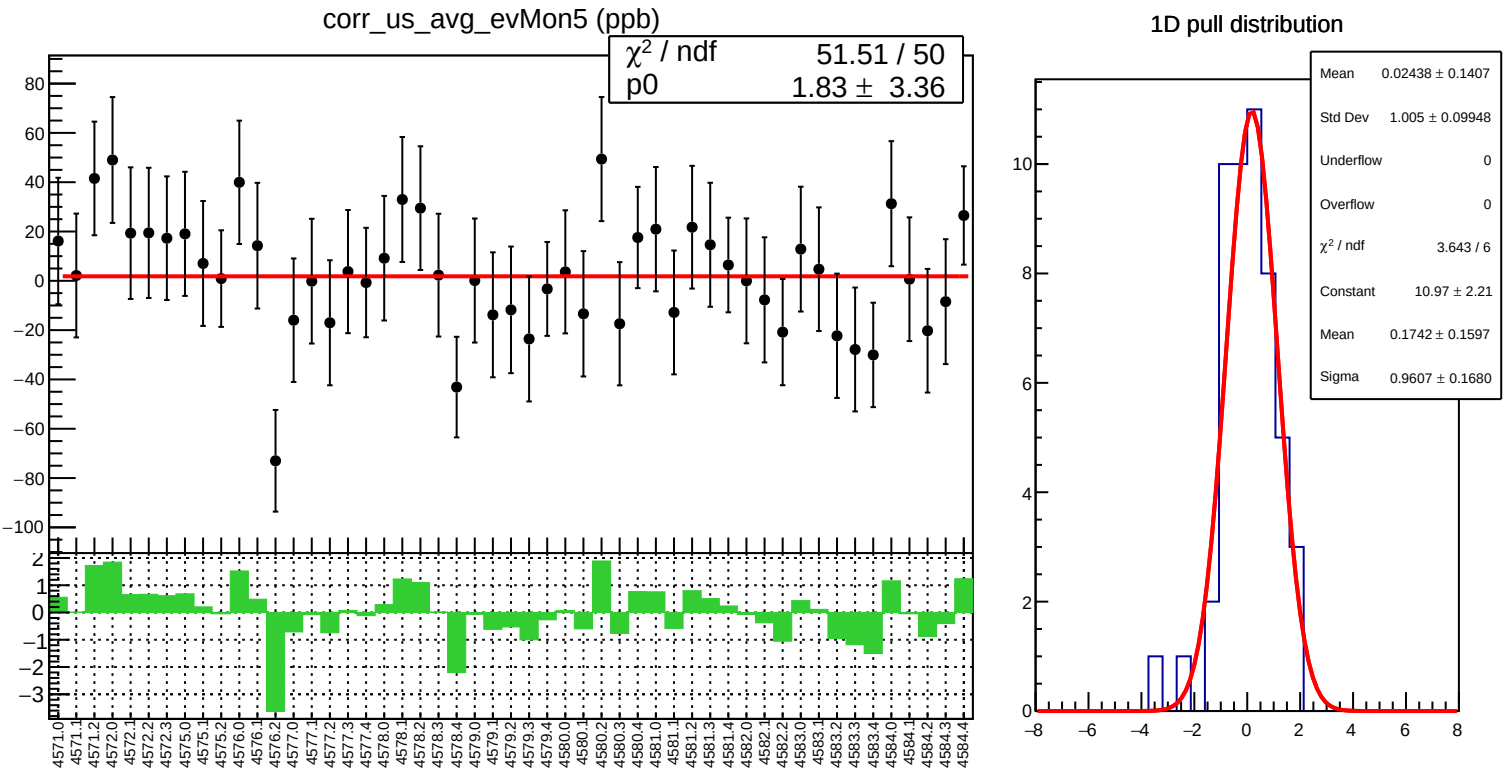
corr_us_avg_evMon5 (ppb)
χ² / ndf 51.51 / 50
p0 1.83 ± 3.36
1D pull distribution
Mean 0.02438 ± 0.1407
Std Dev 1.005 ± 0.09948
Underflow 0
Overflow 0
χ² / ndf 3.643 / 6
Constant 10.97 ± 2.21
Mean 0.1742 ± 0.1597
Sigma 0.9607 ± 0.1680

corr_us_avg_evMon5 RMS (ppm)

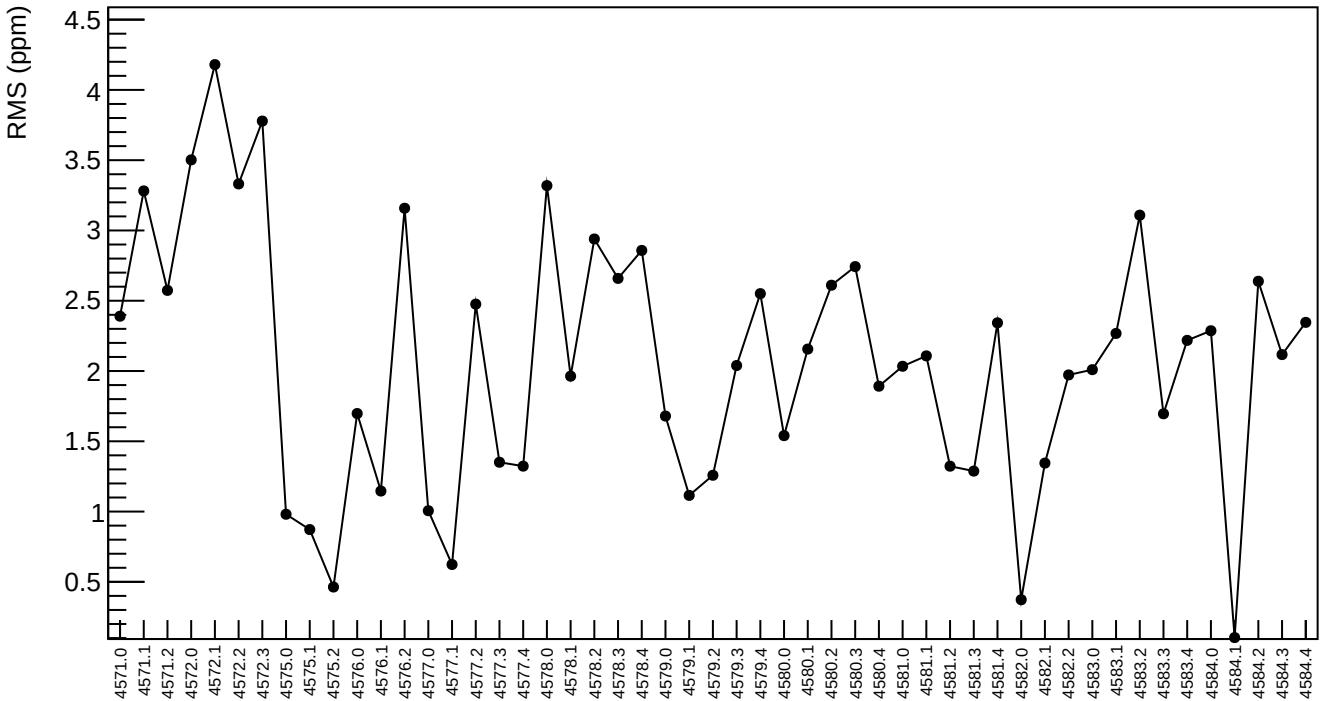

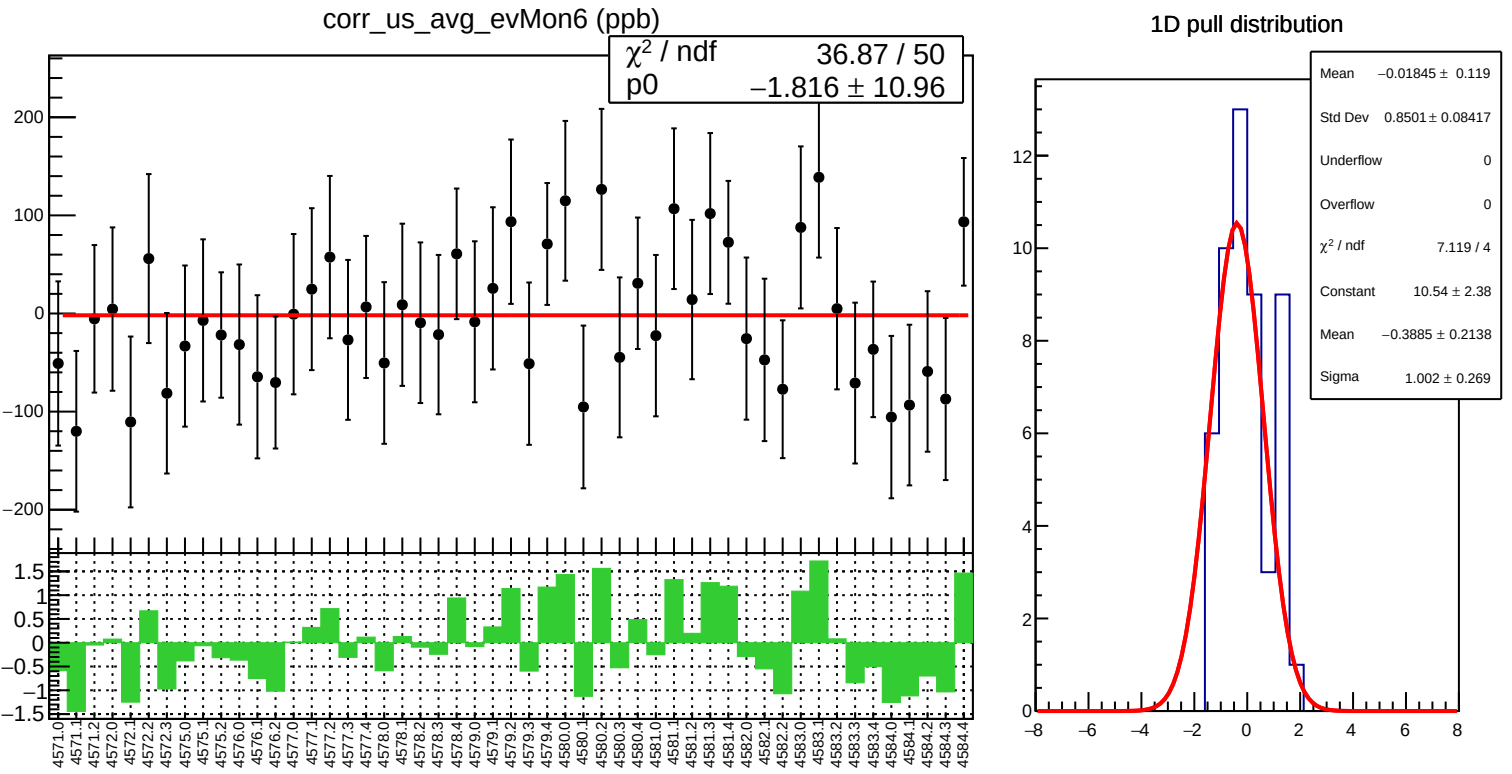
corr_us_avg_evMon6 (ppb)
χ^2 / ndf 36.87 / 50
p0 −1.816 ± 10.96
1D pull distribution
Mean −0.01845 ± 0.119
Std Dev 0.8501 ± 0.08417
Underflow 0
Overflow 0
χ^2 / ndf 7.119 / 4
Constant 10.54 ± 2.38
Mean −0.3885 ± 0.2138
Sigma 1.002 ± 0.269

corr_us_avg_evMon6 RMS (ppm)

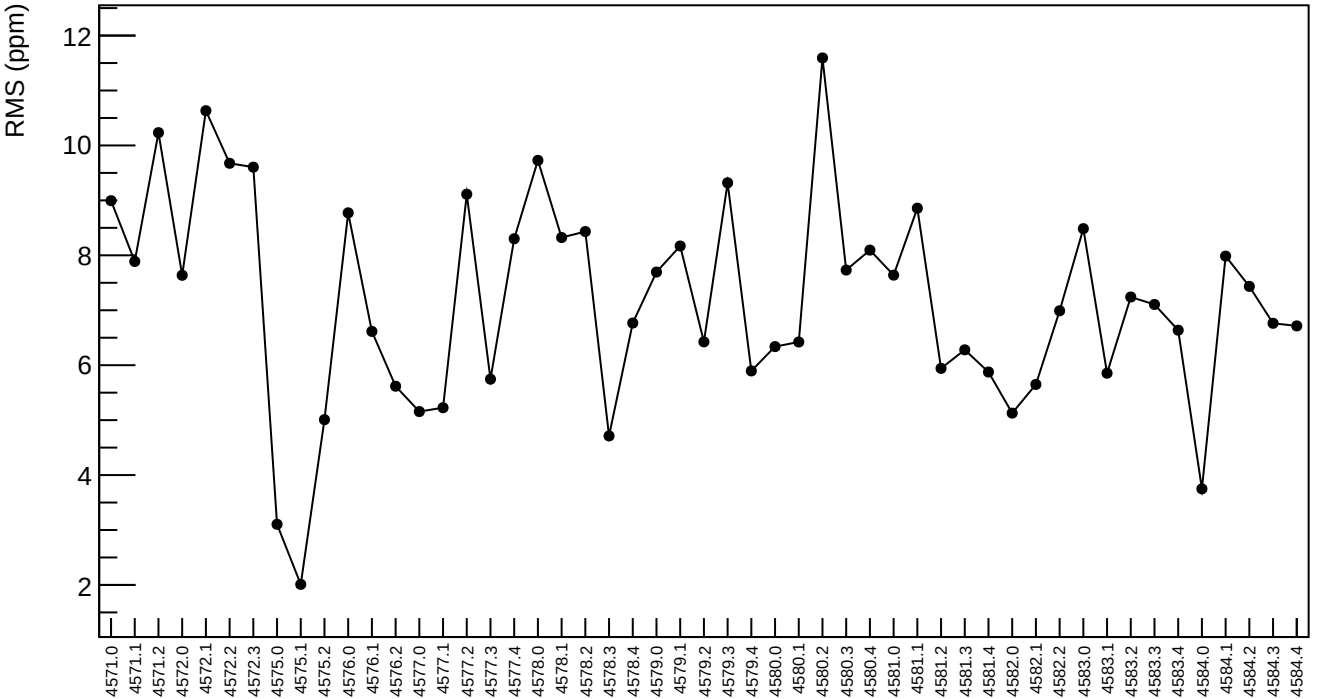

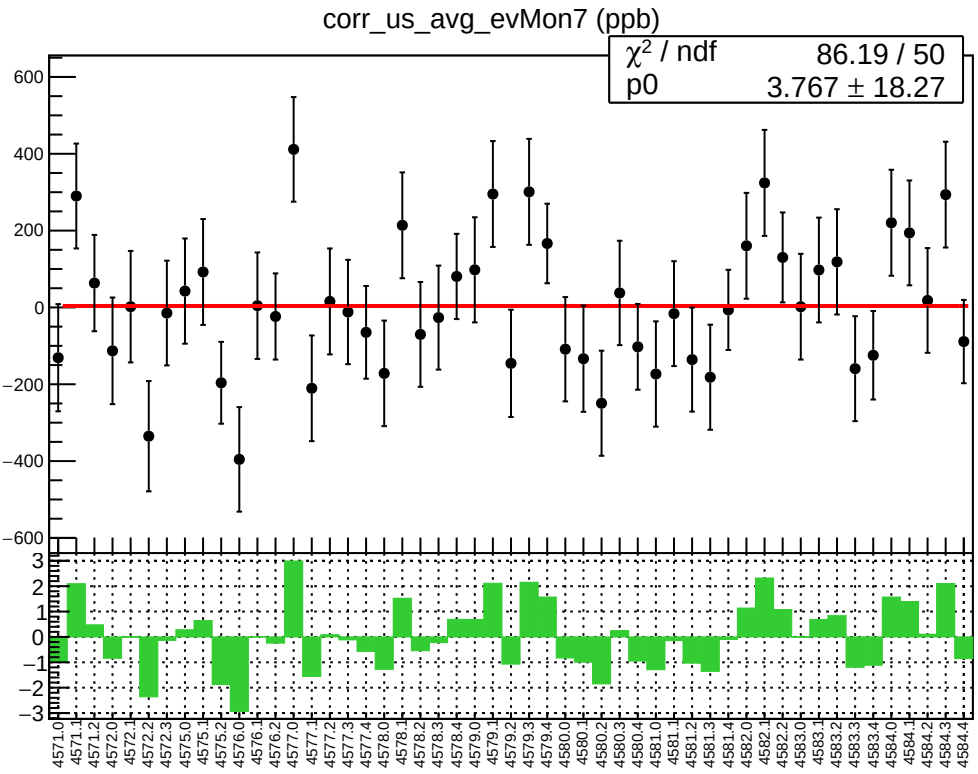
corr_us_avg_evMon7 (ppb)
χ² / ndf 86.19 / 50
p0 3.767 ± 18.27

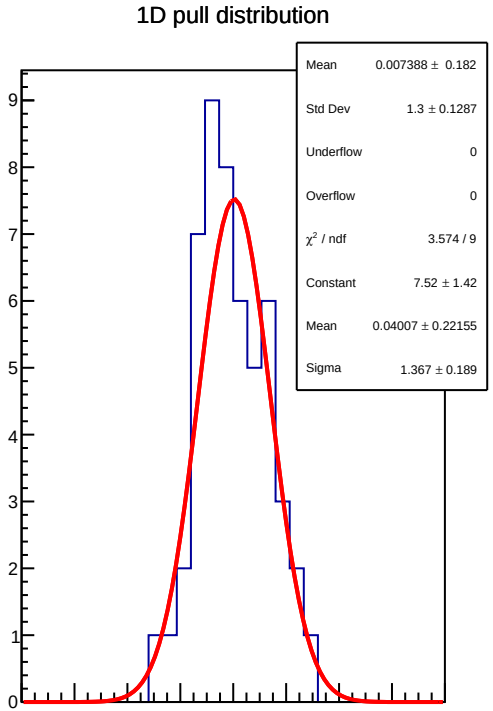
1D pull distribution
Mean 0.007388 ± 0.182
Std Dev 1.3 ± 0.1287
Underflow 0
Overflow 0
χ² / ndf 3.574 / 9
Constant 7.52 ± 1.42
Mean 0.04007 ± 0.22155
Sigma 1.367 ± 0.189

corr_us_avg_evMon7 RMS (ppm)

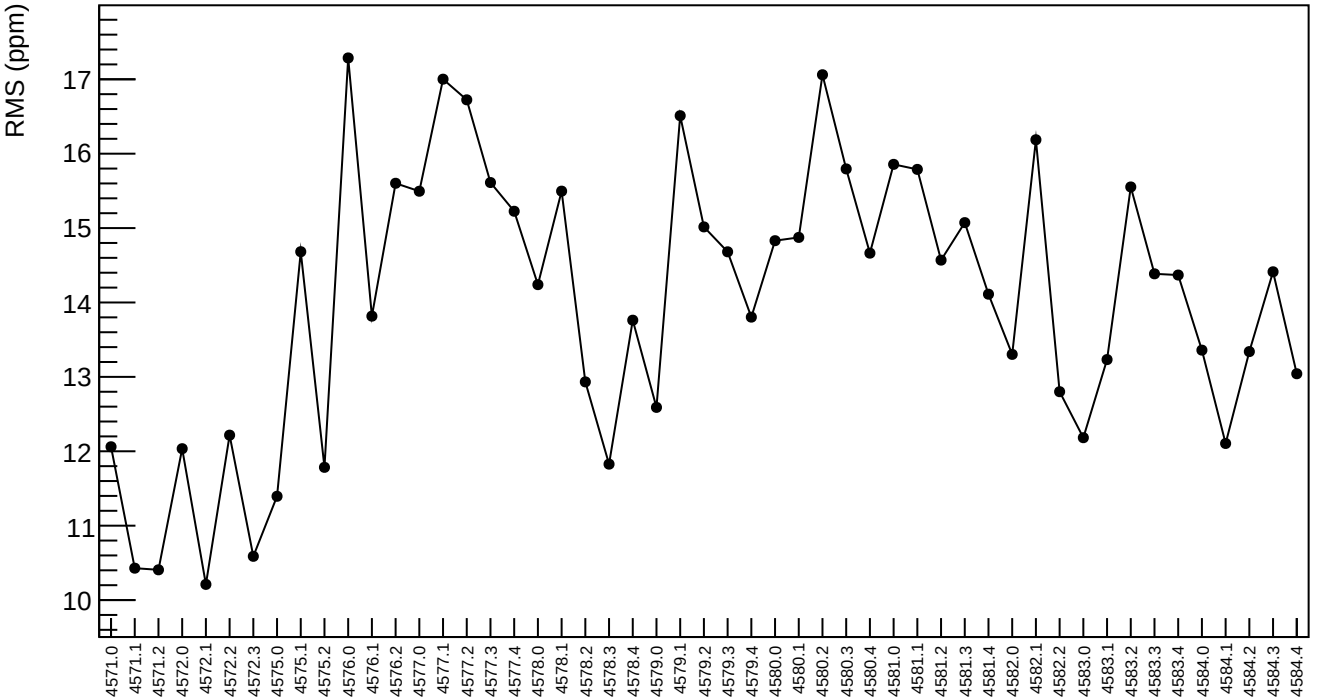

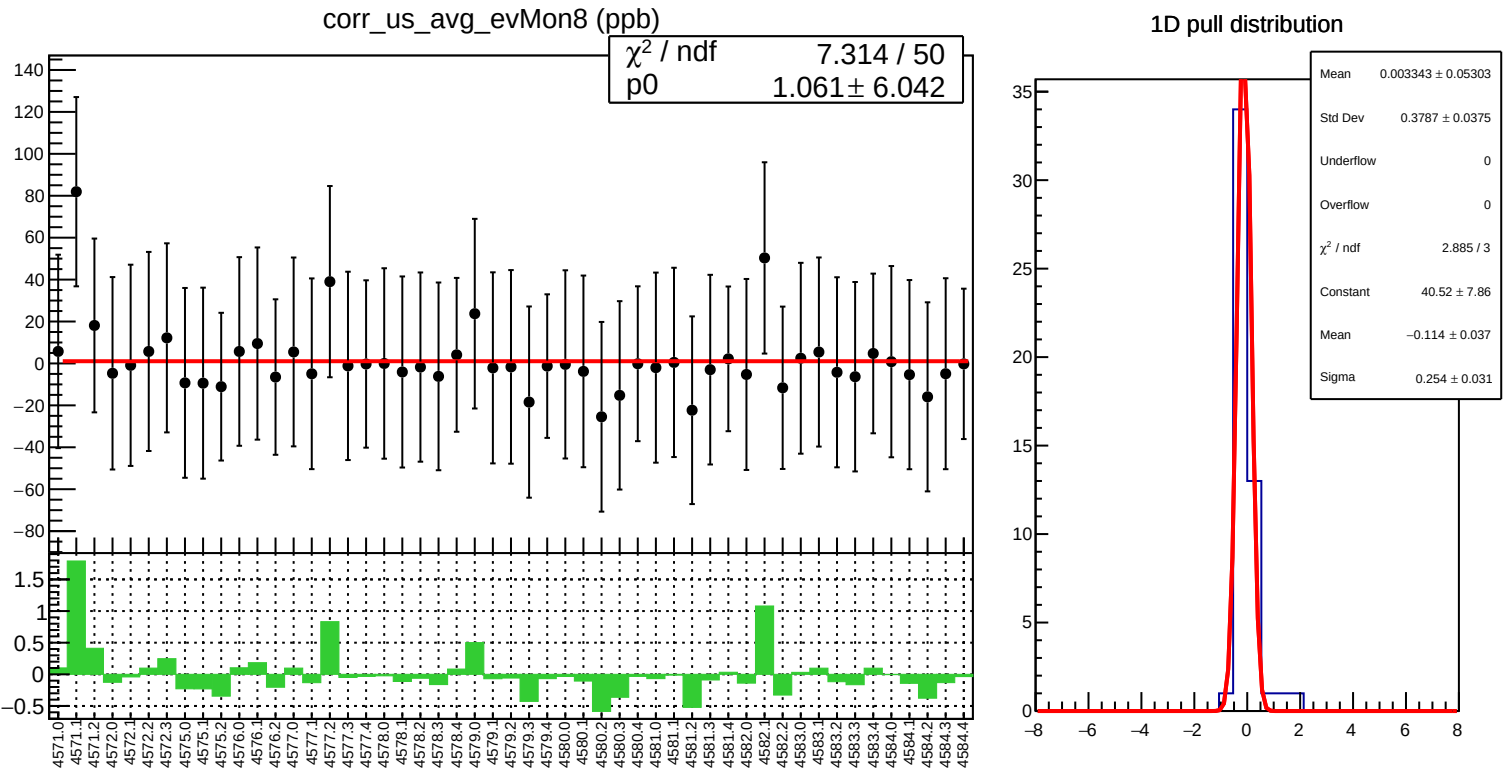
corr_us_avg_evMon8 (ppb)
χ² / ndf 7.314 / 50
p0 1.061 ± 6.042
1D pull distribution
Mean 0.003343 ± 0.05303
Std Dev 0.3787 ± 0.0375
Underflow 0
Overflow 0
χ² / ndf 2.885 / 3
Constant 40.52 ± 7.86
Mean −0.114 ± 0.037
Sigma 0.254 ± 0.031

corr_us_avg_evMon8 RMS (ppm)

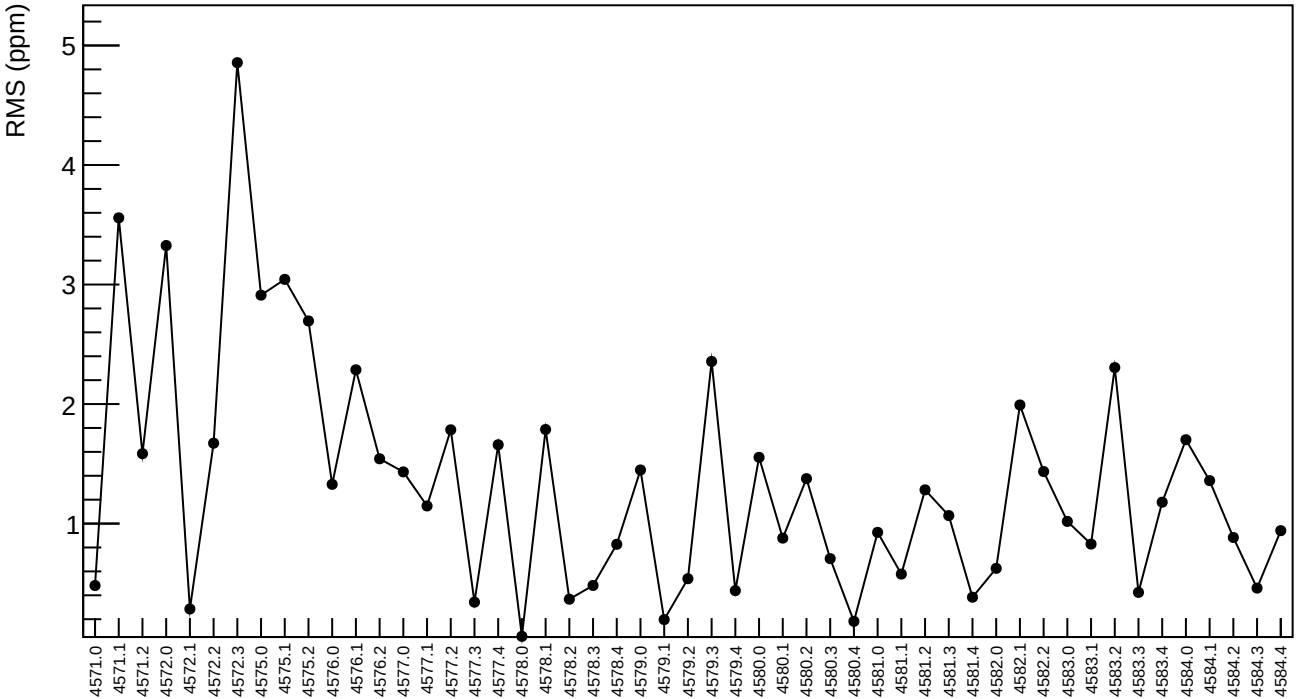

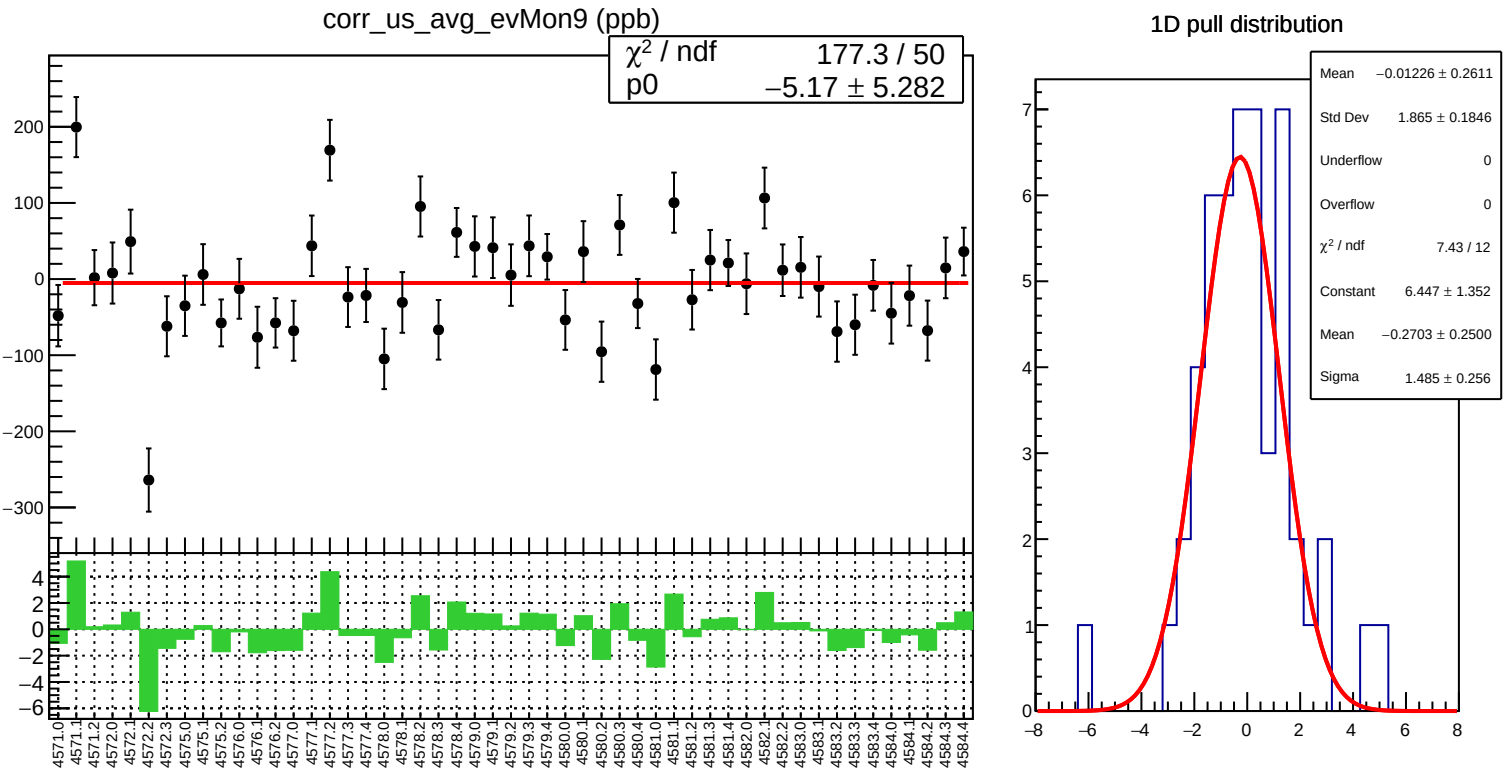
corr_us_avg_evMon9 (ppb)
χ² / ndf 177.3 / 50
p0 −5.17 ± 5.282
1D pull distribution
Mean −0.01226 ± 0.2611
Std Dev 1.865 ± 0.1846
Underflow 0
Overflow 0
χ² / ndf 7.43 / 12
Constant 6.447 ± 1.352
Mean −0.2703 ± 0.2500
Sigma 1.485 ± 0.256

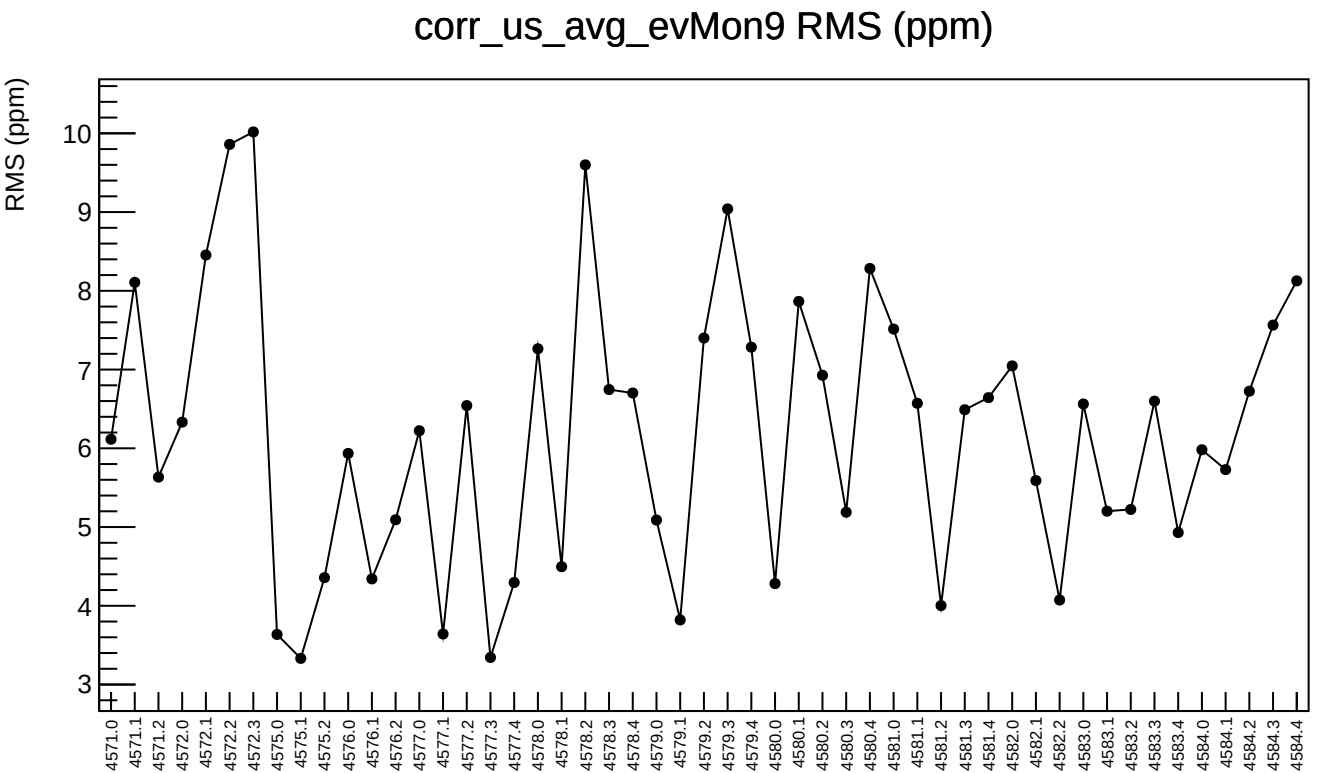
corr_us_avg_evMon9 RMS (ppm)
RMS (ppm)
10
9
8
7
6
5
4
3
4571.0
4571.1
4571.2
4572.0
4572.1
4572.2
4572.3
4575.0
4575.1
4575.2
4576.0
4576.1
4576.2
4577.0
4577.1
4577.2
4577.3
4577.4
4578.0
4578.1
4578.2
4578.3
4578.4
4579.0
4579.1
4579.2
4579.3
4579.4
4580.0
4580.1
4580.2
4580.3
4580.4
4581.0
4581.1
4581.2
4581.3
4581.4
4582.0
4582.1
4582.2
4583.0
4583.1
4583.2
4583.3
4583.4
4584.0
4584.1
4584.2
4584.3
4584.4

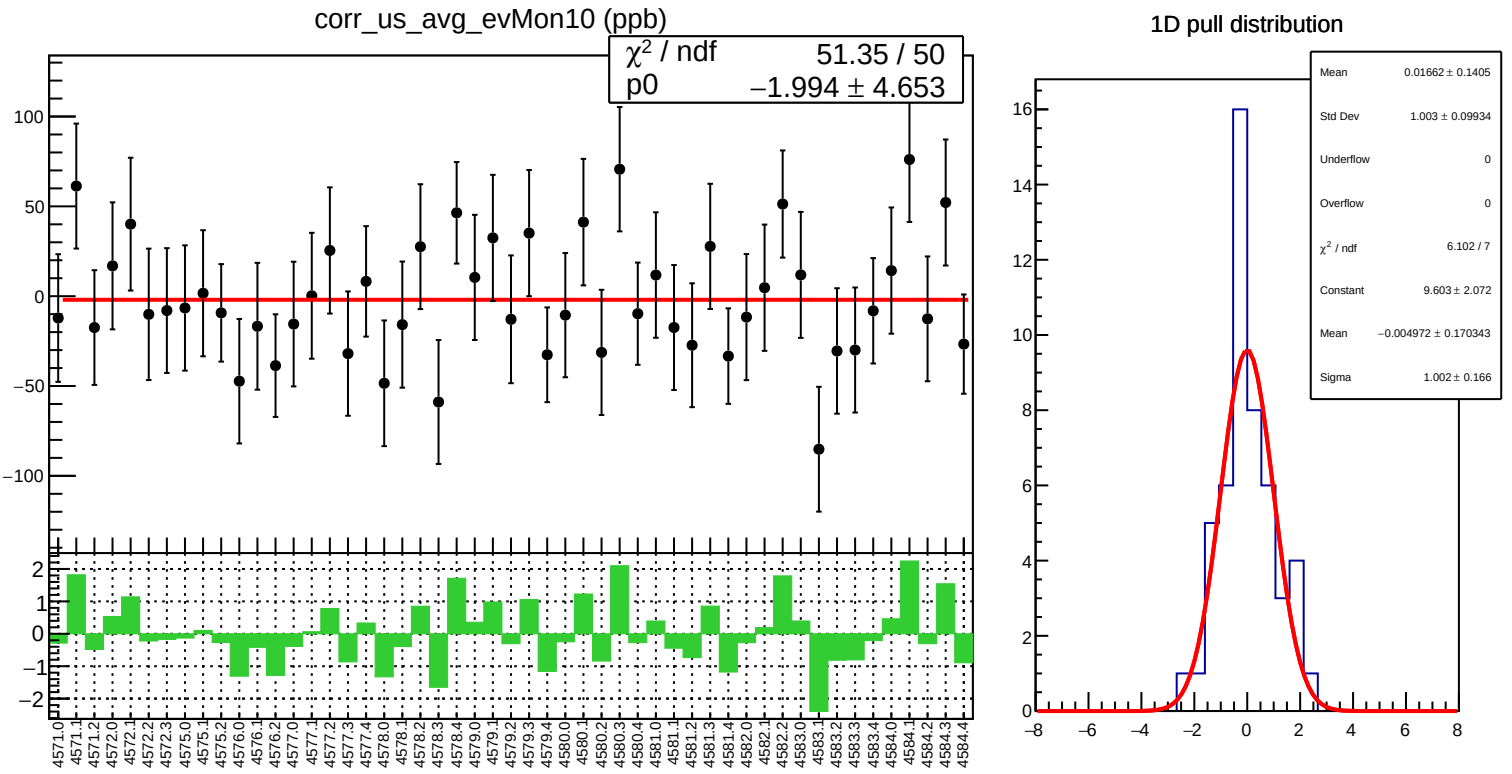
corr_us_avg_evMon10 (ppb)
χ² / ndf 51.35 / 50
p0 −1.994 ± 4.653
1D pull distribution
Mean 0.01662 ± 0.1405
Std Dev 1.003 ± 0.09934
Underflow 0
Overflow 0
χ² / ndf 6.102 / 7
Constant 9.603 ± 2.072
Mean −0.004972 ± 0.170343
Sigma 1.002 ± 0.166

corr_us_avg_evMon10 RMS (ppm)

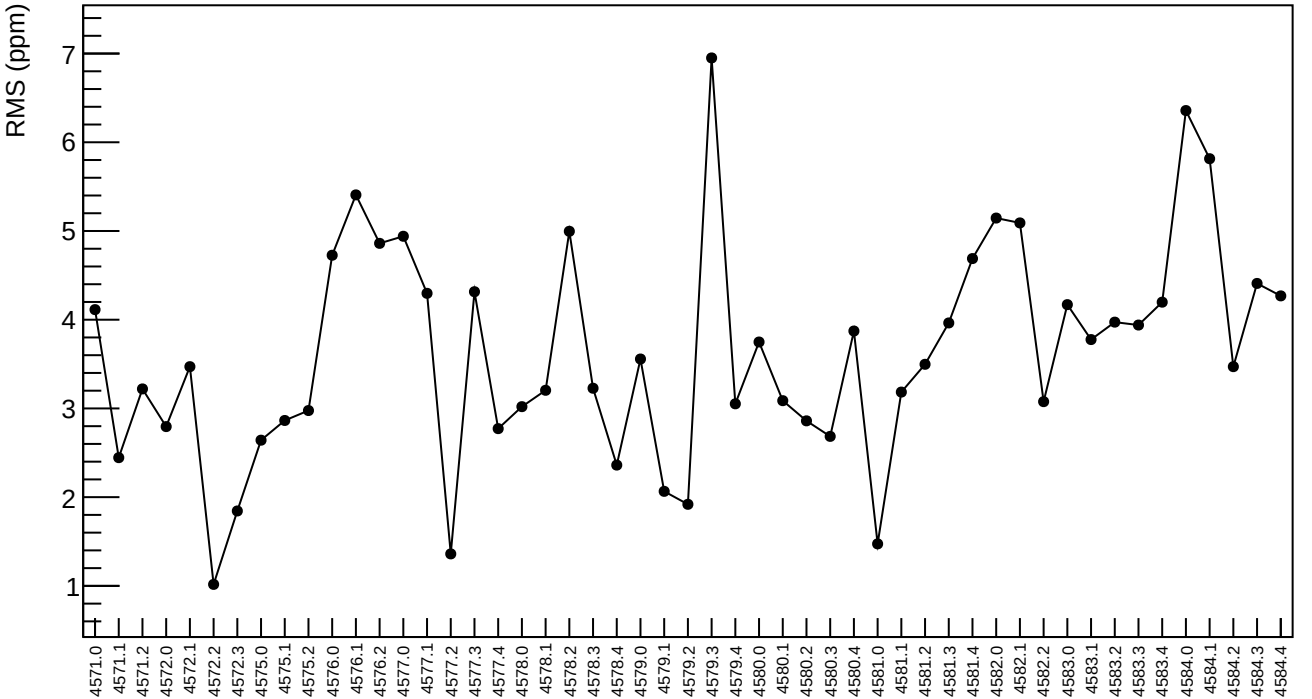

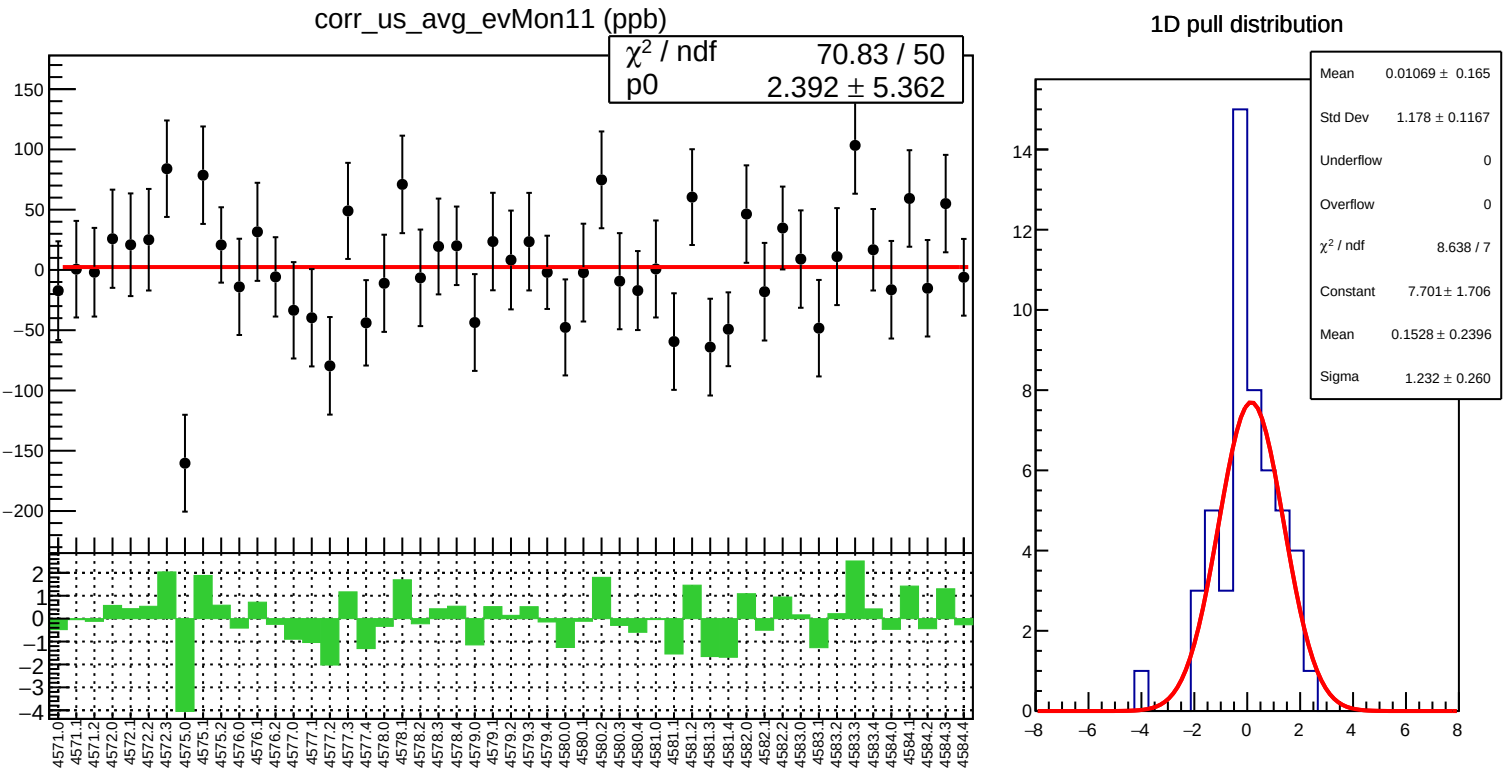
corr_us_avg_evMon11 (ppb)
χ² / ndf 70.83 / 50
p0 2.392 ± 5.362
1D pull distribution
Mean 0.01069 ± 0.165
Std Dev 1.178 ± 0.1167
Underflow 0
Overflow 0
χ² / ndf 8.638 / 7
Constant 7.701 ± 1.706
Mean 0.1528 ± 0.2396
Sigma 1.232 ± 0.260

corr_us_avg_evMon11 RMS (ppm)

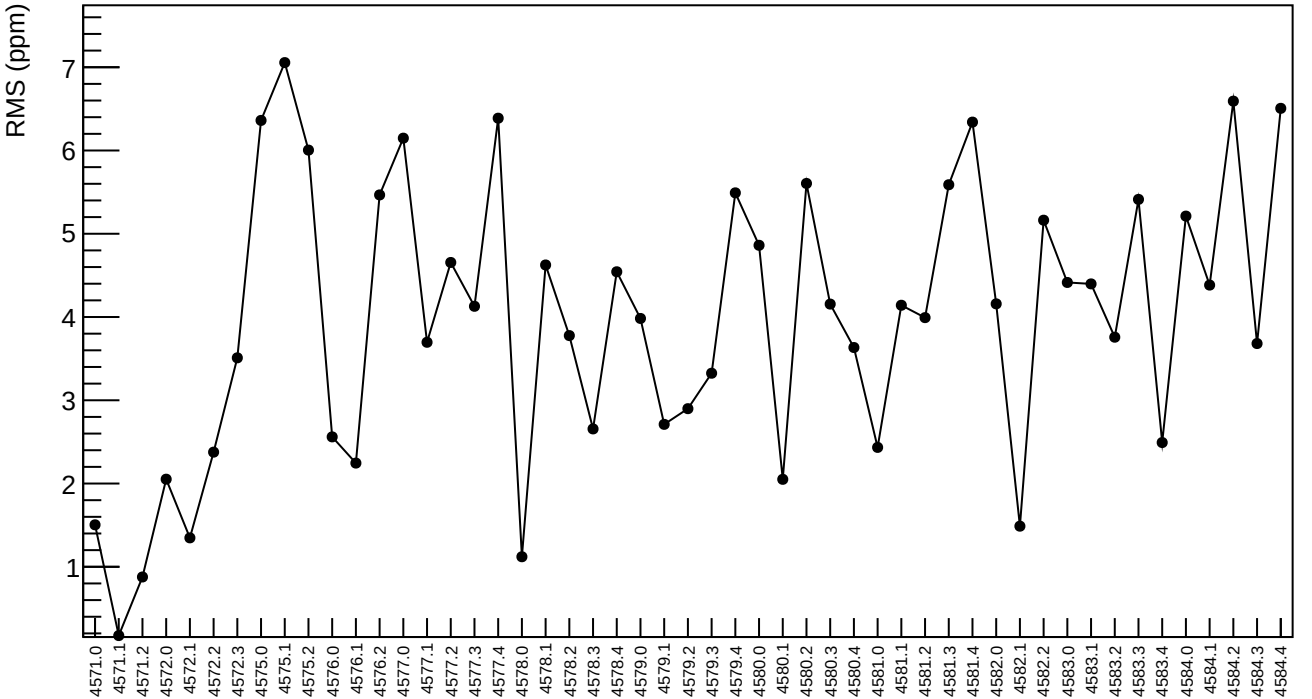

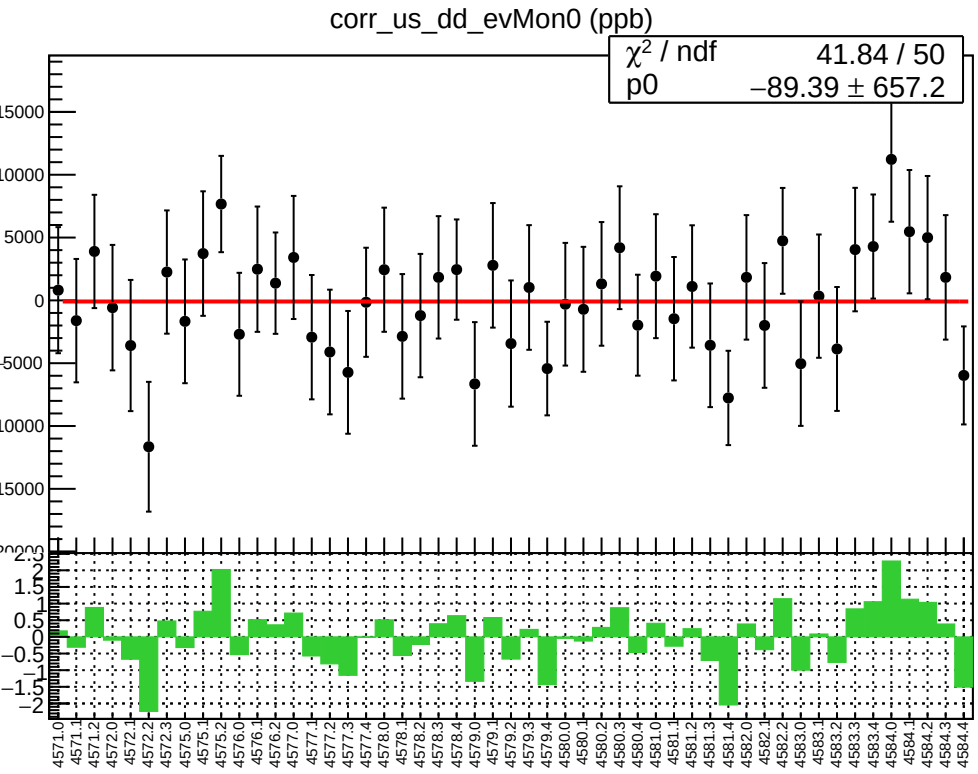
corr_us_dd_evMon0 (ppb)
χ² / ndf 41.84 / 50
p0 −89.39 ± 657.2

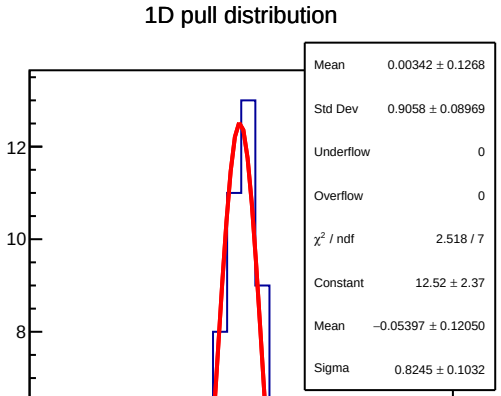
1D pull distribution
Mean 0.00342 ± 0.1268
Std Dev 0.9058 ± 0.08969
Underflow 0
Overflow 0
χ² / ndf 2.518 / 7
Constant 12.52 ± 2.37
Mean −0.05397 ± 0.12050
Sigma 0.8245 ± 0.1032

corr_us_dd_evMon0 RMS (ppm)

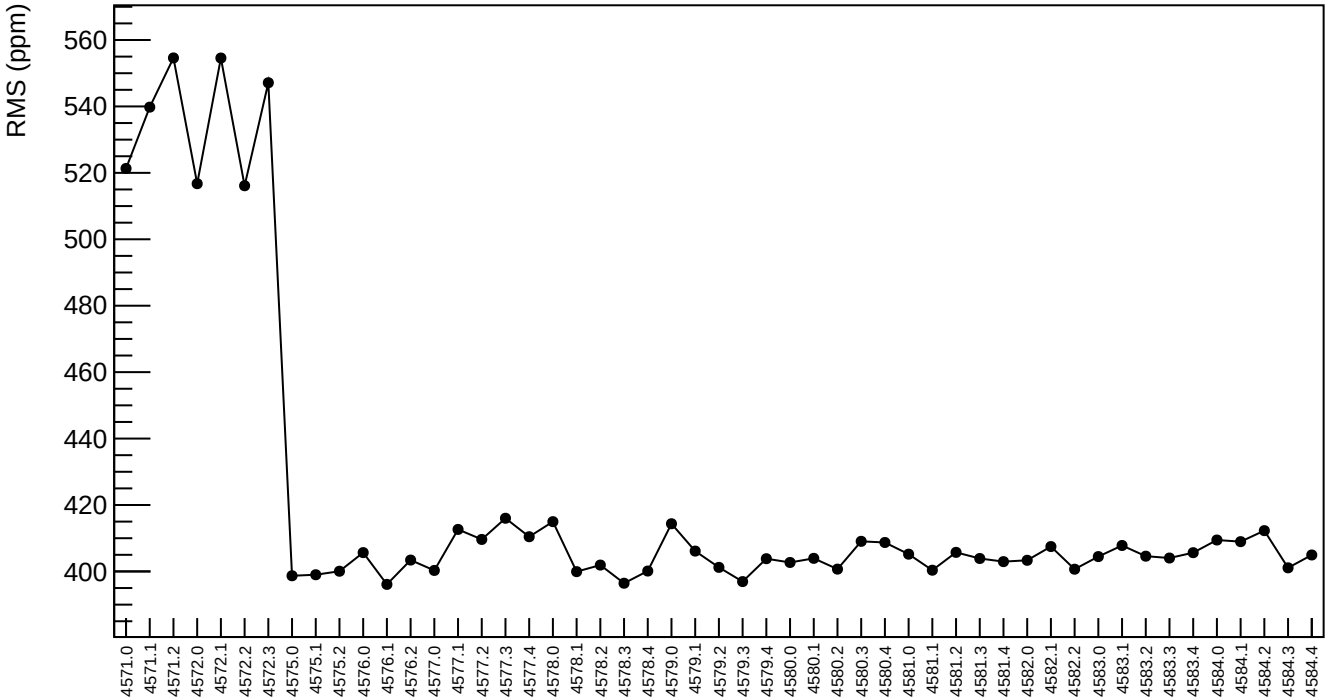

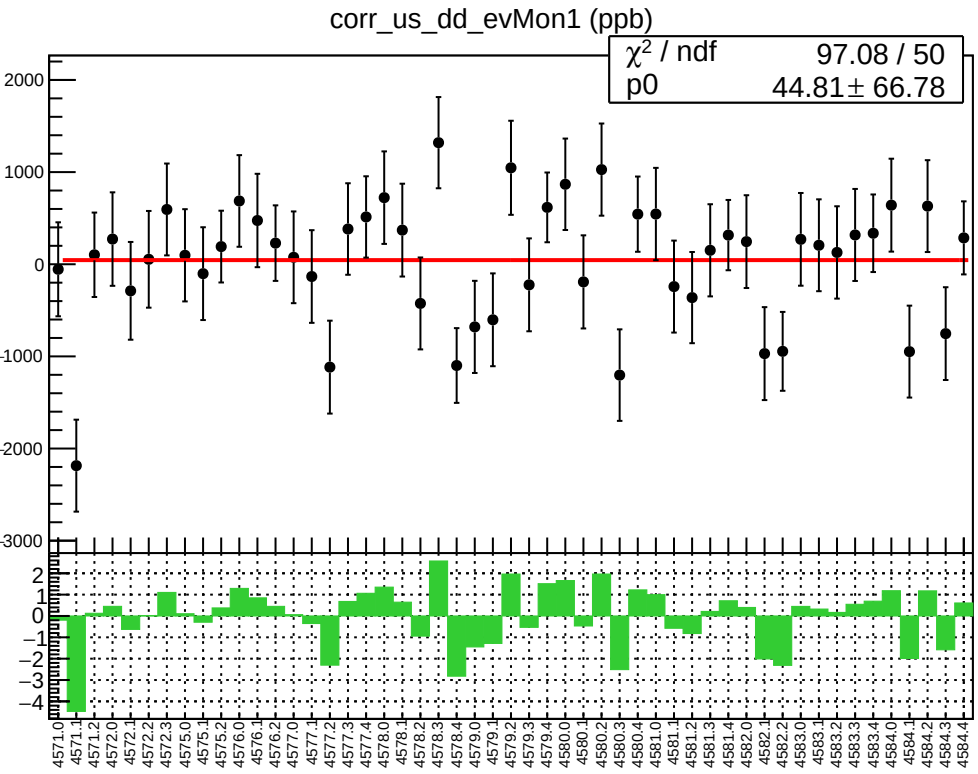
corr_us_dd_evMon1 (ppb)
χ² / ndf 97.08 / 50
p0 44.81 ± 66.78
2000
1000
0
-1000
-2000
-3000
2
1
0
−1
−2
−3
−4
4571.0
4571.1
4571.2
4572.0
4572.1
4572.2
4572.3
4575.0
4575.1
4575.2
4576.0
4576.1
4576.2
4577.0
4577.1
4577.2
4577.3
4577.4
4578.0
4578.1
4578.2
4578.3
4578.4
4579.0
4579.1
4579.2
4579.3
4579.4
4580.0
4580.1
4580.2
4580.3
4580.4
4581.0
4581.1
4581.2
4581.3
4581.4
4582.0
4582.1
4582.2
4583.0
4583.1
4583.2
4583.3
4583.4
4584.0
4584.1
4584.2
4584.3
4584.4

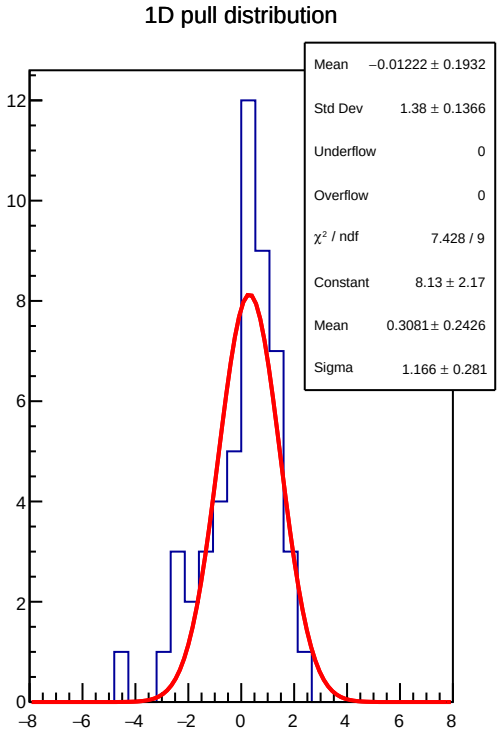
1D pull distribution
Mean −0.01222 ± 0.1932
Std Dev 1.38 ± 0.1366
Underflow 0
Overflow 0
χ² / ndf 7.428 / 9
Constant 8.13 ± 2.17
Mean 0.3081 ± 0.2426
Sigma 1.166 ± 0.281
12
10
8
6
4
2
0
−8
−6
−4
−2
0
2
4
6
8

corr_us_dd_evMon1 RMS (ppm)

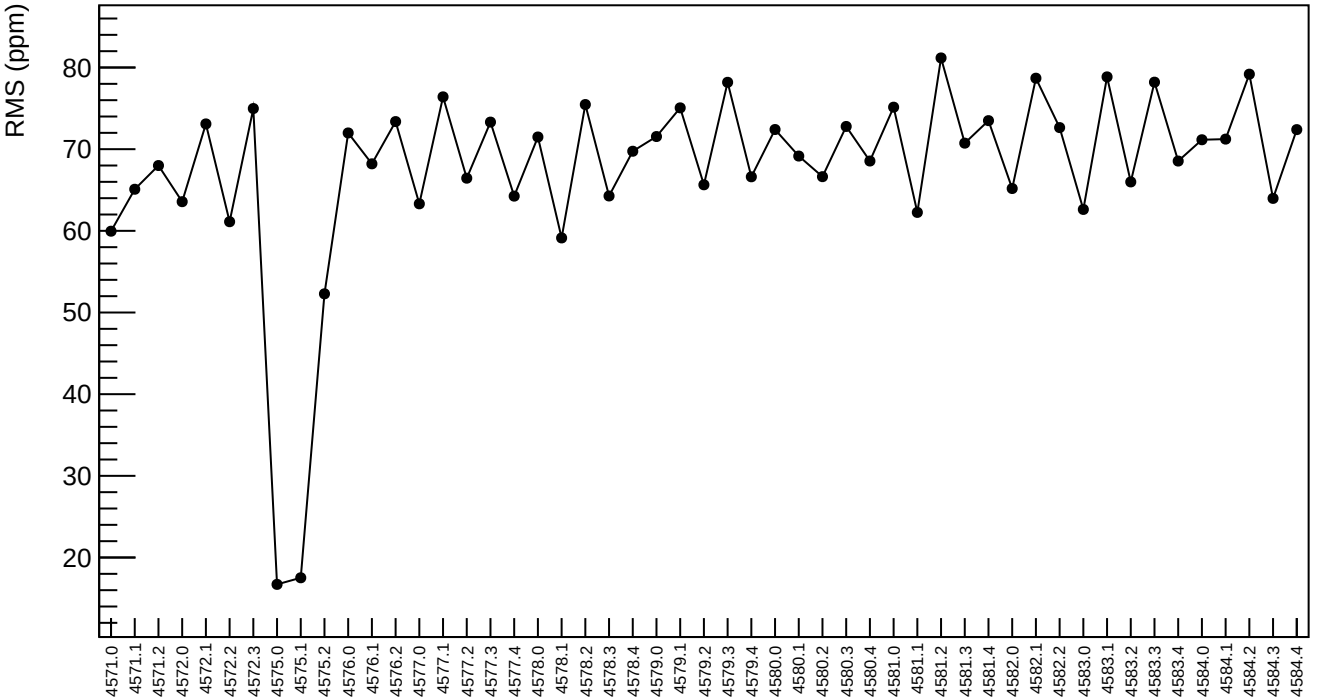

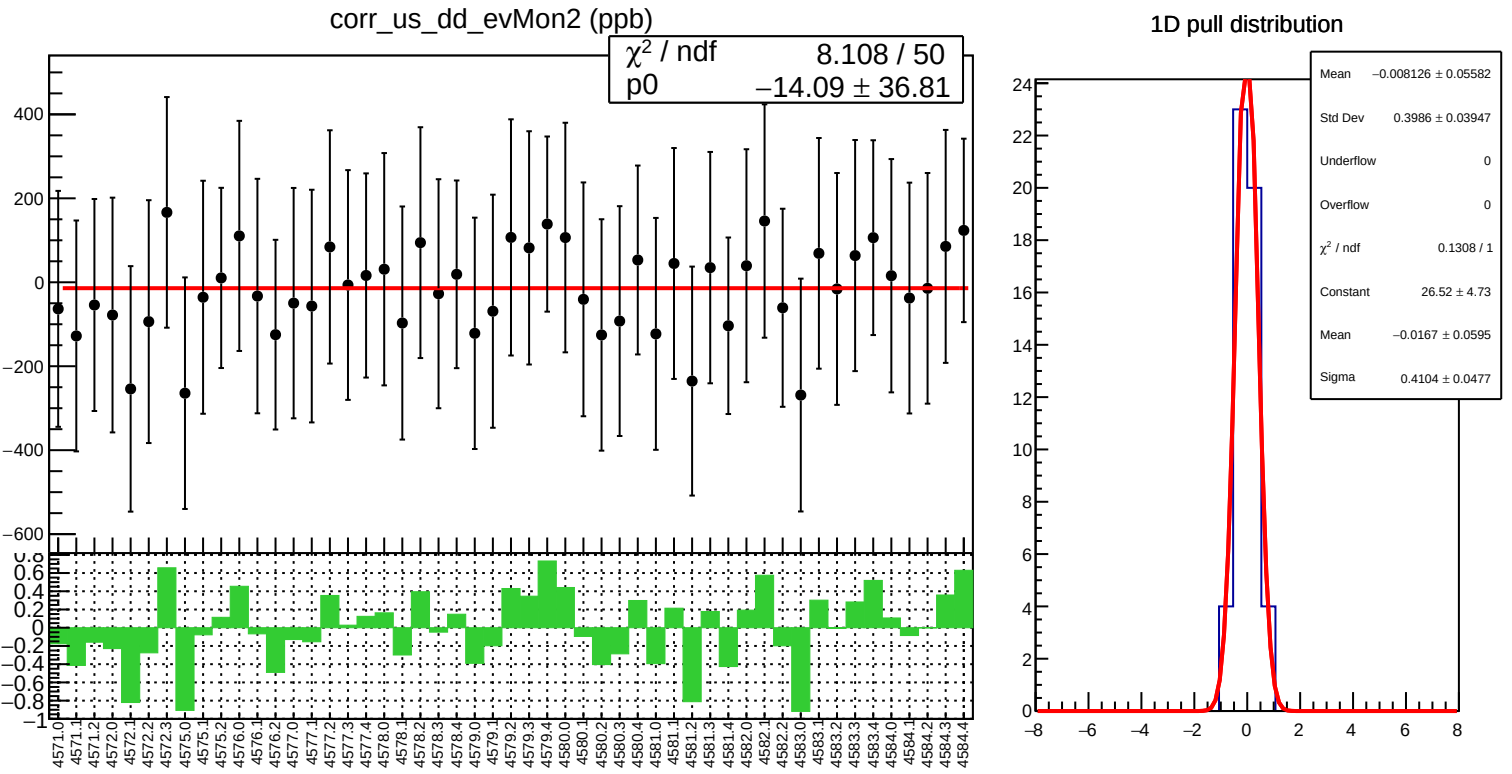
corr_us_dd_evMon2 (ppb)
χ² / ndf 8.108 / 50
p0 −14.09 ± 36.81
1D pull distribution
Mean −0.008126 ± 0.05582
Std Dev 0.3986 ± 0.03947
Underflow 0
Overflow 0
χ² / ndf 0.1308 / 1
Constant 26.52 ± 4.73
Mean −0.0167 ± 0.0595
Sigma 0.4104 ± 0.0477

corr_us_dd_evMon2 RMS (ppm)

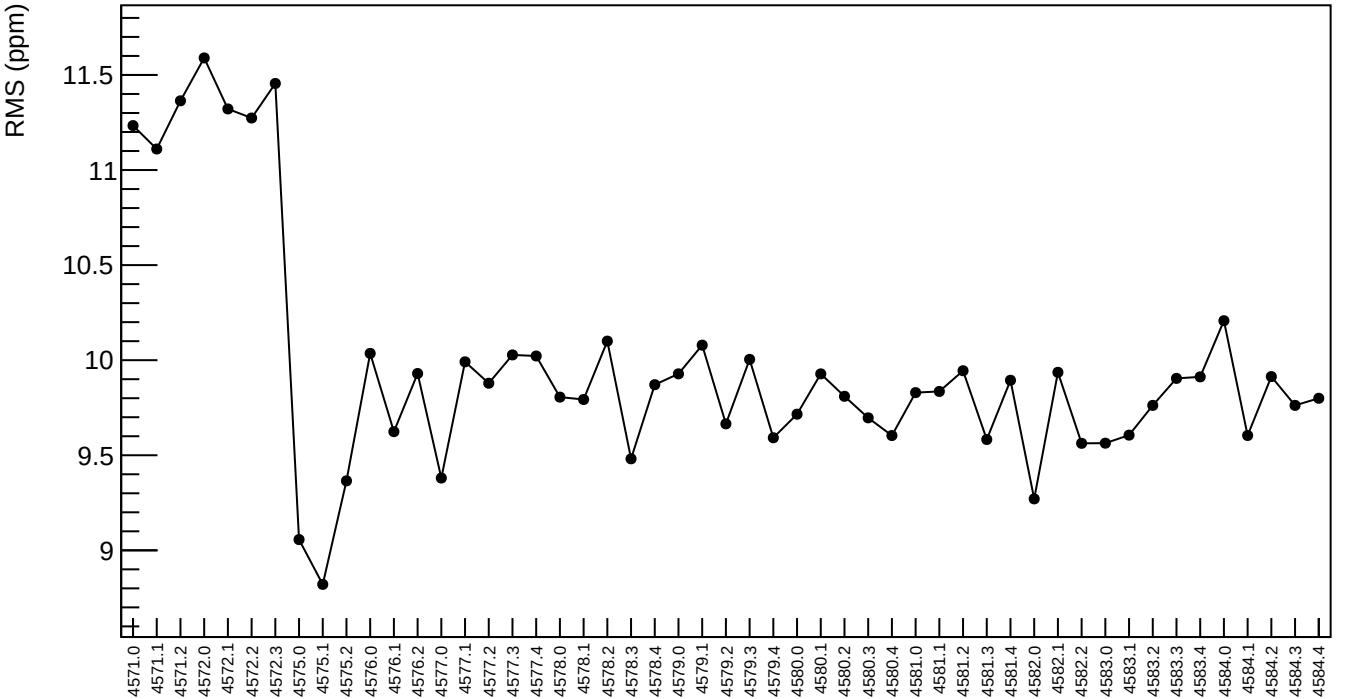

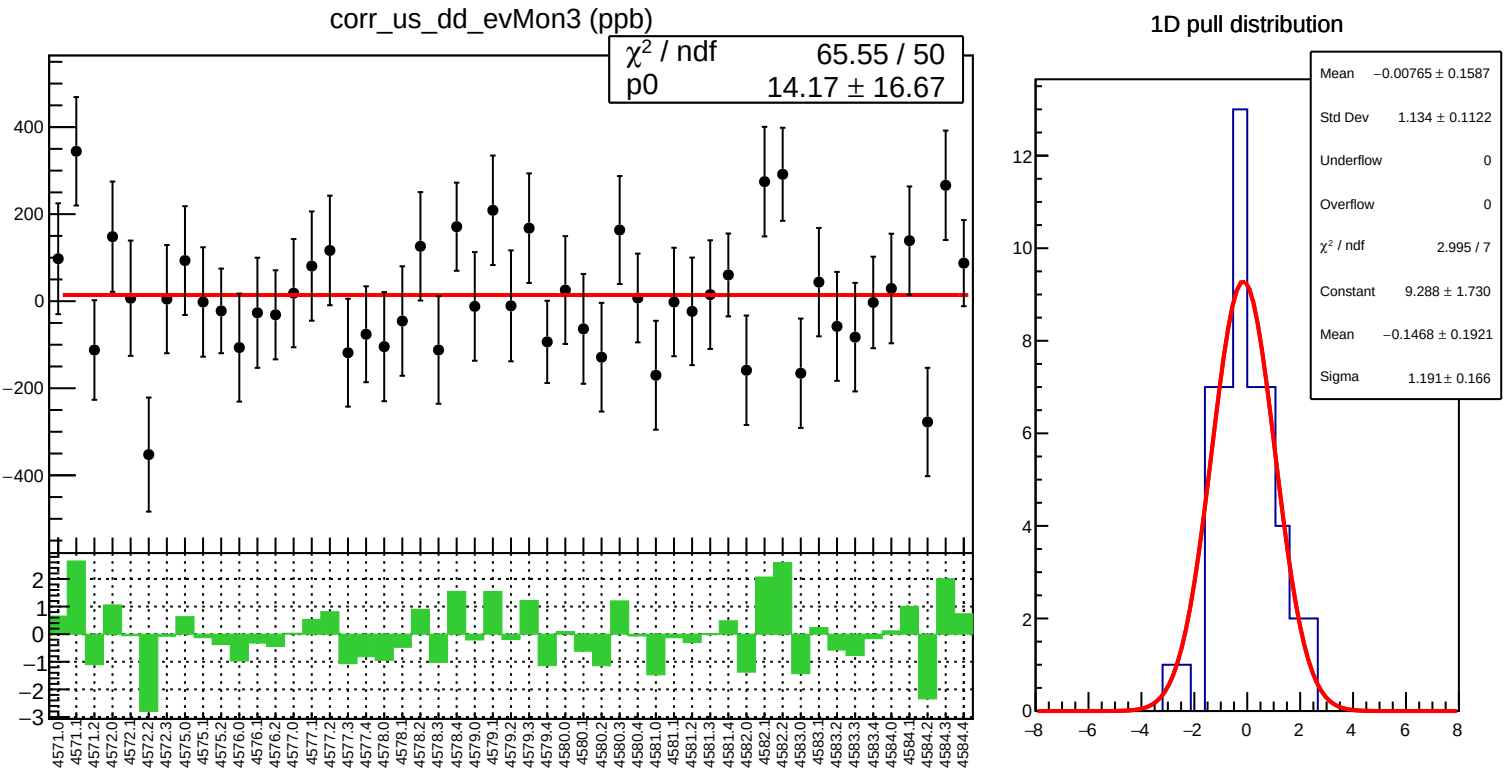
corr_us_dd_evMon3 (ppb)
χ² / ndf 65.55 / 50
p0 14.17 ± 16.67
1D pull distribution
Mean −0.00765 ± 0.1587
Std Dev 1.134 ± 0.1122
Underflow 0
Overflow 0
χ² / ndf 2.995 / 7
Constant 9.288 ± 1.730
Mean −0.1468 ± 0.1921
Sigma 1.191 ± 0.166

corr_us_dd_evMon3 RMS (ppm)

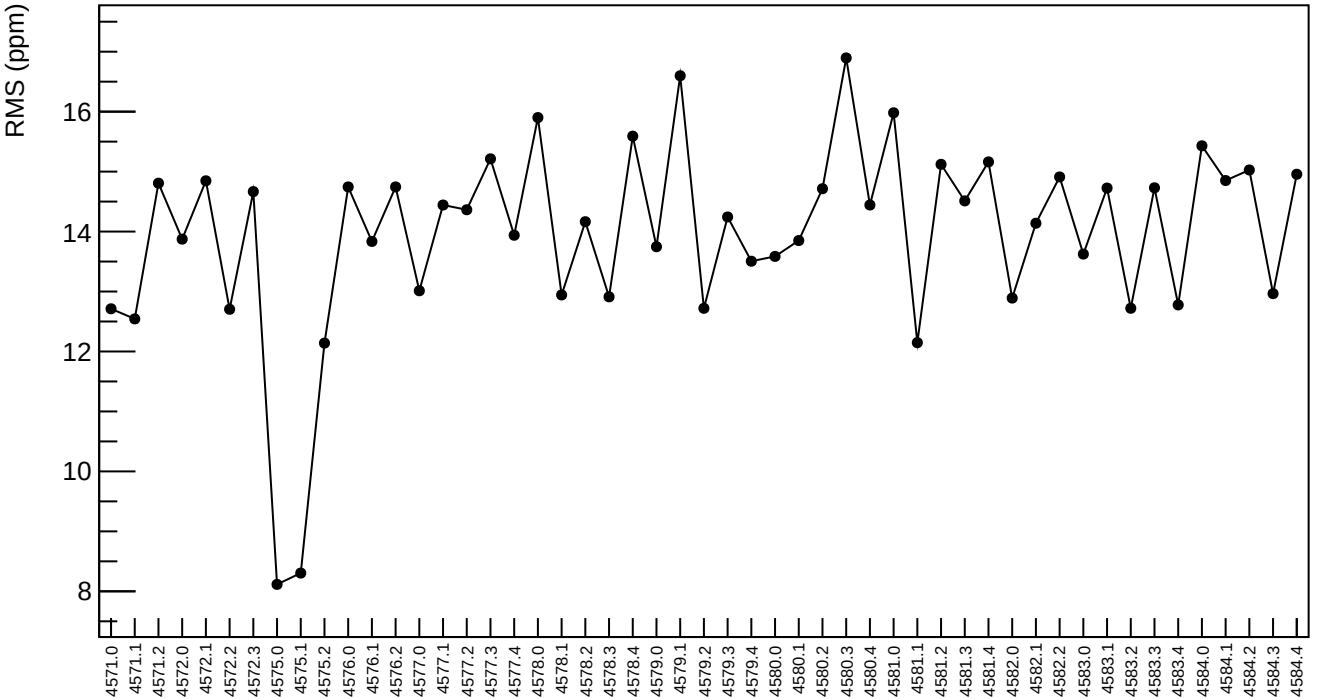

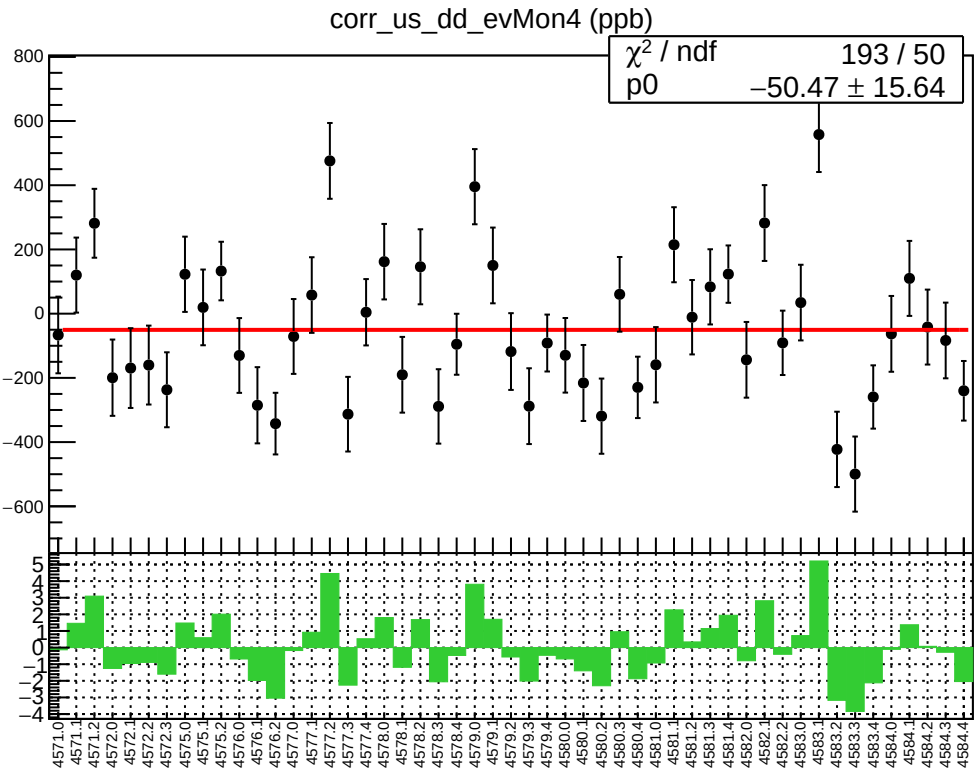
corr_us_dd_evMon4 (ppb)
χ² / ndf 193 / 50
p0 −50.47 ± 15.64

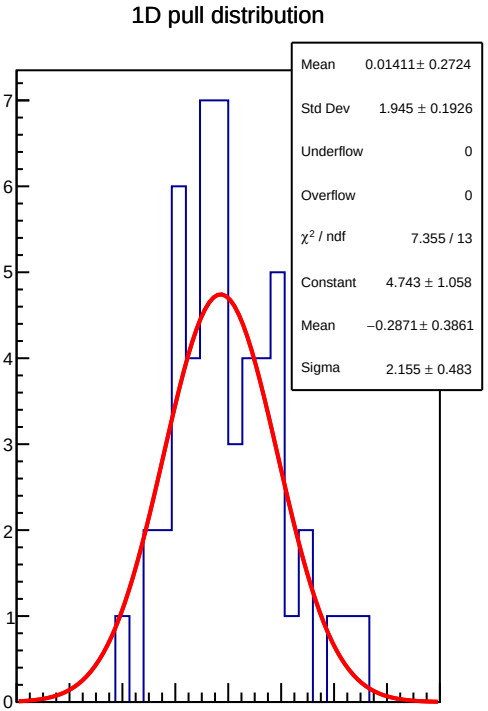
1D pull distribution
Mean 0.01411 ± 0.2724
Std Dev 1.945 ± 0.1926
Underflow 0
Overflow 0
χ² / ndf 7.355 / 13
Constant 4.743 ± 1.058
Mean −0.2871 ± 0.3861
Sigma 2.155 ± 0.483

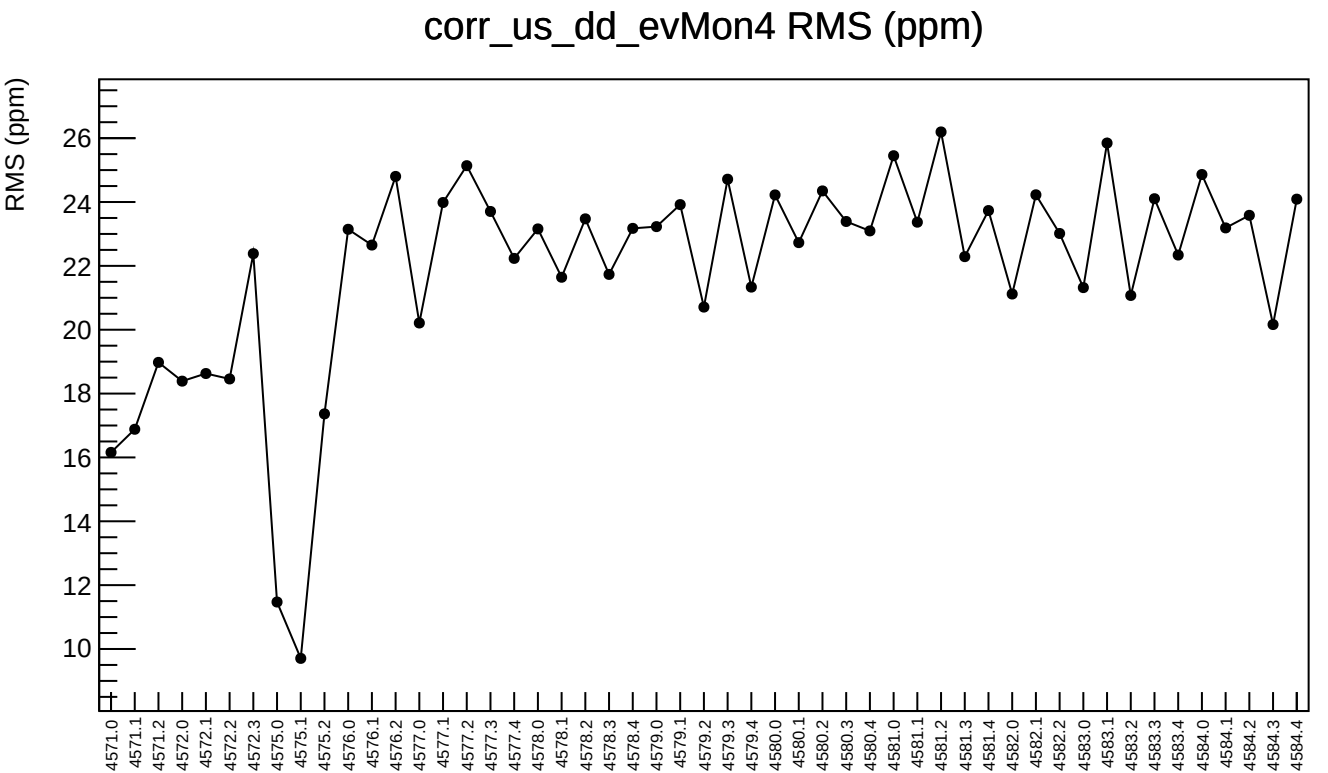
corr_us_dd_evMon4 RMS (ppm)
RMS (ppm)
26
24
22
20
18
16
14
12
10
4571.0
4571.1
4571.2
4572.0
4572.1
4572.2
4572.3
4575.0
4575.1
4575.2
4576.0
4576.1
4576.2
4577.0
4577.1
4577.2
4577.3
4577.4
4578.0
4578.1
4578.2
4578.3
4578.4
4579.0
4579.1
4579.2
4579.3
4579.4
4580.0
4580.1
4580.2
4580.3
4580.4
4581.0
4581.1
4581.2
4581.3
4581.4
4582.0
4582.1
4582.2
4583.0
4583.1
4583.2
4583.3
4583.4
4584.0
4584.1
4584.2
4584.3
4584.4

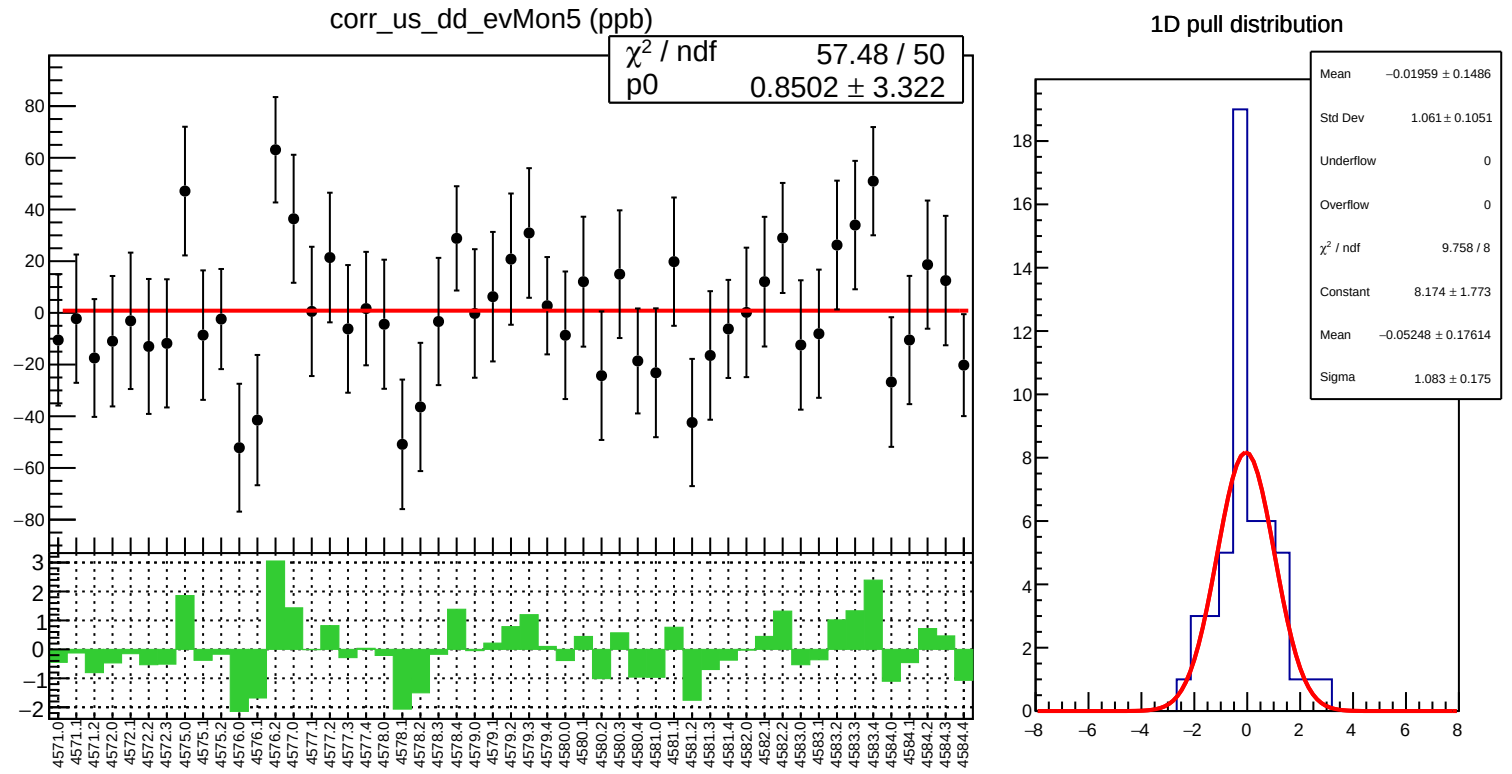
corr_us_dd_evMon5 (ppb)
χ² / ndf 57.48 / 50
p0 0.8502 ± 3.322
1D pull distribution
Mean −0.01959 ± 0.1486
Std Dev 1.061 ± 0.1051
Underflow 0
Overflow 0
χ² / ndf 9.758 / 8
Constant 8.174 ± 1.773
Mean −0.05248 ± 0.17614
Sigma 1.083 ± 0.175

corr_us_dd_evMon5 RMS (ppm)

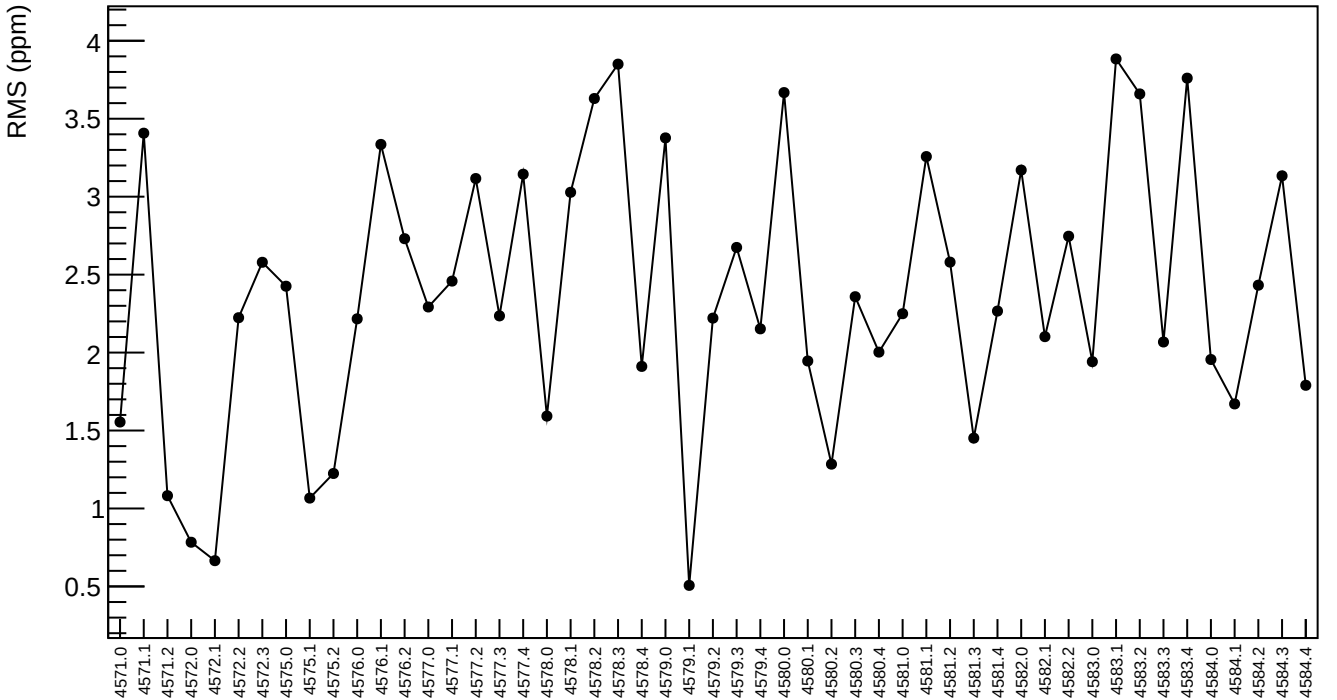

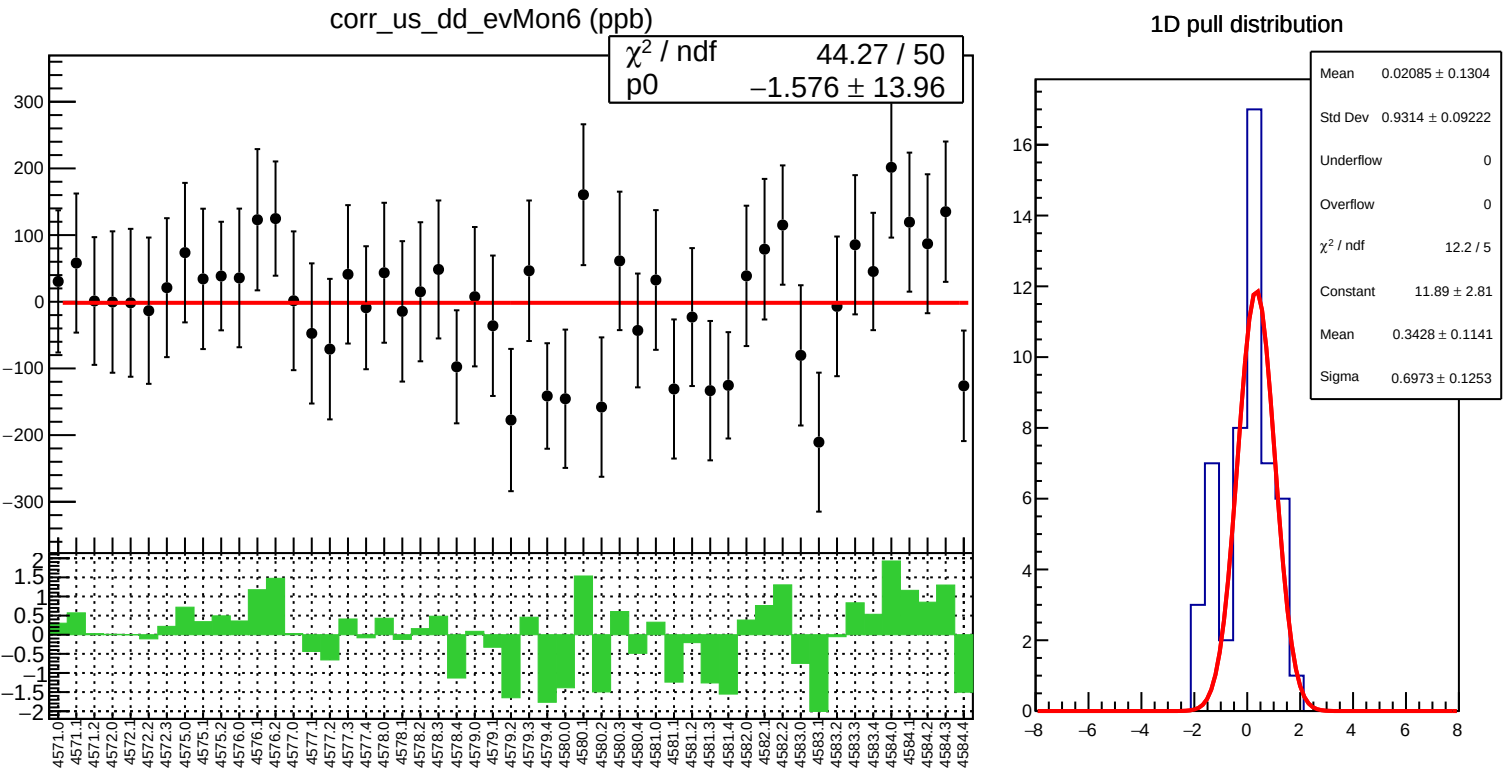
corr_us_dd_evMon6 (ppb)
χ² / ndf 44.27 / 50
p0 −1.576 ± 13.96
1D pull distribution
Mean 0.02085 ± 0.1304
Std Dev 0.9314 ± 0.09222
Underflow 0
Overflow 0
χ² / ndf 12.2 / 5
Constant 11.89 ± 2.81
Mean 0.3428 ± 0.1141
Sigma 0.6973 ± 0.1253

corr_us_dd_evMon6 RMS (ppm)

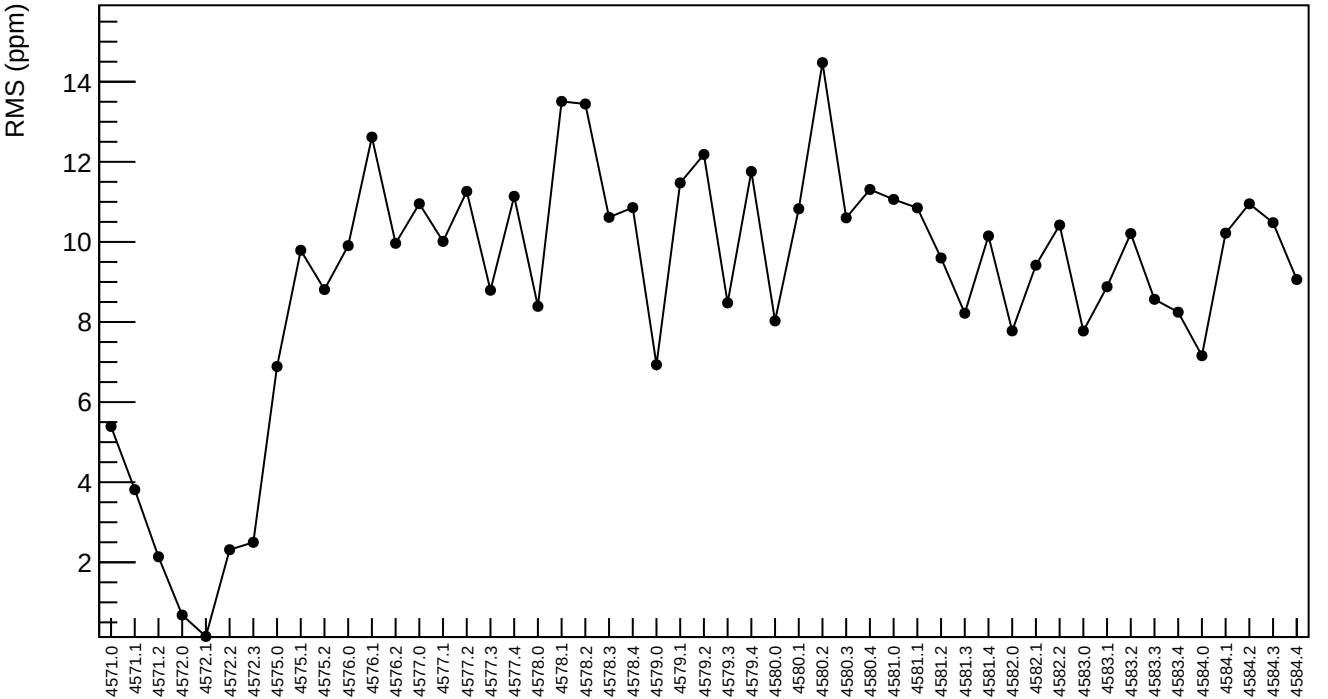

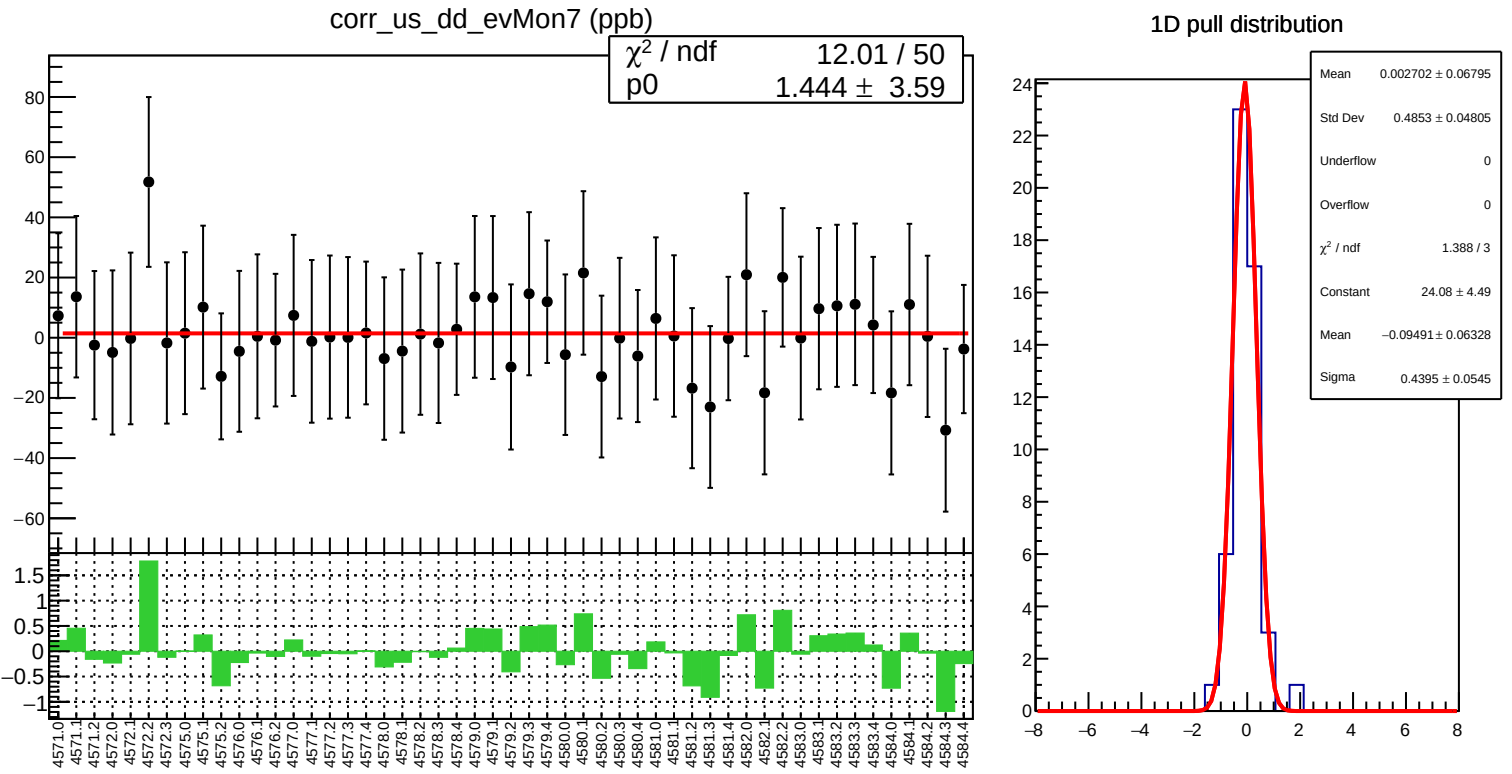
corr_us_dd_evMon7 (ppb)
χ² / ndf 12.01 / 50
p0 1.444 ± 3.59
1D pull distribution
Mean 0.002702 ± 0.06795
Std Dev 0.4853 ± 0.04805
Underflow 0
Overflow 0
χ² / ndf 1.388 / 3
Constant 24.08 ± 4.49
Mean −0.09491 ± 0.06328
Sigma 0.4395 ± 0.0545

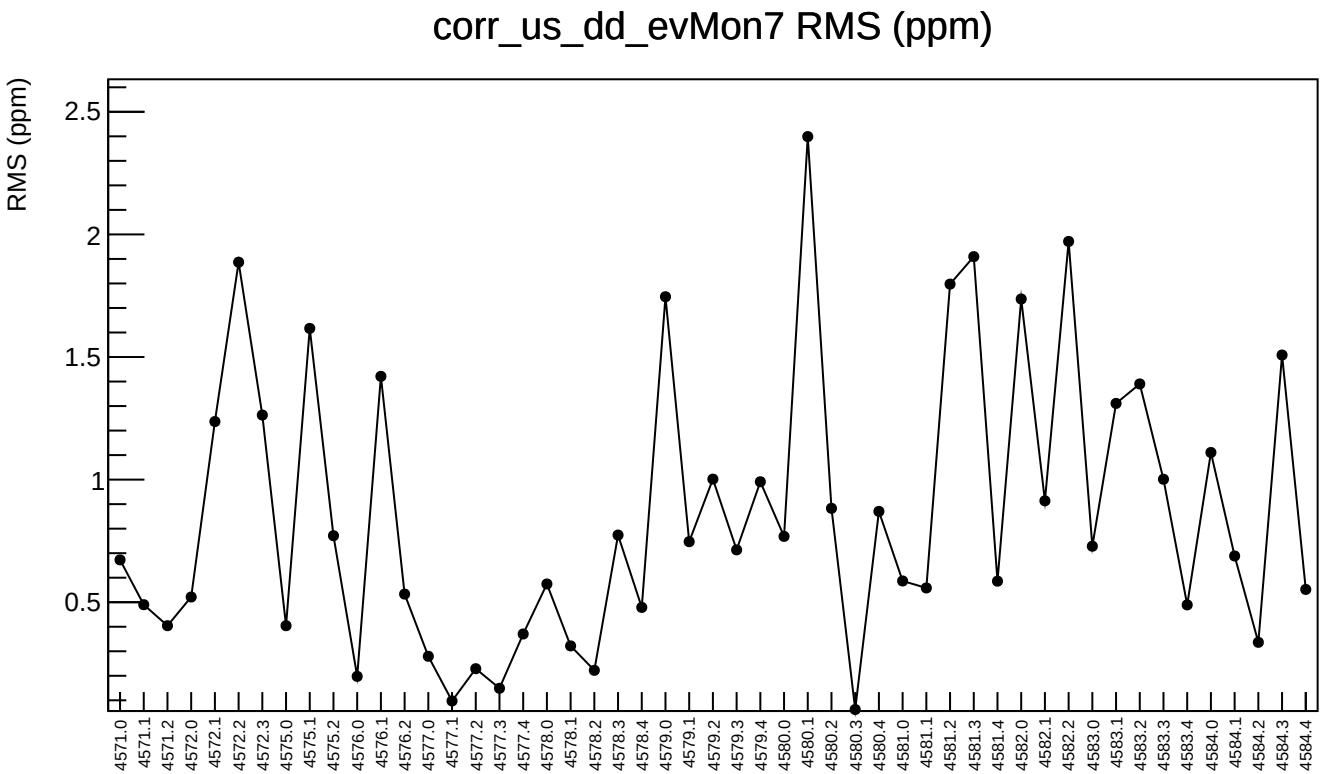
corr_us_dd_evMon7 RMS (ppm)
RMS (ppm)
2.5
2
1.5
1
0.5
4571.0
4571.1
4571.2
4572.0
4572.1
4572.2
4572.3
4575.0
4575.1
4575.2
4576.0
4576.1
4576.2
4577.0
4577.1
4577.2
4577.3
4577.4
4578.0
4578.1
4578.2
4578.3
4578.4
4579.0
4579.1
4579.2
4579.3
4579.4
4580.0
4580.1
4580.2
4580.3
4580.4
4581.0
4581.1
4581.2
4581.3
4581.4
4582.0
4582.1
4582.2
4583.0
4583.1
4583.2
4583.3
4583.4
4584.0
4584.1
4584.2
4584.3
4584.4

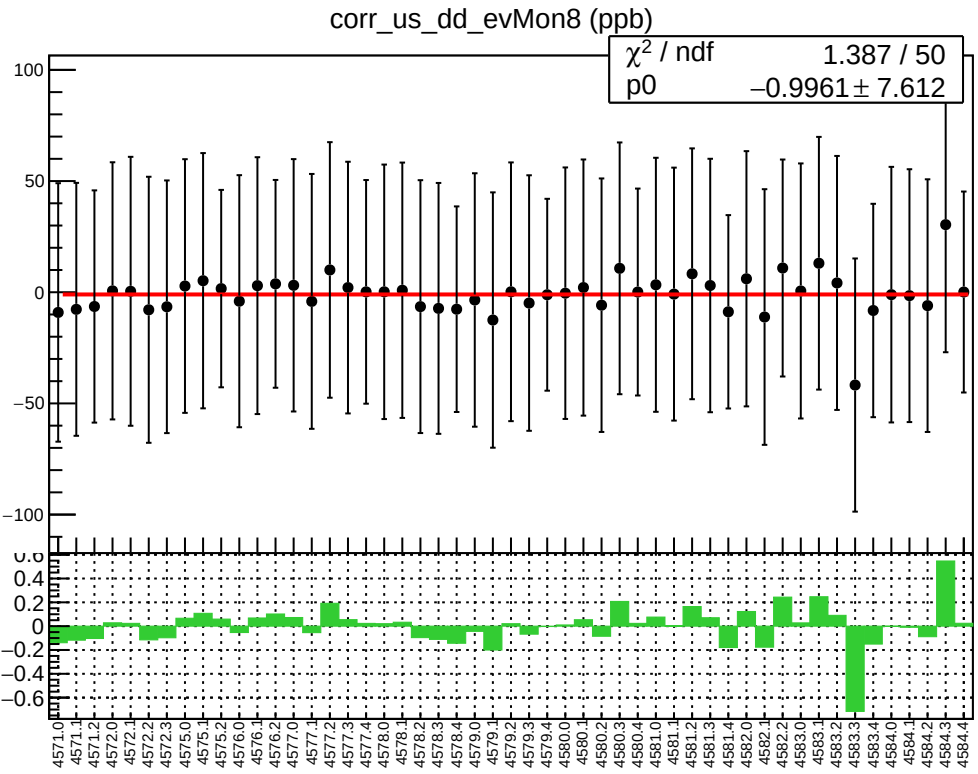
corr_us_dd_evMon8 (ppb)
χ^2 / ndf 1.387 / 50
p0 −0.9961 ± 7.612
100
50
0
−50
−100
0.6
0.4
0.2
0
−0.2
−0.4
−0.6
4571.0
4571.1
4571.2
4572.0
4572.1
4572.2
4572.3
4575.0
4575.1
4575.2
4576.0
4576.1
4576.2
4577.0
4577.1
4577.2
4577.3
4577.4
4578.0
4578.1
4578.2
4578.3
4578.4
4579.0
4579.1
4579.2
4579.3
4579.4
4580.0
4580.1
4580.2
4580.3
4580.4
4581.0
4581.1
4581.2
4581.3
4581.4
4582.0
4582.1
4582.2
4583.0
4583.1
4583.2
4583.3
4583.4
4584.0
4584.1
4584.2
4584.3
4584.4

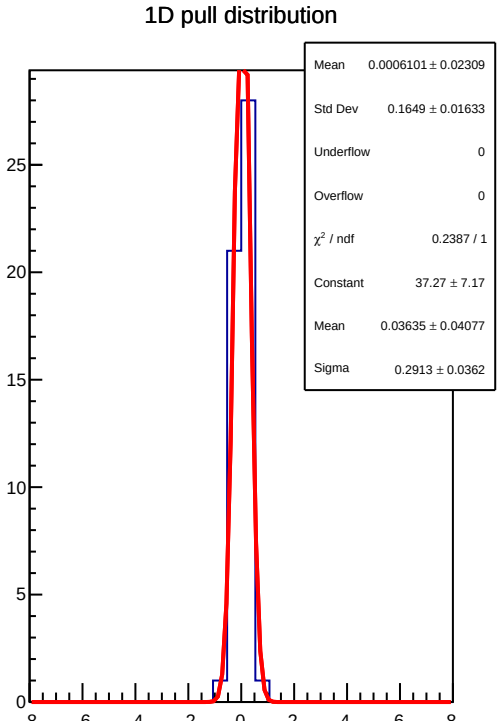
1D pull distribution
Mean 0.0006101 ± 0.02309
Std Dev 0.1649 ± 0.01633
Underflow 0
Overflow 0
χ^2 / ndf 0.2387 / 1
Constant 37.27 ± 7.17
Mean 0.03635 ± 0.04077
Sigma 0.2913 ± 0.0362
25
20
15
10
5
0
−8
−6
−4
−2
0
2
4
6
8

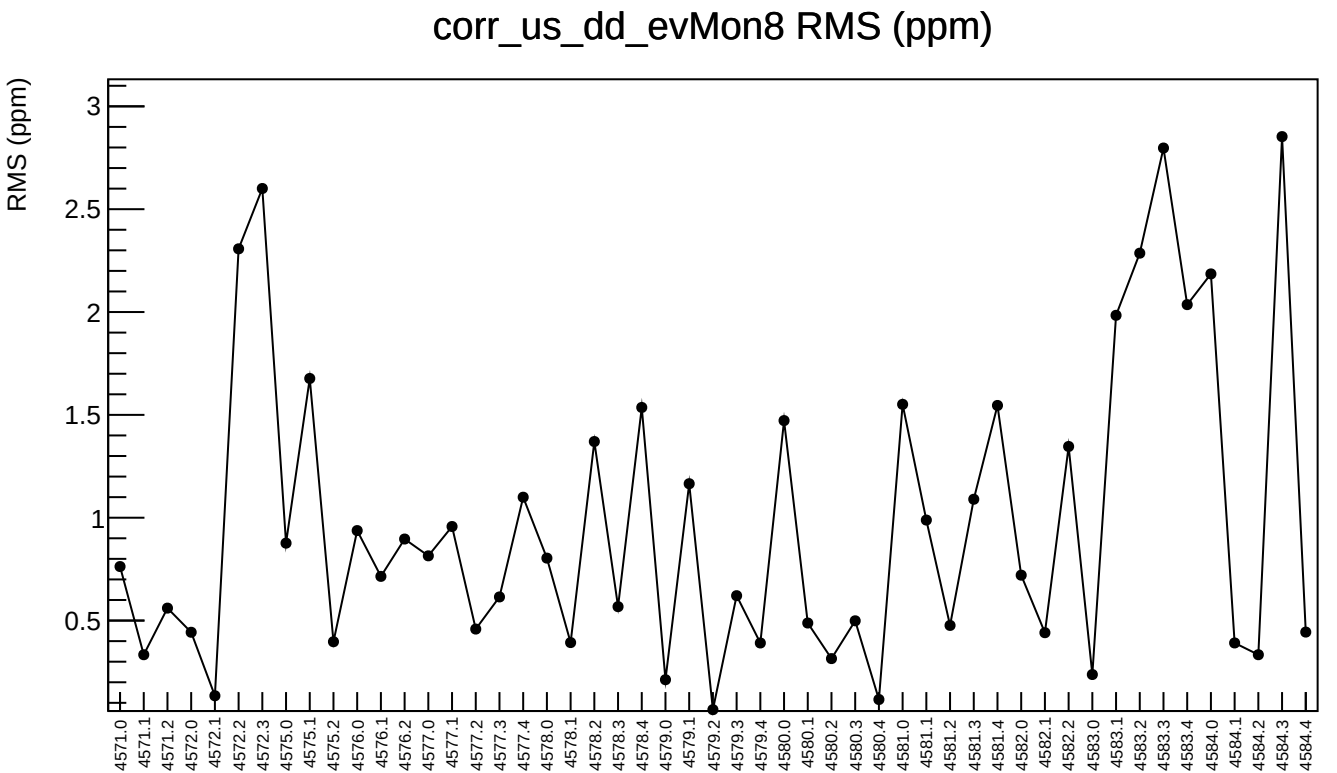
corr_us_dd_evMon8 RMS (ppm)
RMS (ppm)
3
2.5
2
1.5
1
0.5
4571.0
4571.1
4571.2
4572.0
4572.1
4572.2
4572.3
4575.0
4575.1
4575.2
4576.0
4576.1
4576.2
4577.0
4577.1
4577.2
4577.3
4577.4
4578.0
4578.1
4578.2
4578.3
4578.4
4579.0
4579.1
4579.2
4579.3
4579.4
4580.0
4580.1
4580.2
4580.3
4580.4
4581.0
4581.1
4581.2
4581.3
4581.4
4582.0
4582.1
4582.2
4583.0
4583.1
4583.2
4583.3
4583.4
4584.0
4584.1
4584.2
4584.3
4584.4

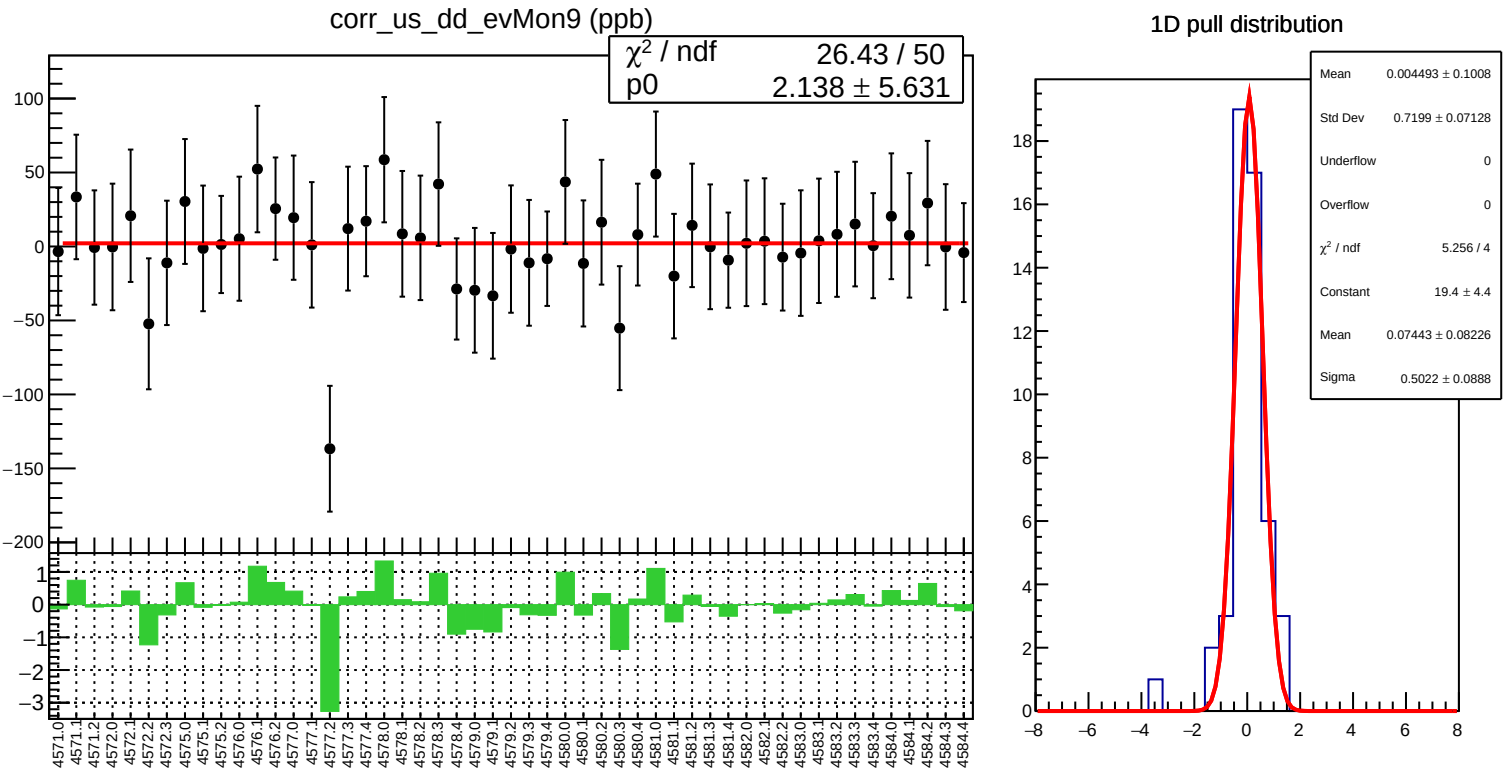
corr_us_dd_evMon9 (ppb)
χ² / ndf 26.43 / 50
p0 2.138 ± 5.631
1D pull distribution
Mean 0.004493 ± 0.1008
Std Dev 0.7199 ± 0.07128
Underflow 0
Overflow 0
χ² / ndf 5.256 / 4
Constant 19.4 ± 4.4
Mean 0.07443 ± 0.08226
Sigma 0.5022 ± 0.0888

corr_us_dd_evMon9 RMS (ppm)

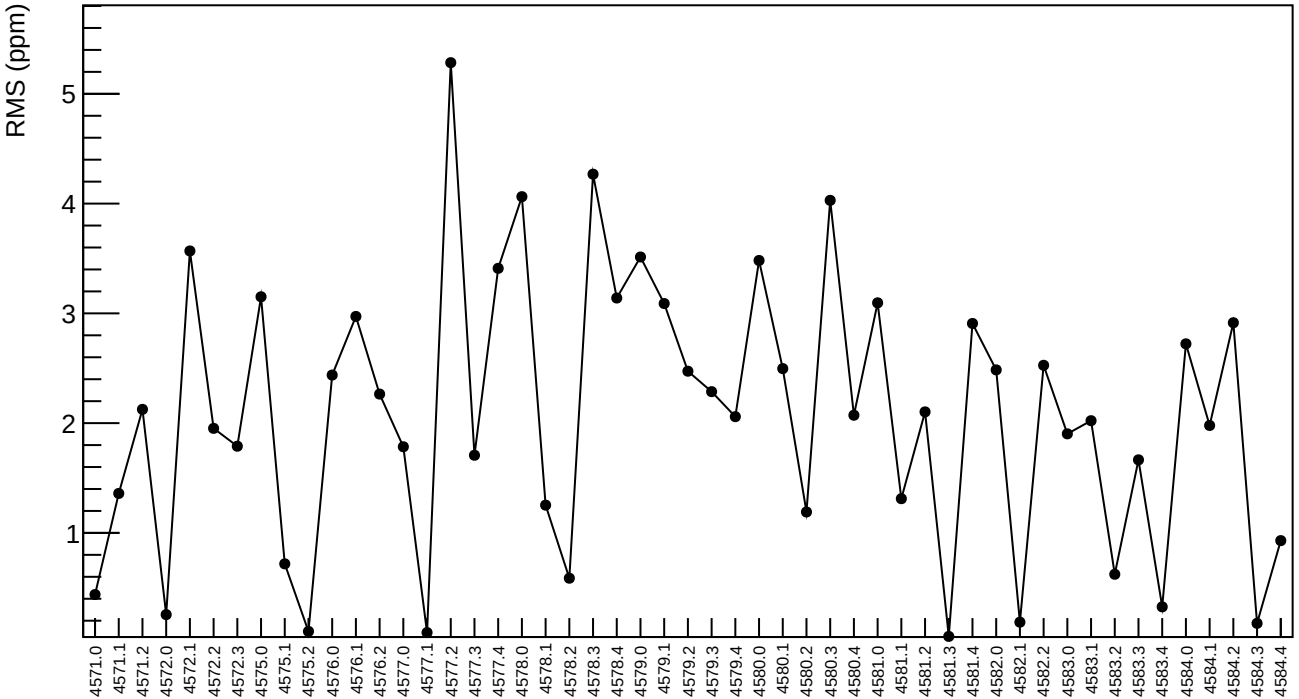

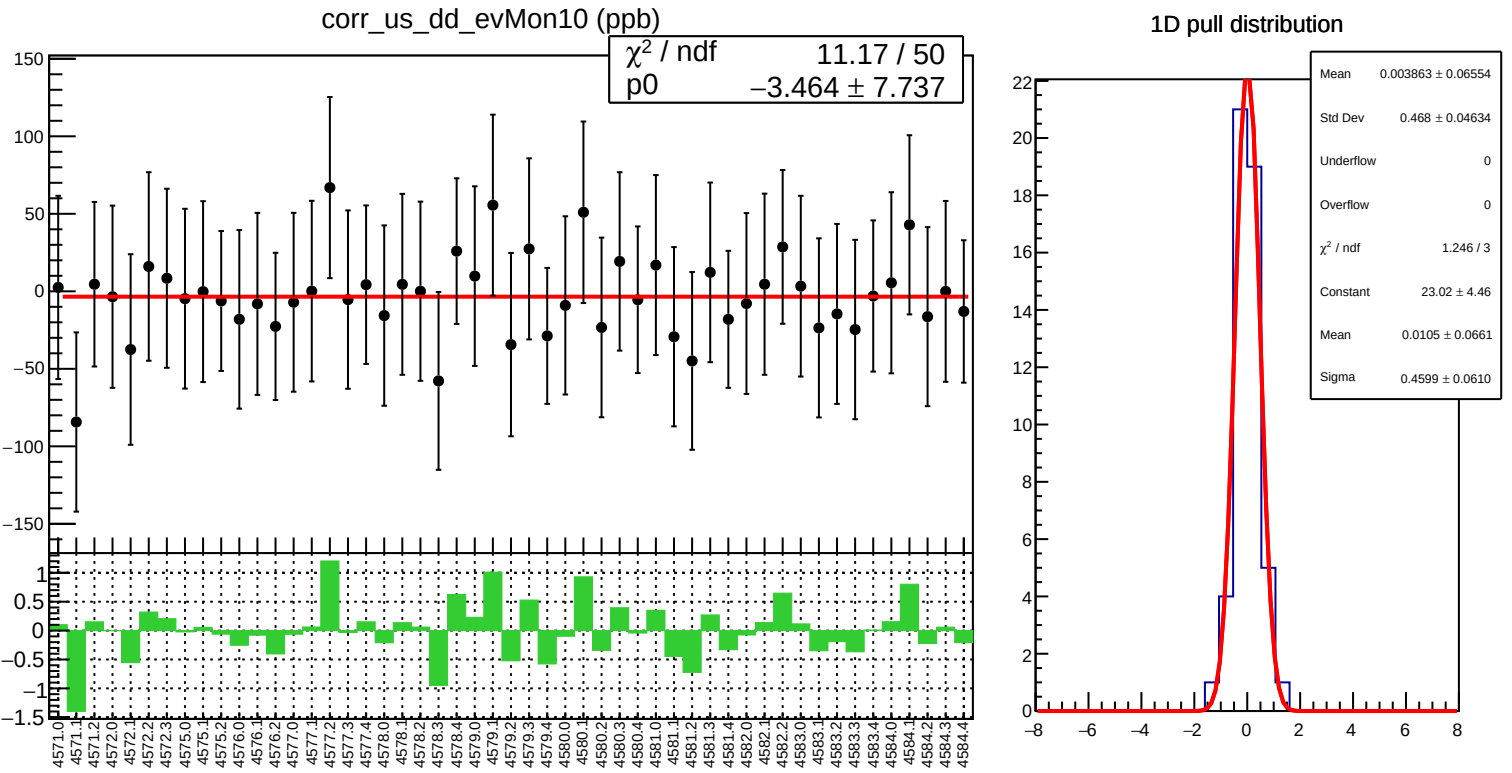
corr_us_dd_evMon10 (ppb)
χ² / ndf 11.17 / 50
p0 −3.464 ± 7.737
1D pull distribution
Mean 0.003863 ± 0.06554
Std Dev 0.468 ± 0.04634
Underflow 0
Overflow 0
χ² / ndf 1.246 / 3
Constant 23.02 ± 4.46
Mean 0.0105 ± 0.0661
Sigma 0.4599 ± 0.0610

corr_us_dd_evMon10 RMS (ppm)

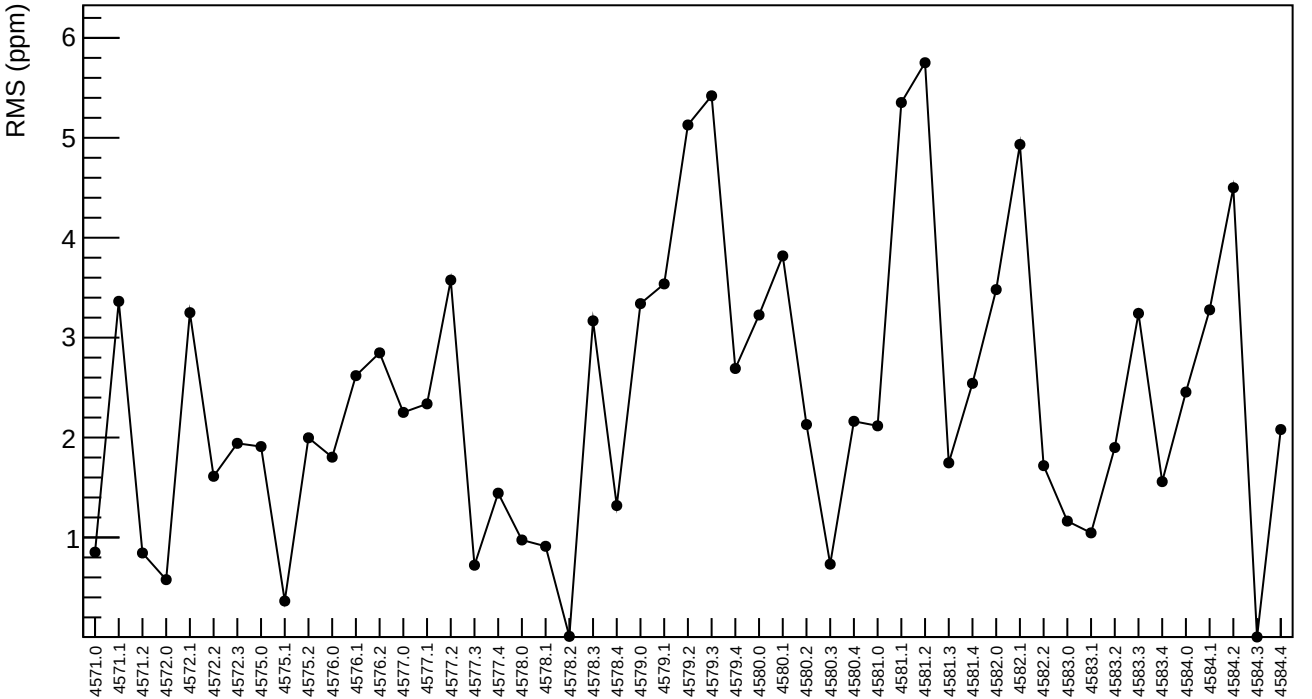

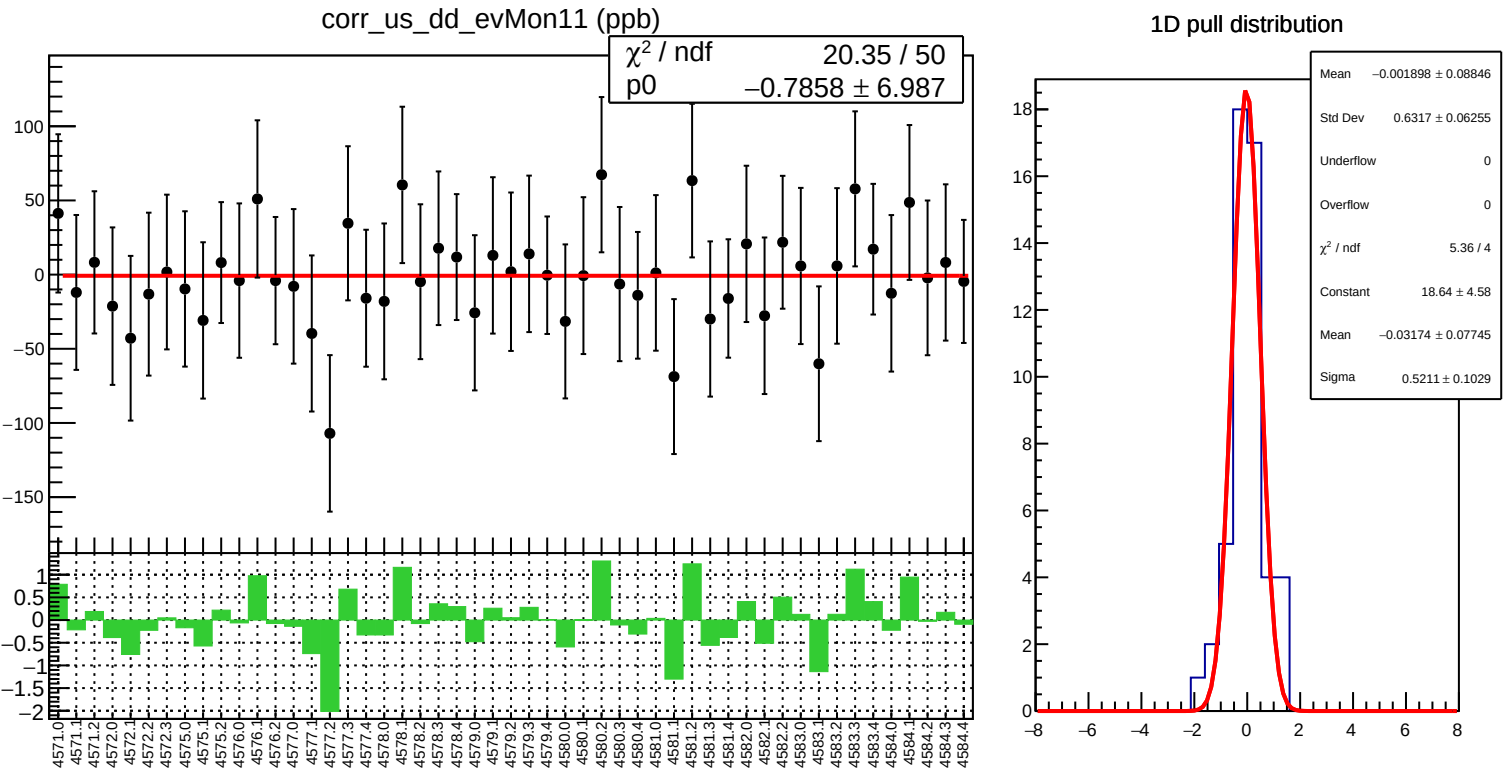
corr_us_dd_evMon11 (ppb)
χ² / ndf 20.35 / 50
p0 −0.7858 ± 6.987
1D pull distribution
Mean −0.001898 ± 0.08846
Std Dev 0.6317 ± 0.06255
Underflow 0
Overflow 0
χ² / ndf 5.36 / 4
Constant 18.64 ± 4.58
Mean −0.03174 ± 0.07745
Sigma 0.5211 ± 0.1029

corr_us_dd_evMon11 RMS (ppm)

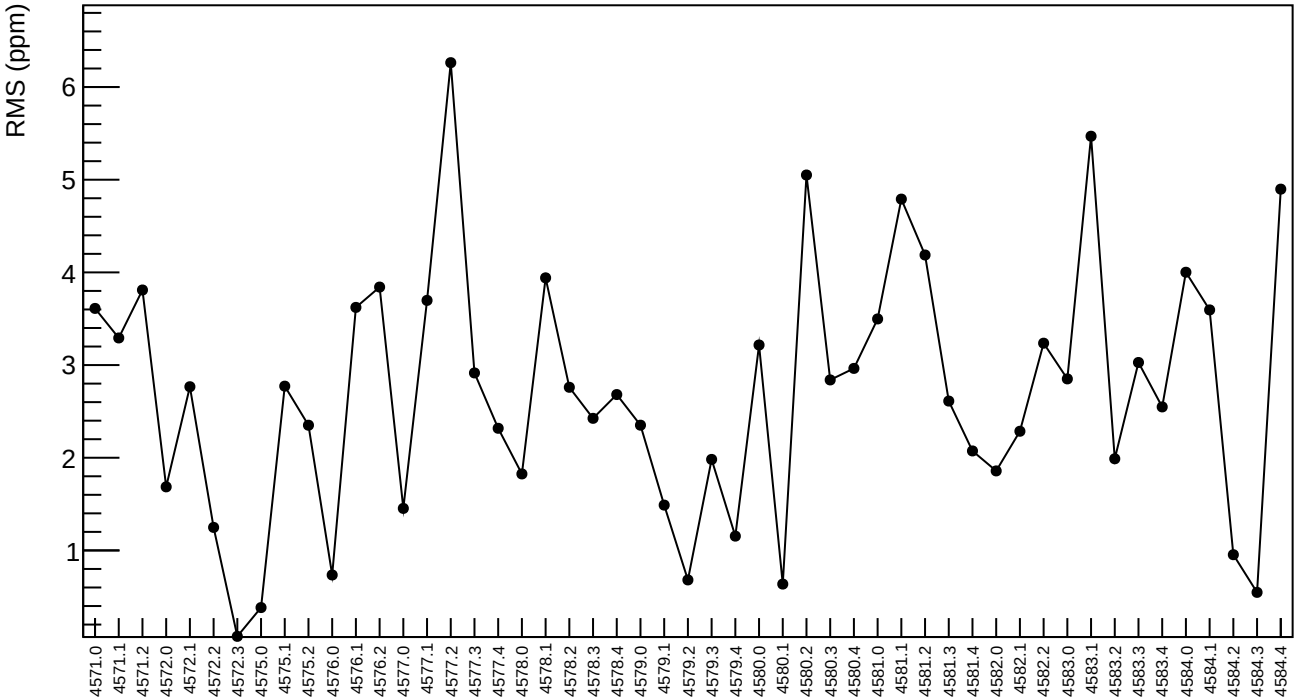

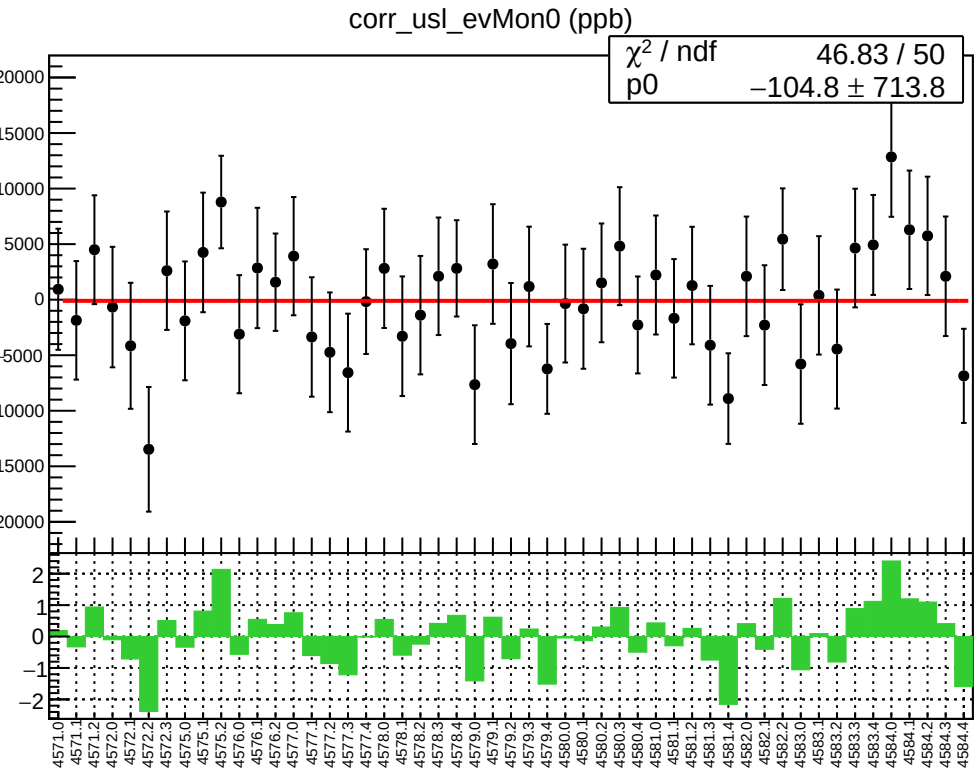
corr_usl_evMon0 (ppb)
χ² / ndf 46.83 / 50
p0 −104.8 ± 713.8
20000
15000
10000
5000
0
−5000
−10000
−15000
−20000
2
1
0
−1
−2
4571.0
4571.1
4571.2
4572.0
4572.1
4572.2
4572.3
4575.0
4575.1
4575.2
4576.0
4576.1
4576.2
4577.0
4577.1
4577.2
4577.3
4577.4
4578.0
4578.1
4578.2
4578.3
4578.4
4579.0
4579.1
4579.2
4579.3
4579.4
4580.0
4580.1
4580.2
4580.3
4580.4
4581.0
4581.1
4581.2
4581.3
4581.4
4582.0
4582.1
4582.2
4583.0
4583.1
4583.2
4583.3
4583.4
4584.0
4584.1
4584.2
4584.3
4584.4

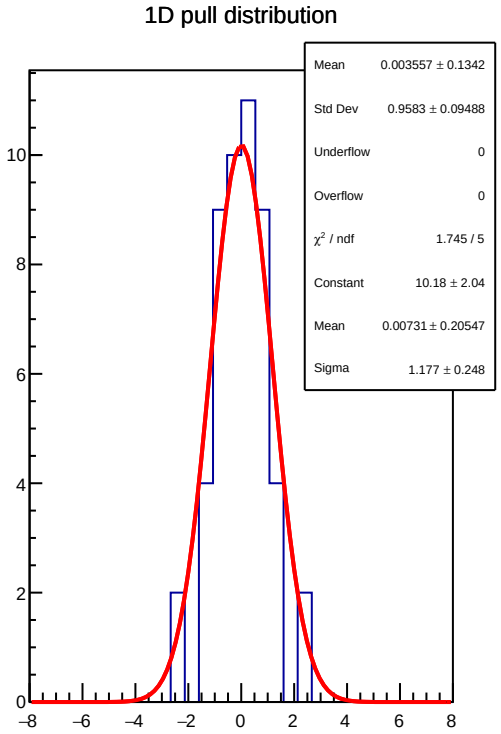
1D pull distribution
Mean 0.003557 ± 0.1342
Std Dev 0.9583 ± 0.09488
Underflow 0
Overflow 0
χ² / ndf 1.745 / 5
Constant 10.18 ± 2.04
Mean 0.00731 ± 0.20547
Sigma 1.177 ± 0.248
10
8
6
4
2
0
−8
−6
−4
−2
0
2
4
6
8

corr_usl_evMon0 RMS (ppm)

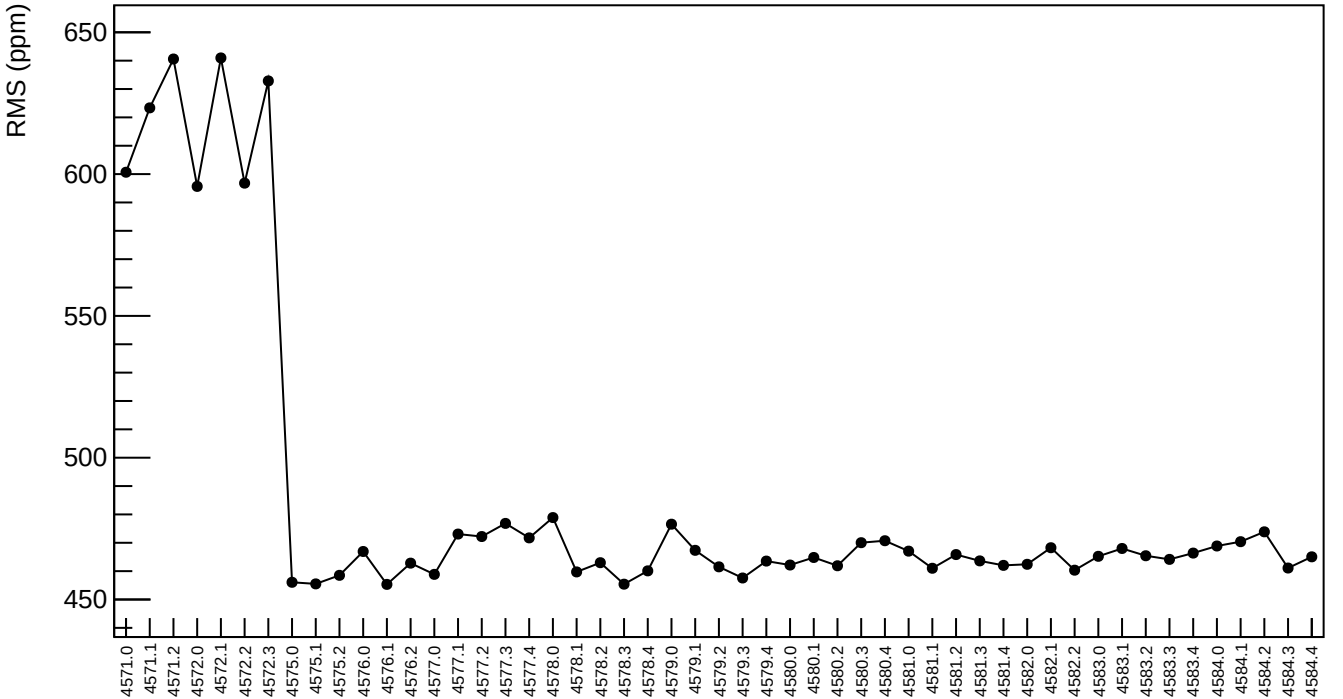

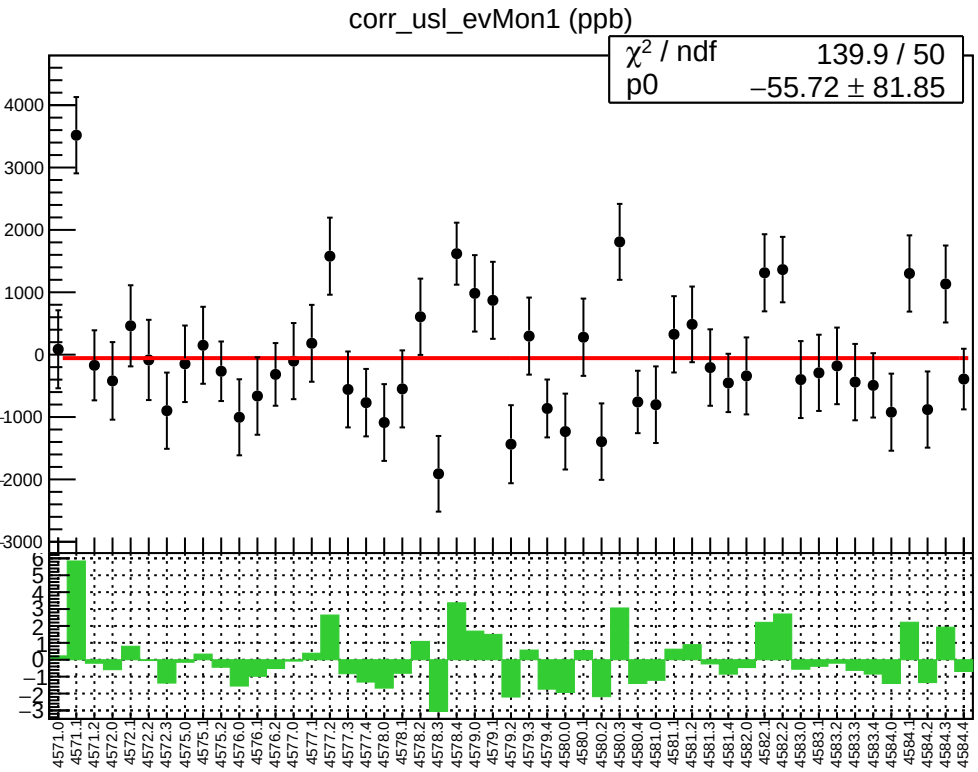
corr_usl_evMon1 (ppb)
χ² / ndf 139.9 / 50
p0 −55.72 ± 81.85
4000
3000
2000
1000
0
-1000
-2000
-3000
6
5
4
3
2
1
0
−1
−2
−3
4571.0
4571.1
4571.2
4572.0
4572.1
4572.2
4572.3
4575.0
4575.1
4575.2
4576.0
4576.1
4576.2
4577.0
4577.1
4577.2
4577.3
4577.4
4578.0
4578.1
4578.2
4578.3
4578.4
4579.0
4579.1
4579.2
4579.3
4579.4
4580.0
4580.1
4580.2
4580.3
4580.4
4581.0
4581.1
4581.2
4581.3
4581.4
4582.0
4582.1
4582.2
4583.0
4583.1
4583.2
4583.3
4583.4
4584.0
4584.1
4584.2
4584.3
4584.4

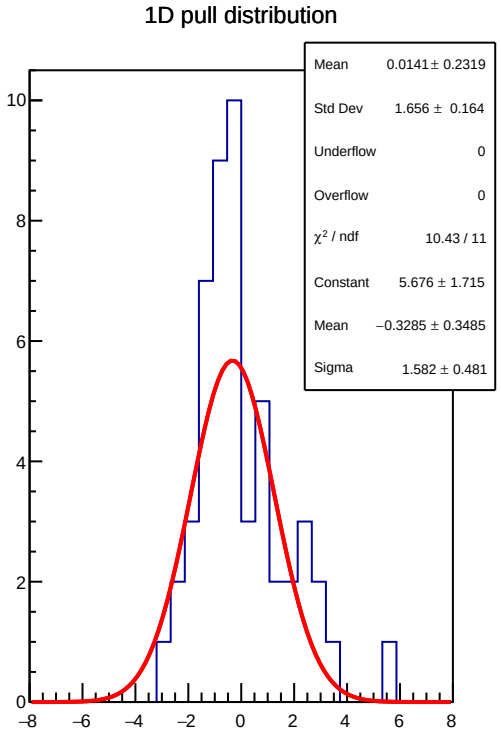
1D pull distribution
Mean 0.0141 ± 0.2319
Std Dev 1.656 ± 0.164
Underflow 0
Overflow 0
χ² / ndf 10.43 / 11
Constant 5.676 ± 1.715
Mean −0.3285 ± 0.3485
Sigma 1.582 ± 0.481
10
8
6
4
2
0
−8
−6
−4
−2
0
2
4
6
8

corr_usl_evMon1 RMS (ppm)

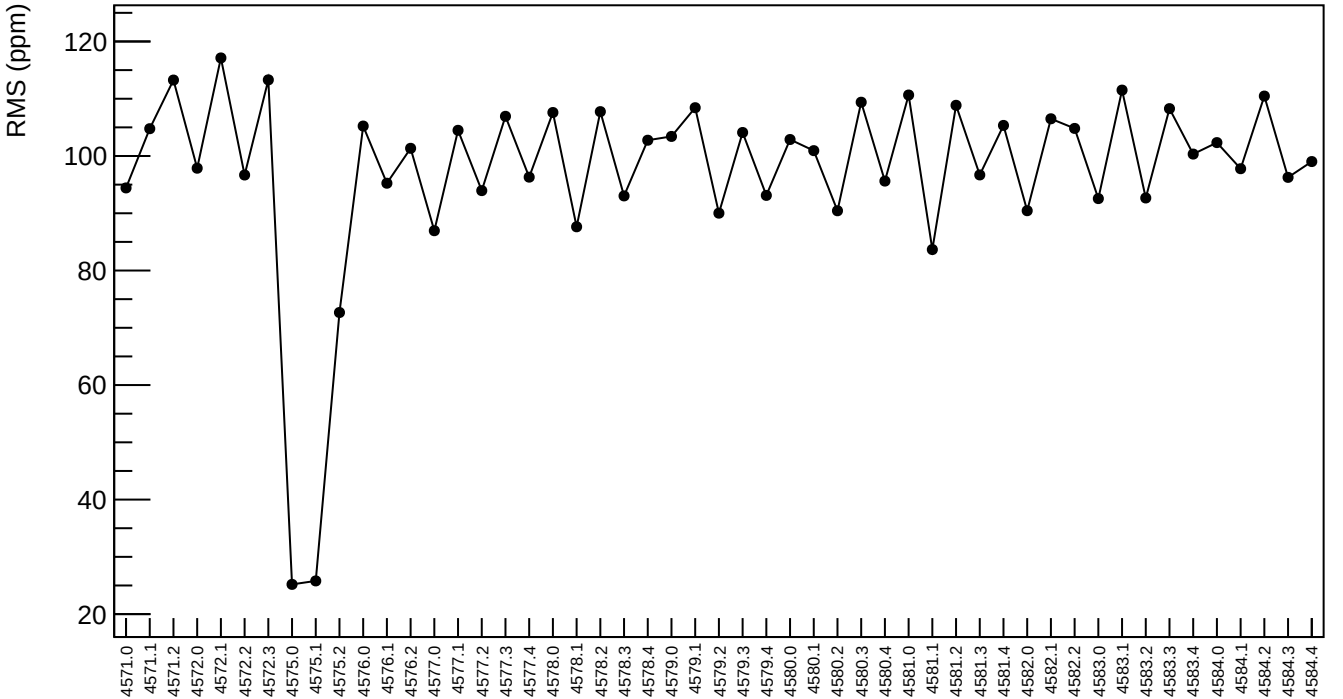

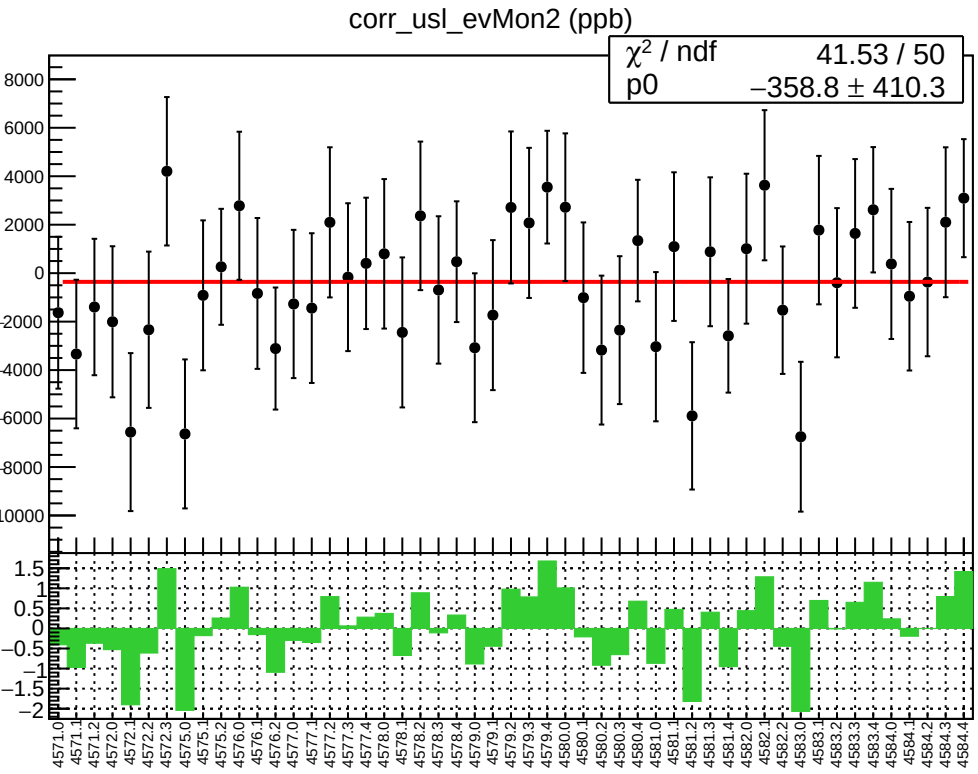
corr_usl_evMon2 (ppb)
χ² / ndf 41.53 / 50
p0 −358.8 ± 410.3

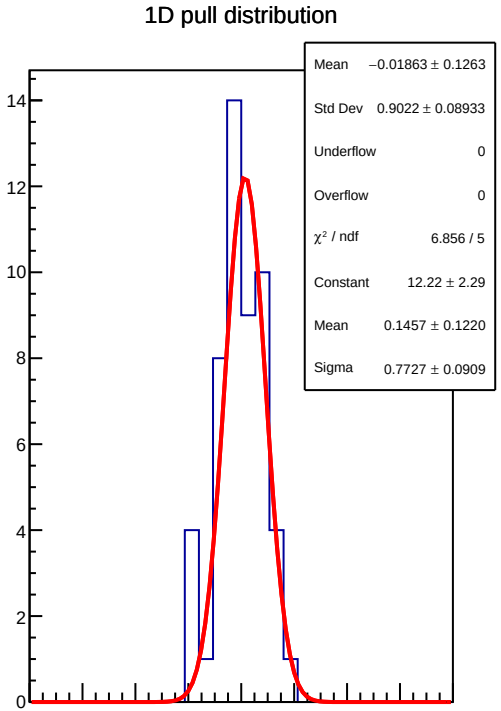
1D pull distribution
Mean −0.01863 ± 0.1263
Std Dev 0.9022 ± 0.08933
Underflow 0
Overflow 0
χ² / ndf 6.856 / 5
Constant 12.22 ± 2.29
Mean 0.1457 ± 0.1220
Sigma 0.7727 ± 0.0909

corr_usl_evMon2 RMS (ppm)

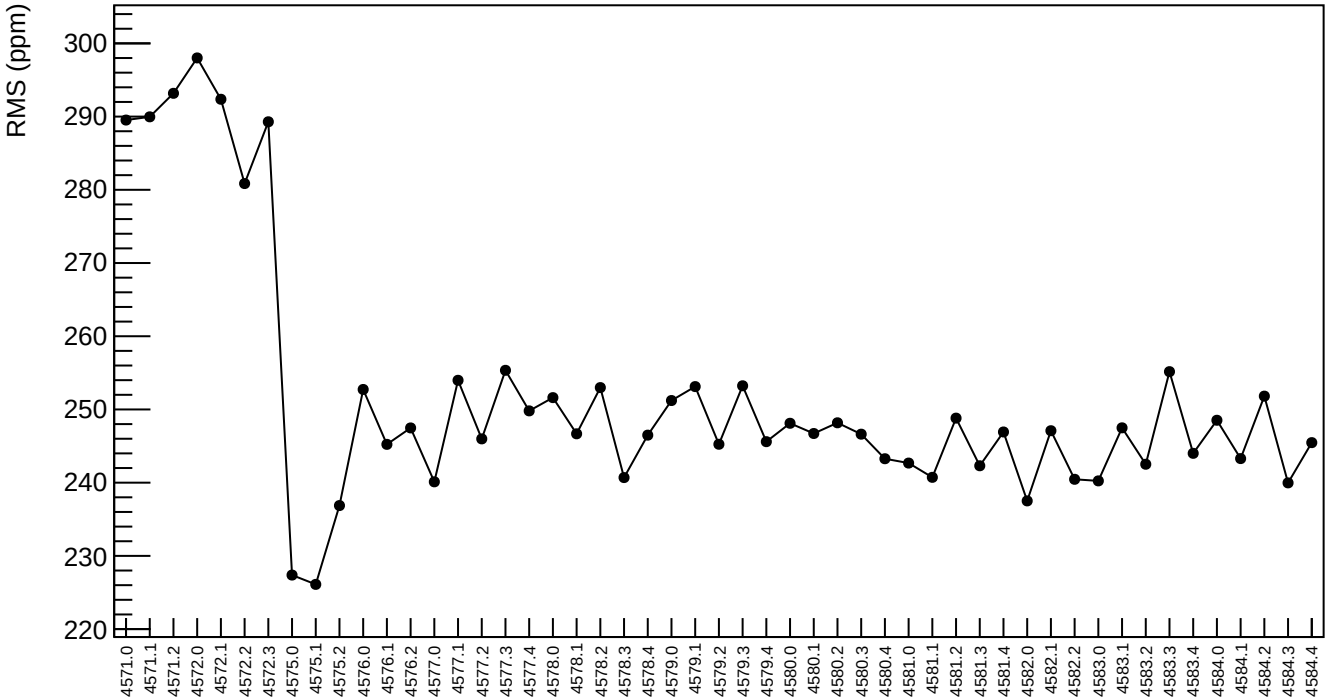

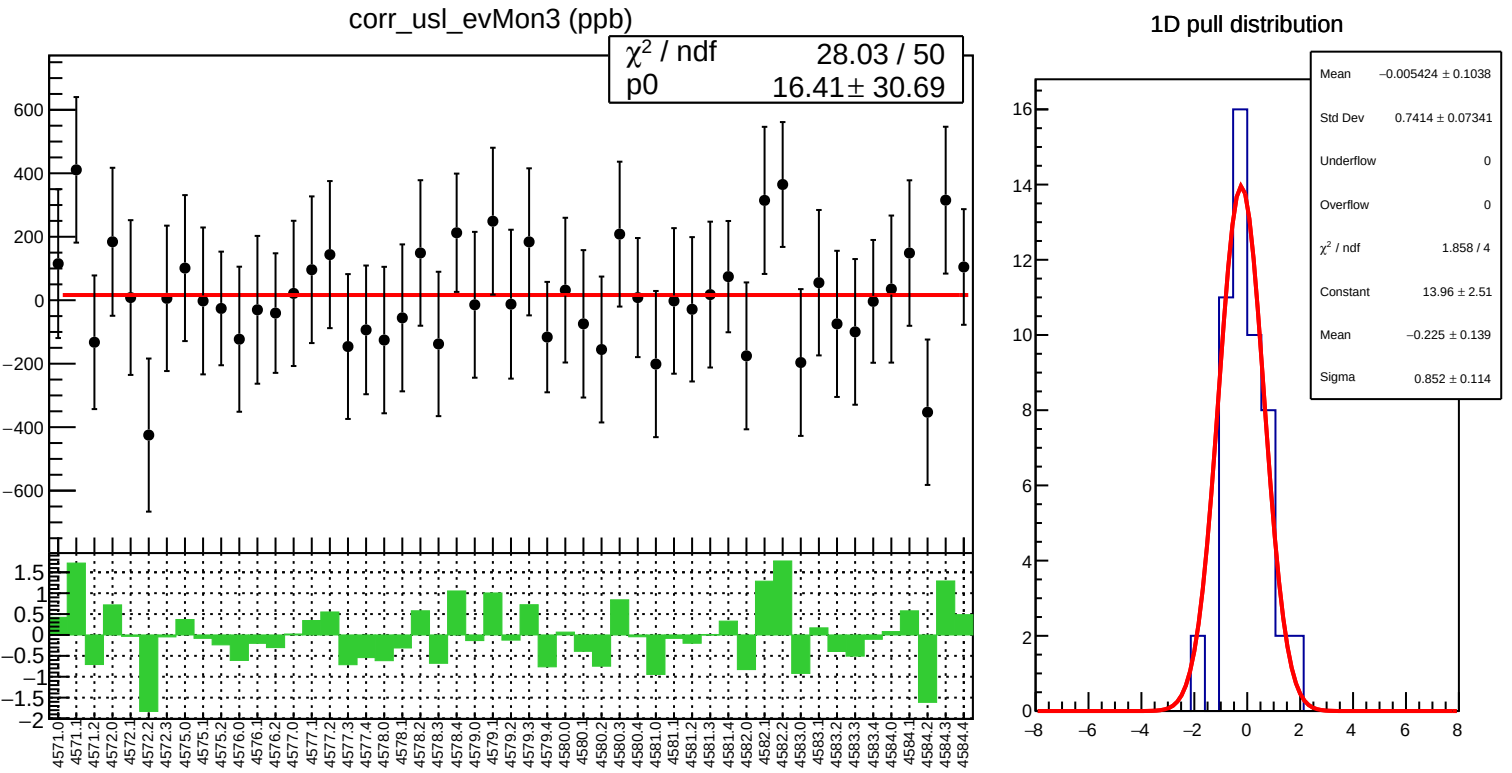
corr_usl_evMon3 (ppb)
χ² / ndf 28.03 / 50
p0 16.41 ± 30.69
1D pull distribution
Mean −0.005424 ± 0.1038
Std Dev 0.7414 ± 0.07341
Underflow 0
Overflow 0
χ² / ndf 1.858 / 4
Constant 13.96 ± 2.51
Mean −0.225 ± 0.139
Sigma 0.852 ± 0.114

corr_usl_evMon3 RMS (ppm)

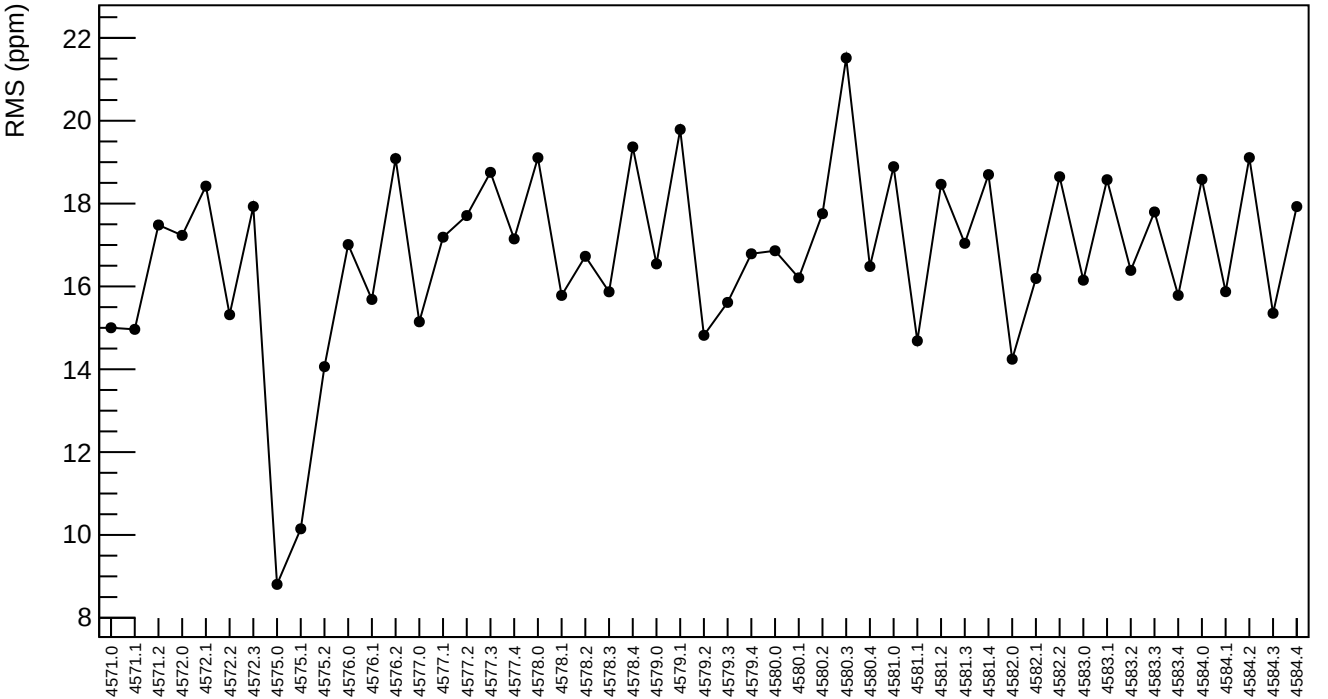

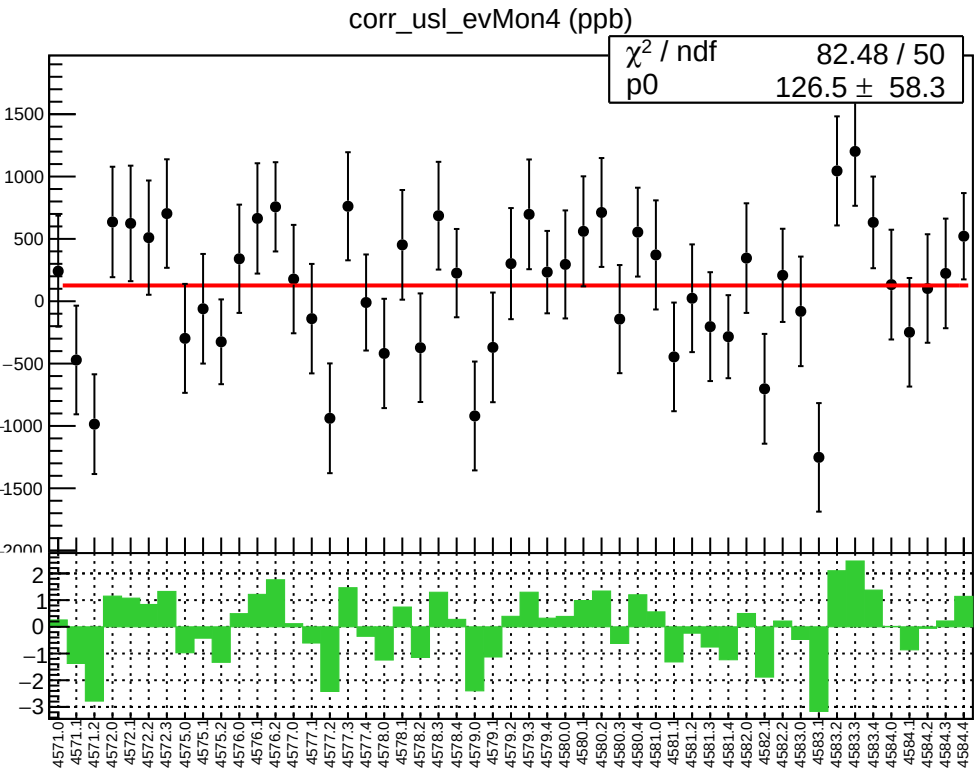
corr_usl_evMon4 (ppb)
χ² / ndf 82.48 / 50
p0 126.5 ± 58.3
1500
1000
500
0
−500
−1000
−1500
−2000
2
1
0
−1
−2
−3
4571.0
4571.1
4571.2
4572.0
4572.1
4572.2
4572.3
4575.0
4575.1
4575.2
4576.0
4576.1
4576.2
4577.0
4577.1
4577.2
4577.3
4577.4
4578.0
4578.1
4578.2
4578.3
4578.4
4579.0
4579.1
4579.2
4579.3
4579.4
4580.0
4580.1
4580.2
4580.3
4580.4
4581.0
4581.1
4581.2
4581.3
4581.4
4582.0
4582.1
4582.2
4583.0
4583.1
4583.2
4583.3
4583.4
4584.0
4584.1
4584.2
4584.3
4584.4

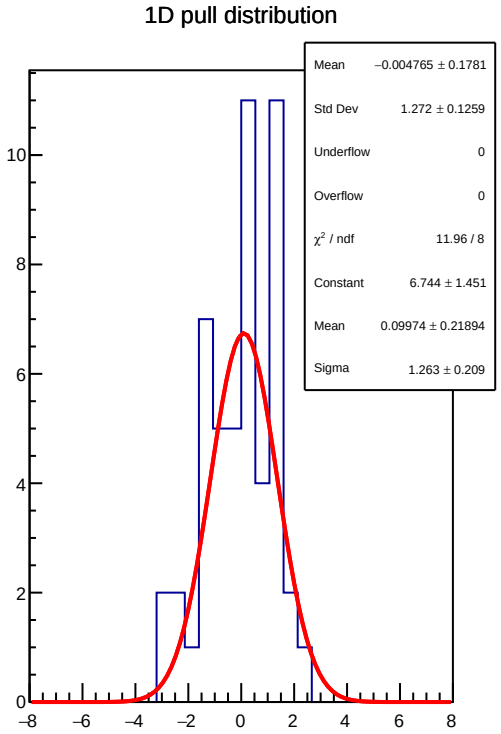
1D pull distribution
Mean −0.004765 ± 0.1781
Std Dev 1.272 ± 0.1259
Underflow 0
Overflow 0
χ² / ndf 11.96 / 8
Constant 6.744 ± 1.451
Mean 0.09974 ± 0.21894
Sigma 1.263 ± 0.209
10
8
6
4
2
0
−8
−6
−4
−2
0
2
4
6
8

corr_usl_evMon4 RMS (ppm)

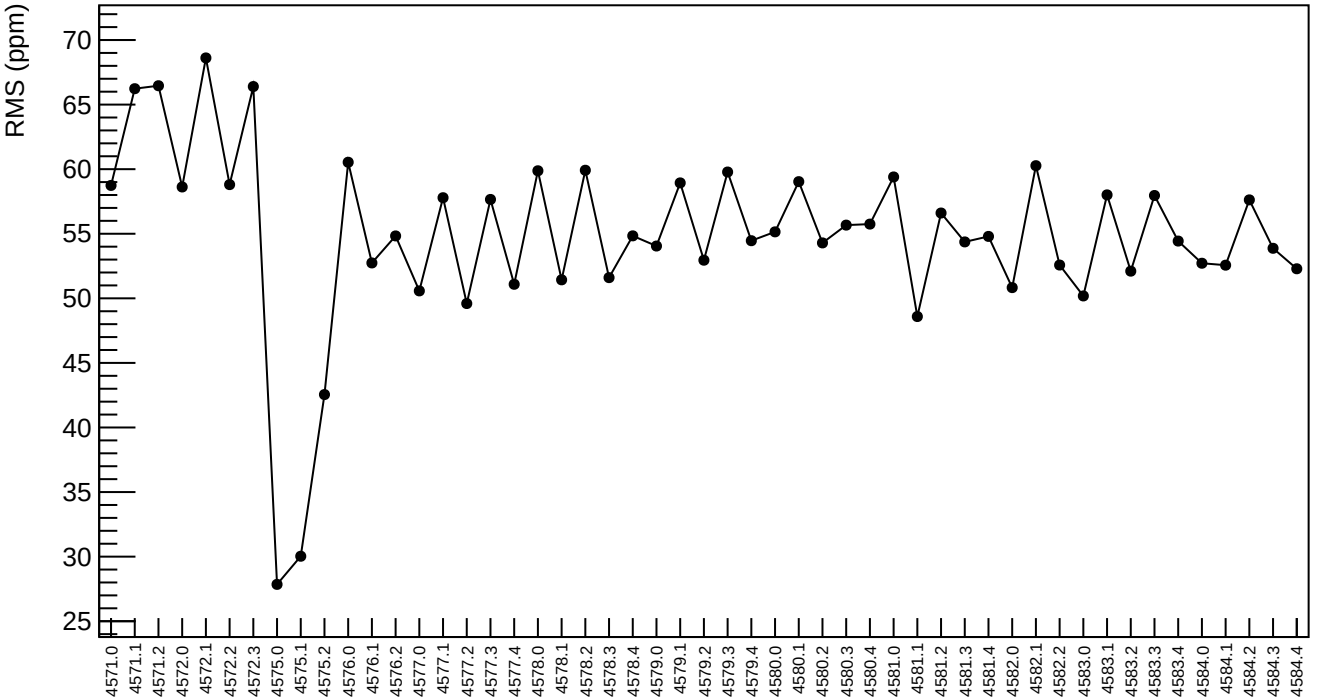

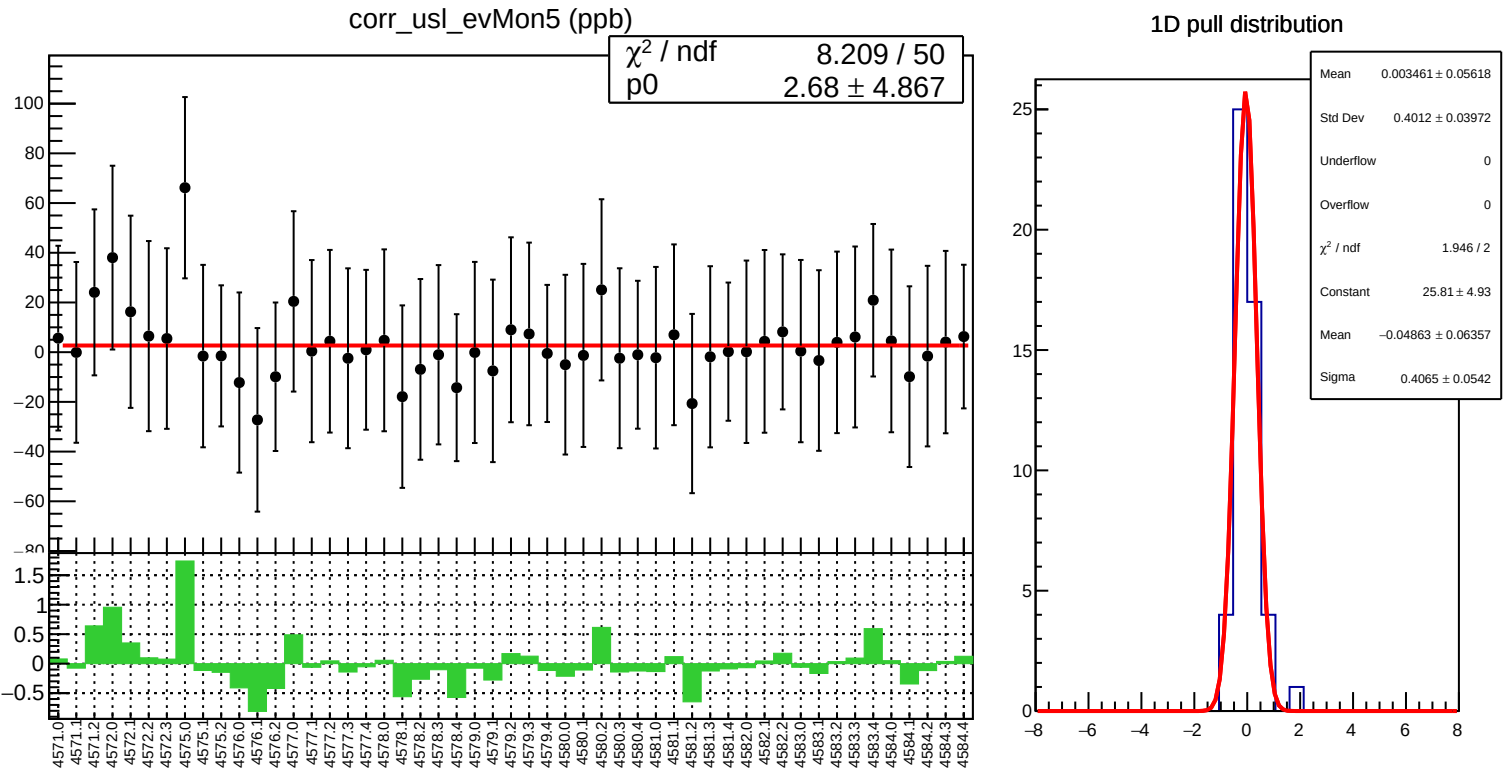
corr_usl_evMon5 (ppb)
χ² / ndf 8.209 / 50
p0 2.68 ± 4.867
1D pull distribution
Mean 0.003461 ± 0.05618
Std Dev 0.4012 ± 0.03972
Underflow 0
Overflow 0
χ² / ndf 1.946 / 2
Constant 25.81 ± 4.93
Mean −0.04863 ± 0.06357
Sigma 0.4065 ± 0.0542

corr_usl_evMon5 RMS (ppm)

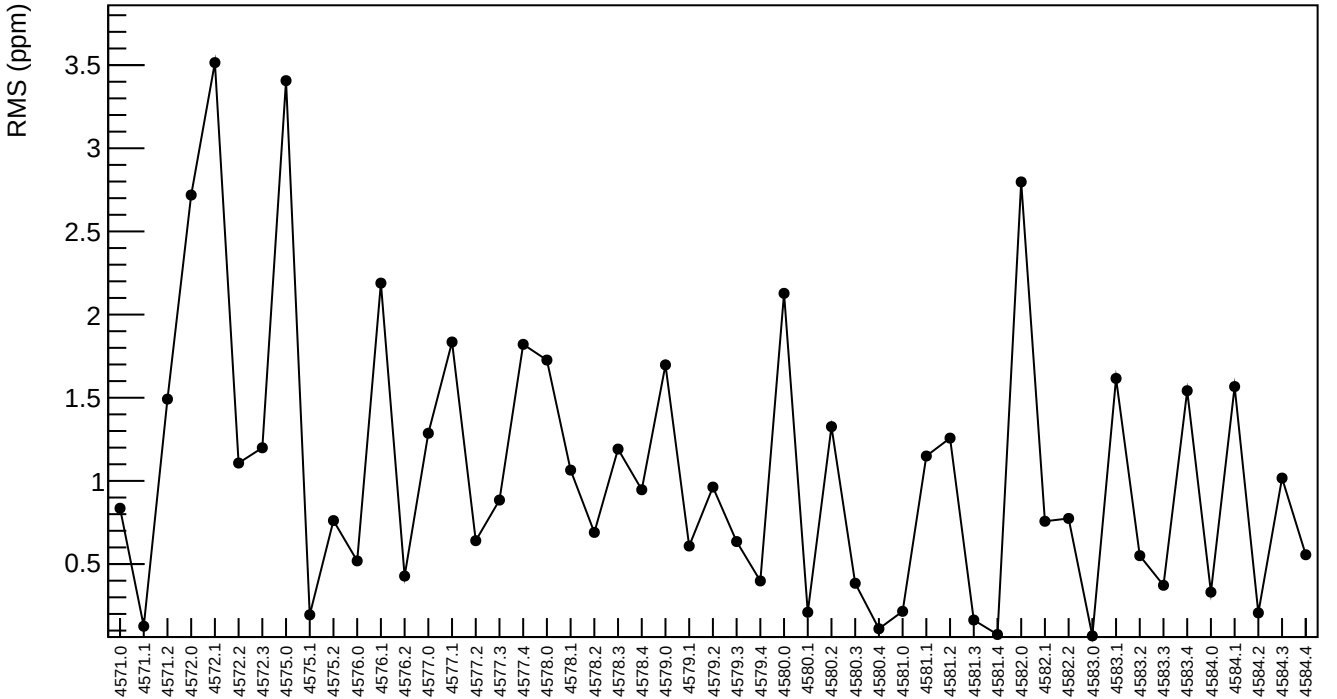

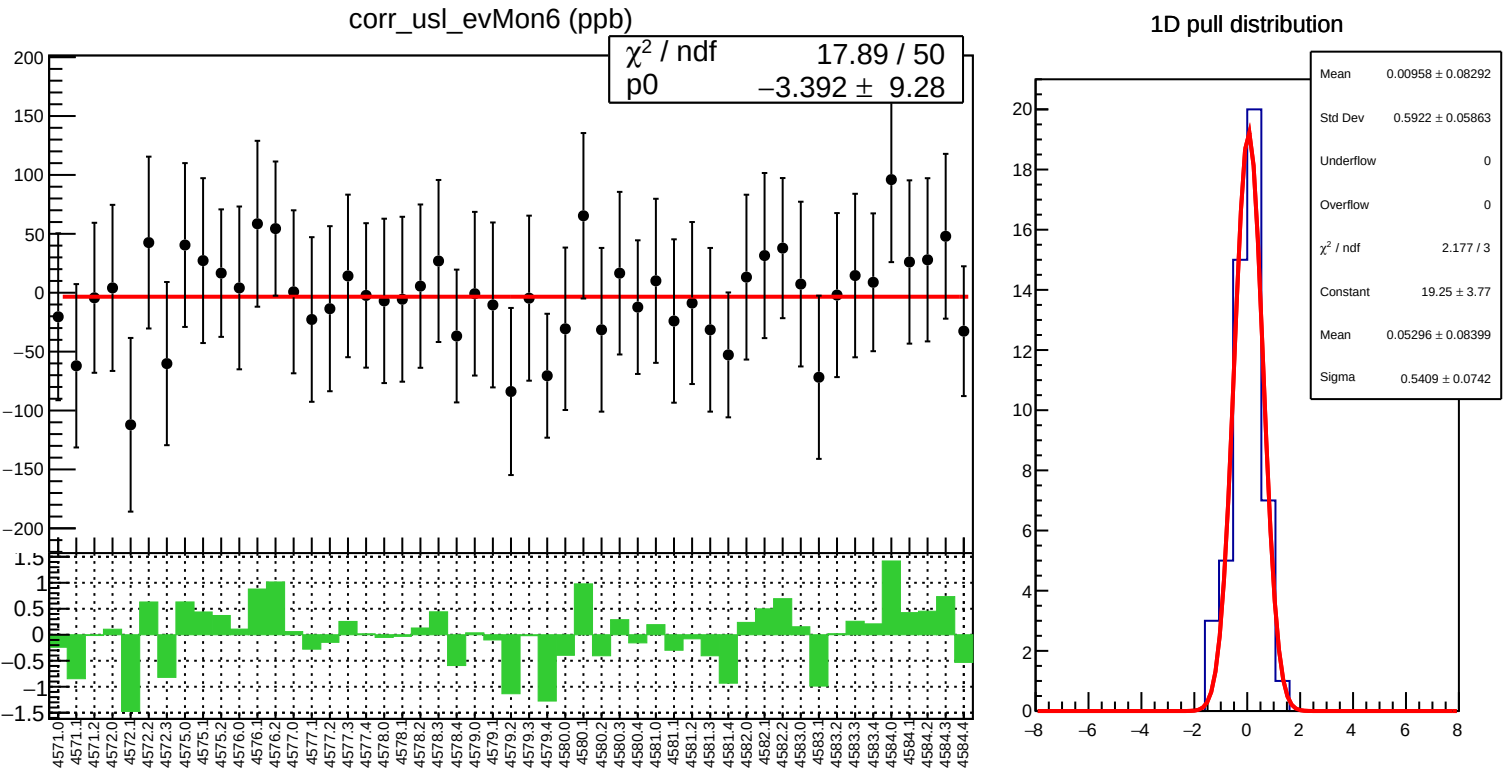
corr_usl_evMon6 (ppb)
χ² / ndf 17.89 / 50
p0 −3.392 ± 9.28
1D pull distribution
Mean 0.00958 ± 0.08292
Std Dev 0.5922 ± 0.05863
Underflow 0
Overflow 0
χ² / ndf 2.177 / 3
Constant 19.25 ± 3.77
Mean 0.05296 ± 0.08399
Sigma 0.5409 ± 0.0742

corr_usl_evMon6 RMS (ppm)

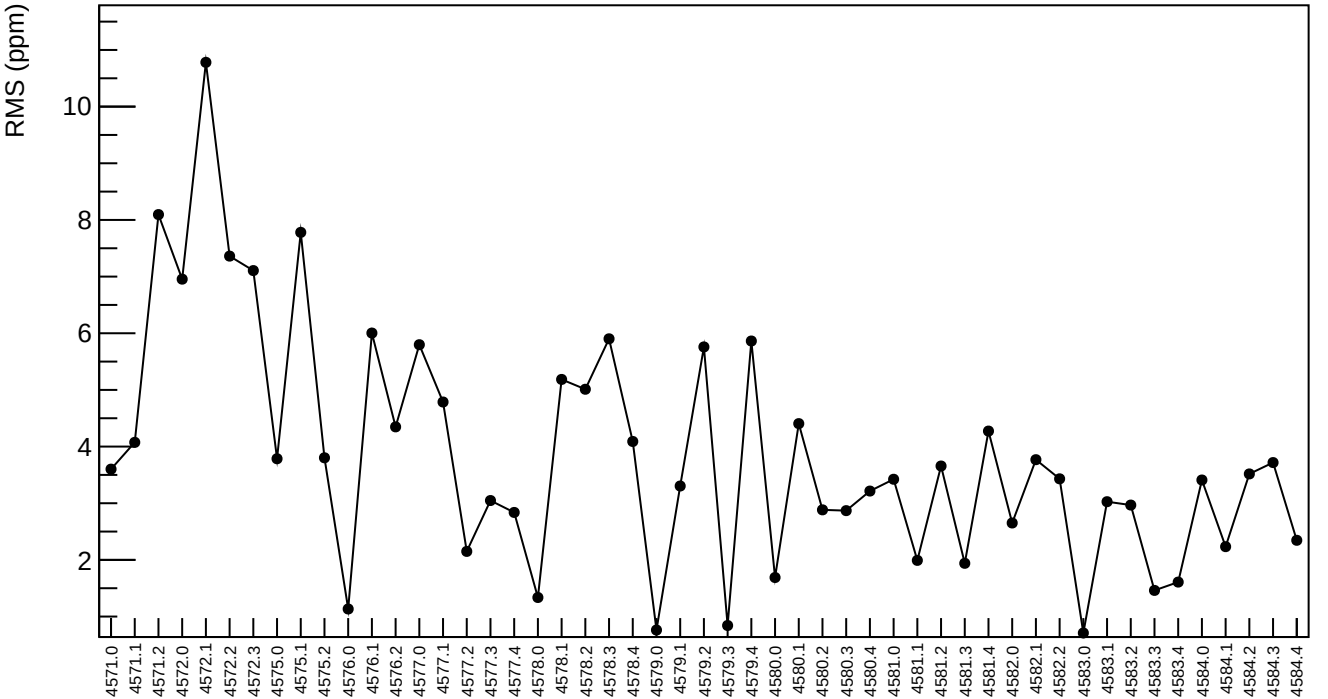

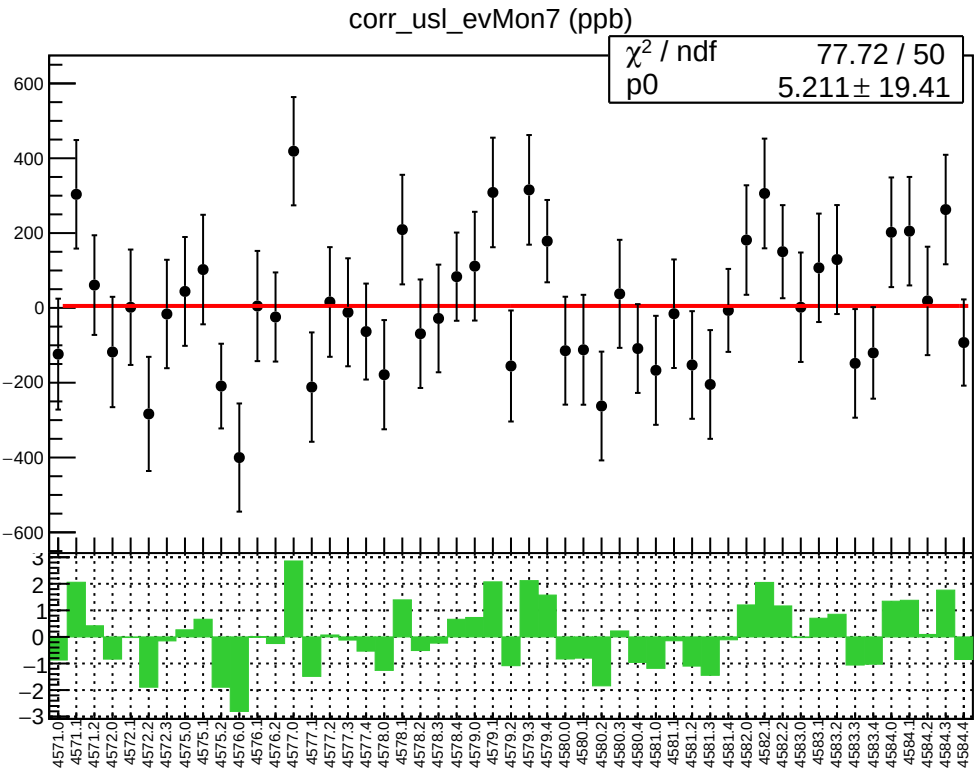
corr_usl_evMon7 (ppb)
χ² / ndf 77.72 / 50
p0 5.211 ± 19.41

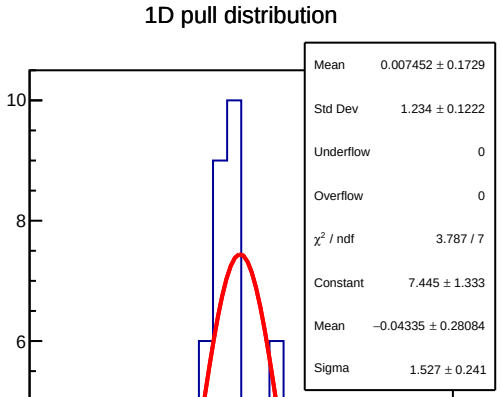
1D pull distribution
Mean 0.007452 ± 0.1729
Std Dev 1.234 ± 0.1222
Underflow 0
Overflow 0
χ² / ndf 3.787 / 7
Constant 7.445 ± 1.333
Mean −0.04335 ± 0.28084
Sigma 1.527 ± 0.241

corr_usl_evMon7 RMS (ppm)

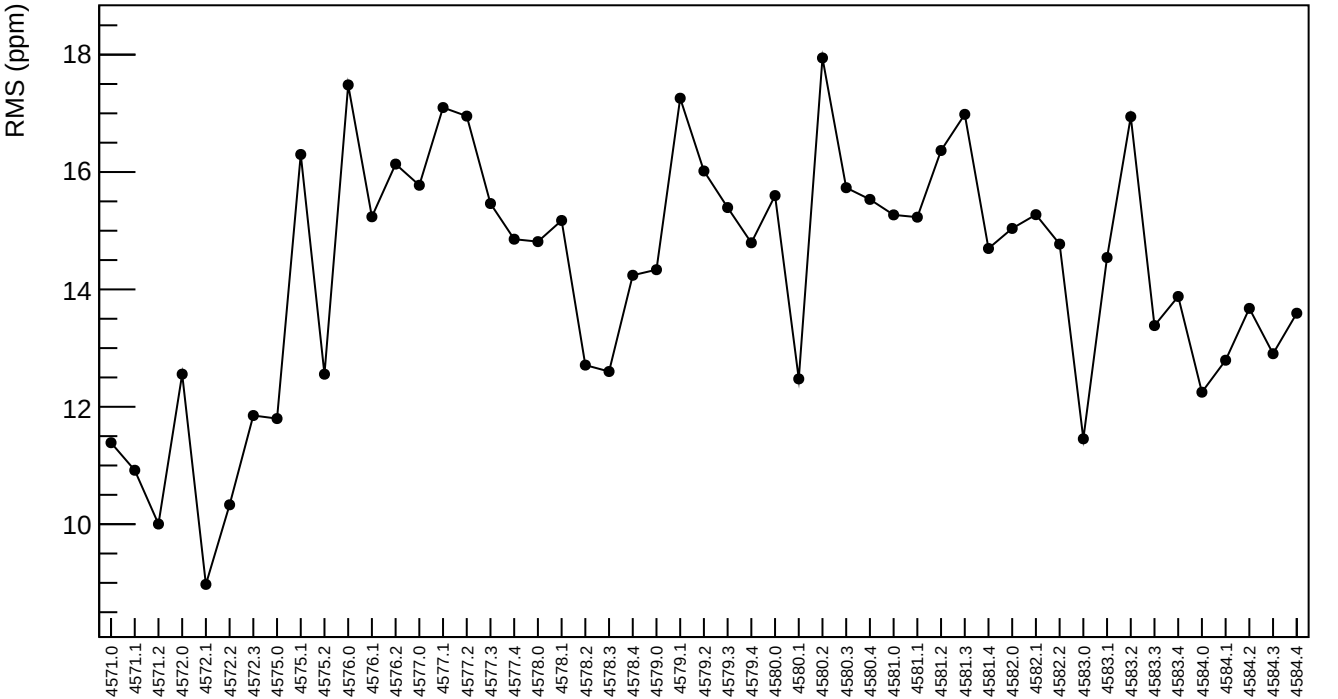

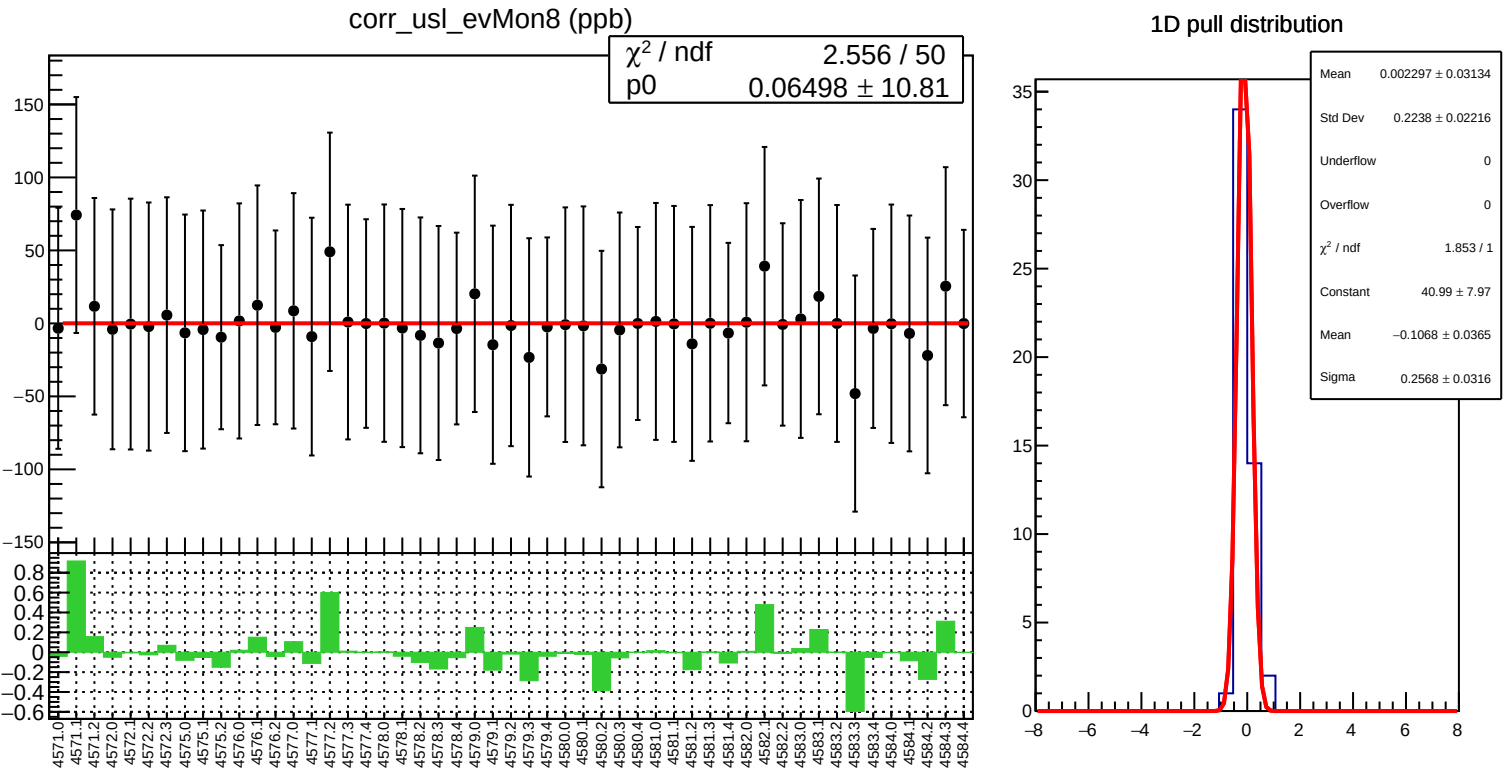
corr_usl_evMon8 (ppb)
χ² / ndf 2.556 / 50
p0 0.06498 ± 10.81
1D pull distribution
Mean 0.002297 ± 0.03134
Std Dev 0.2238 ± 0.02216
Underflow 0
Overflow 0
χ² / ndf 1.853 / 1
Constant 40.99 ± 7.97
Mean −0.1068 ± 0.0365
Sigma 0.2568 ± 0.0316

corr_usl_evMon8 RMS (ppm)

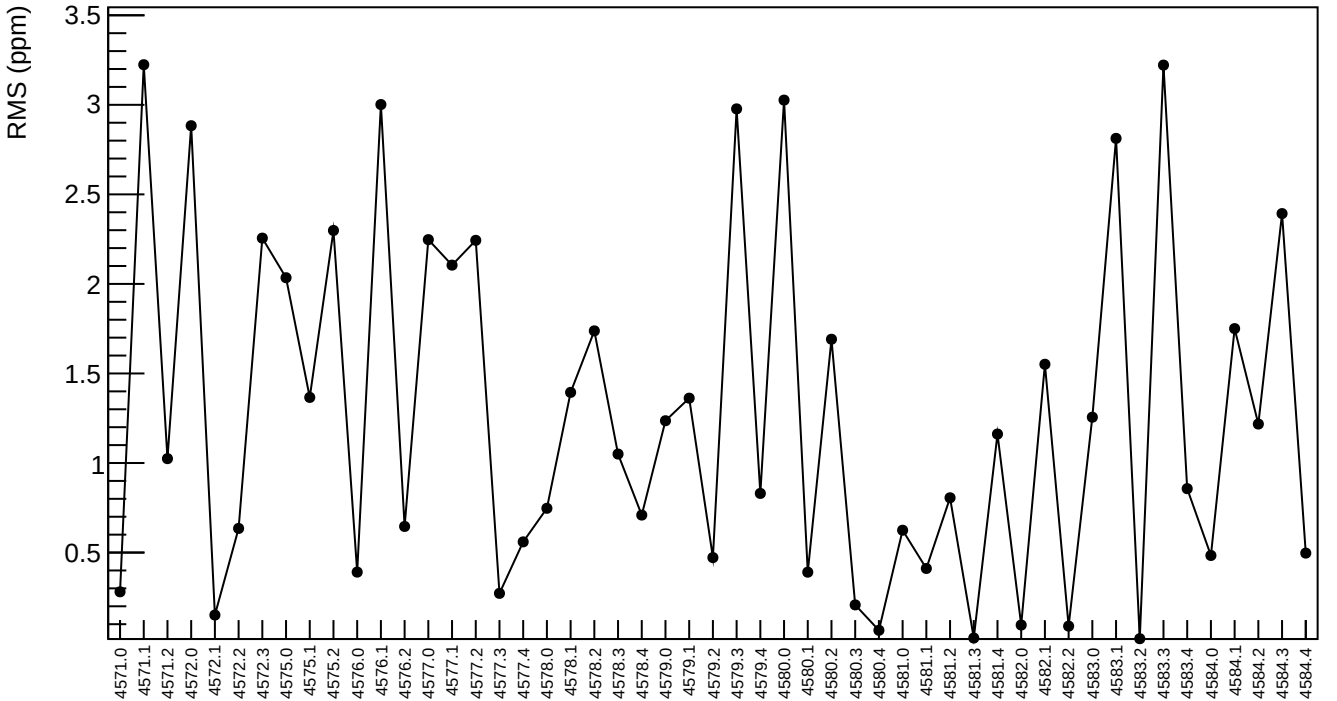

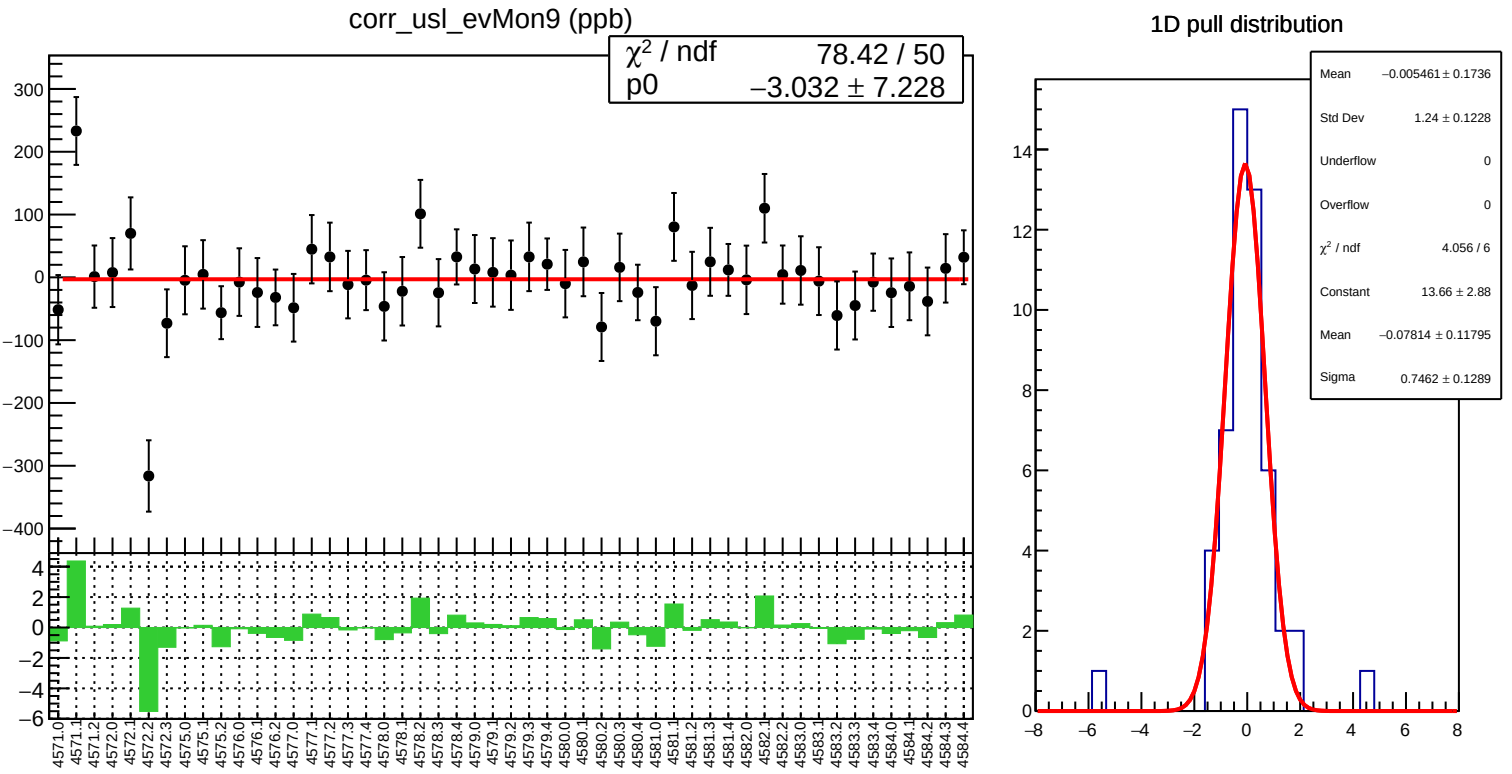
corr_usl_evMon9 (ppb)
χ² / ndf 78.42 / 50
p0 −3.032 ± 7.228
1D pull distribution
Mean −0.005461 ± 0.1736
Std Dev 1.24 ± 0.1228
Underflow 0
Overflow 0
χ² / ndf 4.056 / 6
Constant 13.66 ± 2.88
Mean −0.07814 ± 0.11795
Sigma 0.7462 ± 0.1289

corr_usl_evMon9 RMS (ppm)

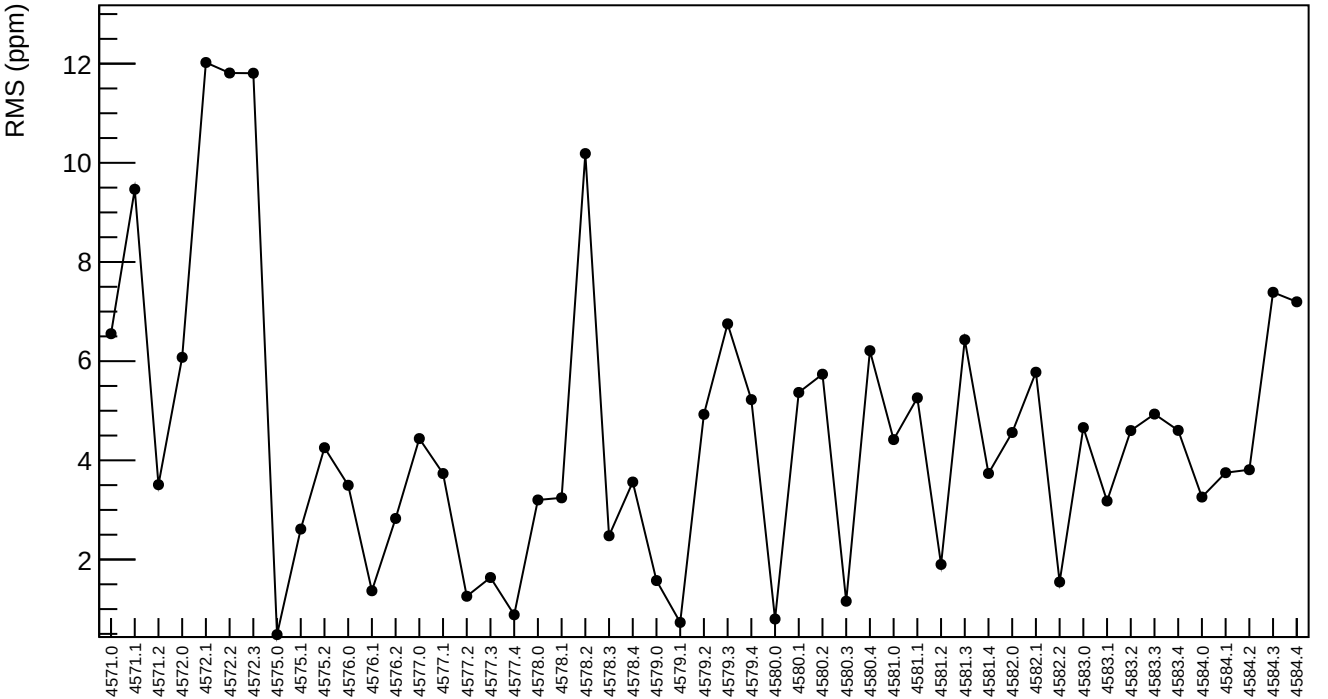

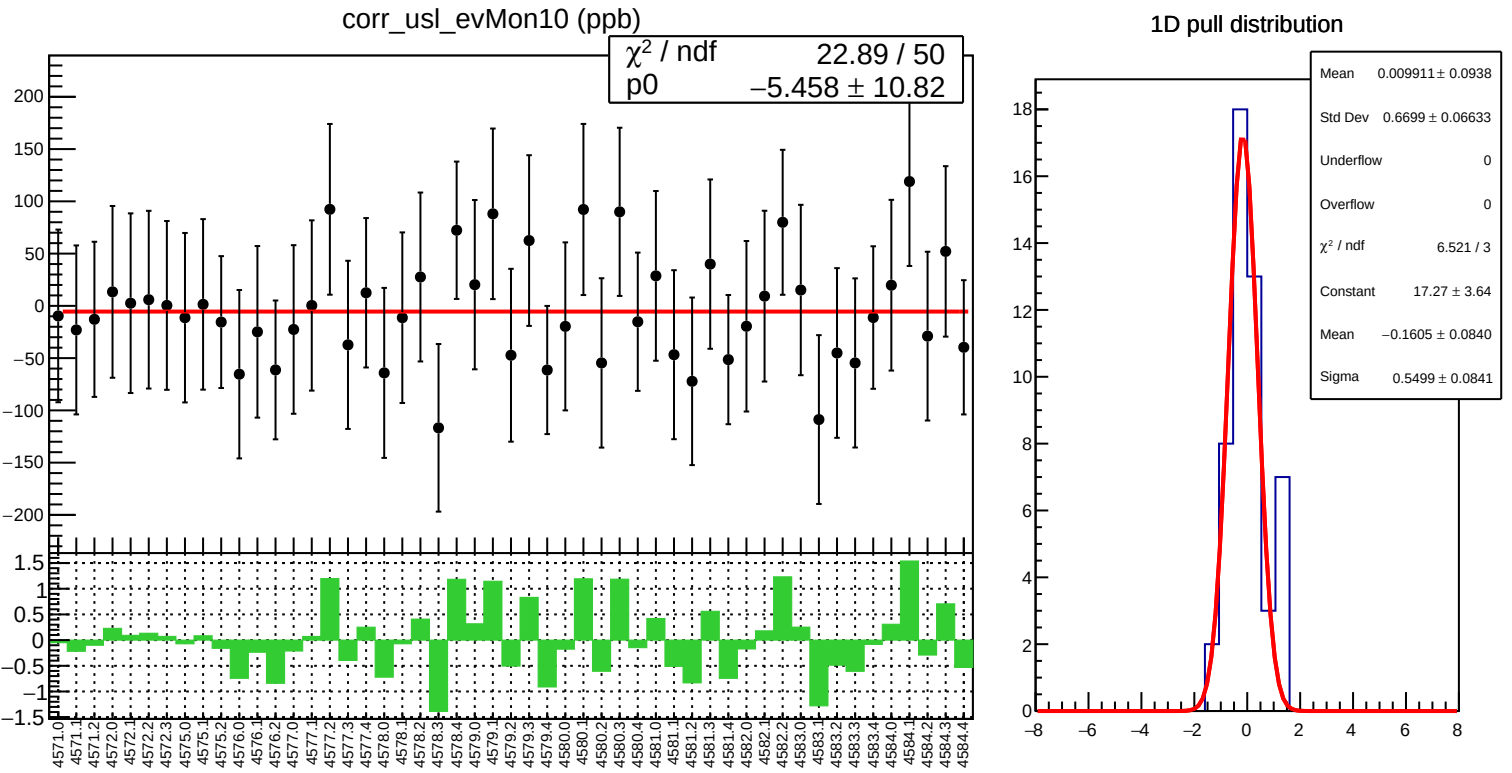
corr_usl_evMon10 (ppb)
χ² / ndf 22.89 / 50
p0 −5.458 ± 10.82
1D pull distribution
Mean 0.009911 ± 0.0938
Std Dev 0.6699 ± 0.06633
Underflow 0
Overflow 0
χ² / ndf 6.521 / 3
Constant 17.27 ± 3.64
Mean −0.1605 ± 0.0840
Sigma 0.5499 ± 0.0841

corr_usl_evMon10 RMS (ppm)

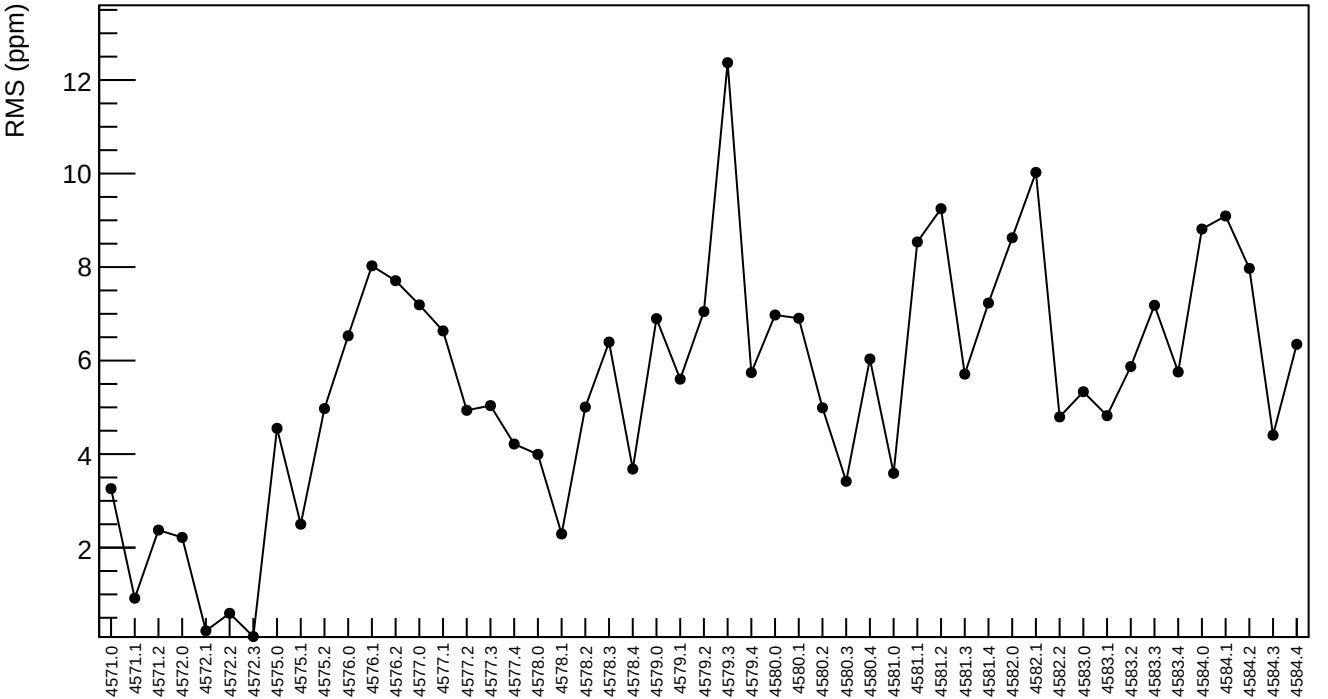

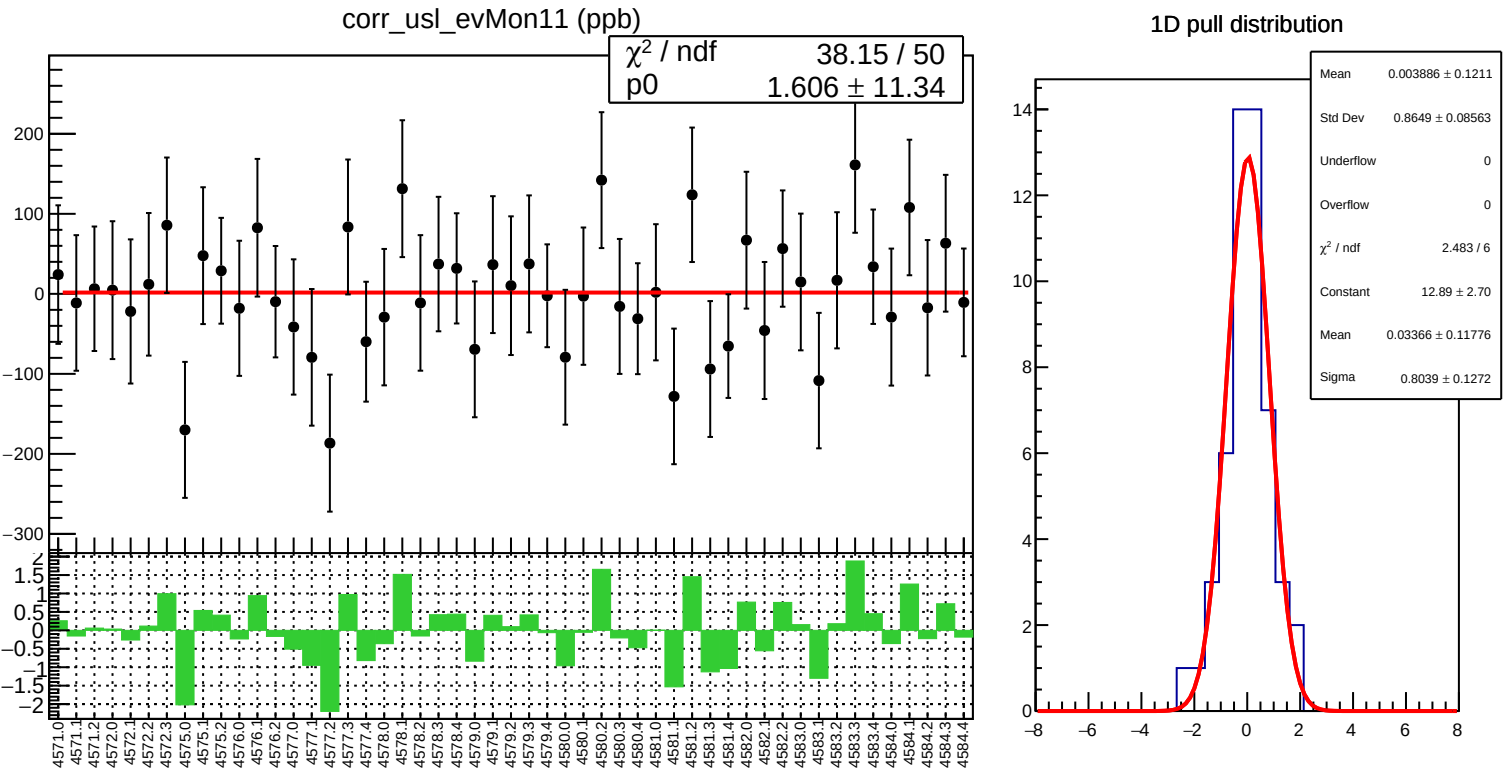
corr_usl_evMon11 (ppb)
χ² / ndf 38.15 / 50
p0 1.606 ± 11.34
1D pull distribution
Mean 0.003886 ± 0.1211
Std Dev 0.8649 ± 0.08563
Underflow 0
Overflow 0
χ² / ndf 2.483 / 6
Constant 12.89 ± 2.70
Mean 0.03366 ± 0.11776
Sigma 0.8039 ± 0.1272

corr_usl_evMon11 RMS (ppm)

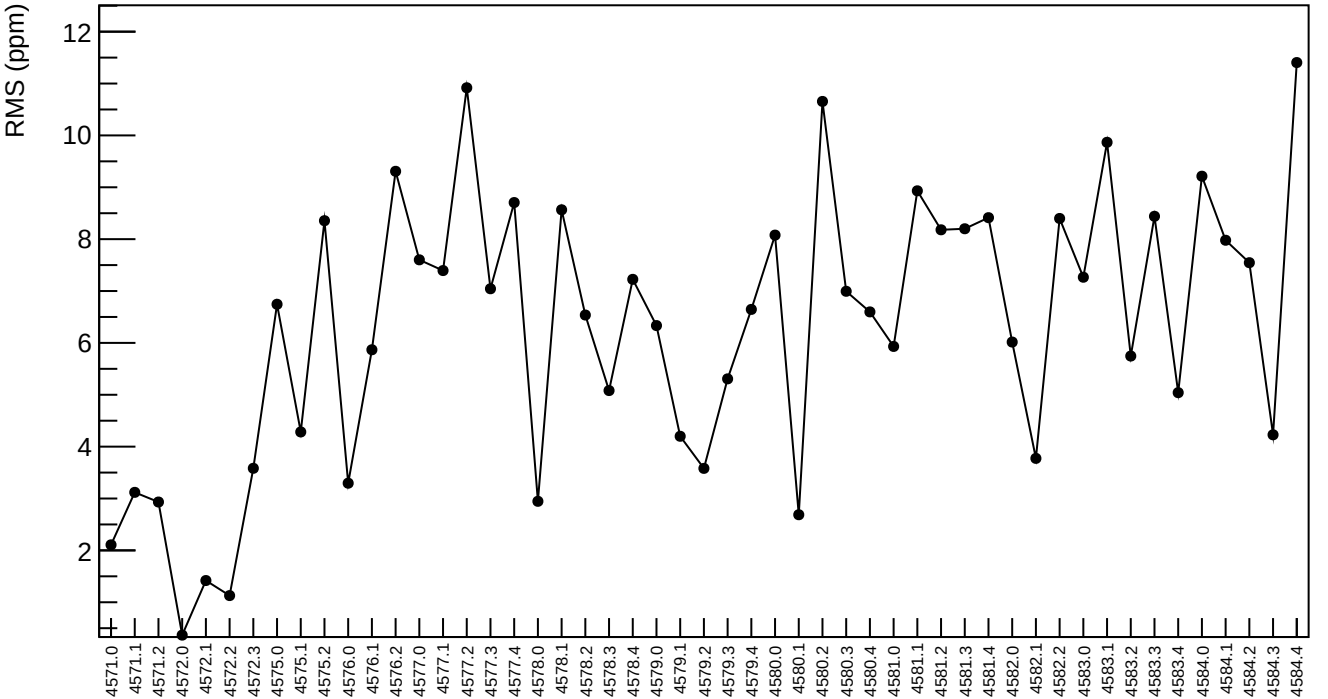

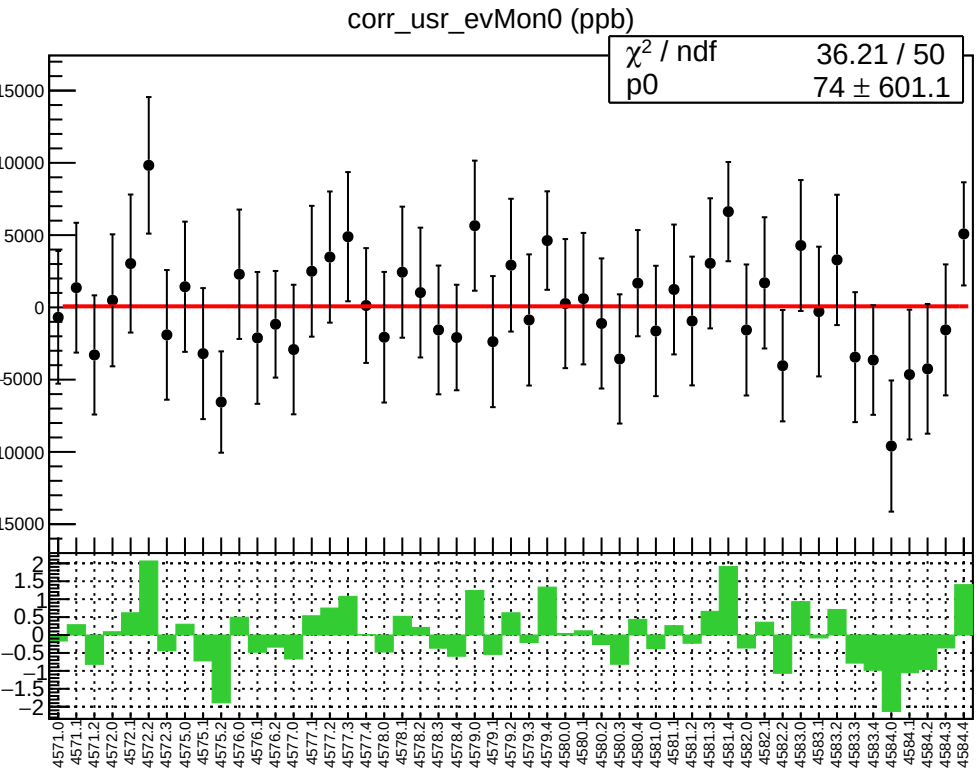
corr_usr_evMon0 (ppb)
χ² / ndf 36.21 / 50
p0 74 ± 601.1

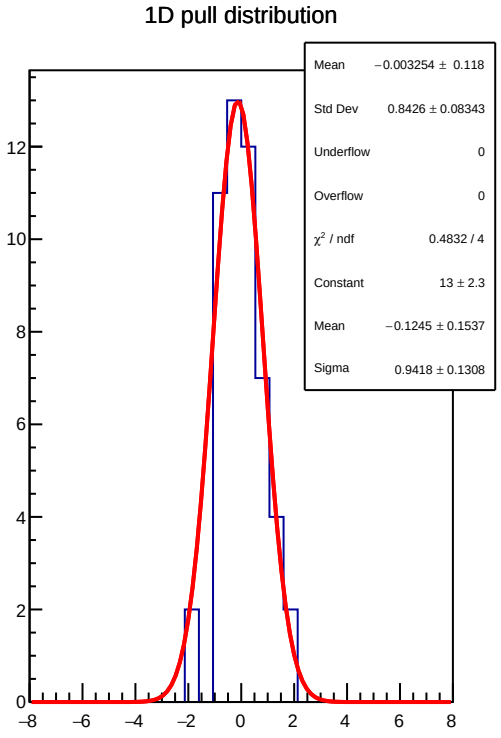
1D pull distribution
Mean −0.003254 ± 0.118
Std Dev 0.8426 ± 0.08343
Underflow 0
Overflow 0
χ² / ndf 0.4832 / 4
Constant 13 ± 2.3
Mean −0.1245 ± 0.1537
Sigma 0.9418 ± 0.1308

corr_usr_evMon0 RMS (ppm)

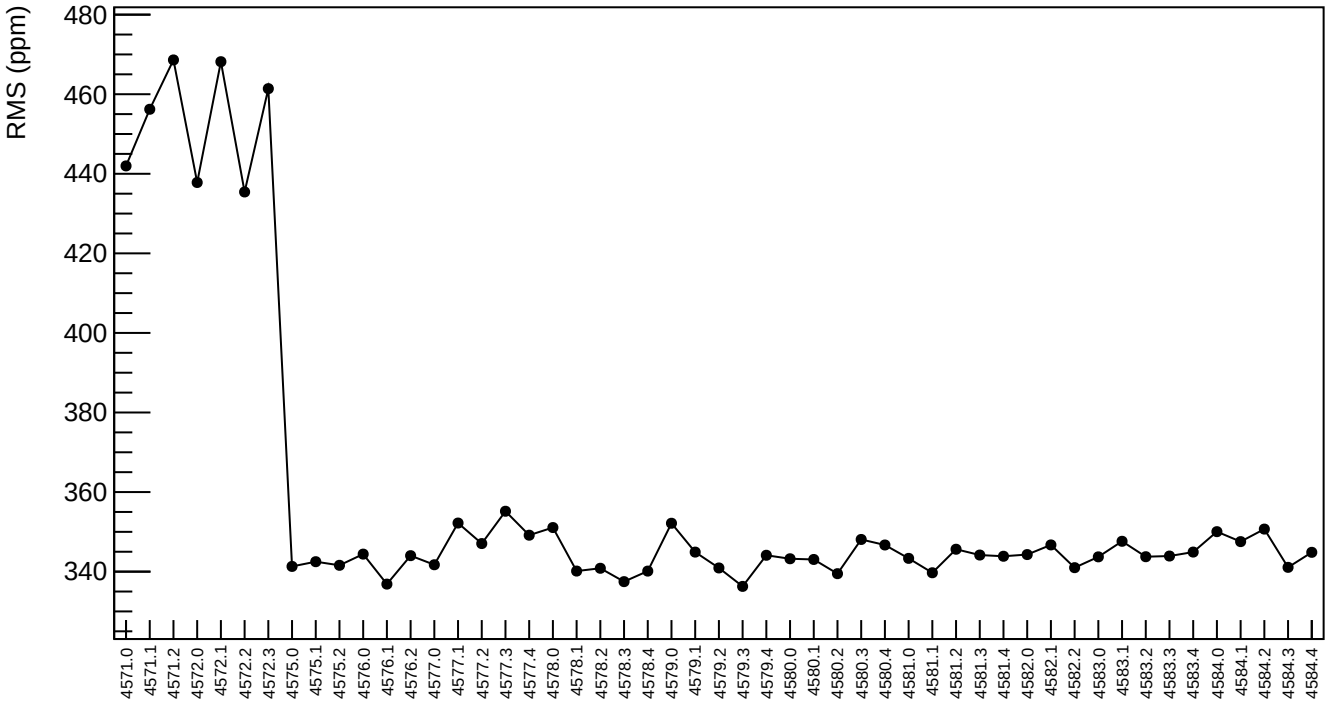

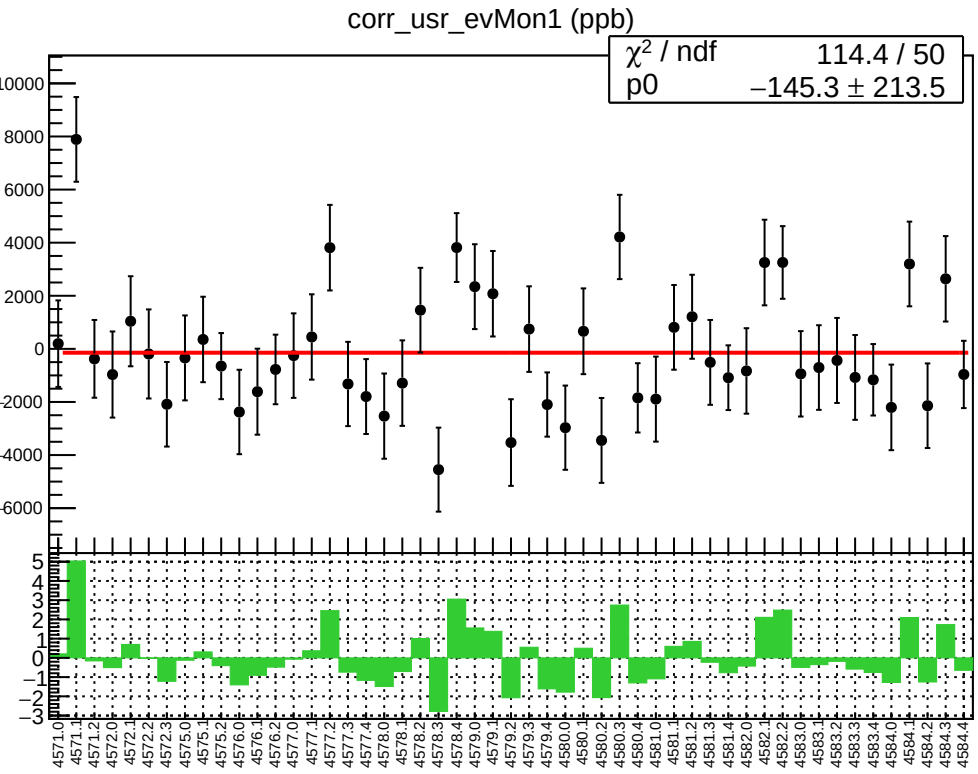
corr_usr_evMon1 (ppb)
χ² / ndf 114.4 / 50
p0 −145.3 ± 213.5

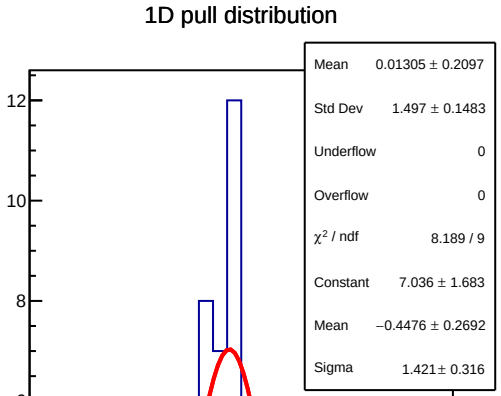
1D pull distribution
Mean 0.01305 ± 0.2097
Std Dev 1.497 ± 0.1483
Underflow 0
Overflow 0
χ² / ndf 8.189 / 9
Constant 7.036 ± 1.683
Mean −0.4476 ± 0.2692
Sigma 1.421 ± 0.316

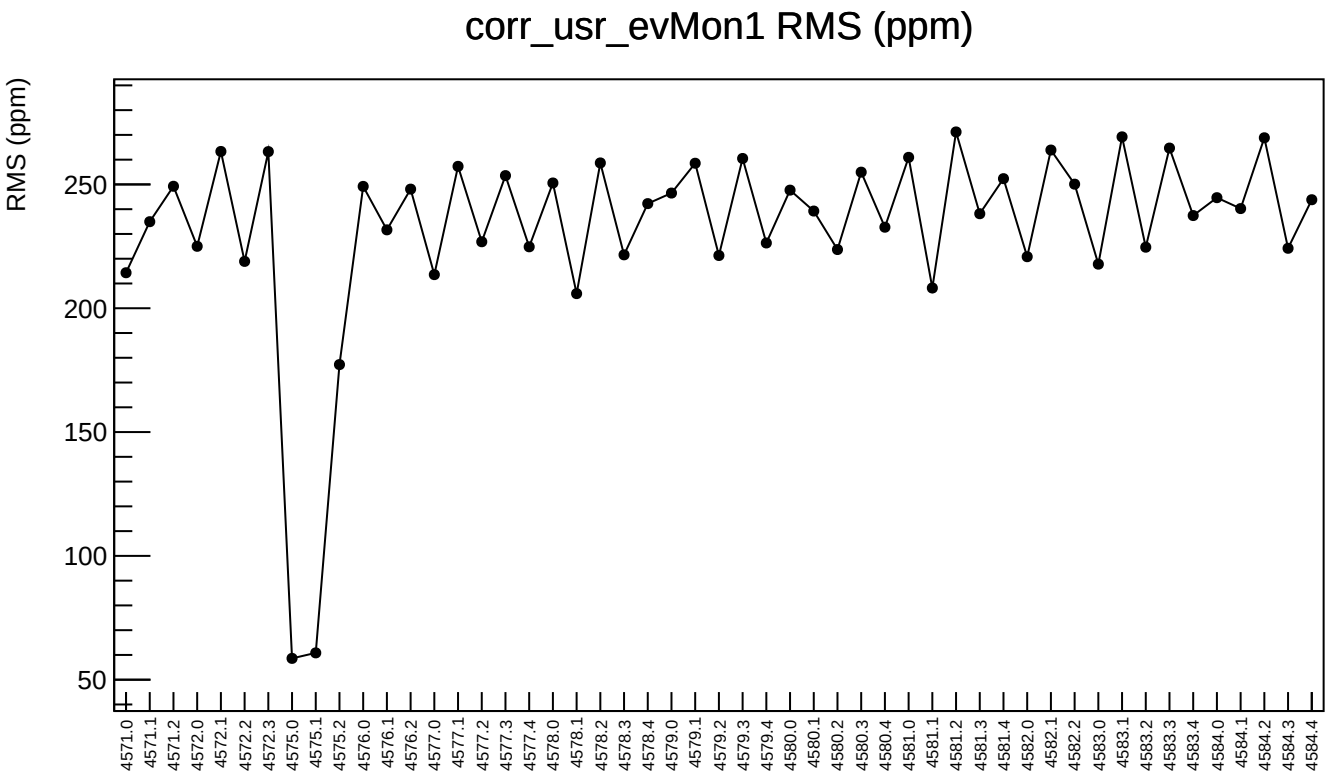
corr_usr_evMon1 RMS (ppm)
RMS (ppm)
250
200
150
100
50
4571.0
4571.1
4571.2
4572.0
4572.1
4572.2
4572.3
4575.0
4575.1
4575.2
4576.0
4576.1
4576.2
4577.0
4577.1
4577.2
4577.3
4577.4
4578.0
4578.1
4578.2
4578.3
4578.4
4579.0
4579.1
4579.2
4579.3
4579.4
4580.0
4580.1
4580.2
4580.3
4580.4
4581.0
4581.1
4581.2
4581.3
4581.4
4582.0
4582.1
4582.2
4583.0
4583.1
4583.2
4583.3
4583.4
4584.0
4584.1
4584.2
4584.3
4584.4

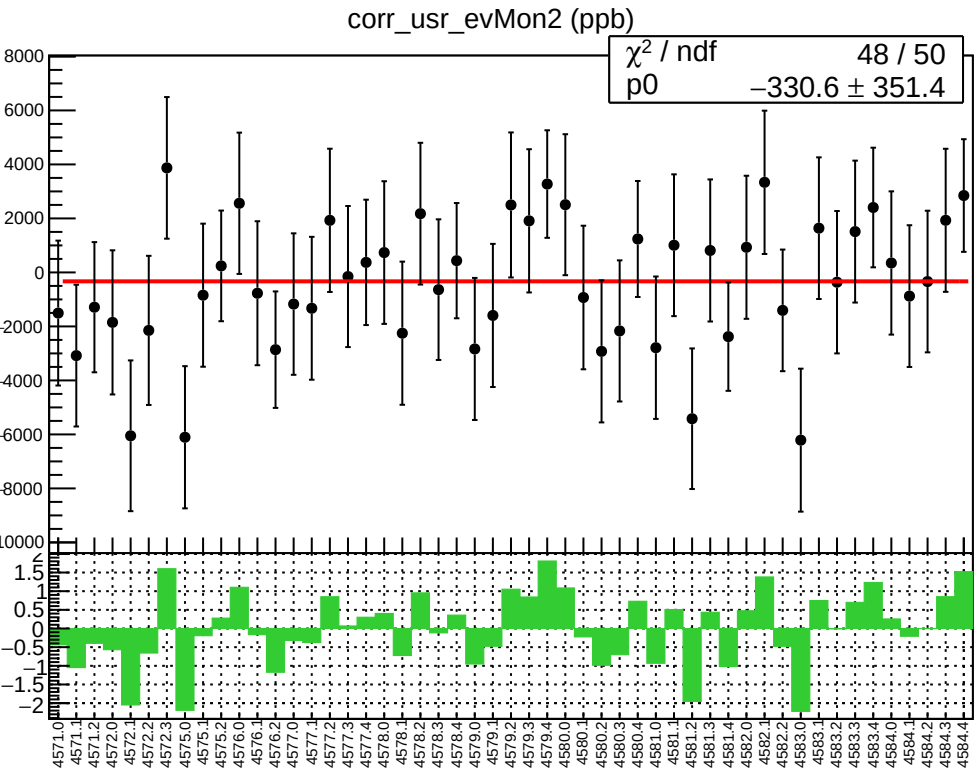
corr_usr_evMon2 (ppb)
χ² / ndf 48 / 50
p0 −330.6 ± 351.4
8000
6000
4000
2000
0
−2000
−4000
−6000
−8000
−10000
1.5
1
0.5
0
−0.5
−1
−1.5
−2
4571.0
4571.1
4571.2
4572.0
4572.1
4572.2
4572.3
4575.0
4575.1
4575.2
4576.0
4576.1
4576.2
4577.0
4577.1
4577.2
4577.3
4577.4
4578.0
4578.1
4578.2
4578.3
4578.4
4579.0
4579.1
4579.2
4579.3
4579.4
4580.0
4580.1
4580.2
4580.3
4580.4
4581.0
4581.1
4581.2
4581.3
4581.4
4582.0
4582.1
4582.2
4583.0
4583.1
4583.2
4583.3
4583.4
4584.0
4584.1
4584.2
4584.3
4584.4

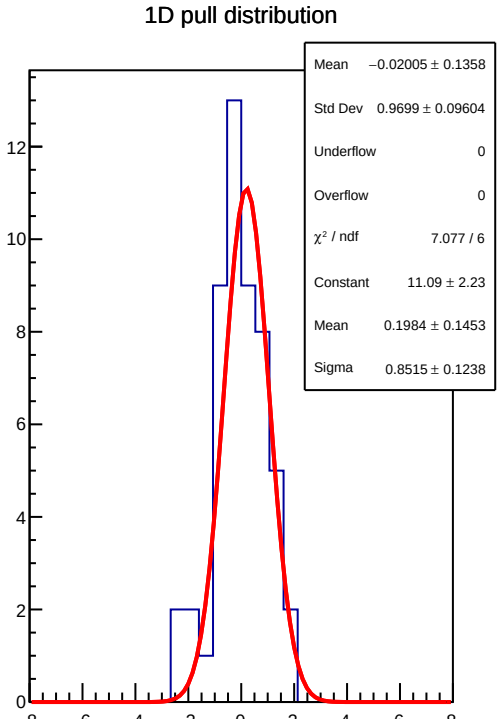
1D pull distribution
Mean −0.02005 ± 0.1358
Std Dev 0.9699 ± 0.09604
Underflow 0
Overflow 0
χ² / ndf 7.077 / 6
Constant 11.09 ± 2.23
Mean 0.1984 ± 0.1453
Sigma 0.8515 ± 0.1238
12
10
8
6
4
2
0
−8
−6
−4
−2
0
2
4
6
8

corr_usr_evMon2 RMS (ppm)

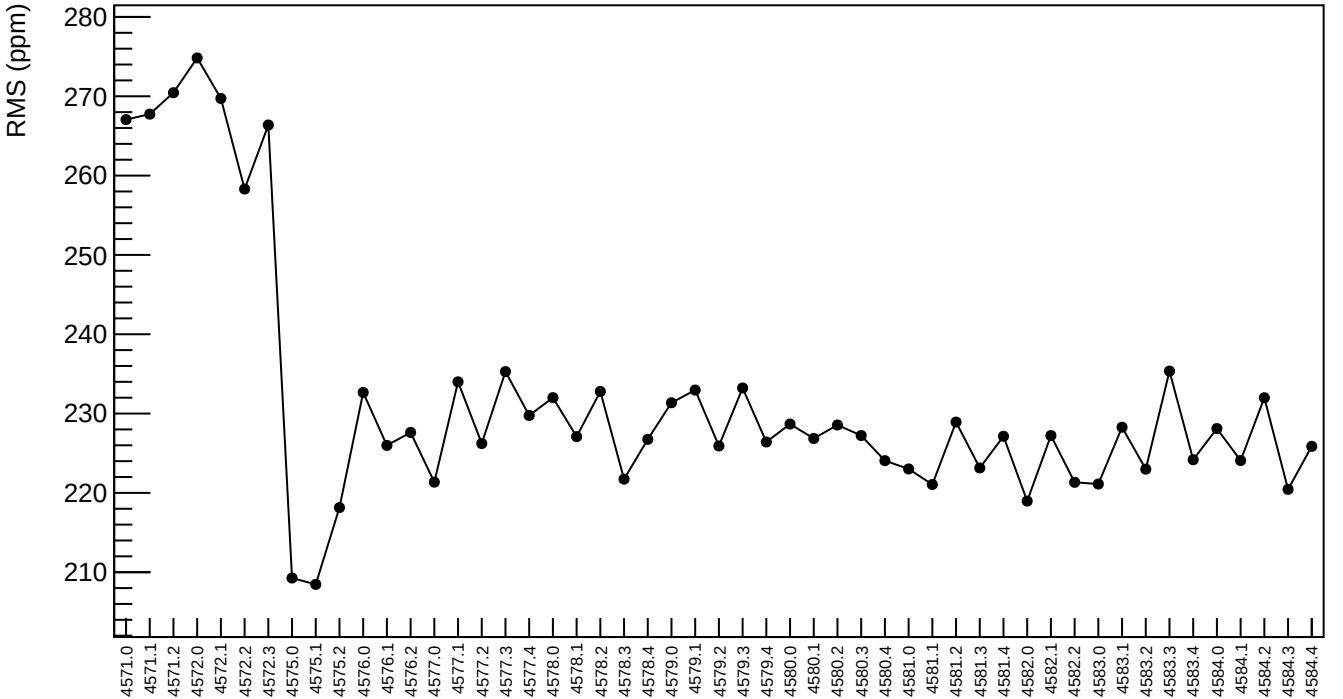

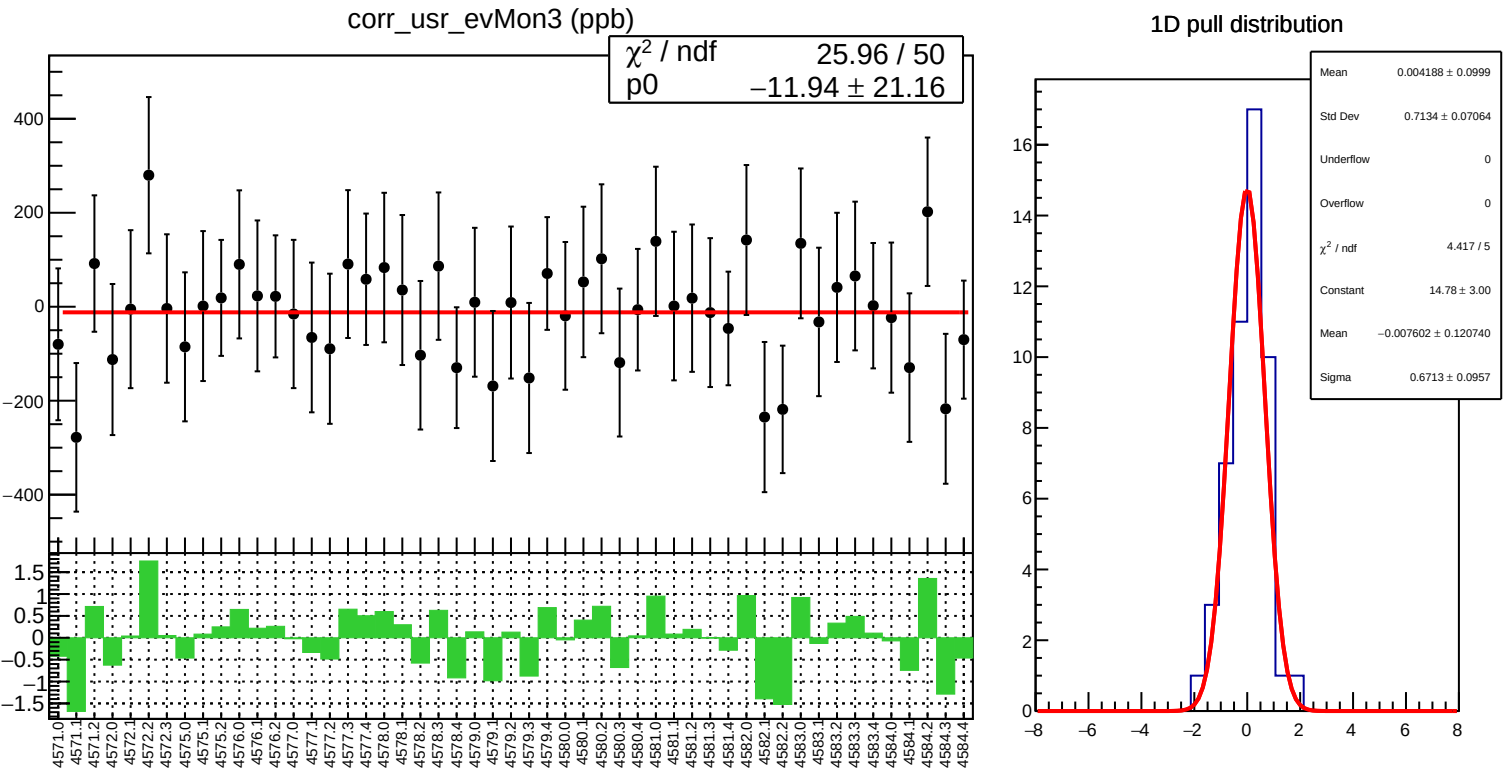
corr_usr_evMon3 (ppb)
χ² / ndf 25.96 / 50
p0 −11.94 ± 21.16
1D pull distribution
Mean 0.004188 ± 0.0999
Std Dev 0.7134 ± 0.07064
Underflow 0
Overflow 0
χ² / ndf 4.417 / 5
Constant 14.78 ± 3.00
Mean −0.007602 ± 0.120740
Sigma 0.6713 ± 0.0957

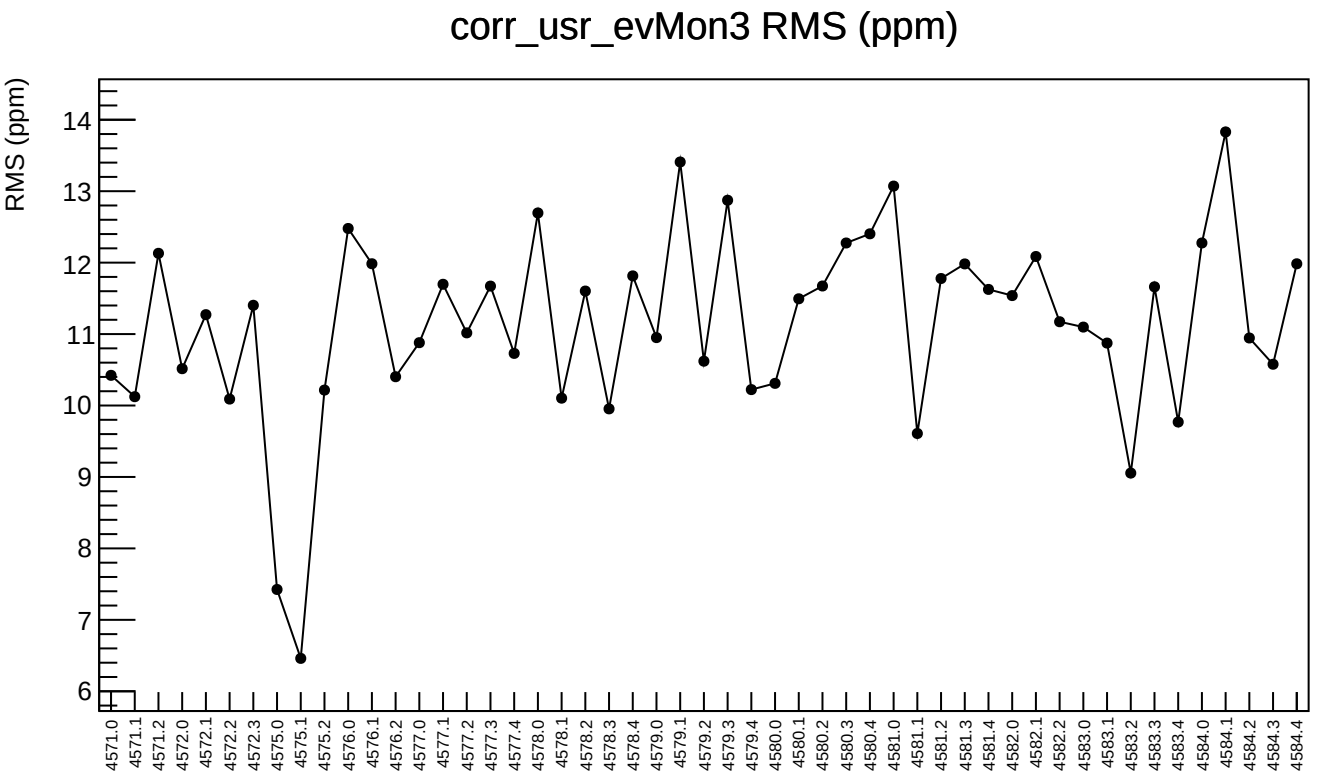
corr_usr_evMon3 RMS (ppm)
RMS (ppm)
14
13
12
11
10
9
8
7
6
4571.0
4571.1
4571.2
4572.0
4572.1
4572.2
4572.3
4575.0
4575.1
4575.2
4576.0
4576.1
4576.2
4577.0
4577.1
4577.2
4577.3
4577.4
4578.0
4578.1
4578.2
4578.3
4578.4
4579.0
4579.1
4579.2
4579.3
4579.4
4580.0
4580.1
4580.2
4580.3
4580.4
4581.0
4581.1
4581.2
4581.3
4581.4
4582.0
4582.1
4582.2
4583.0
4583.1
4583.2
4583.3
4583.4
4584.0
4584.1
4584.2
4584.3
4584.4

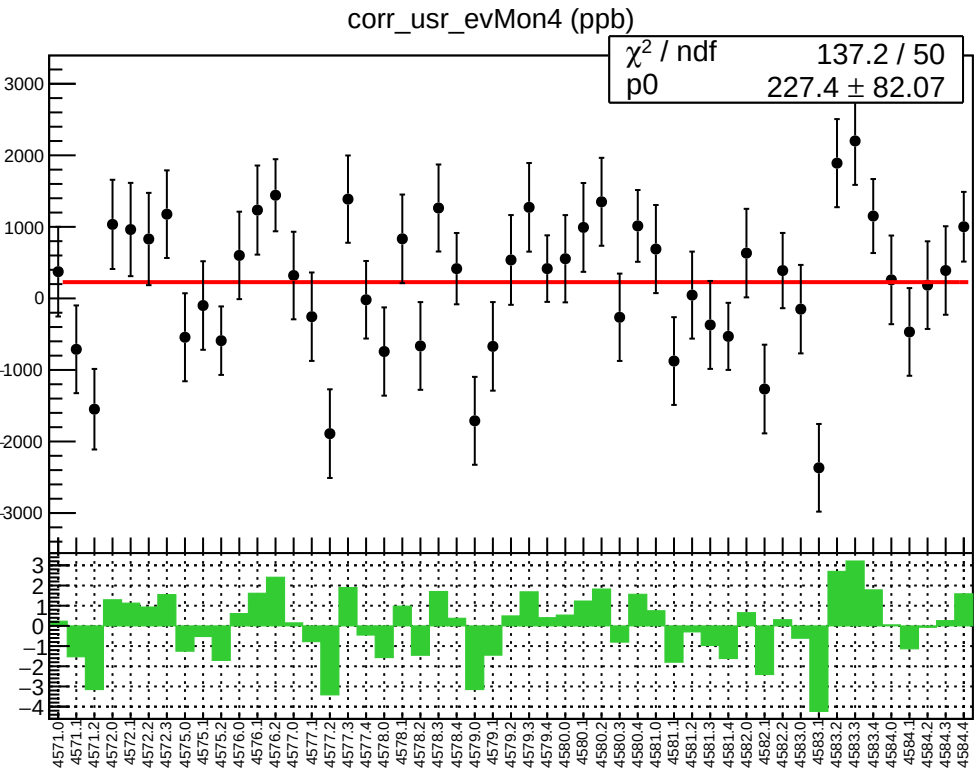
corr_usr_evMon4 (ppb)
χ² / ndf 137.2 / 50
p0 227.4 ± 82.07

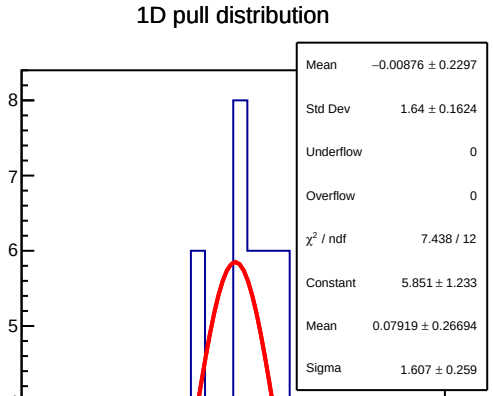
1D pull distribution
Mean −0.00876 ± 0.2297
Std Dev 1.64 ± 0.1624
Underflow 0
Overflow 0
χ² / ndf 7.438 / 12
Constant 5.851 ± 1.233
Mean 0.07919 ± 0.26694
Sigma 1.607 ± 0.259

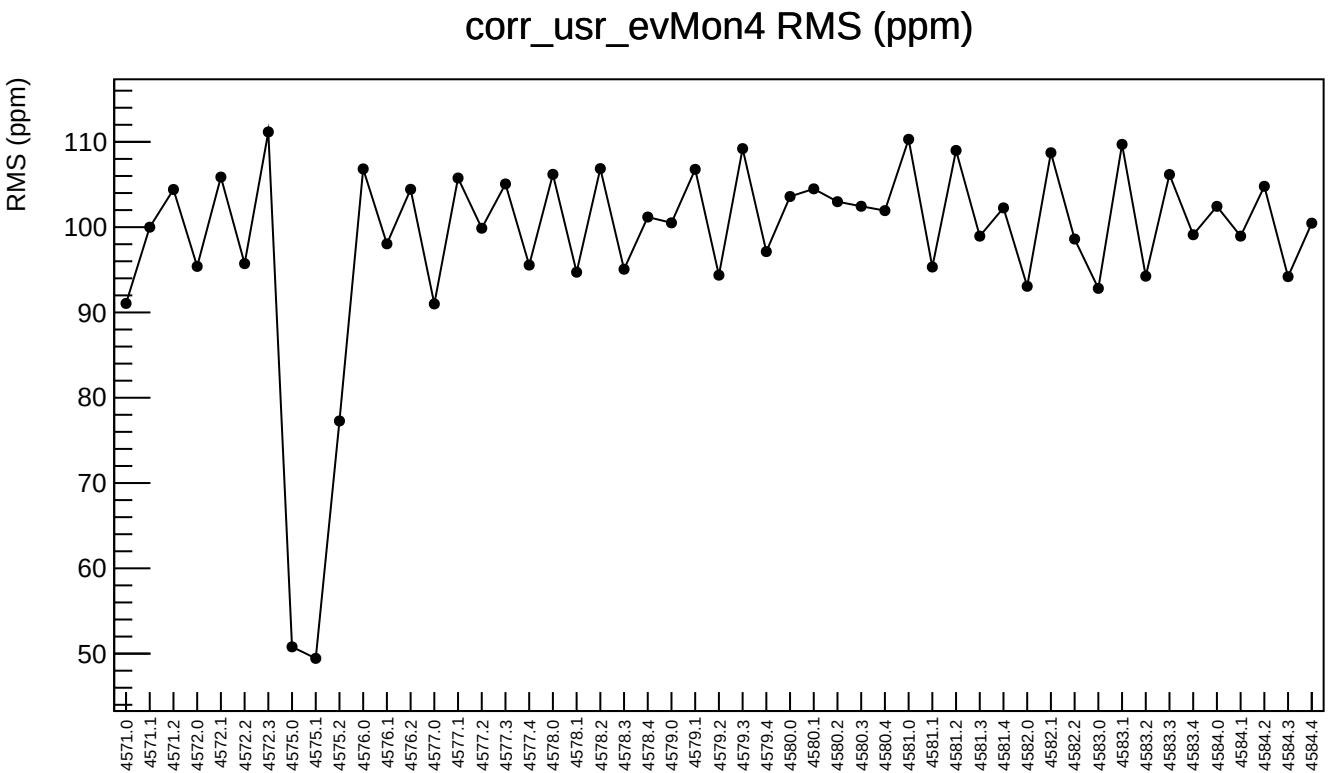
corr_usr_evMon4 RMS (ppm)
RMS (ppm)
110
100
90
80
70
60
50
4571.0
4571.1
4571.2
4572.0
4572.1
4572.2
4572.3
4575.0
4575.1
4575.2
4576.0
4576.1
4576.2
4577.0
4577.1
4577.2
4577.3
4577.4
4578.0
4578.1
4578.2
4578.3
4578.4
4579.0
4579.1
4579.2
4579.3
4579.4
4580.0
4580.1
4580.2
4580.3
4580.4
4581.0
4581.1
4581.2
4581.3
4581.4
4582.0
4582.1
4582.2
4583.0
4583.1
4583.2
4583.3
4583.4
4584.0
4584.1
4584.2
4584.3
4584.4

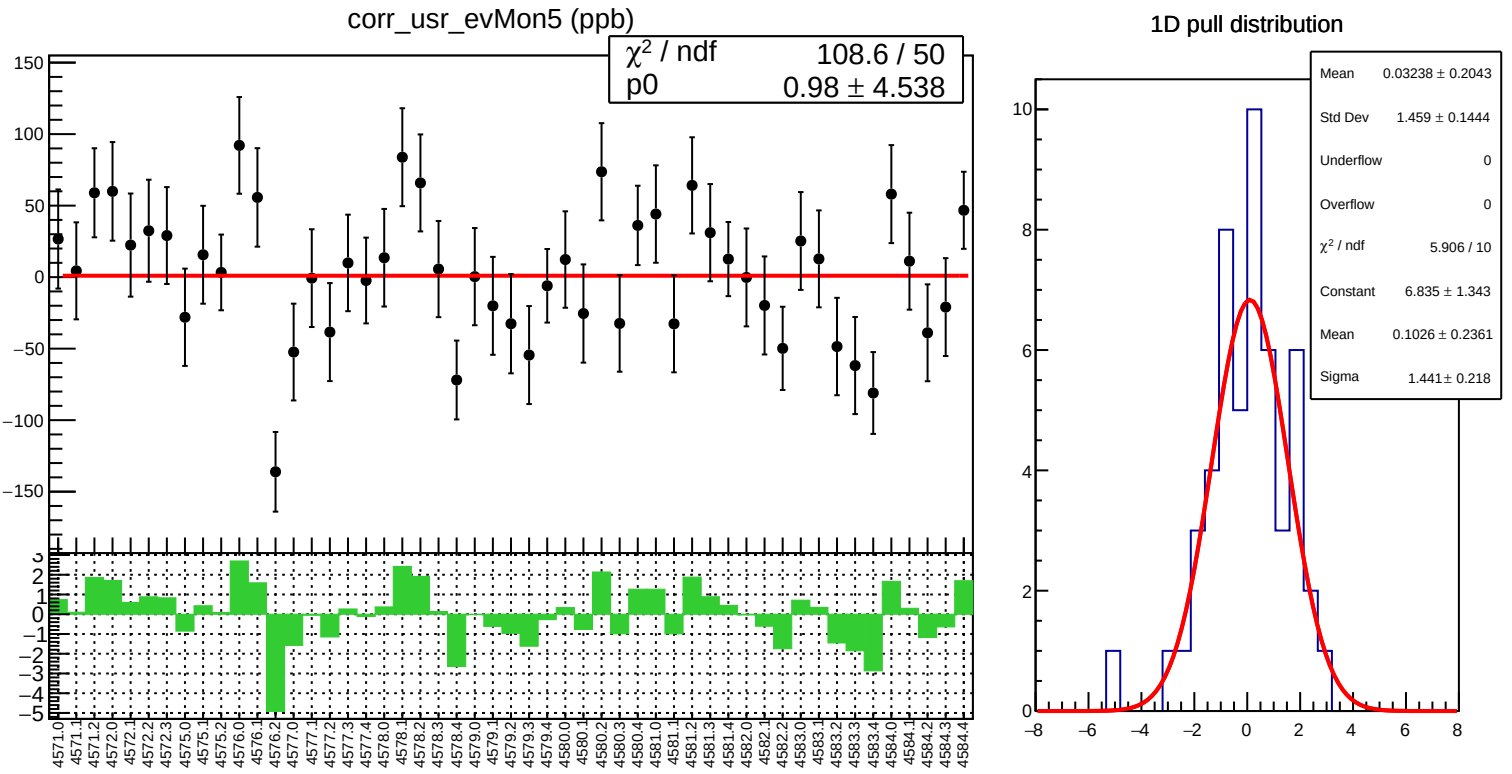
corr_usr_evMon5 (ppb)
χ² / ndf 108.6 / 50
p0 0.98 ± 4.538
1D pull distribution
Mean 0.03238 ± 0.2043
Std Dev 1.459 ± 0.1444
Underflow 0
Overflow 0
χ² / ndf 5.906 / 10
Constant 6.835 ± 1.343
Mean 0.1026 ± 0.2361
Sigma 1.441 ± 0.218

corr_usr_evMon5 RMS (ppm)

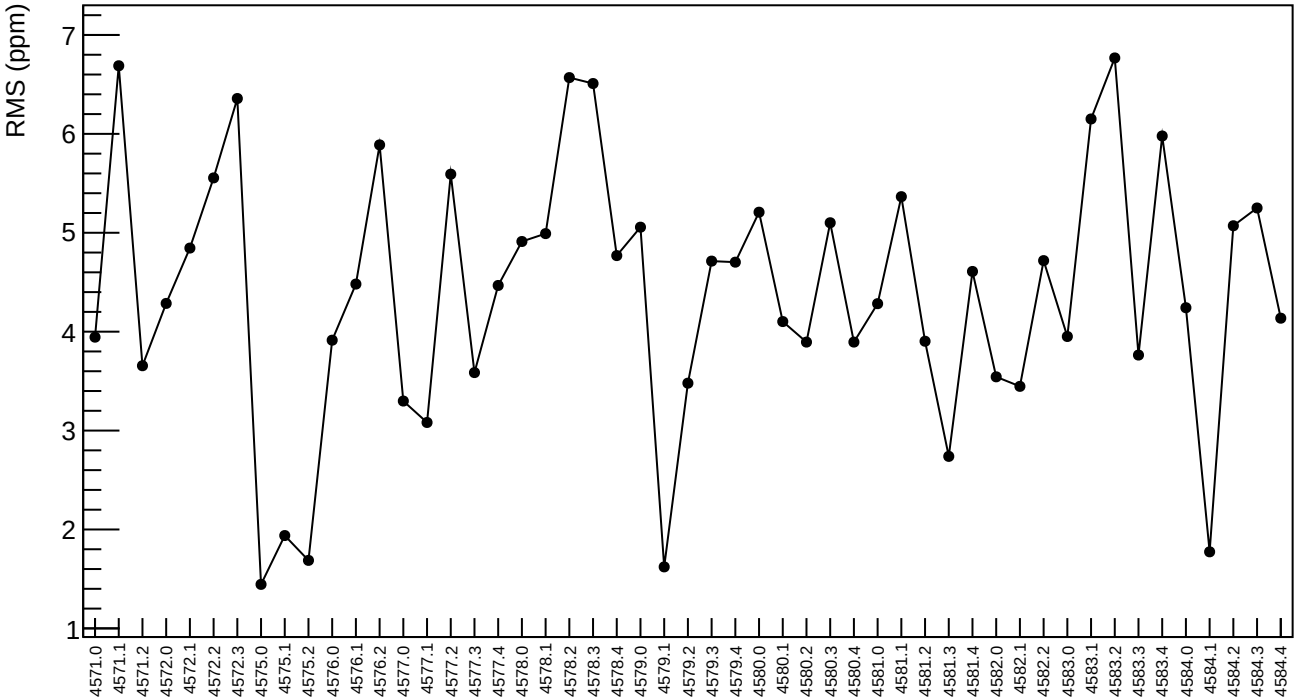

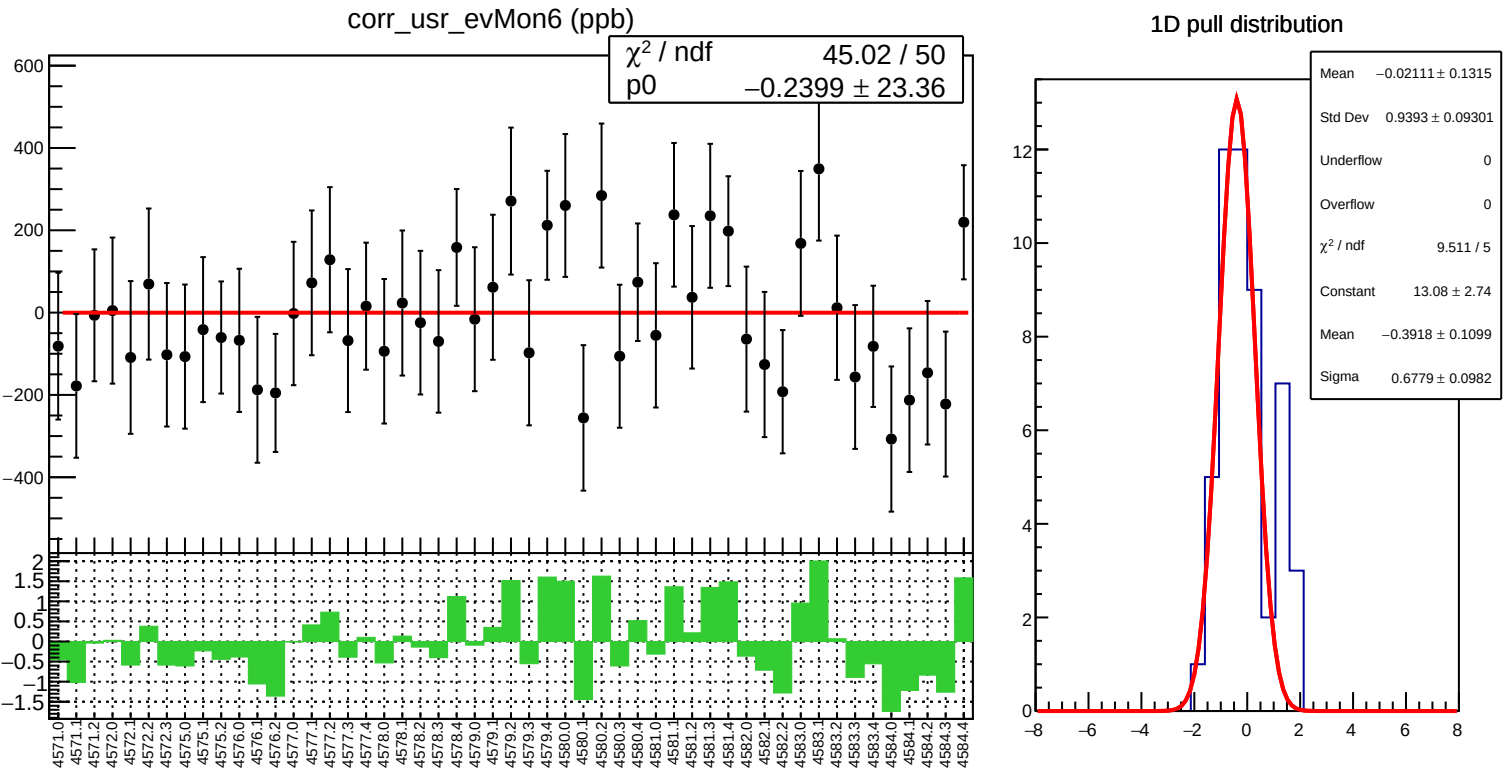
corr_usr_evMon6 (ppb)
χ² / ndf 45.02 / 50
p0 −0.2399 ± 23.36
1D pull distribution
Mean −0.02111 ± 0.1315
Std Dev 0.9393 ± 0.09301
Underflow 0
Overflow 0
χ² / ndf 9.511 / 5
Constant 13.08 ± 2.74
Mean −0.3918 ± 0.1099
Sigma 0.6779 ± 0.0982

corr_usr_evMon6 RMS (ppm)

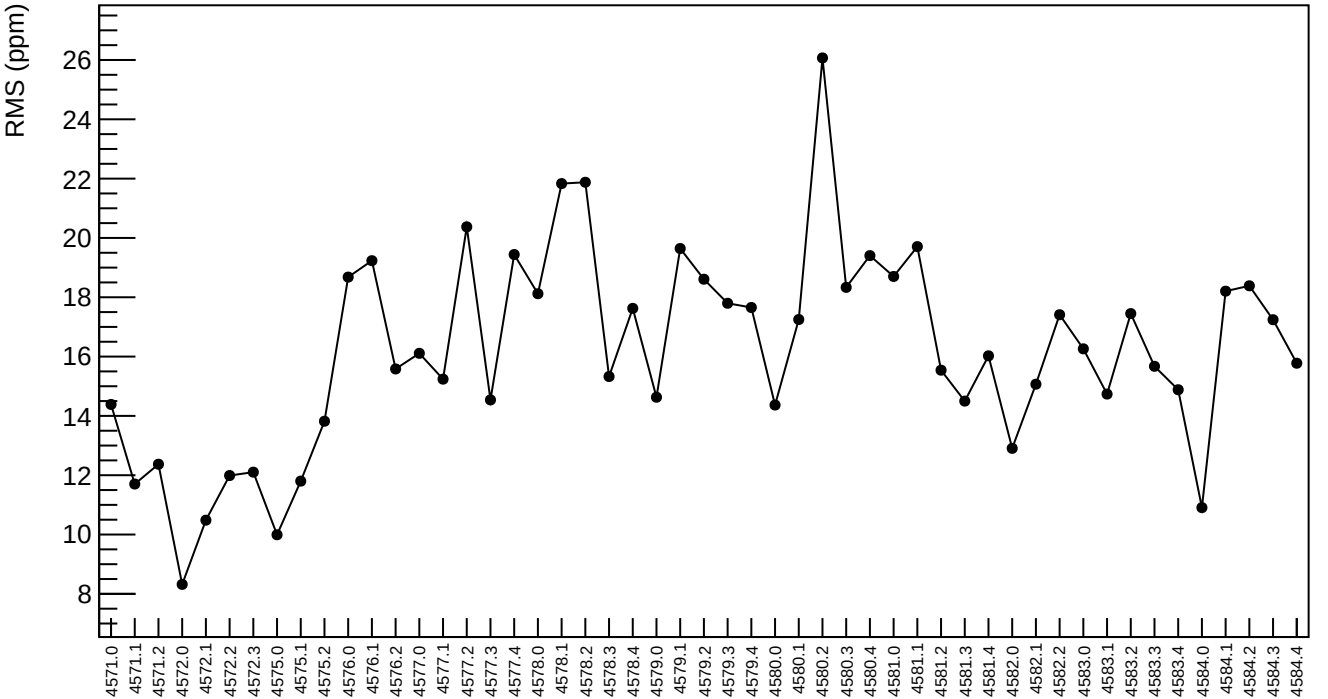

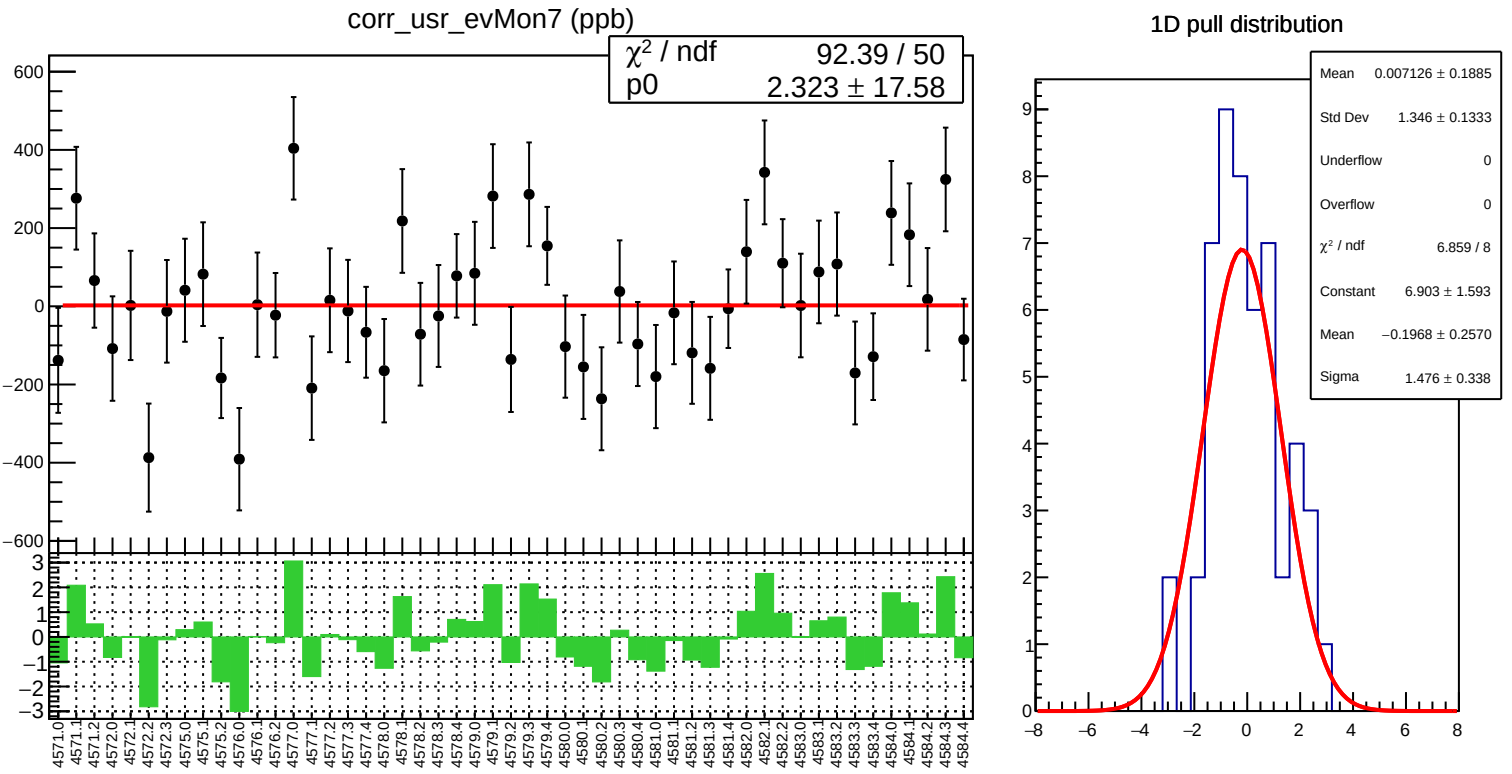
corr_usr_evMon7 (ppb)
χ² / ndf 92.39 / 50
p0 2.323 ± 17.58
1D pull distribution
Mean 0.007126 ± 0.1885
Std Dev 1.346 ± 0.1333
Underflow 0
Overflow 0
χ² / ndf 6.859 / 8
Constant 6.903 ± 1.593
Mean −0.1968 ± 0.2570
Sigma 1.476 ± 0.338

corr_usr_evMon7 RMS (ppm)

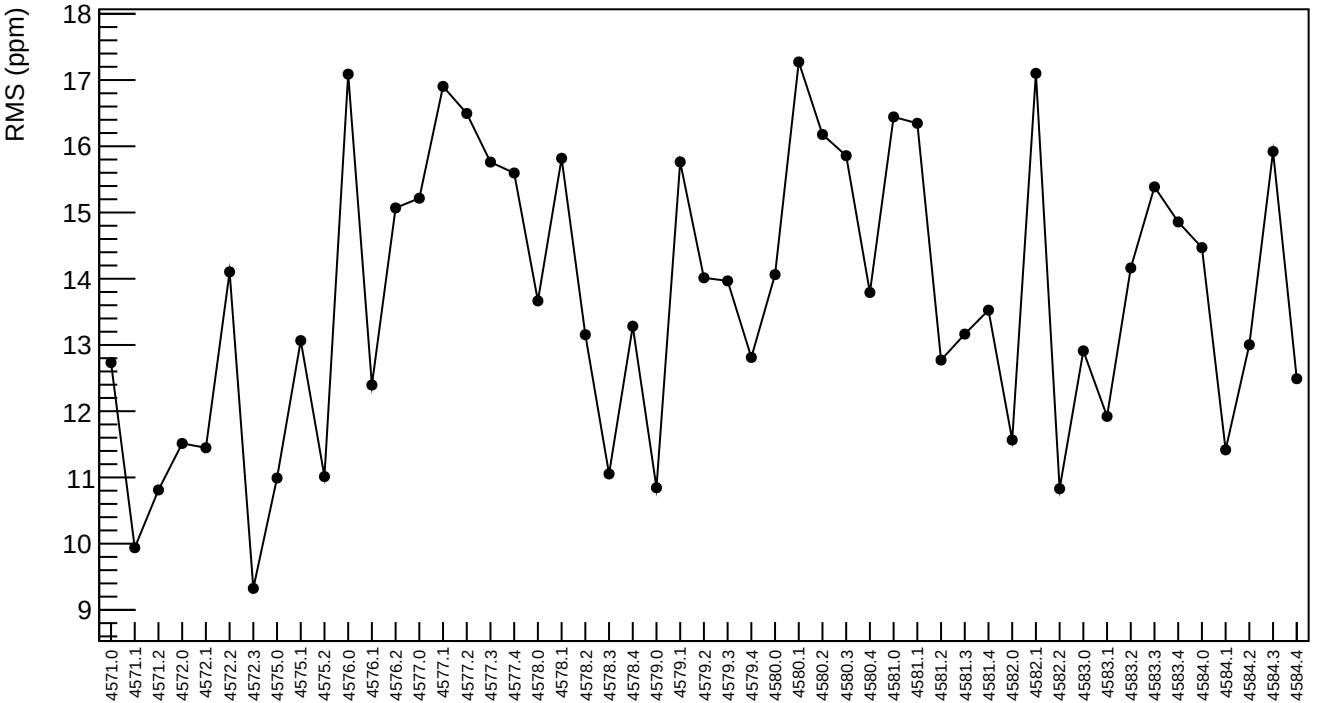

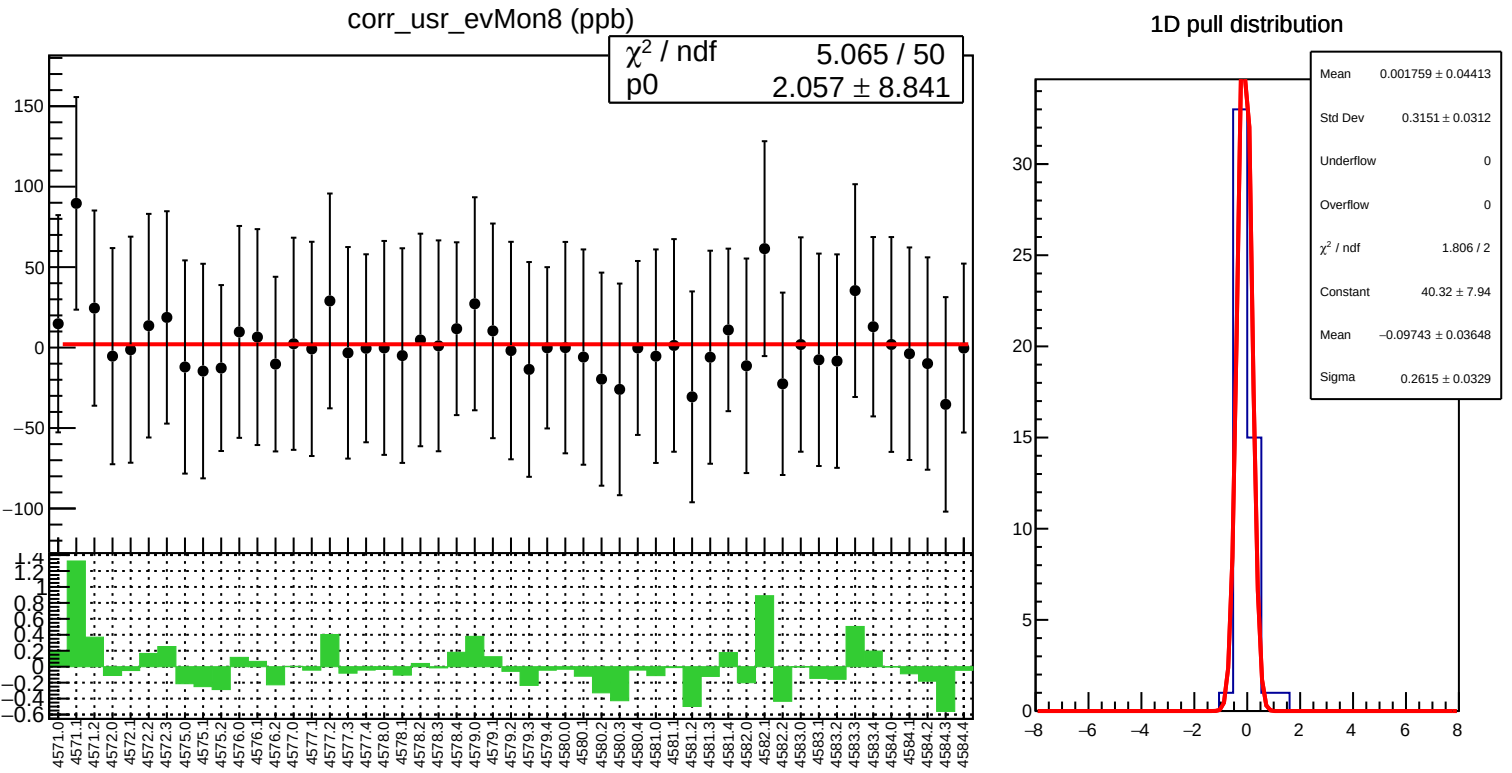
corr_usr_evMon8 (ppb)
χ² / ndf 5.065 / 50
p0 2.057 ± 8.841
1D pull distribution
Mean 0.001759 ± 0.04413
Std Dev 0.3151 ± 0.0312
Underflow 0
Overflow 0
χ² / ndf 1.806 / 2
Constant 40.32 ± 7.94
Mean −0.09743 ± 0.03648
Sigma 0.2615 ± 0.0329

corr_usr_evMon8 RMS (ppm)

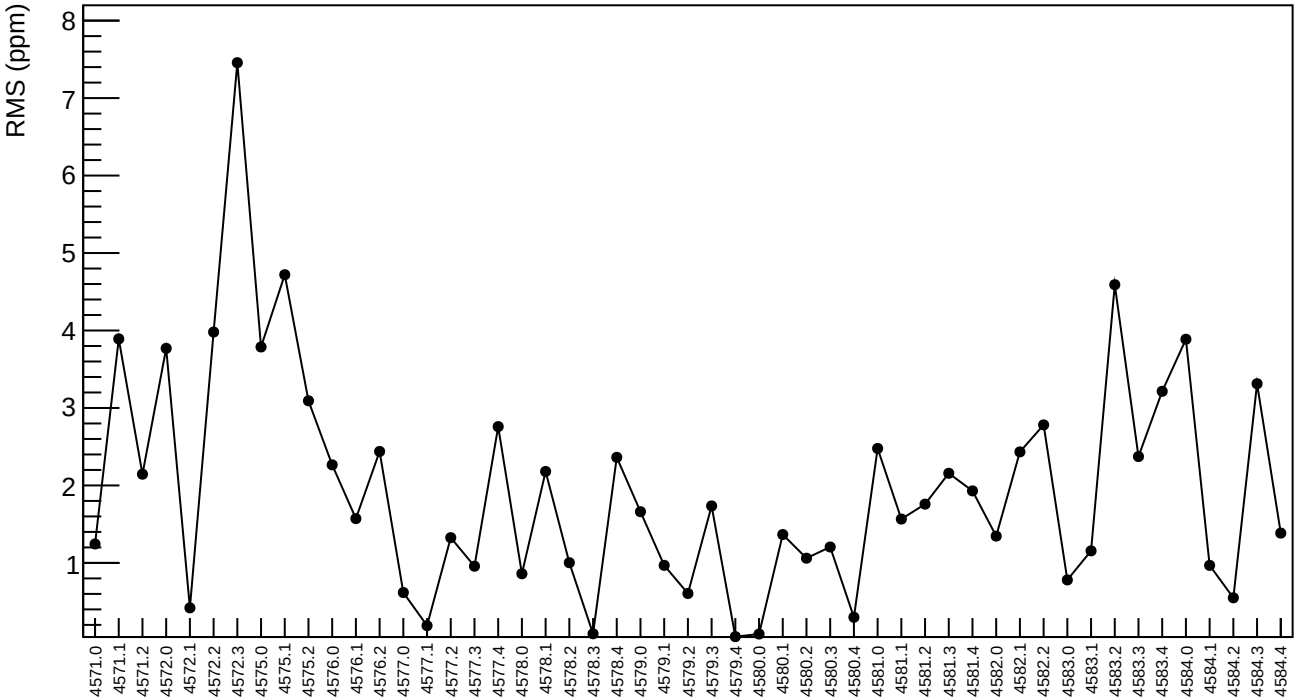

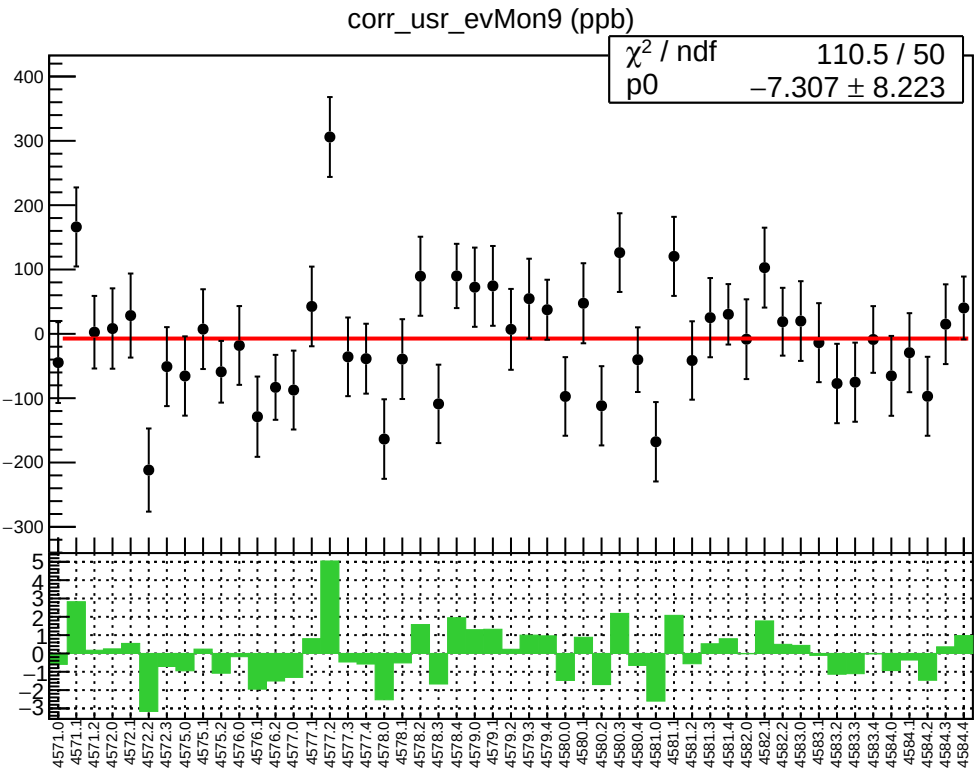
corr_usr_evMon9 (ppb)
χ² / ndf 110.5 / 50
p0 −7.307 ± 8.223

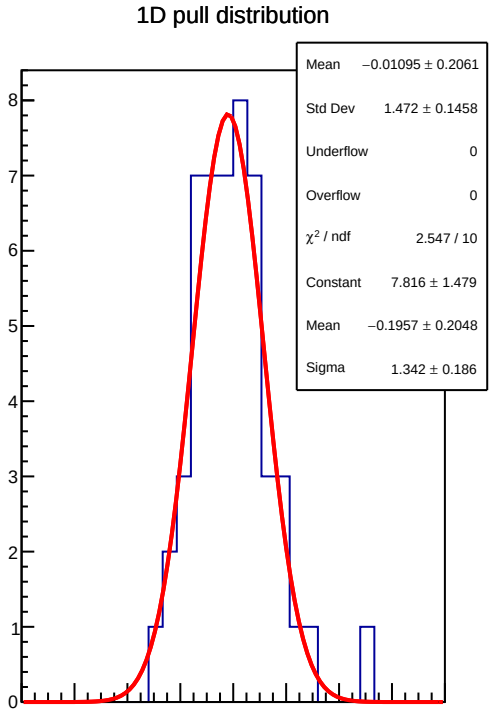
1D pull distribution
Mean −0.01095 ± 0.2061
Std Dev 1.472 ± 0.1458
Underflow 0
Overflow 0
χ² / ndf 2.547 / 10
Constant 7.816 ± 1.479
Mean −0.1957 ± 0.2048
Sigma 1.342 ± 0.186

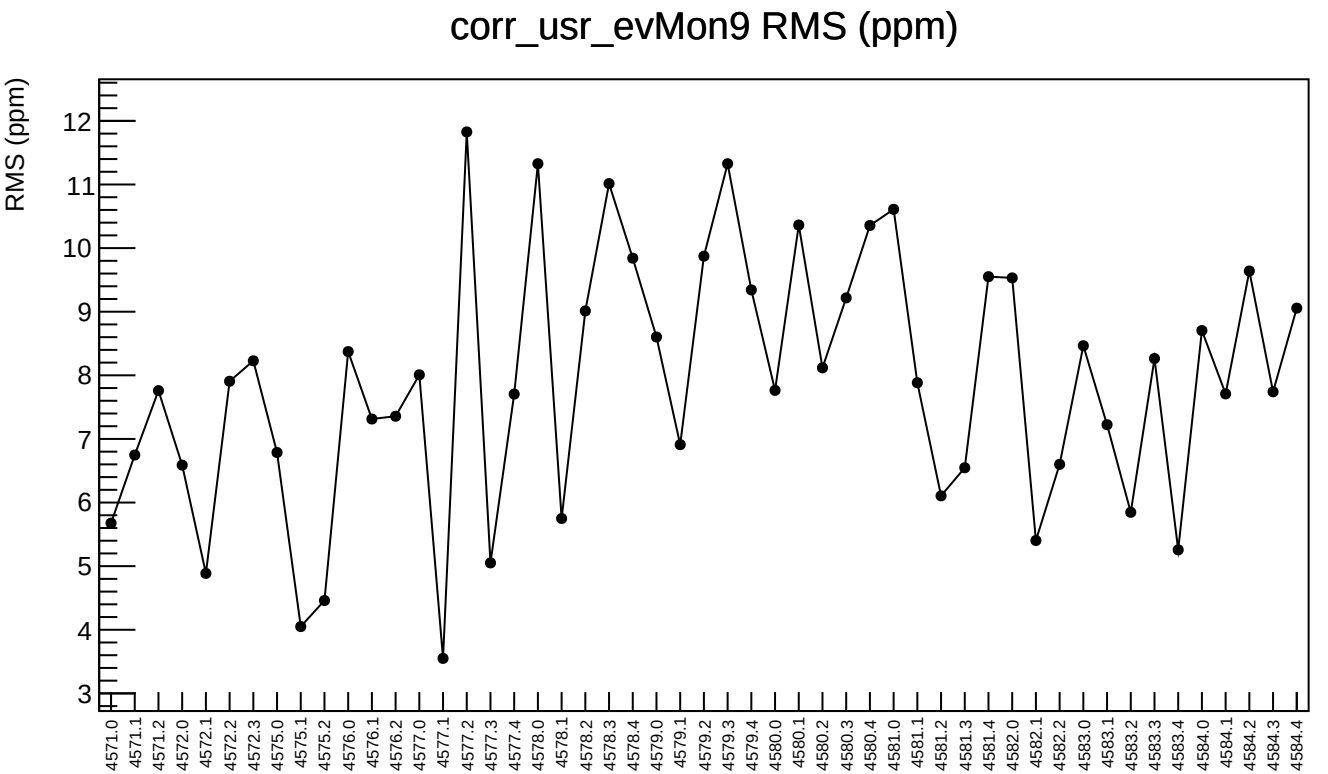
corr_usr_evMon9 RMS (ppm)
RMS (ppm)
12
11
10
9
8
7
6
5
4
3
4571.0
4571.1
4571.2
4572.0
4572.1
4572.2
4572.3
4575.0
4575.1
4575.2
4576.0
4576.1
4576.2
4577.0
4577.1
4577.2
4577.3
4577.4
4578.0
4578.1
4578.2
4578.3
4578.4
4579.0
4579.1
4579.2
4579.3
4579.4
4580.0
4580.1
4580.2
4580.3
4580.4
4581.0
4581.1
4581.2
4581.3
4581.4
4582.0
4582.1
4582.2
4583.0
4583.1
4583.2
4583.3
4583.4
4584.0
4584.1
4584.2
4584.3
4584.4

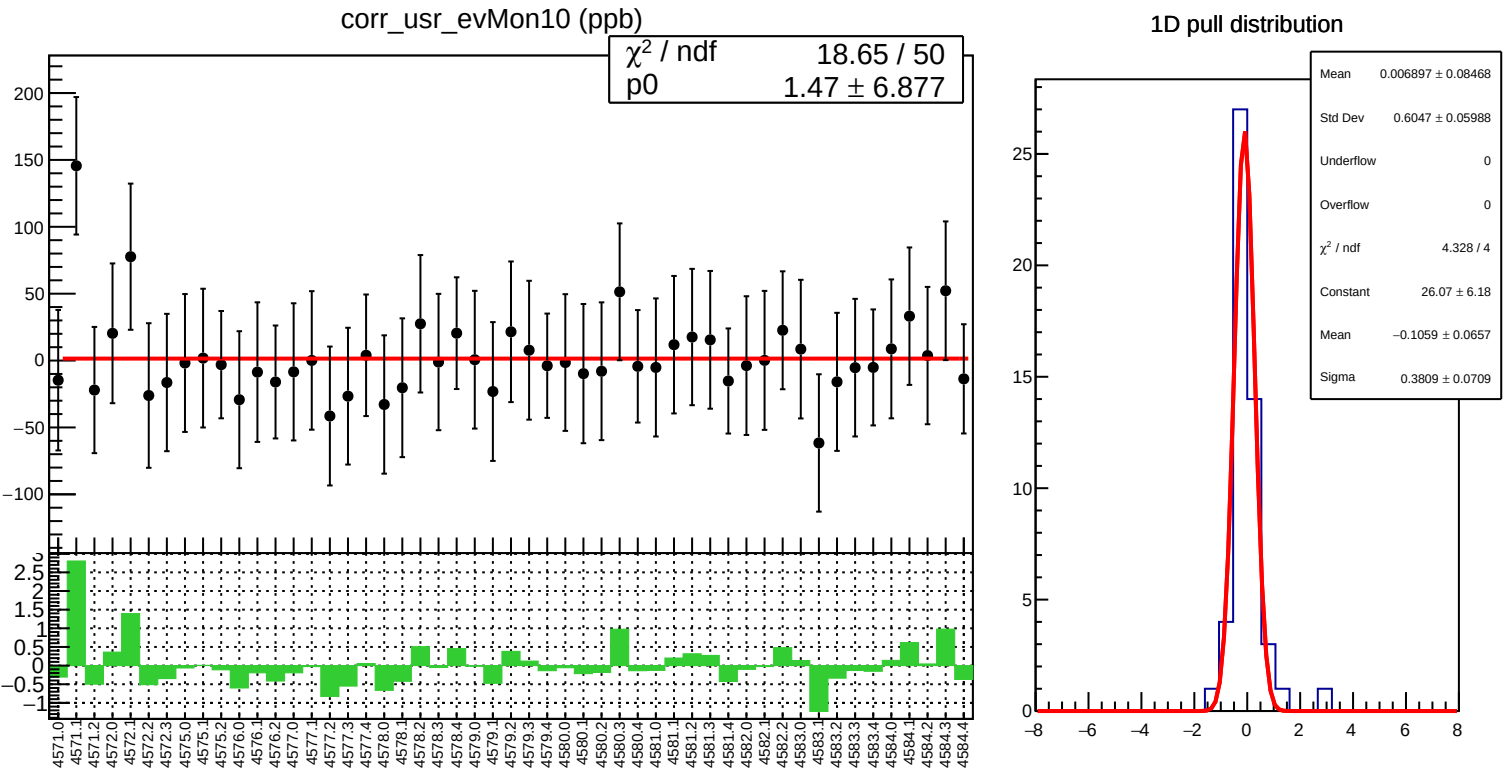
corr_usr_evMon10 (ppb)
χ² / ndf 18.65 / 50
p0 1.47 ± 6.877
1D pull distribution
Mean 0.006897 ± 0.08468
Std Dev 0.6047 ± 0.05988
Underflow 0
Overflow 0
χ² / ndf 4.328 / 4
Constant 26.07 ± 6.18
Mean −0.1059 ± 0.0657
Sigma 0.3809 ± 0.0709

corr_usr_evMon10 RMS (ppm)

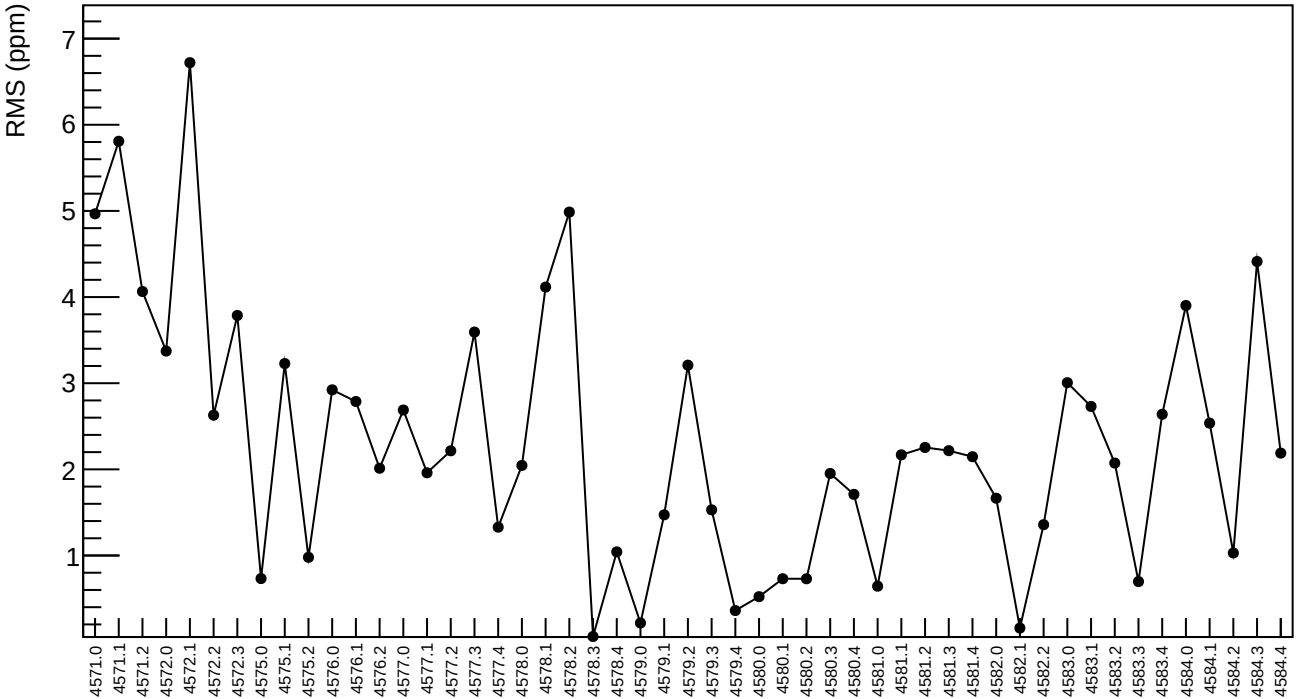

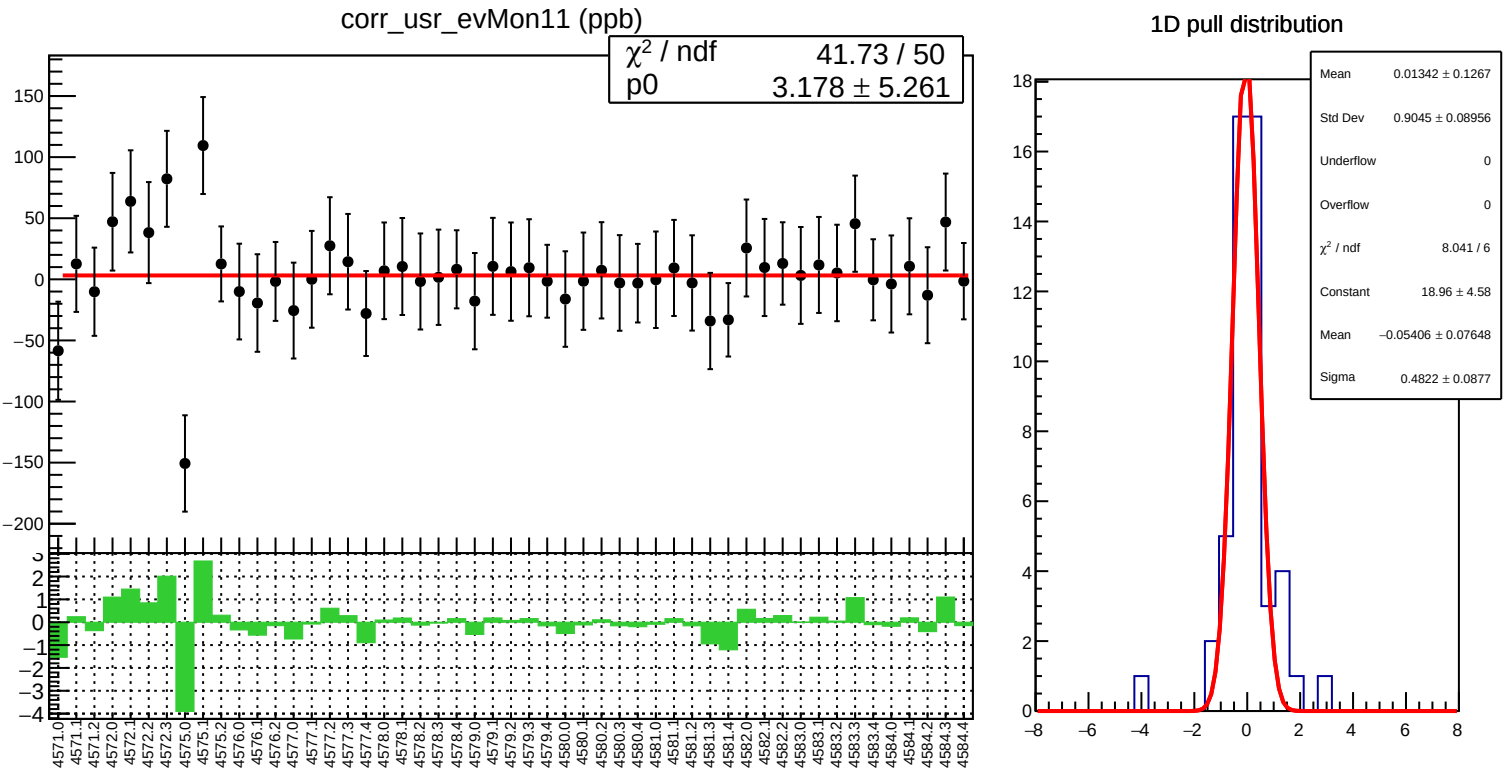
corr_usr_evMon11 (ppb)
χ² / ndf 41.73 / 50
p0 3.178 ± 5.261
1D pull distribution
Mean 0.01342 ± 0.1267
Std Dev 0.9045 ± 0.08956
Underflow 0
Overflow 0
χ² / ndf 8.041 / 6
Constant 18.96 ± 4.58
Mean −0.05406 ± 0.07648
Sigma 0.4822 ± 0.0877
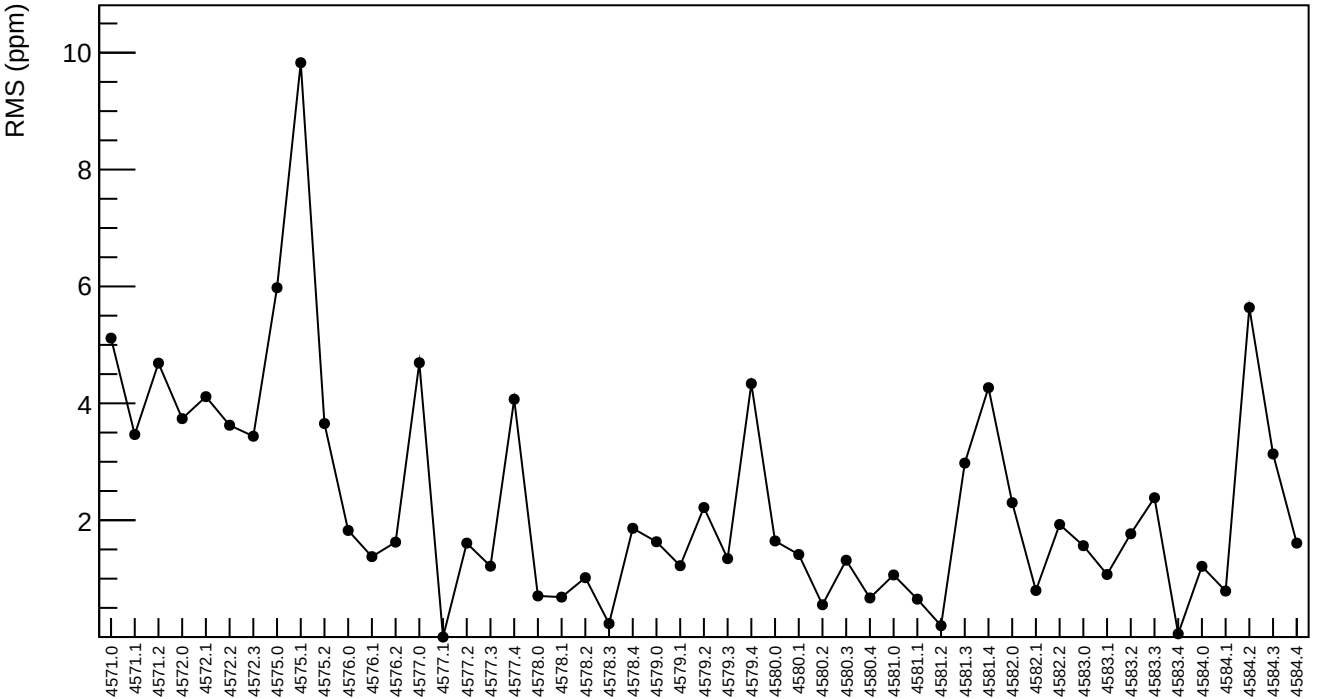
corr_usr_evMon11 RMS (ppm)