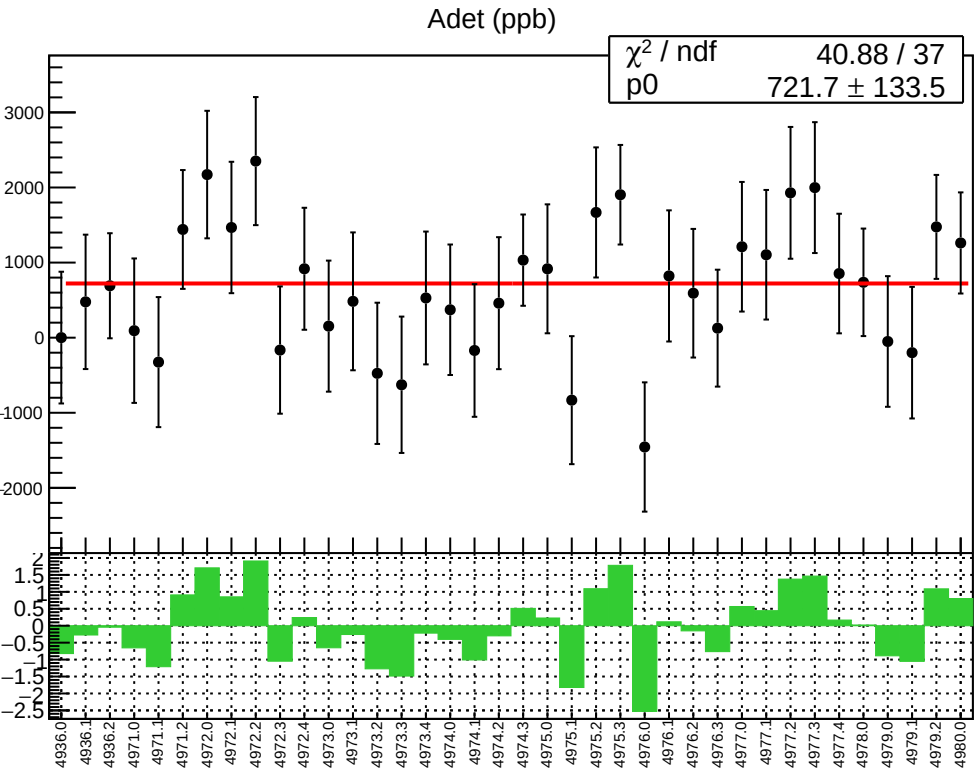
Adet (ppb)
χ² / ndf 40.88 / 37
p0 721.7 ± 133.5
3000
2000
1000
0
-1000
-2000
2
1.5
1
0.5
0
−0.5
−1
−1.5
−2
−2.5
4936.0
4936.1
4936.2
4971.0
4971.1
4971.2
4972.0
4972.1
4972.2
4972.3
4972.4
4973.0
4973.1
4973.2
4973.3
4973.4
4974.0
4974.1
4974.2
4974.3
4975.0
4975.1
4975.2
4975.3
4976.0
4976.1
4976.2
4976.3
4977.0
4977.1
4977.2
4977.3
4977.4
4978.0
4979.0
4979.1
4979.2
4980.0

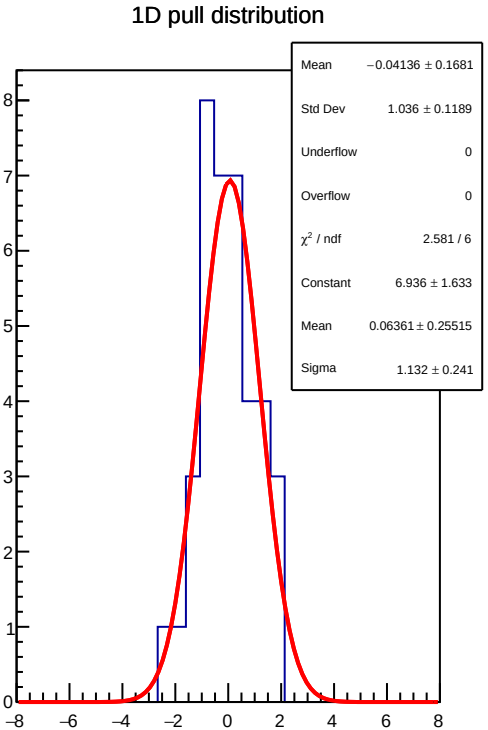
1D pull distribution
Mean −0.04136 ± 0.1681
Std Dev 1.036 ± 0.1189
Underflow 0
Overflow 0
χ² / ndf 2.581 / 6
Constant 6.936 ± 1.633
Mean 0.06361 ± 0.25515
Sigma 1.132 ± 0.241
8
7
6
5
4
3
2
1
0
−8
−6
−4
−2
0
2
4
6
8

Adet RMS (ppm)

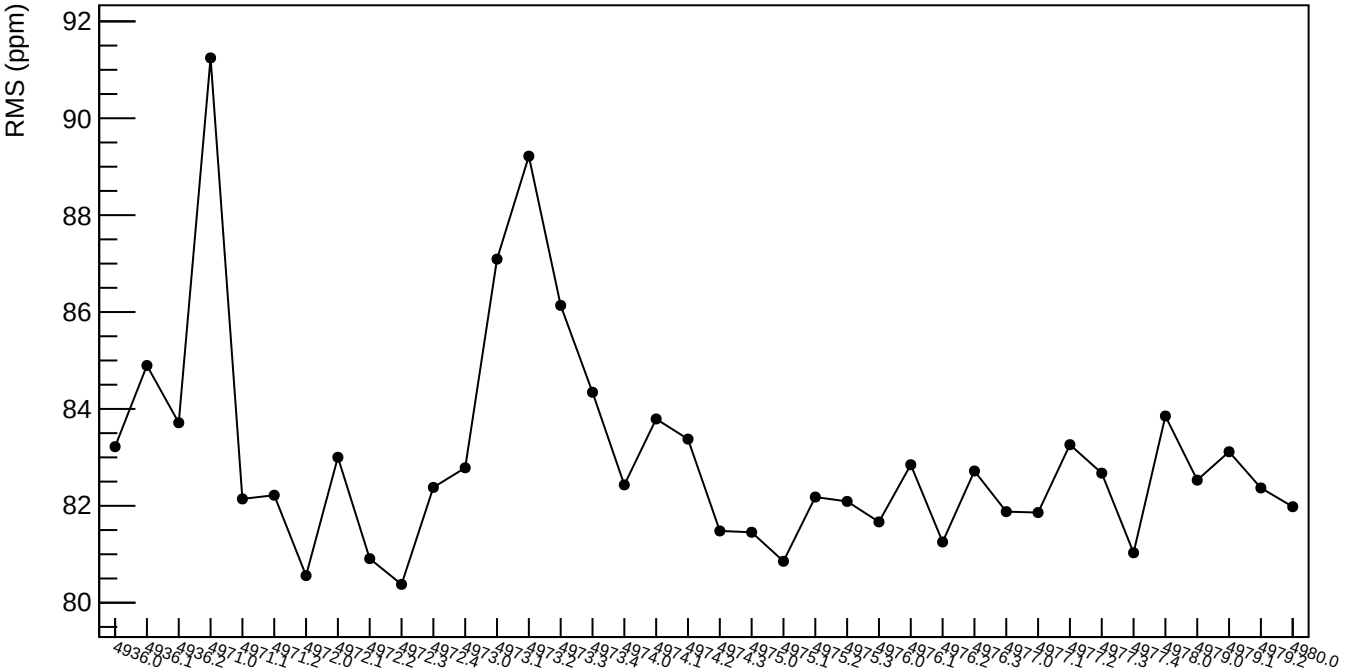
RMS (ppm)
92
90
88
86
84
82
80
4936.0
4936.1
4936.2
4971.0
4971.1
4971.2
4972.0
4972.1
4972.2
4972.3
4972.4
4973.0
4973.1
4973.2
4973.3
4973.4
4974.0
4974.1
4974.2
4974.3
4975.0
4975.1
4975.2
4975.3
4976.0
4976.1
4976.2
4976.3
4977.0
4977.1
4977.2
4977.3
4977.4
4978.0
4979.0
4979.1
4979.2
4980.0

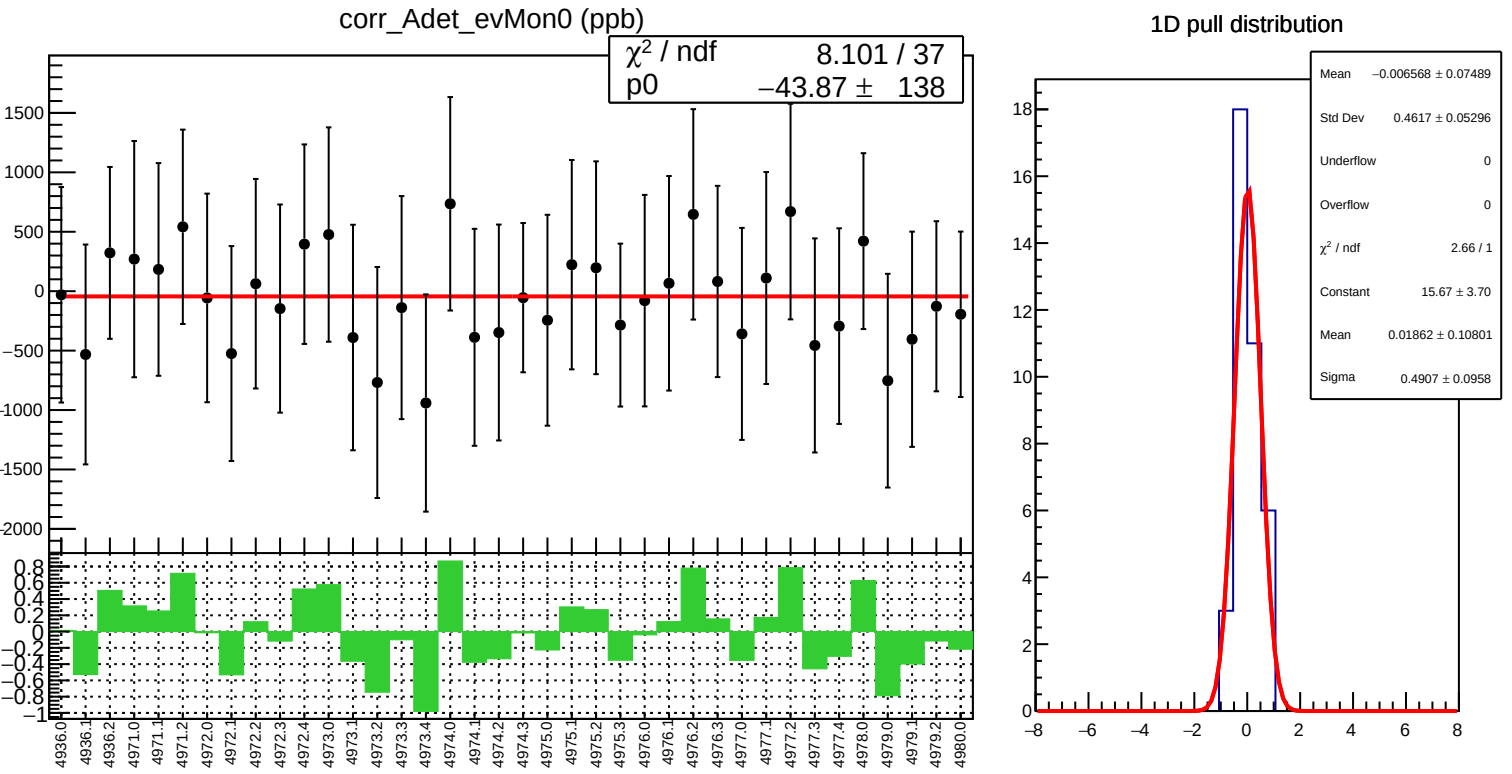
corr_Adet_evMon0 (ppb)
χ² / ndf 8.101 / 37
p0 −43.87 ± 138
1D pull distribution
Mean −0.006568 ± 0.07489
Std Dev 0.4617 ± 0.05296
Underflow 0
Overflow 0
χ² / ndf 2.66 / 1
Constant 15.67 ± 3.70
Mean 0.01862 ± 0.10801
Sigma 0.4907 ± 0.0958

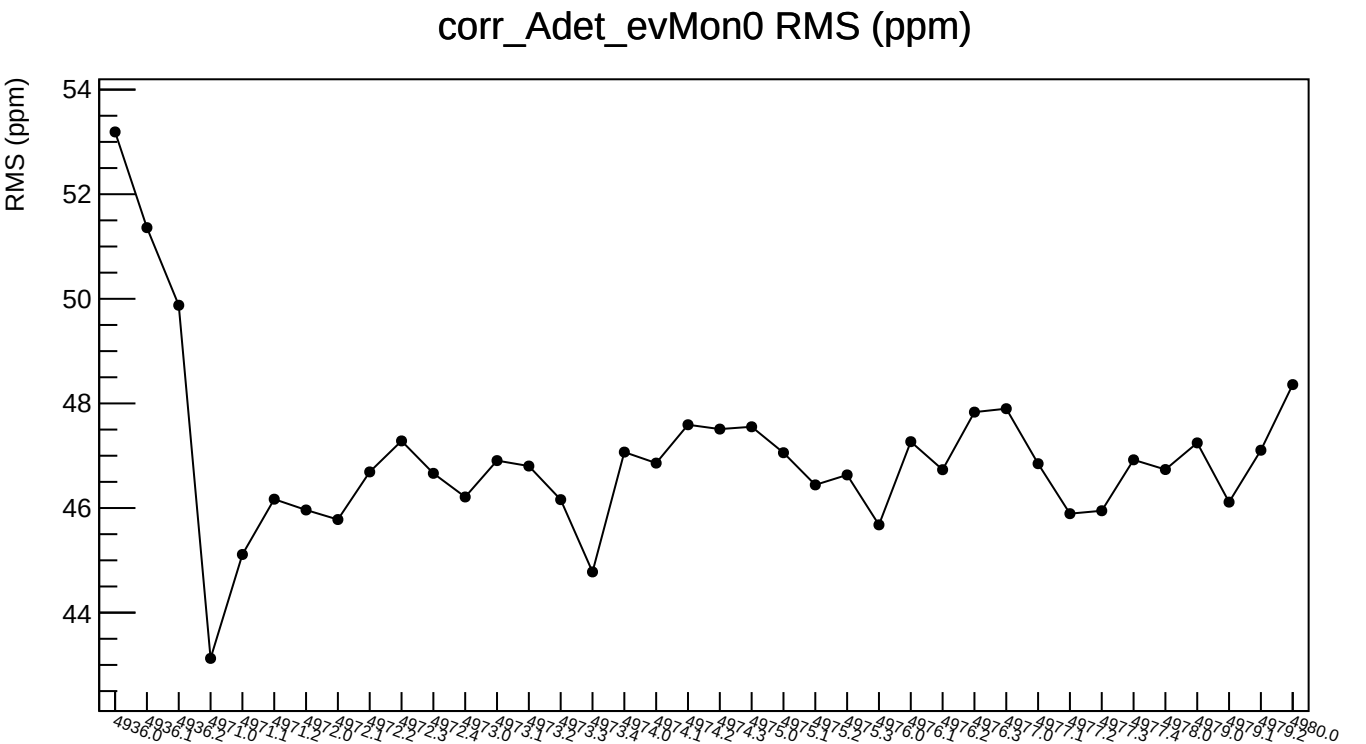
corr_Adet_evMon0 RMS (ppm)
RMS (ppm)
54
52
50
48
46
44
4936.0
4936.1
4936.2
4971.0
4971.1
4971.2
4972.0
4972.1
4972.2
4972.3
4972.4
4973.0
4973.1
4973.2
4973.3
4973.4
4974.0
4974.1
4974.2
4974.3
4975.0
4975.1
4975.2
4975.3
4976.0
4976.1
4976.2
4976.3
4977.0
4977.1
4977.2
4977.3
4977.4
4978.0
4979.0
4979.1
4979.2
4980.0

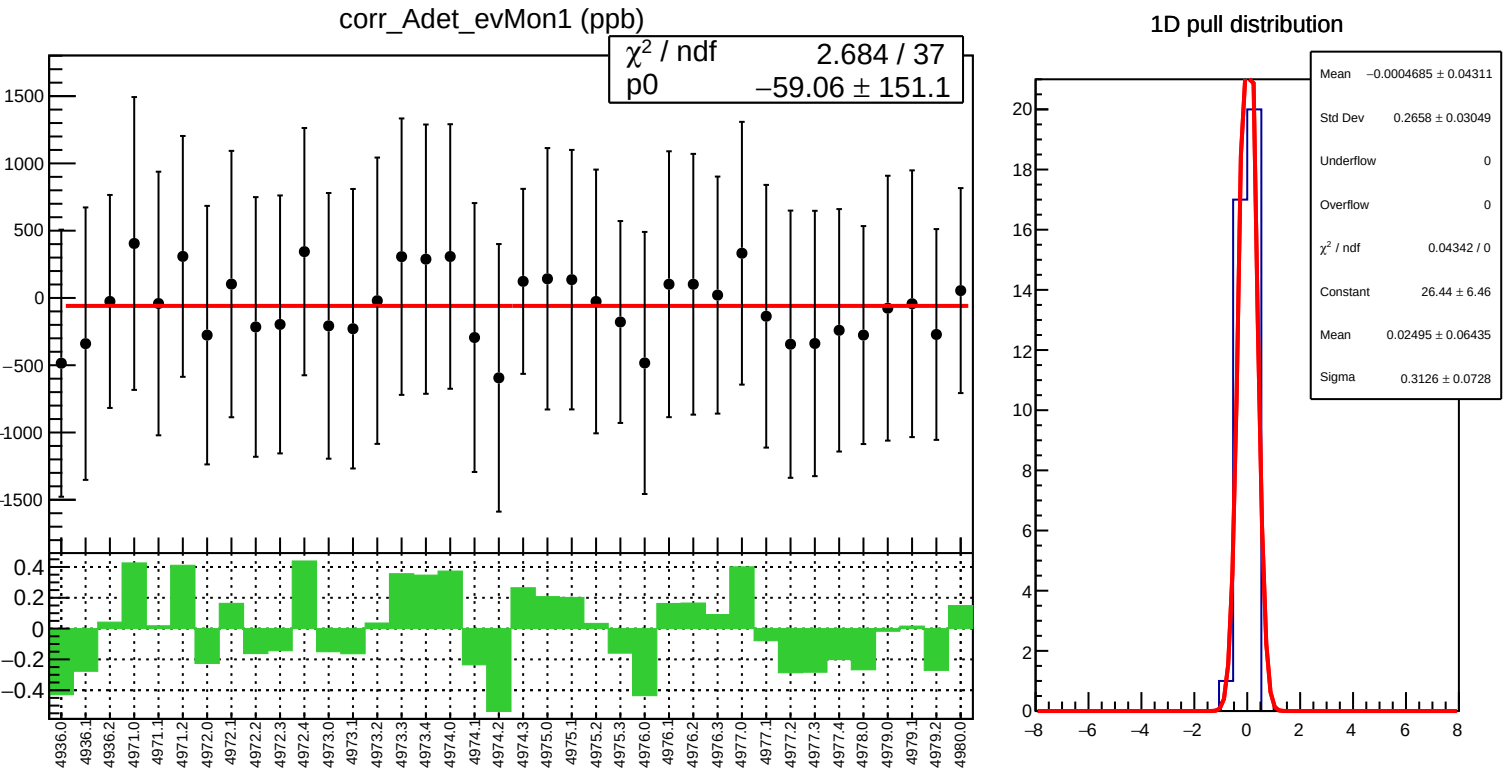
corr_Adet_evMon1 (ppb)
χ² / ndf 2.684 / 37
p0 −59.06 ± 151.1
1500
1000
500
0
−500
−1000
−1500
0.4
0.2
0
−0.2
−0.4
4936.0
4936.1
4936.2
4971.0
4971.1
4971.2
4972.0
4972.1
4972.2
4972.3
4972.4
4973.0
4973.1
4973.2
4973.3
4973.4
4974.0
4974.1
4974.2
4974.3
4975.0
4975.1
4975.2
4975.3
4976.0
4976.1
4976.2
4976.3
4977.0
4977.1
4977.2
4977.3
4977.4
4978.0
4979.0
4979.1
4979.2
4980.0
1D pull distribution
Mean −0.0004685 ± 0.04311
Std Dev 0.2658 ± 0.03049
Underflow 0
Overflow 0
χ² / ndf 0.04342 / 0
Constant 26.44 ± 6.46
Mean 0.02495 ± 0.06435
Sigma 0.3126 ± 0.0728
20
18
16
14
12
10
8
6
4
2
0
−8
−6
−4
−2
0
2
4
6
8

corr_Adet_evMon1 RMS (ppm)

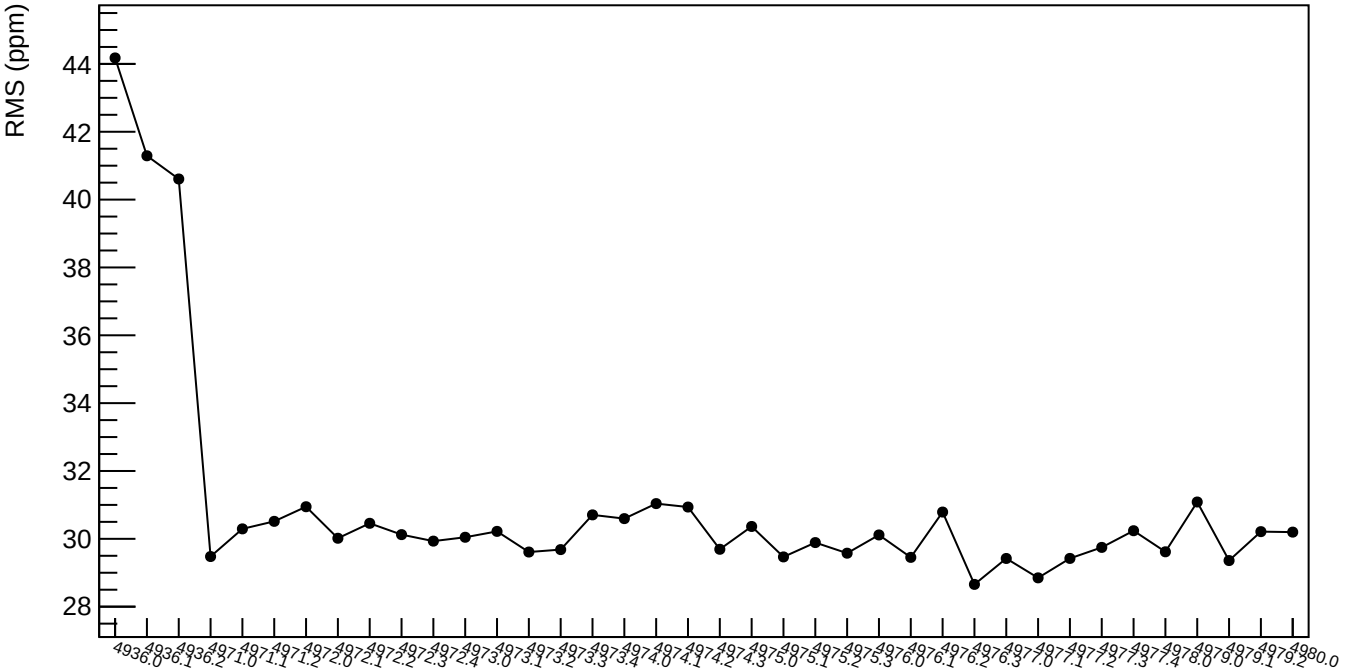

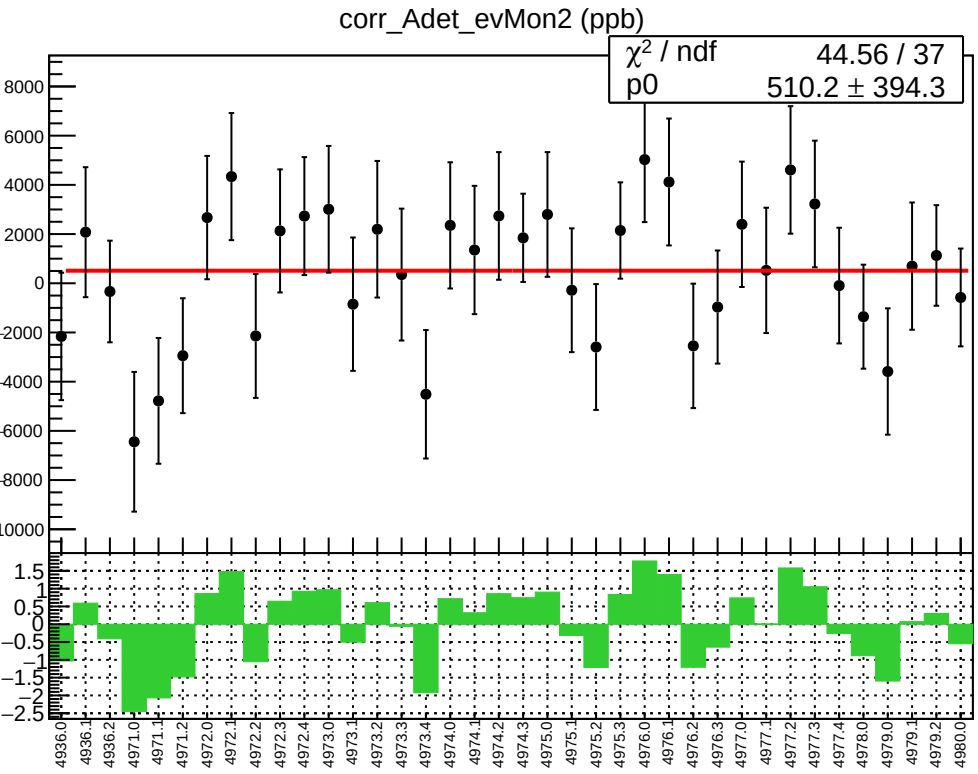
corr_Adet_evMon2 (ppb)
χ² / ndf 44.56 / 37
p0 510.2 ± 394.3
8000
6000
4000
2000
0
-2000
-4000
-6000
-8000
-10000
1.5
1
0.5
0
−0.5
−1
−1.5
−2
−2.5
4936.0
4936.1
4936.2
4971.0
4971.1
4971.2
4972.0
4972.1
4972.2
4972.3
4972.4
4973.0
4973.1
4973.2
4973.3
4973.4
4974.0
4974.1
4974.2
4974.3
4975.0
4975.1
4975.2
4975.3
4976.0
4976.1
4976.2
4976.3
4977.0
4977.1
4977.2
4977.3
4977.4
4978.0
4979.0
4979.1
4979.2
4980.0

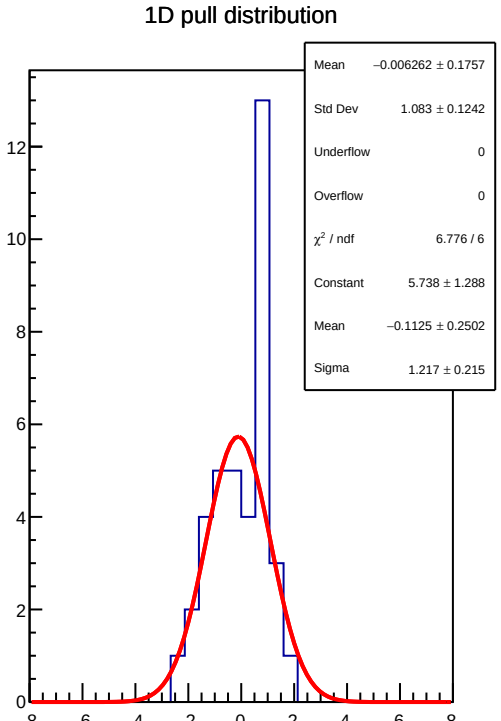
1D pull distribution
Mean −0.006262 ± 0.1757
Std Dev 1.083 ± 0.1242
Underflow 0
Overflow 0
χ² / ndf 6.776 / 6
Constant 5.738 ± 1.288
Mean −0.1125 ± 0.2502
Sigma 1.217 ± 0.215
12
10
8
6
4
2
0
−8
−6
−4
−2
0
2
4
6
8

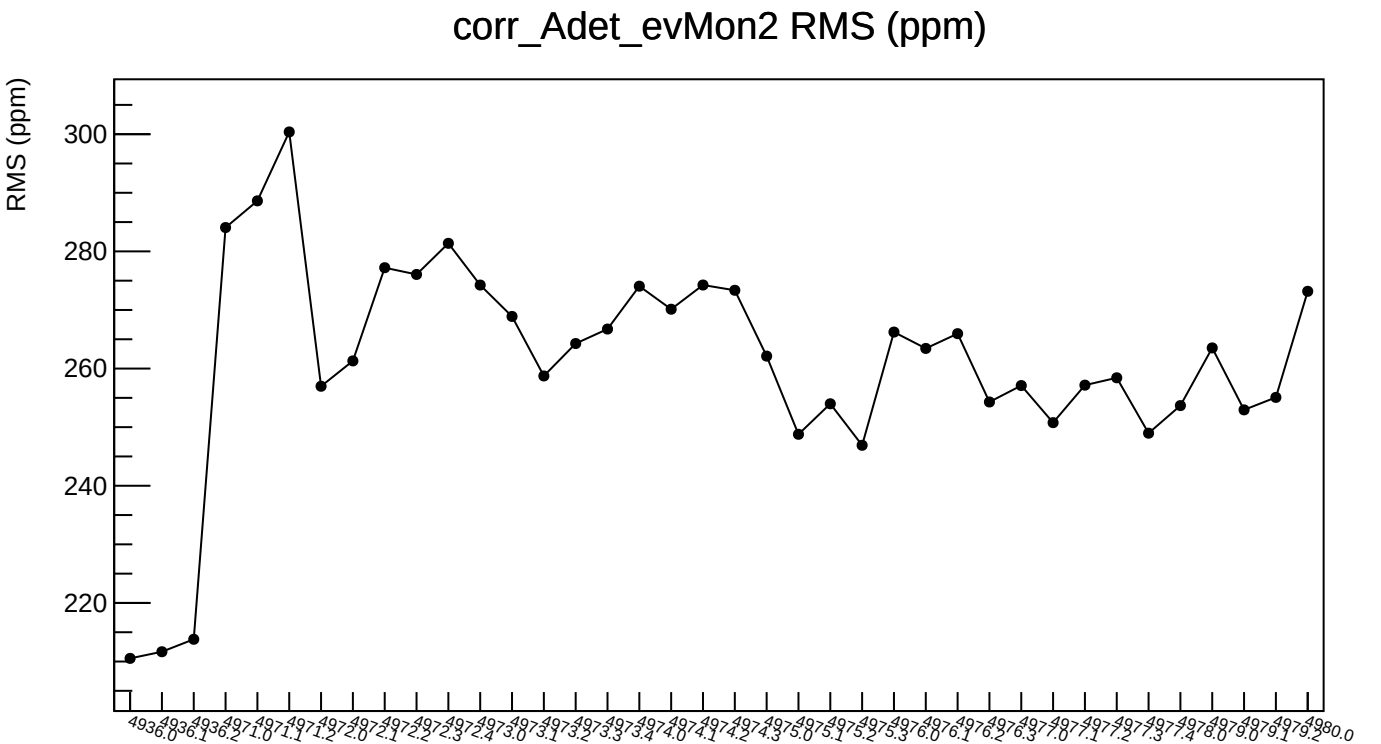
corr_Adet_evMon2 RMS (ppm)
RMS (ppm)
300
280
260
240
220
4936.0
4936.1
4936.2
4971.0
4971.1
4971.2
4972.0
4972.1
4972.2
4972.3
4972.4
4973.0
4973.1
4973.2
4973.3
4973.4
4974.0
4974.1
4974.2
4974.3
4975.0
4975.1
4975.2
4975.3
4976.0
4976.1
4976.2
4976.3
4977.0
4977.1
4977.2
4977.3
4977.4
4978.0
4979.0
4979.1
4979.2
4980.0

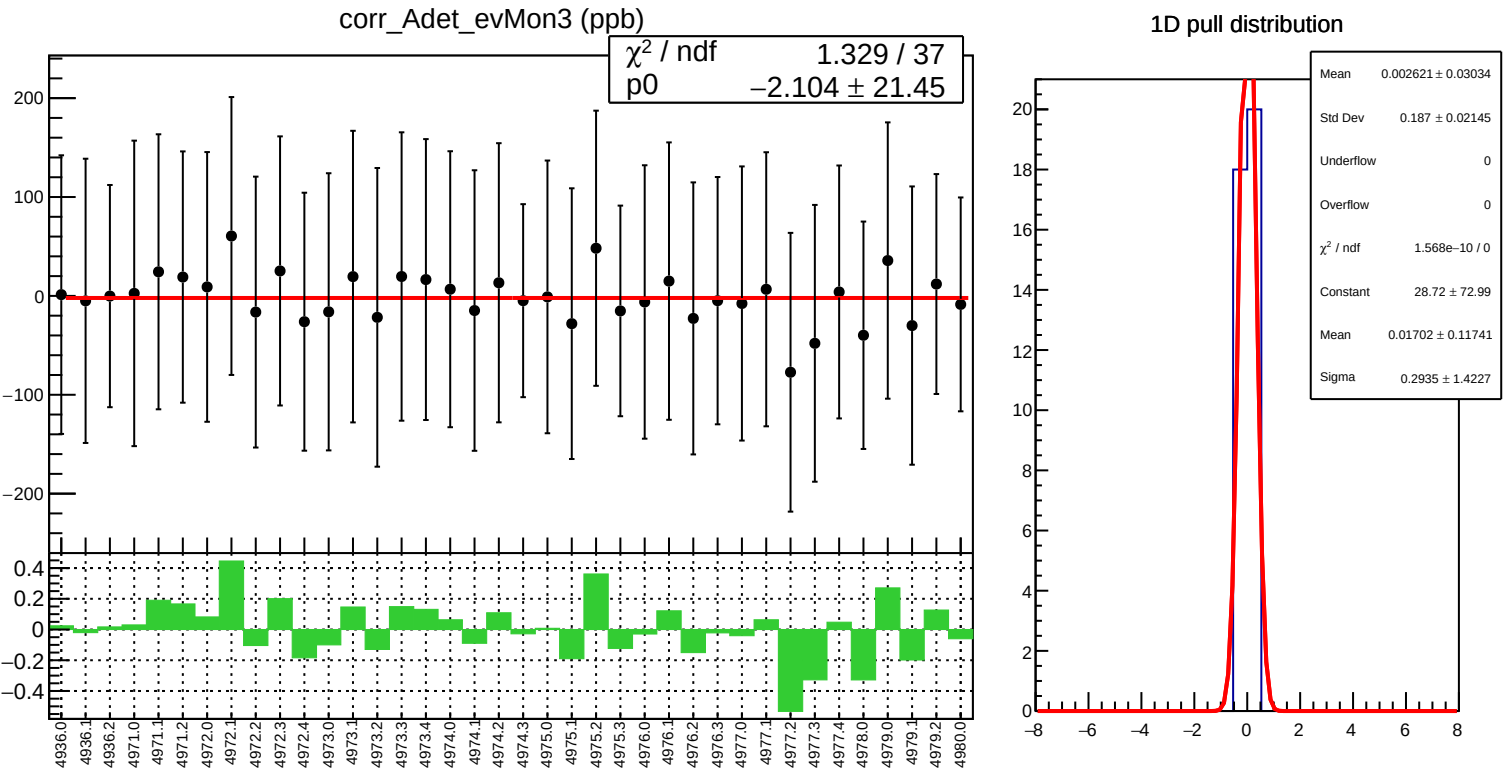
corr_Adet_evMon3 (ppb)
χ² / ndf 1.329 / 37
p0 −2.104 ± 21.45
1D pull distribution
Mean 0.002621 ± 0.03034
Std Dev 0.187 ± 0.02145
Underflow 0
Overflow 0
χ² / ndf 1.568e−10 / 0
Constant 28.72 ± 72.99
Mean 0.01702 ± 0.11741
Sigma 0.2935 ± 1.4227

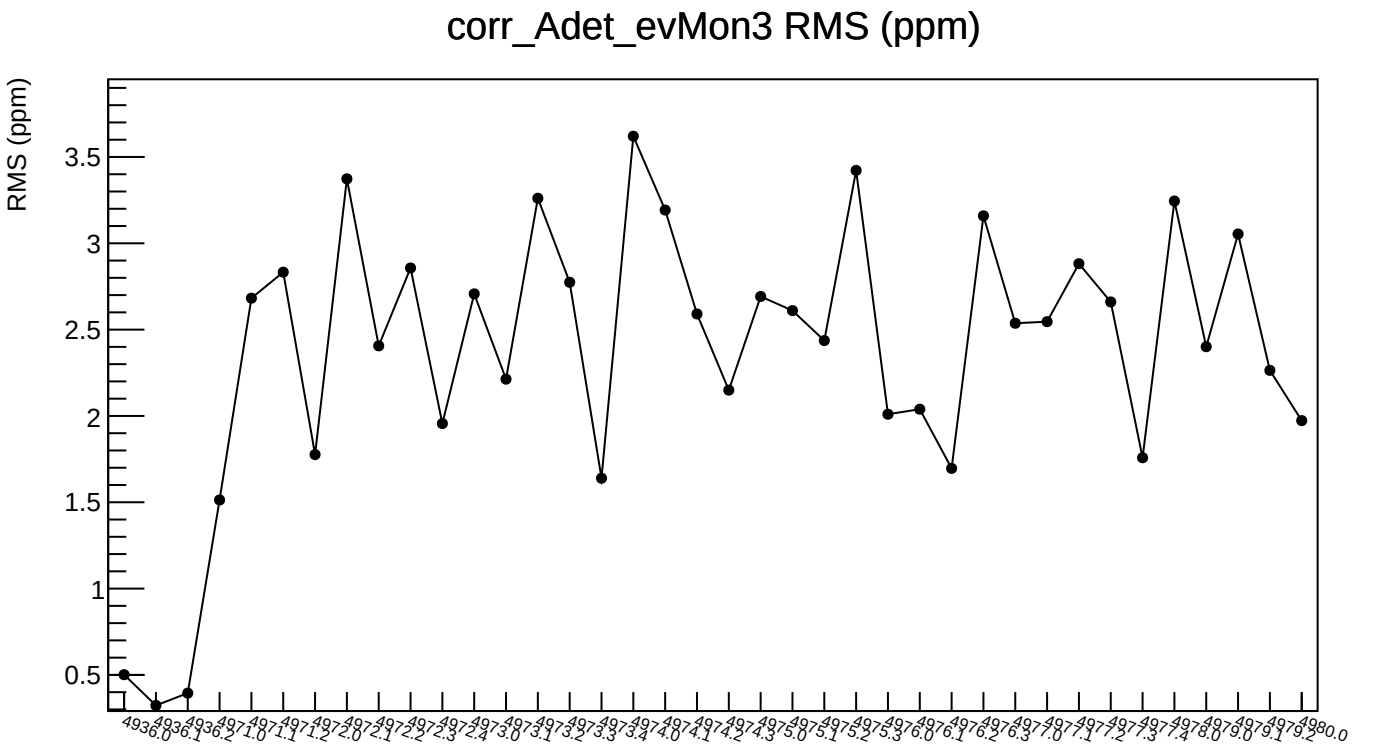
corr_Adet_evMon3 RMS (ppm)
RMS (ppm)
0.5
1
1.5
2
2.5
3
3.5
4936.0
4936.1
4936.2
4971.0
4971.1
4971.2
4972.0
4972.1
4972.2
4972.3
4972.4
4973.0
4973.1
4973.2
4973.3
4973.4
4974.0
4974.1
4974.2
4974.3
4975.0
4975.1
4975.2
4975.3
4976.0
4976.1
4976.2
4976.3
4977.0
4977.1
4977.2
4977.3
4977.4
4978.0
4979.0
4979.1
4979.2
4980.0

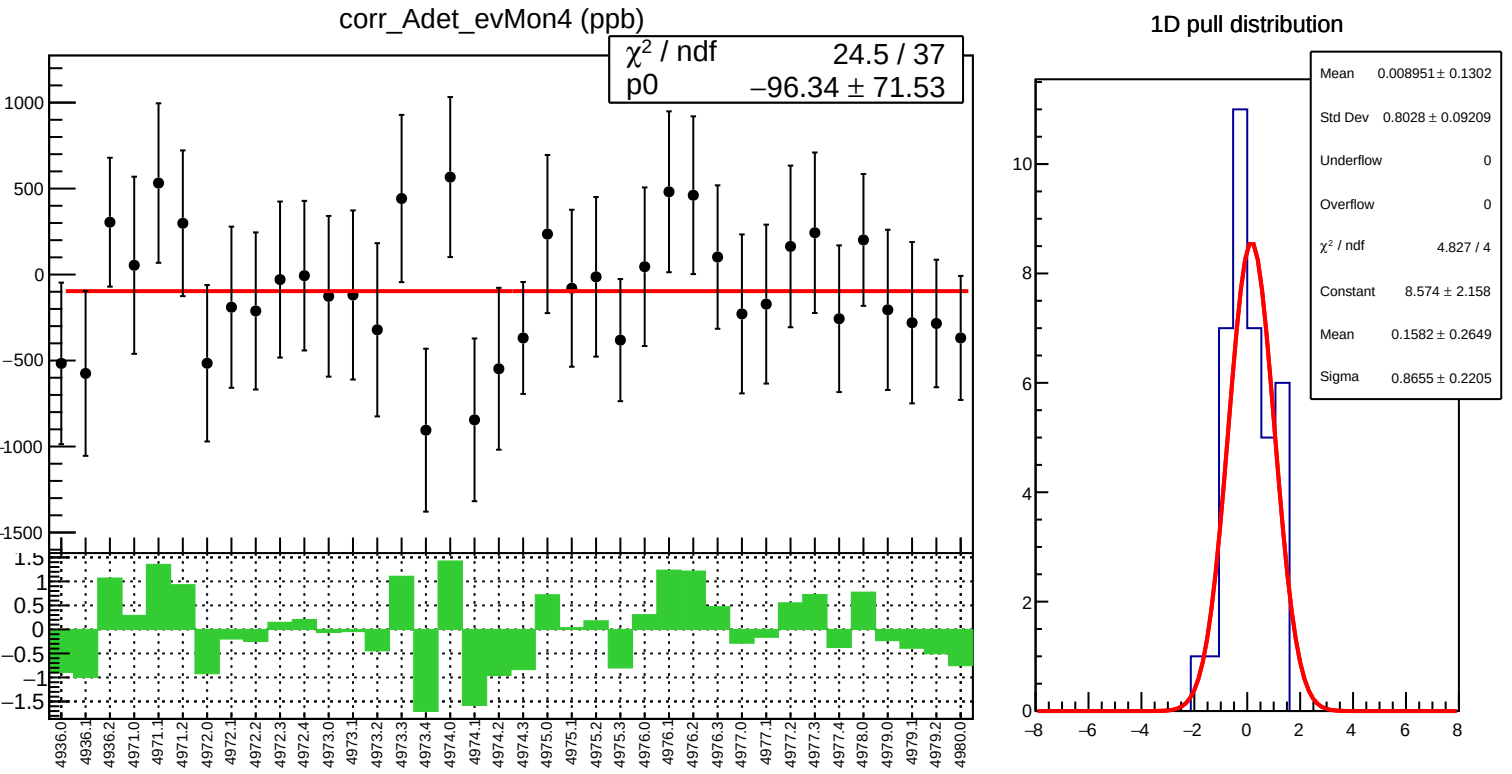
corr_Adet_evMon4 (ppb)
χ² / ndf 24.5 / 37
p0 −96.34 ± 71.53
1000
500
0
−500
−1000
−1500
1.5
1
0.5
0
−0.5
−1
−1.5
4936.0
4936.1
4936.2
4971.0
4971.1
4971.2
4972.0
4972.1
4972.2
4972.3
4972.4
4973.0
4973.1
4973.2
4973.3
4973.4
4974.0
4974.1
4974.2
4974.3
4975.0
4975.1
4975.2
4975.3
4976.0
4976.1
4976.2
4976.3
4977.0
4977.1
4977.2
4977.3
4977.4
4978.0
4979.0
4979.1
4979.2
4980.0
1D pull distribution
Mean 0.008951 ± 0.1302
Std Dev 0.8028 ± 0.09209
Underflow 0
Overflow 0
χ² / ndf 4.827 / 4
Constant 8.574 ± 2.158
Mean 0.1582 ± 0.2649
Sigma 0.8655 ± 0.2205
10
8
6
4
2
0
−8
−6
−4
−2
0
2
4
6
8

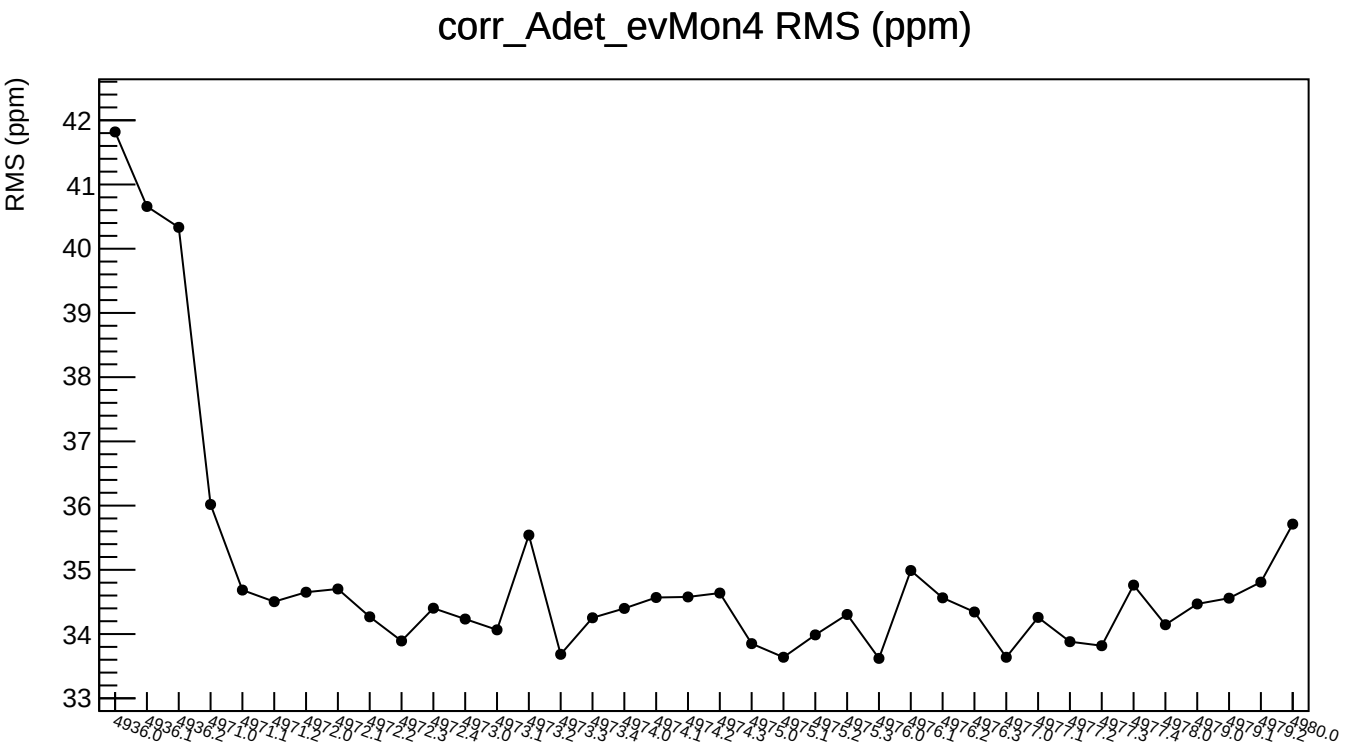
corr_Adet_evMon4 RMS (ppm)
RMS (ppm)
42
41
40
39
38
37
36
35
34
33
4936.0
4936.1
4936.2
4971.0
4971.1
4971.2
4972.0
4972.1
4972.2
4972.3
4972.4
4973.0
4973.1
4973.2
4973.3
4973.4
4974.0
4974.1
4974.2
4974.3
4975.0
4975.1
4975.2
4975.3
4976.0
4976.1
4976.2
4976.3
4977.0
4977.1
4977.2
4977.3
4977.4
4978.0
4979.0
4979.1
4979.2
4980.0

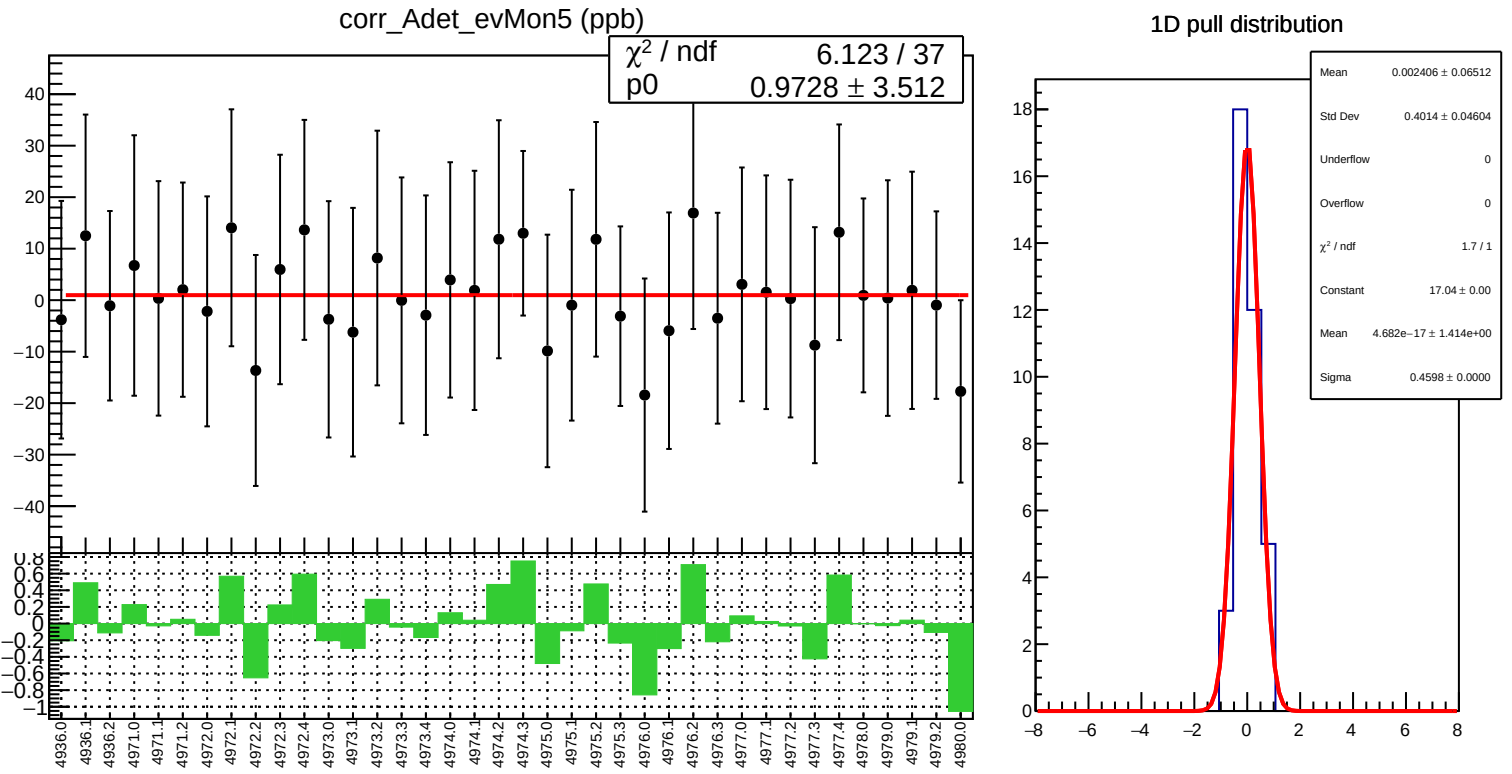
corr_Adet_evMon5 (ppb)
χ² / ndf 6.123 / 37
p0 0.9728 ± 3.512
1D pull distribution
Mean 0.002406 ± 0.06512
Std Dev 0.4014 ± 0.04604
Underflow 0
Overflow 0
χ² / ndf 1.7 / 1
Constant 17.04 ± 0.00
Mean 4.682e−17 ± 1.414e+00
Sigma 0.4598 ± 0.0000

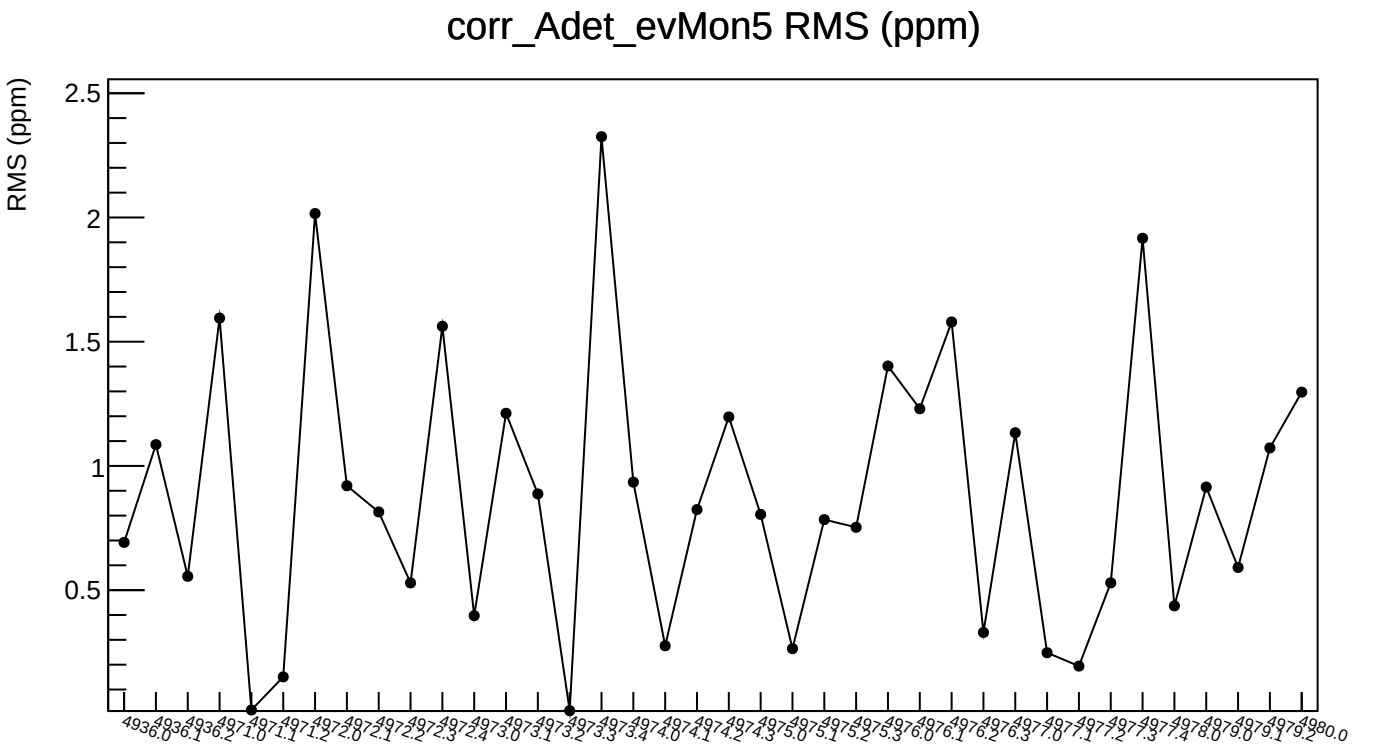
corr_Adet_evMon5 RMS (ppm)
RMS (ppm)
2.5
2
1.5
1
0.5
4936.0
4936.1
4936.2
4971.0
4971.1
4971.2
4972.0
4972.1
4972.2
4972.3
4972.4
4973.0
4973.1
4973.2
4973.3
4973.4
4974.0
4974.1
4974.2
4974.3
4975.0
4975.1
4975.2
4975.3
4976.0
4976.1
4976.2
4976.3
4977.0
4977.1
4977.2
4977.3
4977.4
4978.0
4979.0
4979.1
4979.2
4980.0

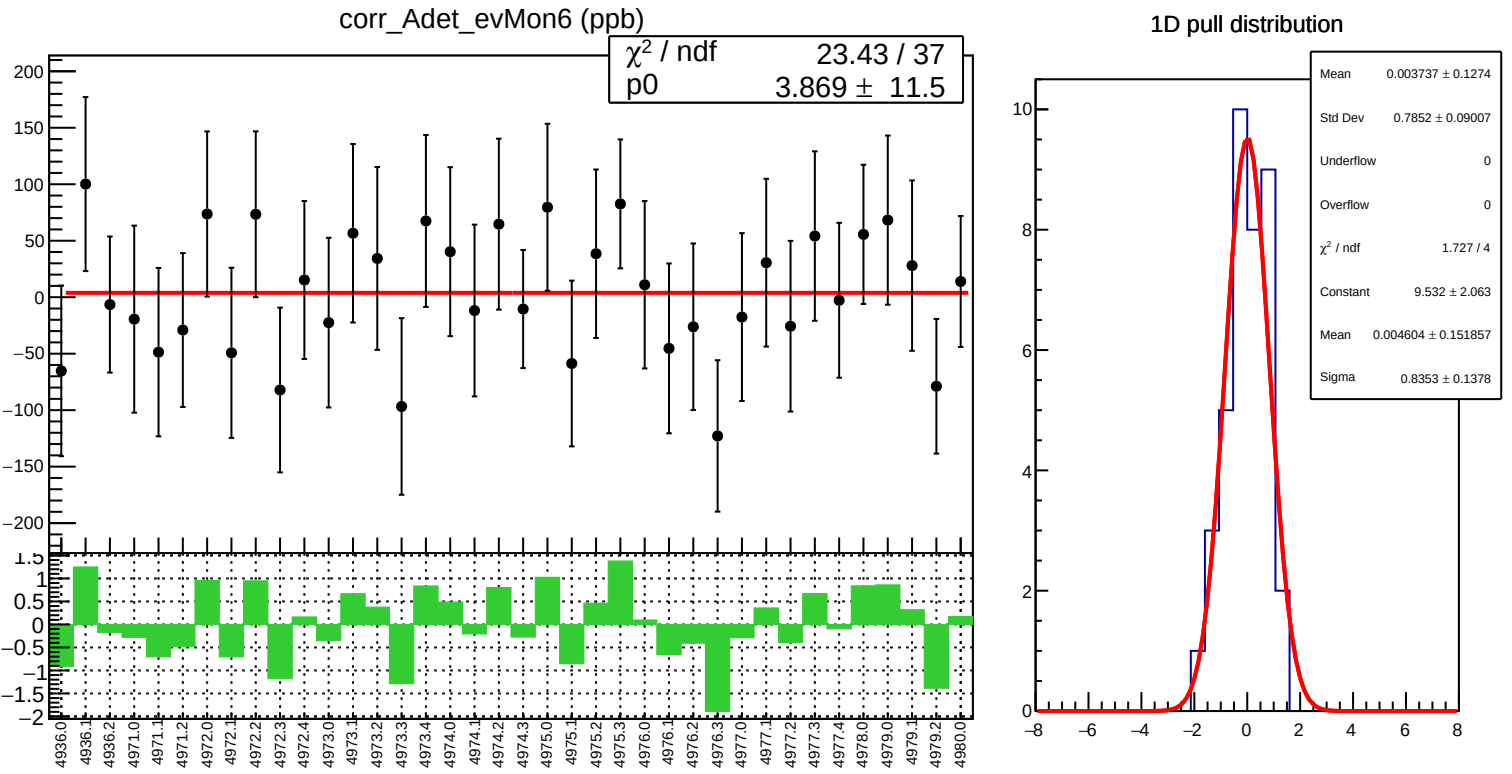
corr_Adet_evMon6 (ppb)
χ² / ndf 23.43 / 37
p0 3.869 ± 11.5
1D pull distribution
Mean 0.003737 ± 0.1274
Std Dev 0.7852 ± 0.09007
Underflow 0
Overflow 0
χ² / ndf 1.727 / 4
Constant 9.532 ± 2.063
Mean 0.004604 ± 0.151857
Sigma 0.8353 ± 0.1378

corr_Adet_evMon6 RMS (ppm)

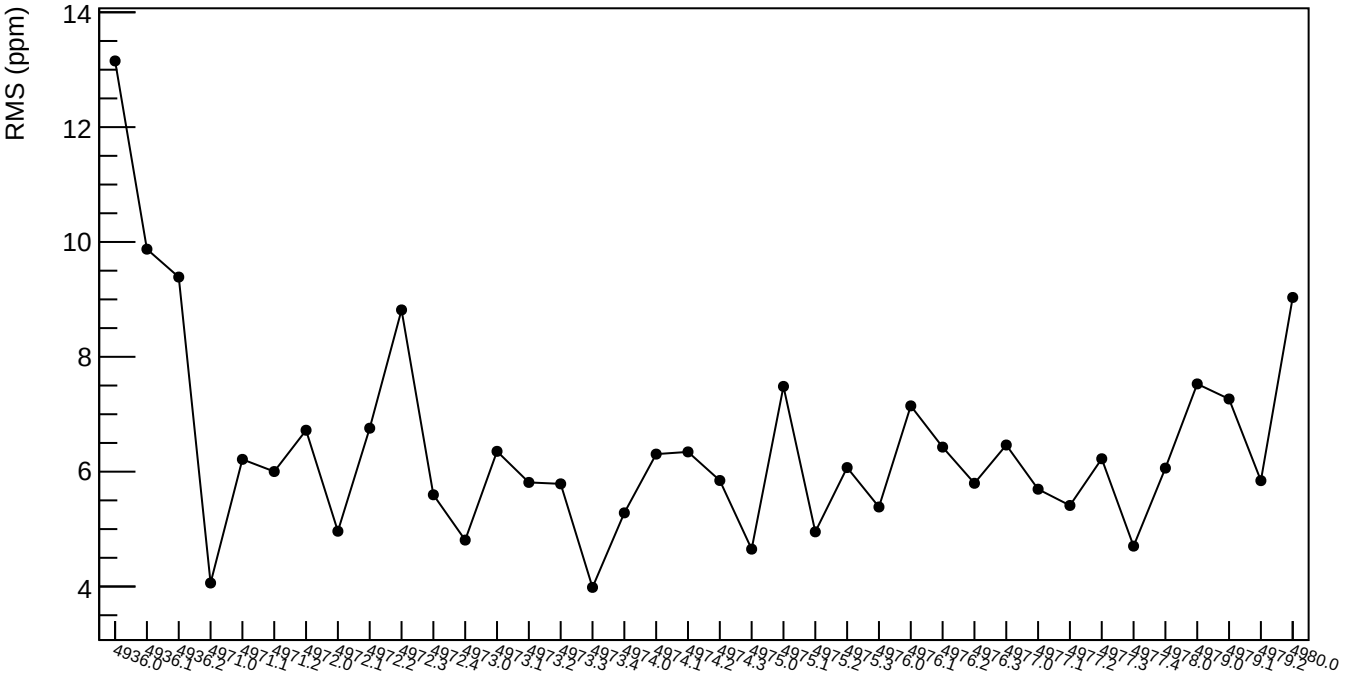

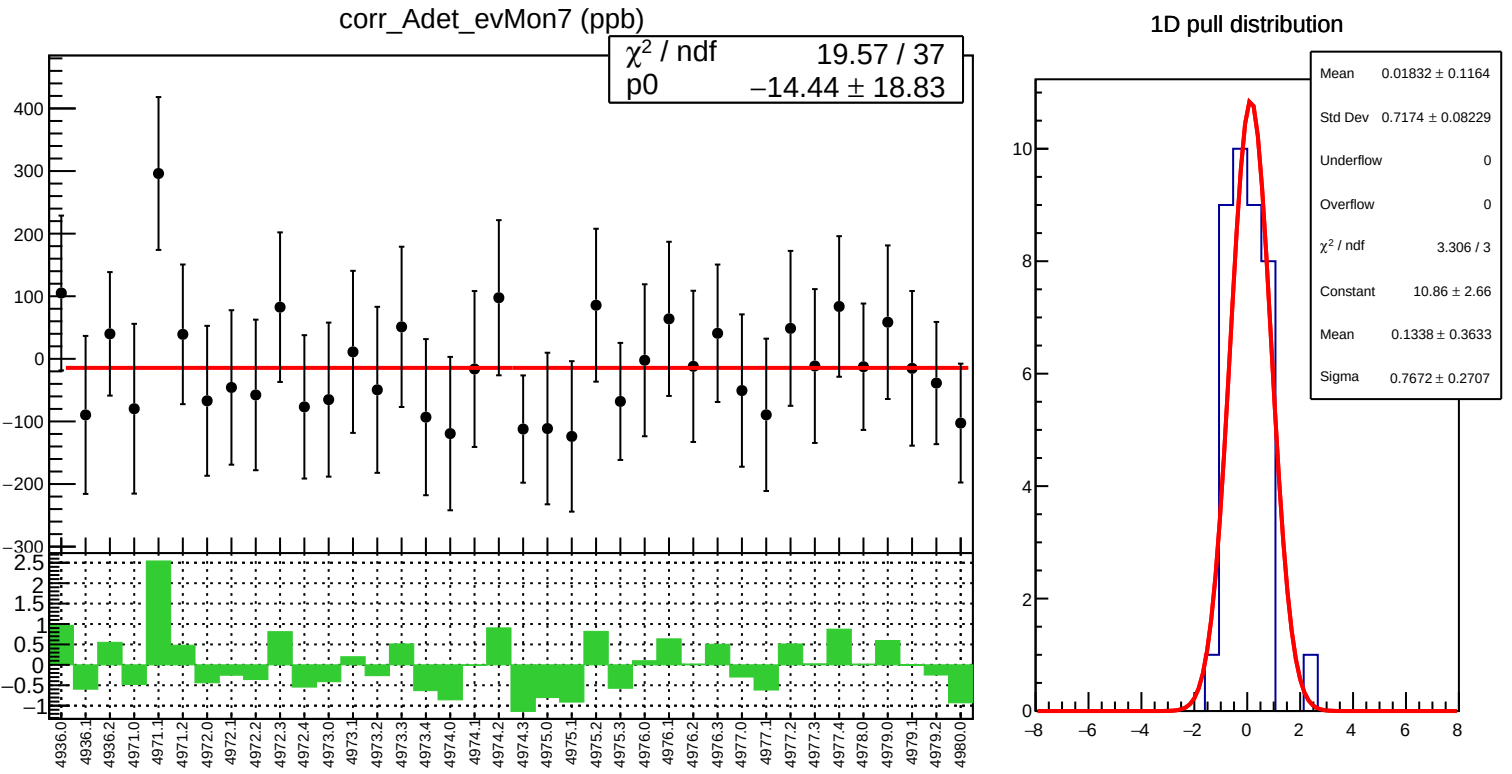
corr_Adet_evMon7 (ppb)
χ² / ndf 19.57 / 37
p0 −14.44 ± 18.83
1D pull distribution
Mean 0.01832 ± 0.1164
Std Dev 0.7174 ± 0.08229
Underflow 0
Overflow 0
χ² / ndf 3.306 / 3
Constant 10.86 ± 2.66
Mean 0.1338 ± 0.3633
Sigma 0.7672 ± 0.2707

corr_Adet_evMon7 RMS (ppm)

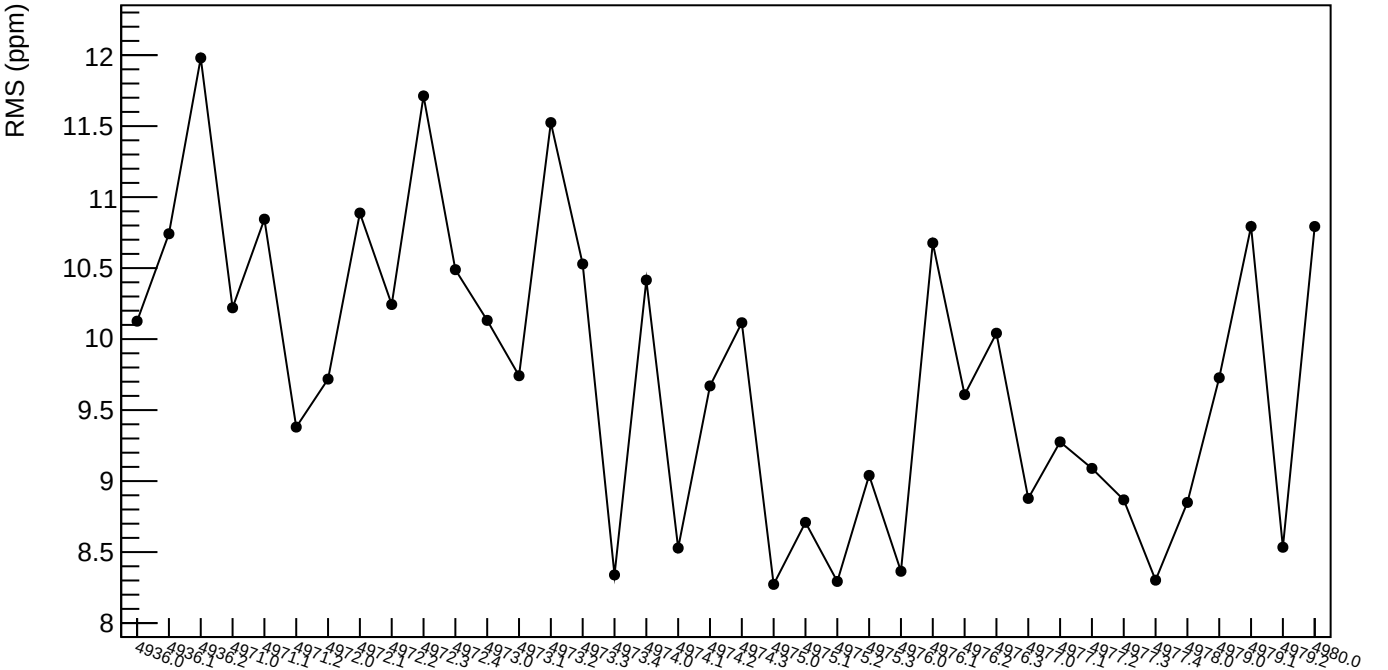

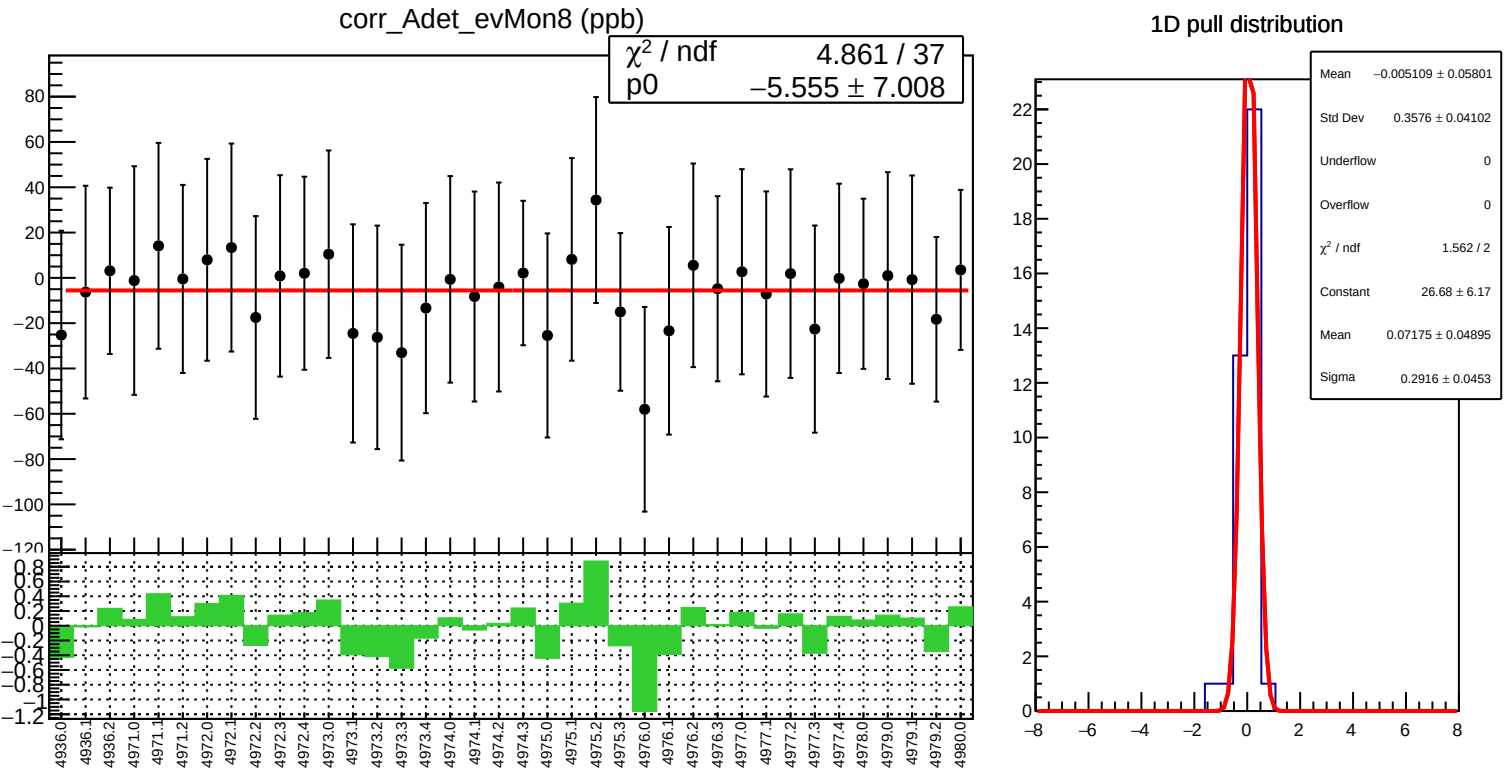
corr_Adet_evMon8 (ppb)
χ² / ndf 4.861 / 37
p0 −5.555 ± 7.008
1D pull distribution
Mean −0.005109 ± 0.05801
Std Dev 0.3576 ± 0.04102
Underflow 0
Overflow 0
χ² / ndf 1.562 / 2
Constant 26.68 ± 6.17
Mean 0.07175 ± 0.04895
Sigma 0.2916 ± 0.0453

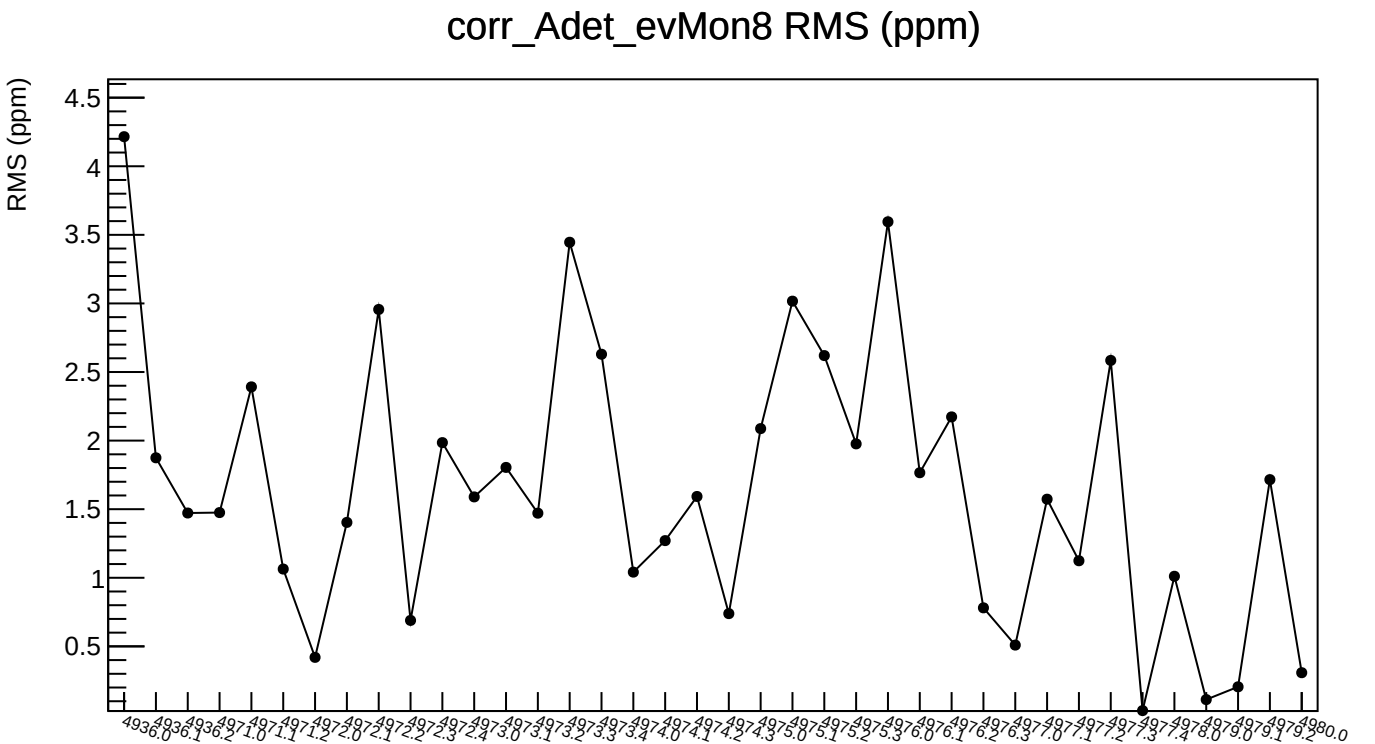
corr_Adet_evMon8 RMS (ppm)
RMS (ppm)
4.5
4
3.5
3
2.5
2
1.5
1
0.5
4936.0
4936.1
4936.2
4971.0
4971.1
4971.2
4972.0
4972.1
4972.2
4972.3
4972.4
4973.0
4973.1
4973.2
4973.3
4973.4
4974.0
4974.1
4974.2
4974.3
4975.0
4975.1
4975.2
4975.3
4976.0
4976.1
4976.2
4976.3
4977.0
4977.1
4977.2
4977.3
4977.4
4978.0
4979.0
4979.1
4979.2
4980.0

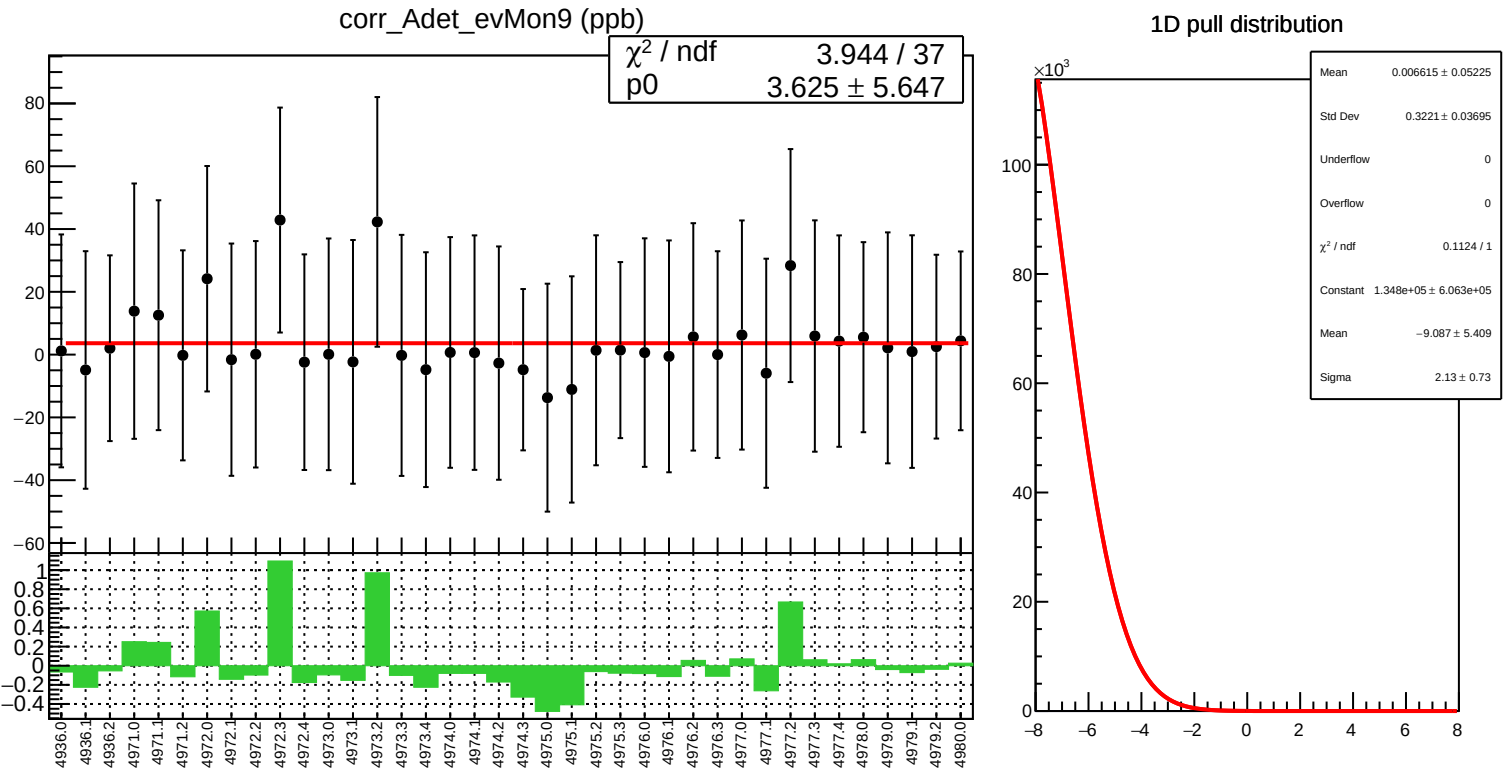
corr_Adet_evMon9 (ppb)
χ² / ndf 3.944 / 37
p0 3.625 ± 5.647
1D pull distribution
×10³
Mean 0.006615 ± 0.05225
Std Dev 0.3221 ± 0.03695
Underflow 0
Overflow 0
χ² / ndf 0.1124 / 1
Constant 1.348e+05 ± 6.063e+05
Mean −9.087 ± 5.409
Sigma 2.13 ± 0.73

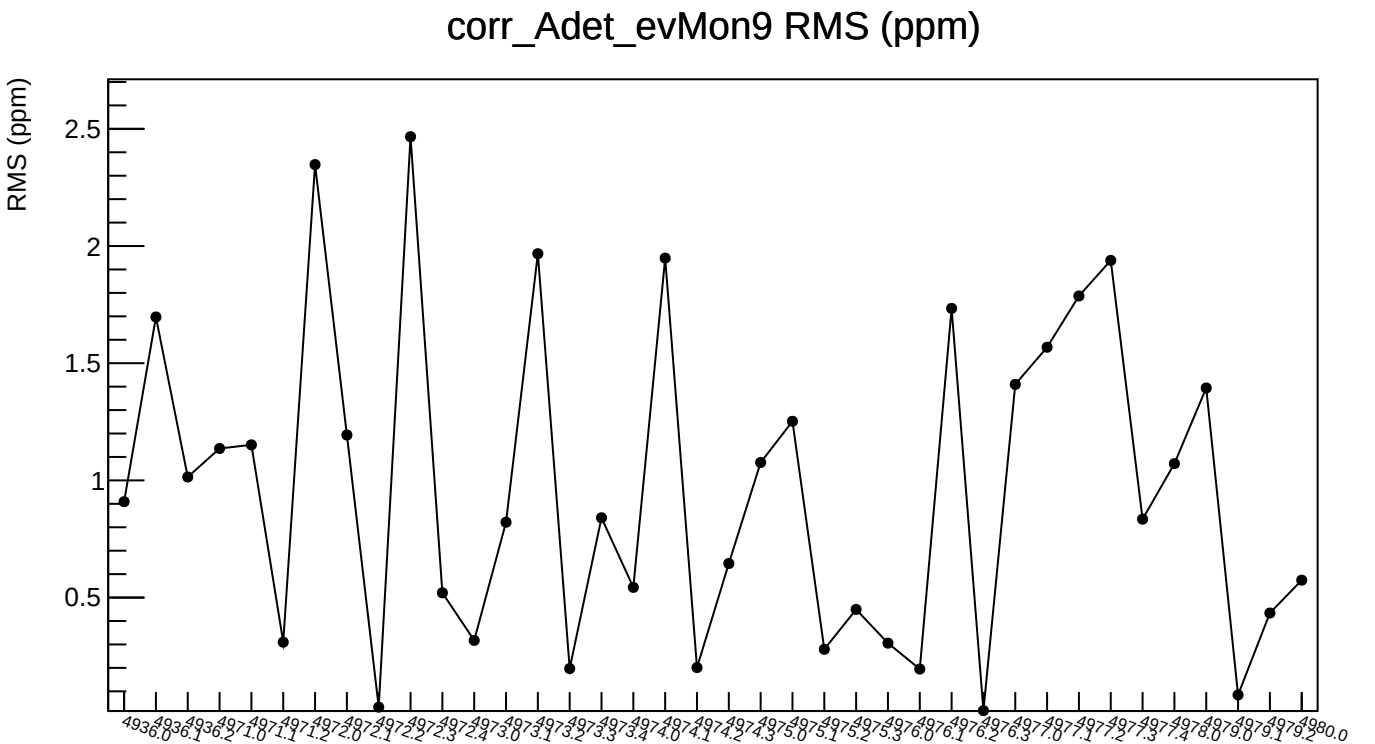
corr_Adet_evMon9 RMS (ppm)
RMS (ppm)
2.5
2
1.5
1
0.5
4936.0
4936.1
4936.2
4971.0
4971.1
4971.2
4972.0
4972.1
4972.2
4972.3
4972.4
4973.0
4973.1
4973.2
4973.3
4973.4
4974.0
4974.1
4974.2
4974.3
4975.0
4975.1
4975.2
4975.3
4976.0
4976.1
4976.2
4976.3
4977.0
4977.1
4977.2
4977.3
4977.4
4978.0
4979.0
4979.1
4979.2
4980.0

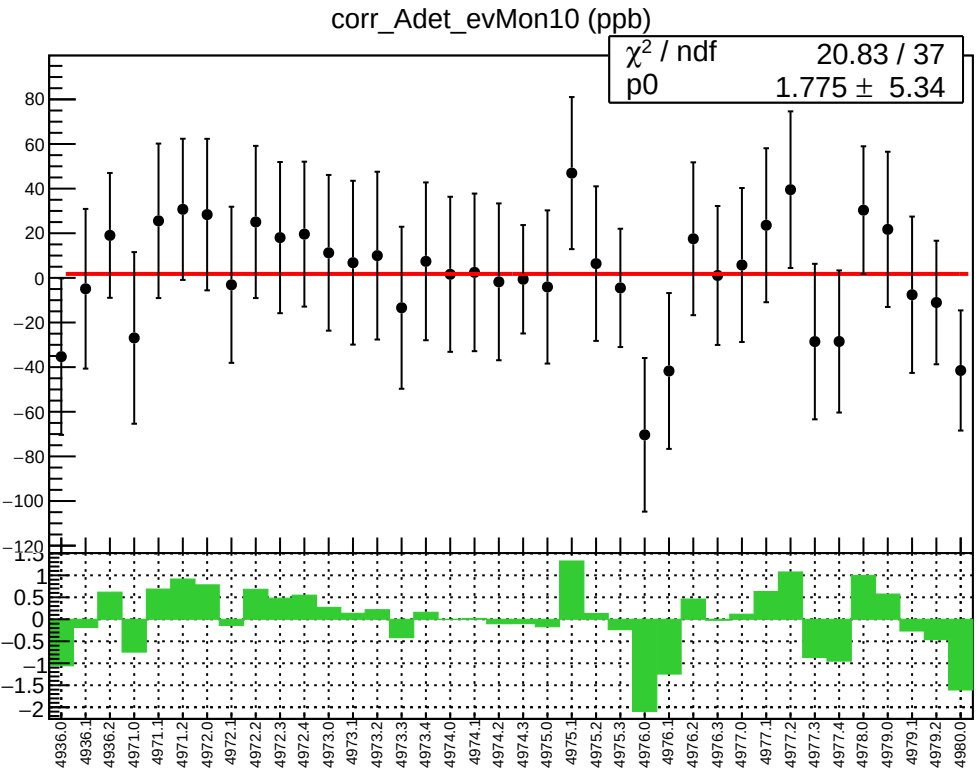
corr_Adet_evMon10 (ppb)
χ² / ndf 20.83 / 37
p0 1.775 ± 5.34
80
60
40
20
0
−20
−40
−60
−80
−100
−120
1.5
1
0.5
0
−0.5
−1
−1.5
−2
4936.0
4936.1
4936.2
4971.0
4971.1
4971.2
4972.0
4972.1
4972.2
4972.3
4972.4
4973.0
4973.1
4973.2
4973.3
4973.4
4974.0
4974.1
4974.2
4974.3
4975.0
4975.1
4975.2
4975.3
4976.0
4976.1
4976.2
4976.3
4977.0
4977.1
4977.2
4977.3
4977.4
4978.0
4979.0
4979.1
4979.2
4980.0

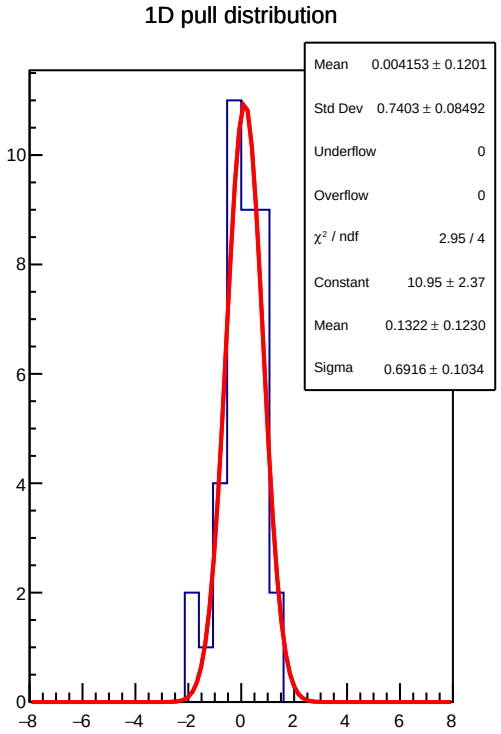
1D pull distribution
Mean 0.004153 ± 0.1201
Std Dev 0.7403 ± 0.08492
Underflow 0
Overflow 0
χ² / ndf 2.95 / 4
Constant 10.95 ± 2.37
Mean 0.1322 ± 0.1230
Sigma 0.6916 ± 0.1034
10
8
6
4
2
0
−8
−6
−4
−2
0
2
4
6
8

corr_Adet_evMon10 RMS (ppm)

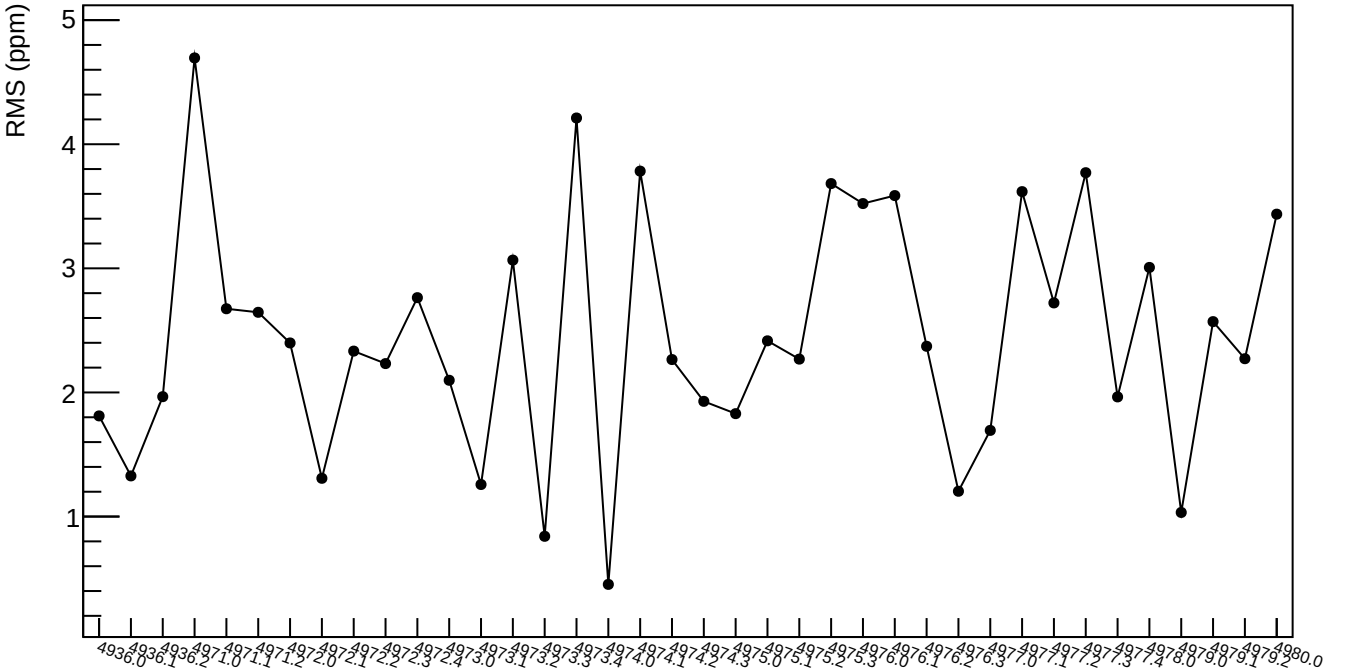

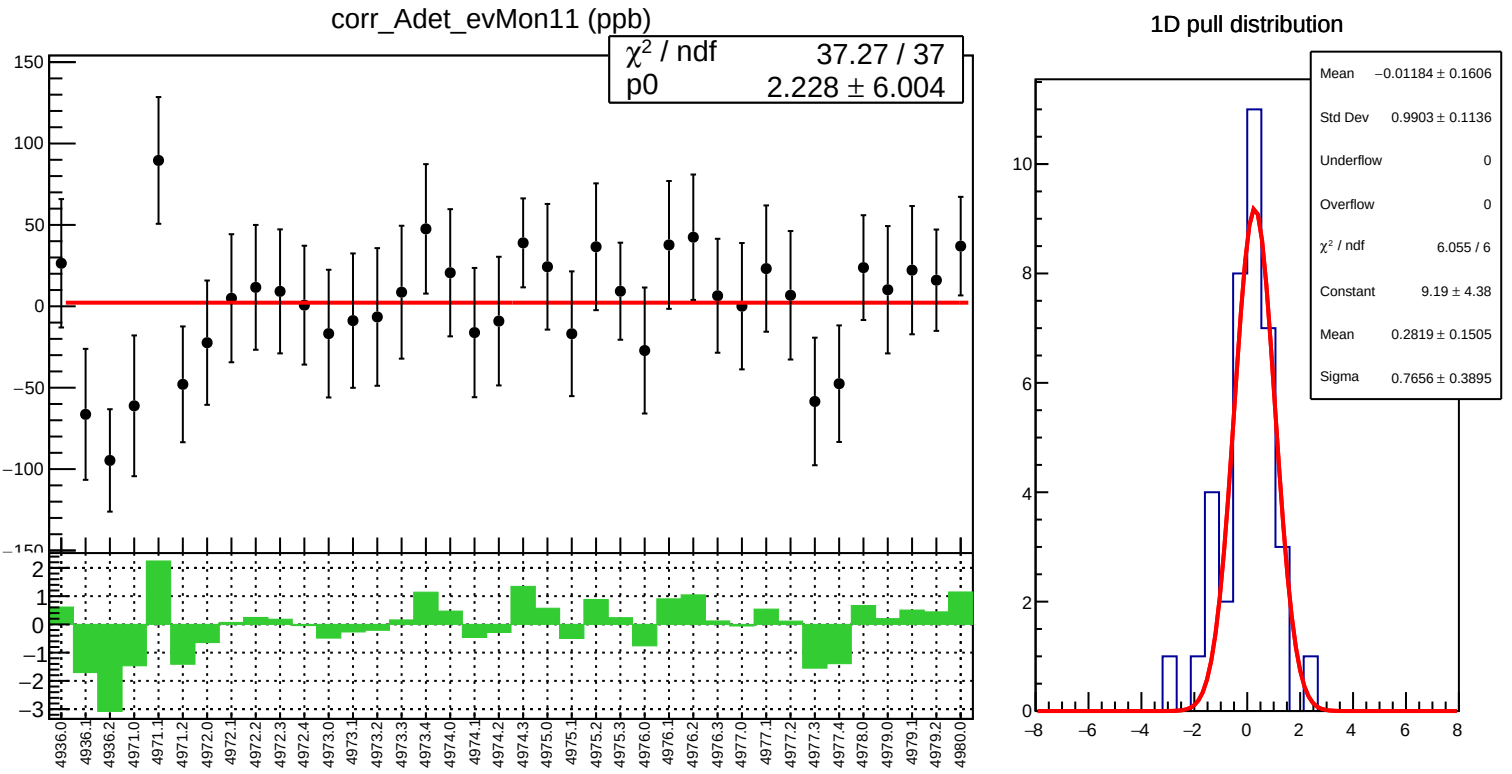
corr_Adet_evMon11 (ppb)
χ² / ndf 37.27 / 37
p0 2.228 ± 6.004
1D pull distribution
Mean −0.01184 ± 0.1606
Std Dev 0.9903 ± 0.1136
Underflow 0
Overflow 0
χ² / ndf 6.055 / 6
Constant 9.19 ± 4.38
Mean 0.2819 ± 0.1505
Sigma 0.7656 ± 0.3895

corr_Adet_evMon11 RMS (ppm)

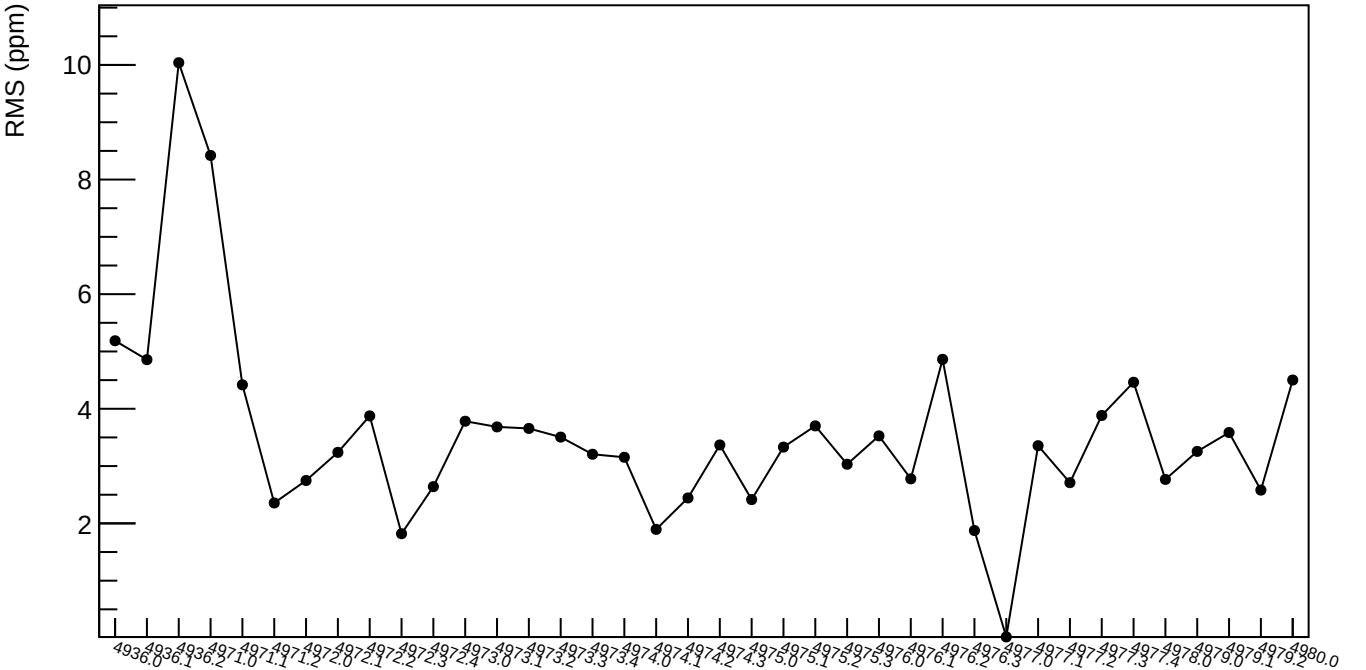

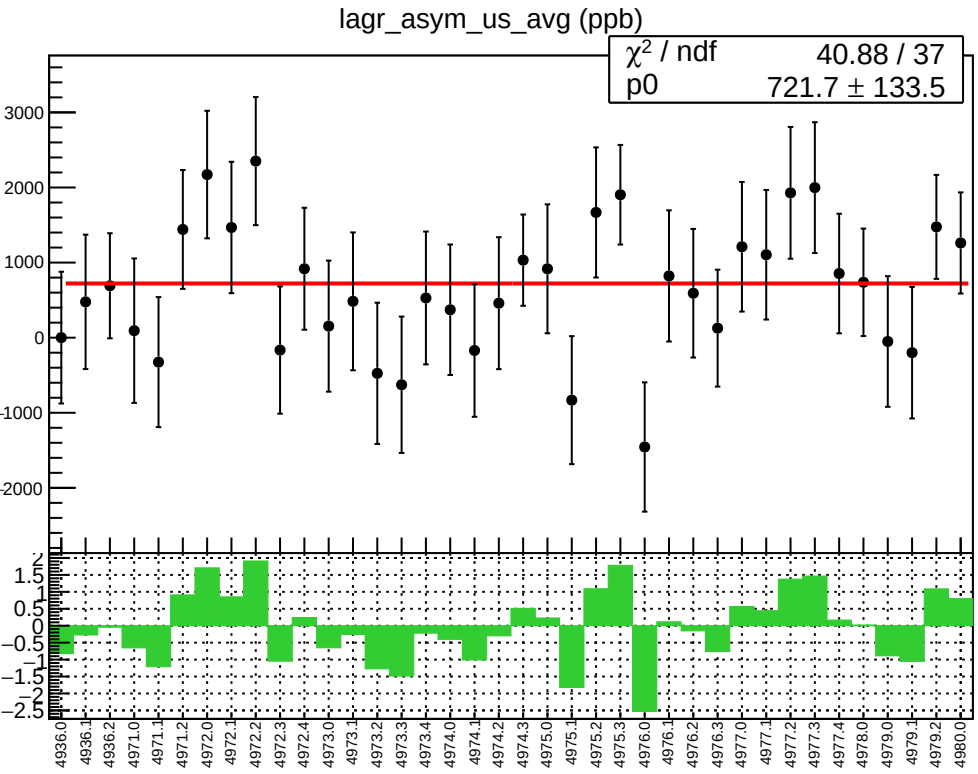
lagr_asym_us_avg (ppb)
χ² / ndf 40.88 / 37
p0 721.7 ± 133.5
3000
2000
1000
0
-1000
-2000
2
1.5
1
0.5
0
−0.5
−1
−1.5
−2
−2.5
4936.0
4936.1
4936.2
4971.0
4971.1
4971.2
4972.0
4972.1
4972.2
4972.3
4972.4
4973.0
4973.1
4973.2
4973.3
4973.4
4974.0
4974.1
4974.2
4974.3
4975.0
4975.1
4975.2
4975.3
4976.0
4976.1
4976.2
4976.3
4977.0
4977.1
4977.2
4977.3
4977.4
4978.0
4979.0
4979.1
4979.2
4980.0

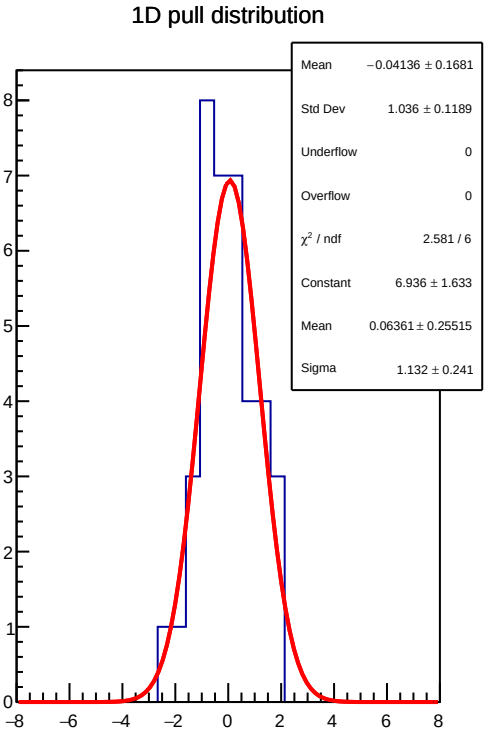
1D pull distribution
Mean −0.04136 ± 0.1681
Std Dev 1.036 ± 0.1189
Underflow 0
Overflow 0
χ² / ndf 2.581 / 6
Constant 6.936 ± 1.633
Mean 0.06361 ± 0.25515
Sigma 1.132 ± 0.241
8
7
6
5
4
3
2
1
0
−8
−6
−4
−2
0
2
4
6
8

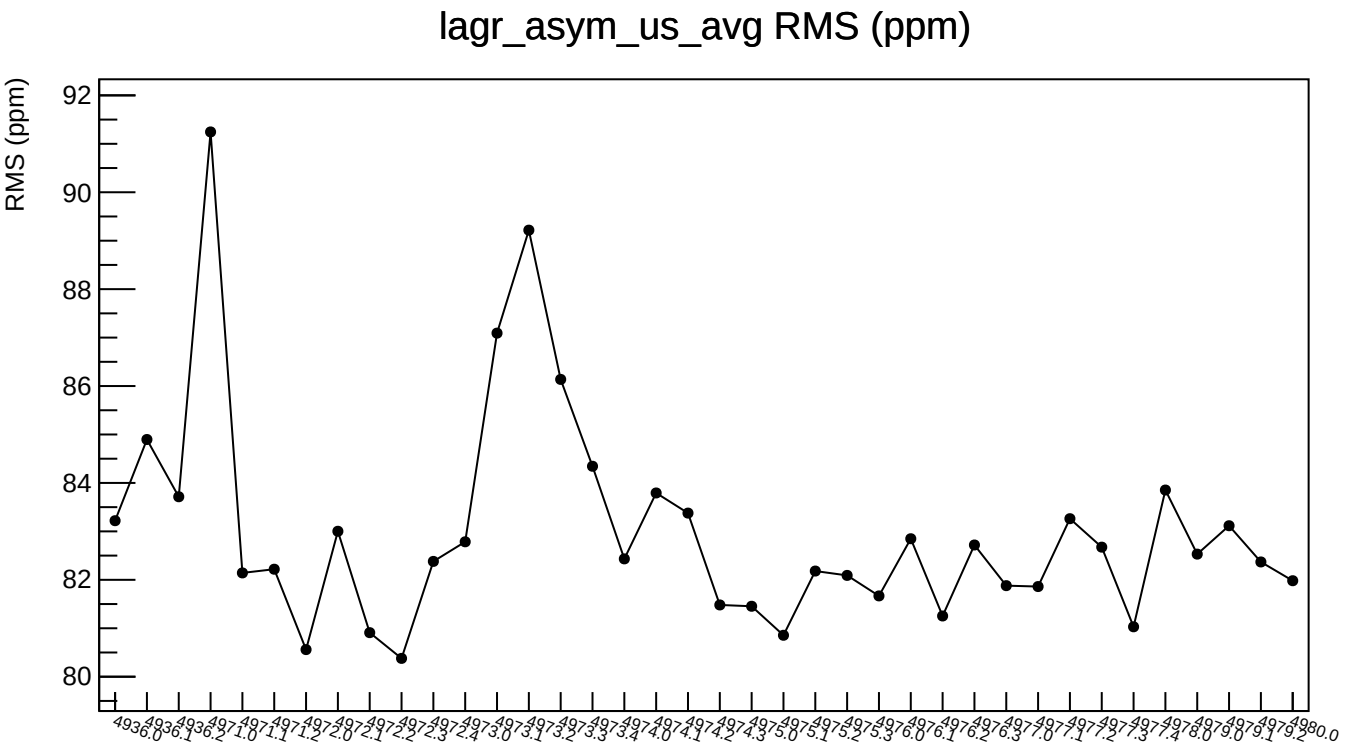
lagr_asym_us_avg RMS (ppm)
RMS (ppm)
92
90
88
86
84
82
80
4936.0
4936.1
4936.2
4971.0
4971.1
4971.2
4972.0
4972.1
4972.2
4972.3
4972.4
4973.0
4973.1
4973.2
4973.3
4973.4
4974.0
4974.1
4974.2
4974.3
4975.0
4975.1
4975.2
4975.3
4976.0
4976.1
4976.2
4976.3
4977.0
4977.1
4977.2
4977.3
4977.4
4978.0
4979.0
4979.1
4979.2
4980.0

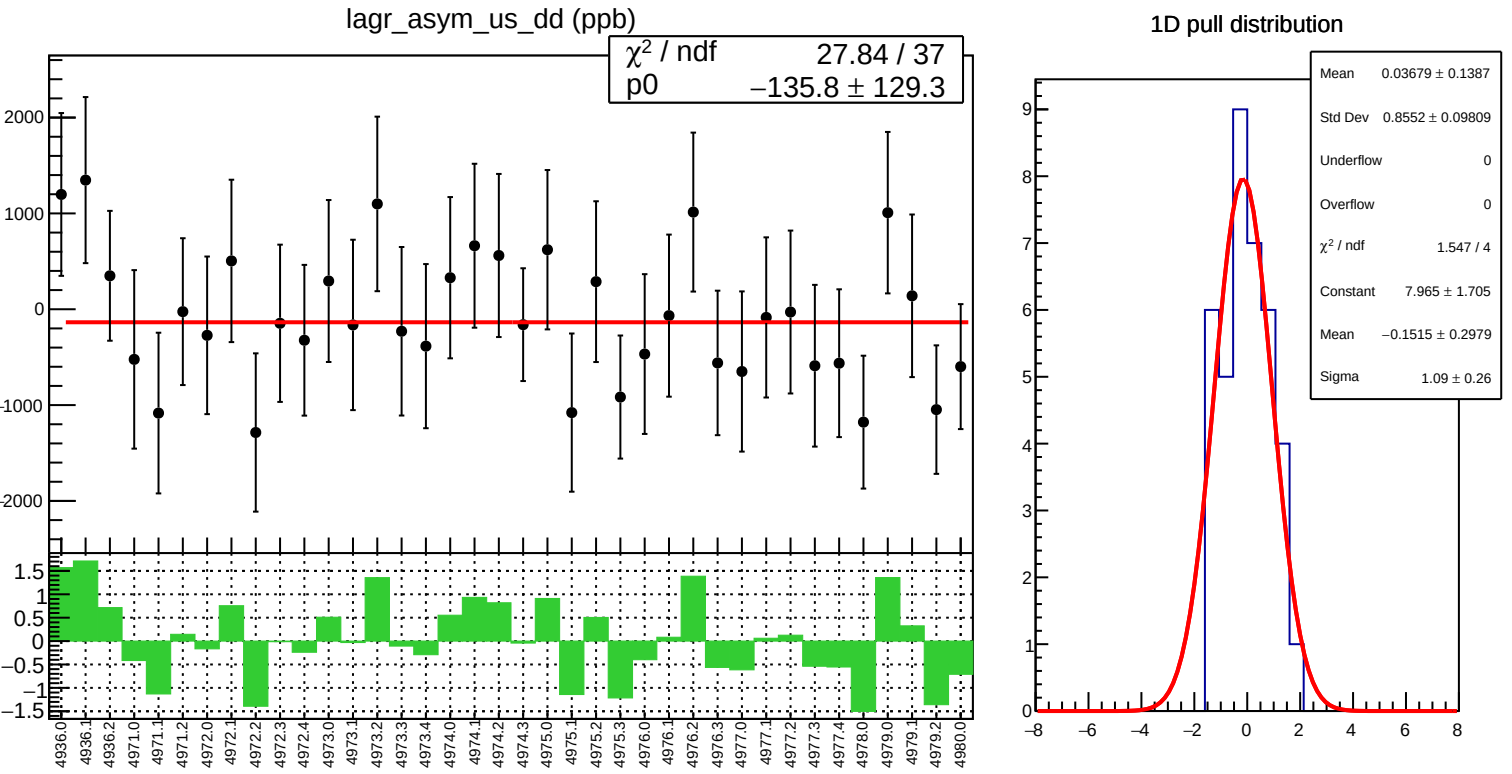
lagr_asym_us_dd (ppb)
χ² / ndf 27.84 / 37
p0 −135.8 ± 129.3
1D pull distribution
Mean 0.03679 ± 0.1387
Std Dev 0.8552 ± 0.09809
Underflow 0
Overflow 0
χ² / ndf 1.547 / 4
Constant 7.965 ± 1.705
Mean −0.1515 ± 0.2979
Sigma 1.09 ± 0.26

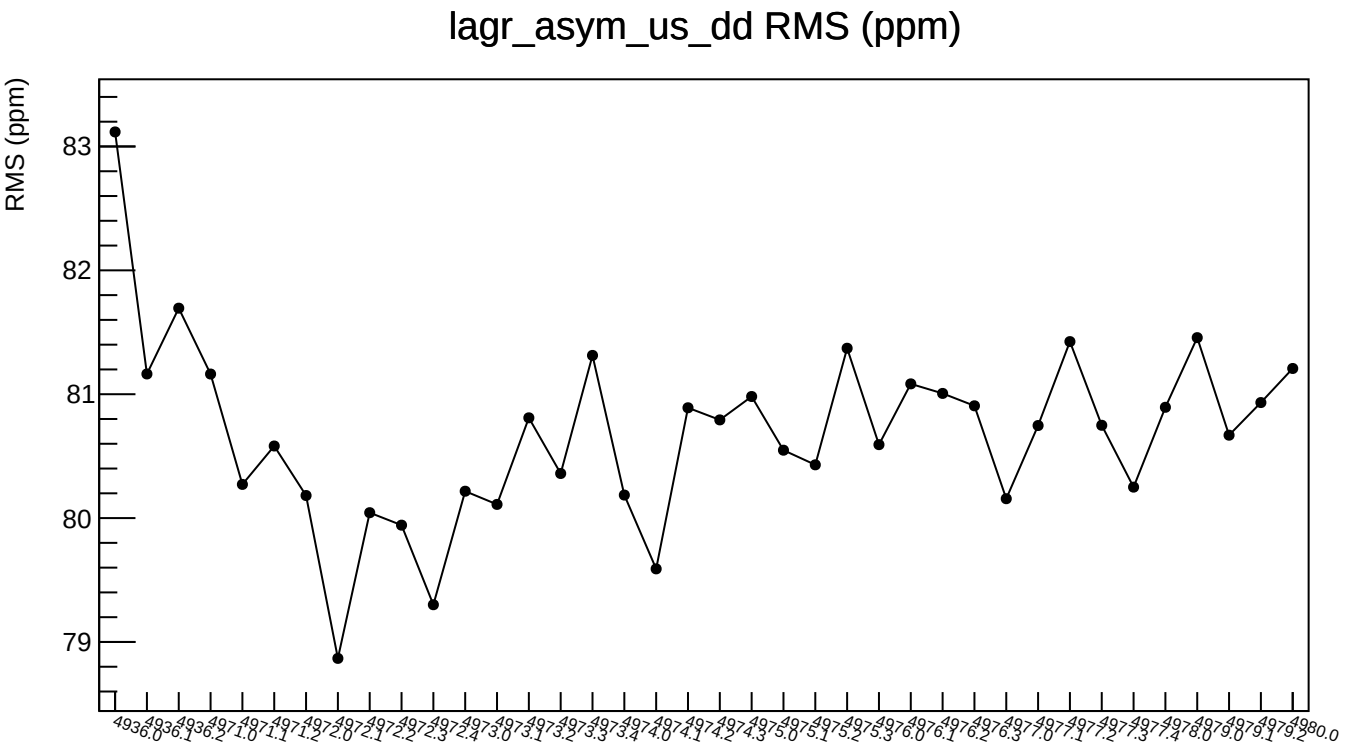
lagr_asym_us_dd RMS (ppm)
RMS (ppm)
83
82
81
80
79
4936.0
4936.1
4936.2
4971.0
4971.1
4971.2
4972.0
4972.1
4972.2
4972.3
4972.4
4973.0
4973.1
4973.2
4973.3
4973.4
4974.0
4974.1
4974.2
4974.3
4975.0
4975.1
4975.2
4975.3
4976.0
4976.1
4976.2
4976.3
4977.0
4977.1
4977.2
4977.3
4977.4
4978.0
4979.0
4979.1
4979.2
4980.0

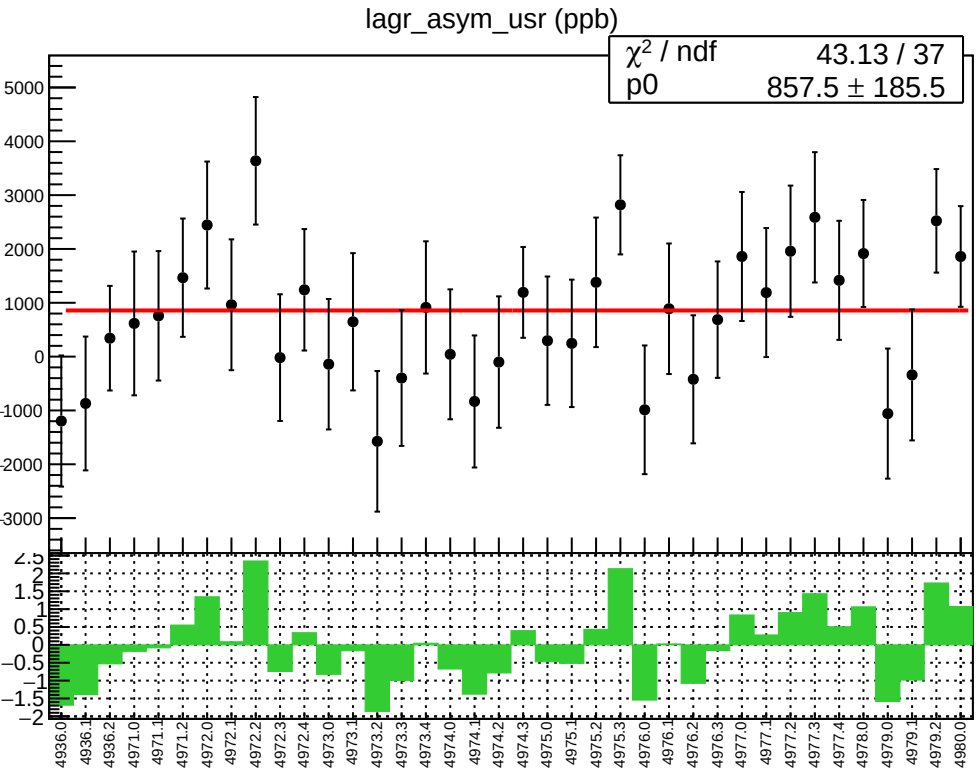
lagr_asym_usr (ppb)
χ² / ndf 43.13 / 37
p0 857.5 ± 185.5

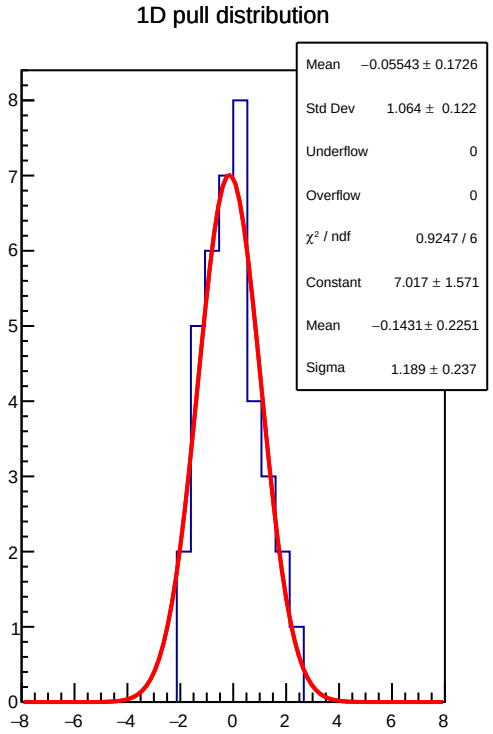
1D pull distribution
Mean −0.05543 ± 0.1726
Std Dev 1.064 ± 0.122
Underflow 0
Overflow 0
χ² / ndf 0.9247 / 6
Constant 7.017 ± 1.571
Mean −0.1431 ± 0.2251
Sigma 1.189 ± 0.237

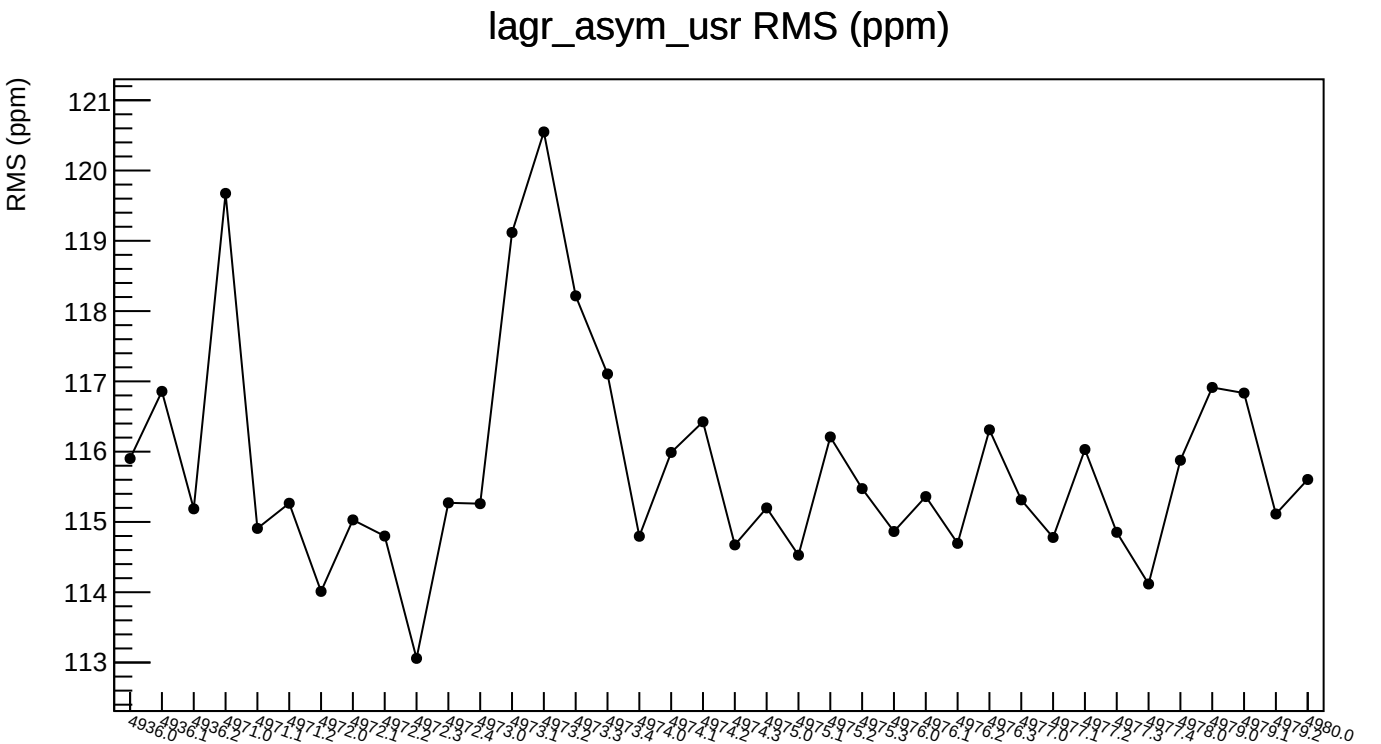
lagr_asym_usr RMS (ppm)
RMS (ppm)
121
120
119
118
117
116
115
114
113
4936.0
4936.1
4936.2
4971.0
4971.1
4971.2
4972.0
4972.1
4972.2
4972.3
4972.4
4973.0
4973.1
4973.2
4973.3
4973.4
4974.0
4974.1
4974.2
4974.3
4975.0
4975.1
4975.2
4975.3
4976.0
4976.1
4976.2
4976.3
4977.0
4977.1
4977.2
4977.3
4977.4
4978.0
4979.0
4979.1
4979.2
4980.0

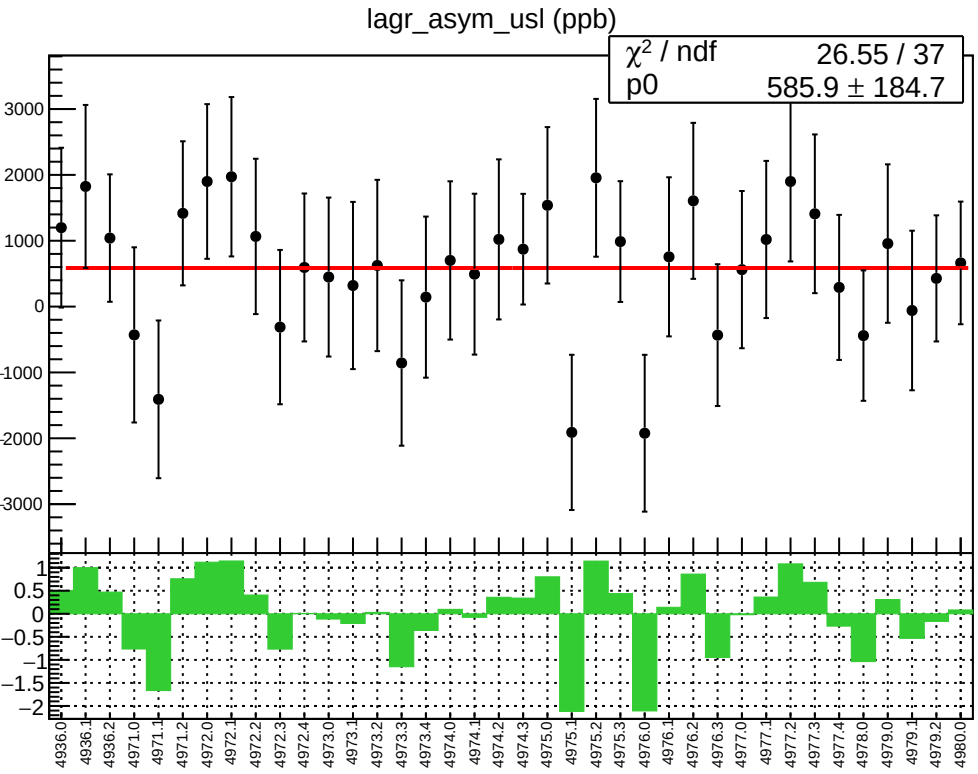
lagr_asym_usl (ppb)
χ² / ndf 26.55 / 37
p0 585.9 ± 184.7
3000
2000
1000
0
-1000
-2000
-3000
1
0.5
0
−0.5
−1
−1.5
−2
4936.0
4936.1
4936.2
4971.0
4971.1
4971.2
4972.0
4972.1
4972.2
4972.3
4972.4
4973.0
4973.1
4973.2
4973.3
4973.4
4974.0
4974.1
4974.2
4974.3
4975.0
4975.1
4975.2
4975.3
4976.0
4976.1
4976.2
4976.3
4977.0
4977.1
4977.2
4977.3
4977.4
4978.0
4979.0
4979.1
4979.2
4980.0

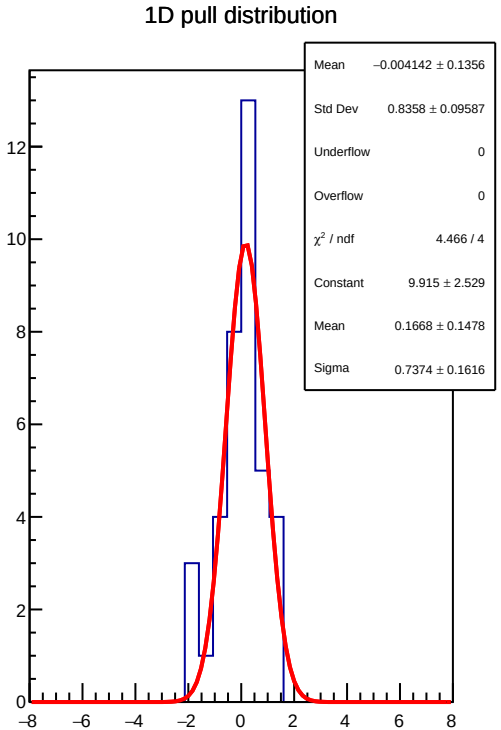
1D pull distribution
Mean −0.004142 ± 0.1356
Std Dev 0.8358 ± 0.09587
Underflow 0
Overflow 0
χ² / ndf 4.466 / 4
Constant 9.915 ± 2.529
Mean 0.1668 ± 0.1478
Sigma 0.7374 ± 0.1616
12
10
8
6
4
2
0
−8
−6
−4
−2
0
2
4
6
8

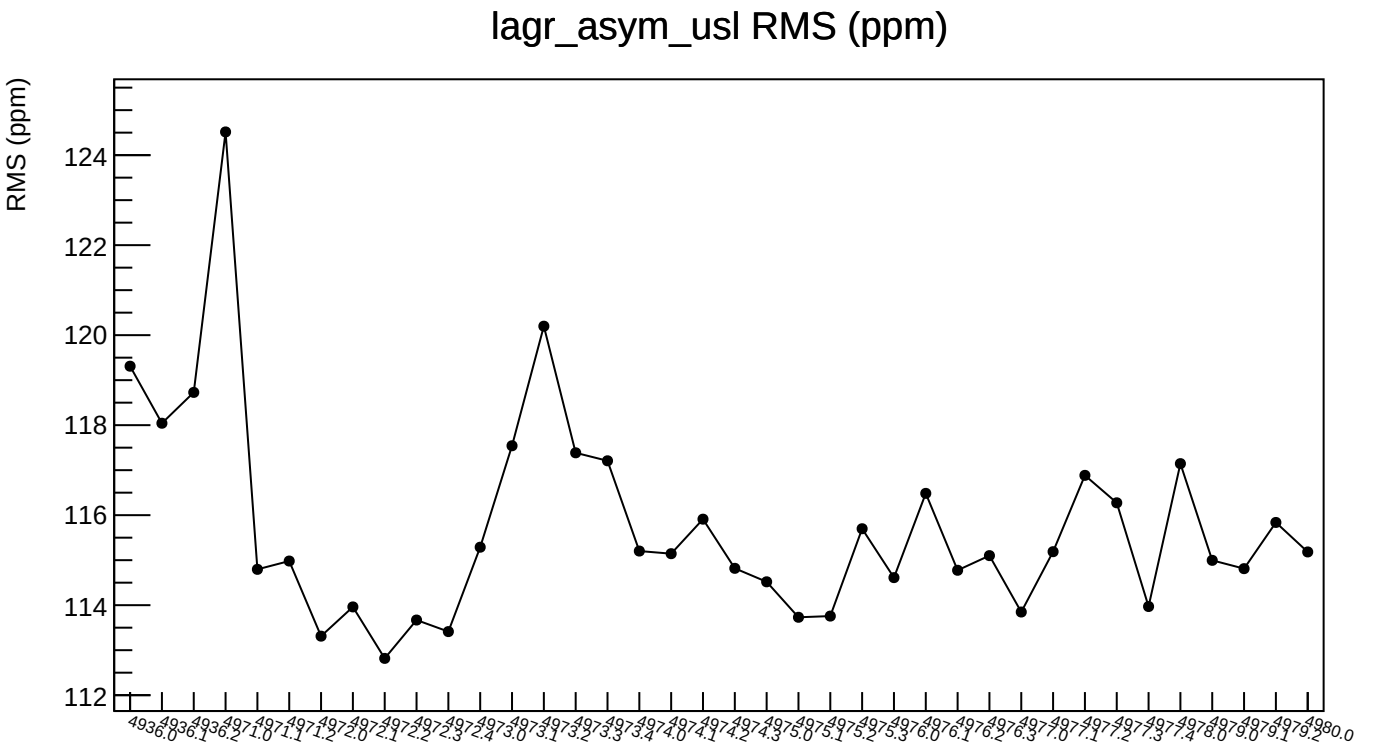
lagr_asym_usl RMS (ppm)
RMS (ppm)
124
122
120
118
116
114
112
4936.0
4936.1
4936.2
4971.0
4971.1
4971.2
4972.0
4972.1
4972.2
4972.3
4972.4
4973.0
4973.1
4973.2
4973.3
4973.4
4974.0
4974.1
4974.2
4974.3
4975.0
4975.1
4975.2
4975.3
4976.0
4976.1
4976.2
4976.3
4977.0
4977.1
4977.2
4977.3
4977.4
4978.0
4979.0
4979.1
4979.2
4980.0

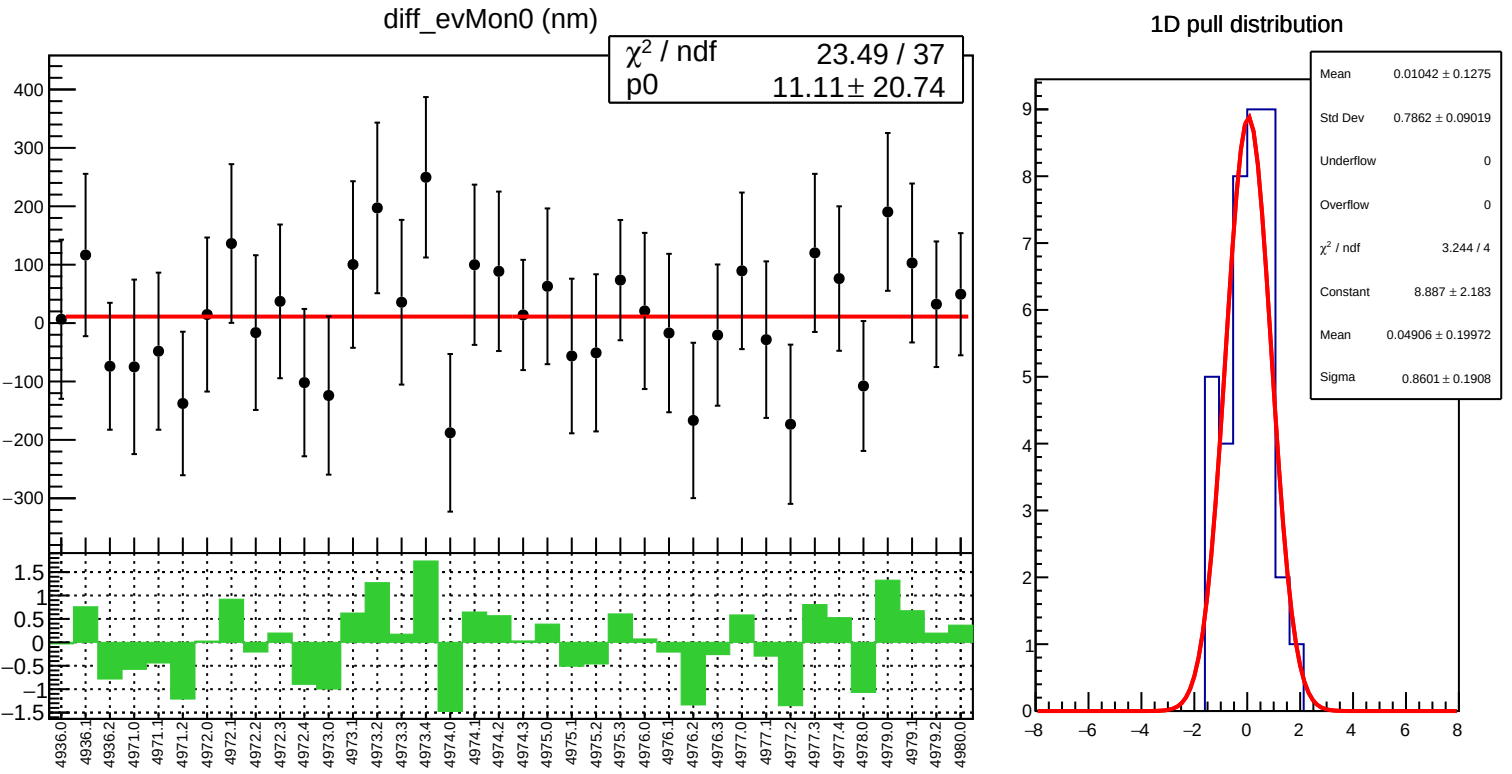
diff_evMon0 (nm)
χ² / ndf 23.49 / 37
p0 11.11 ± 20.74
1D pull distribution
Mean 0.01042 ± 0.1275
Std Dev 0.7862 ± 0.09019
Underflow 0
Overflow 0
χ² / ndf 3.244 / 4
Constant 8.887 ± 2.183
Mean 0.04906 ± 0.19972
Sigma 0.8601 ± 0.1908

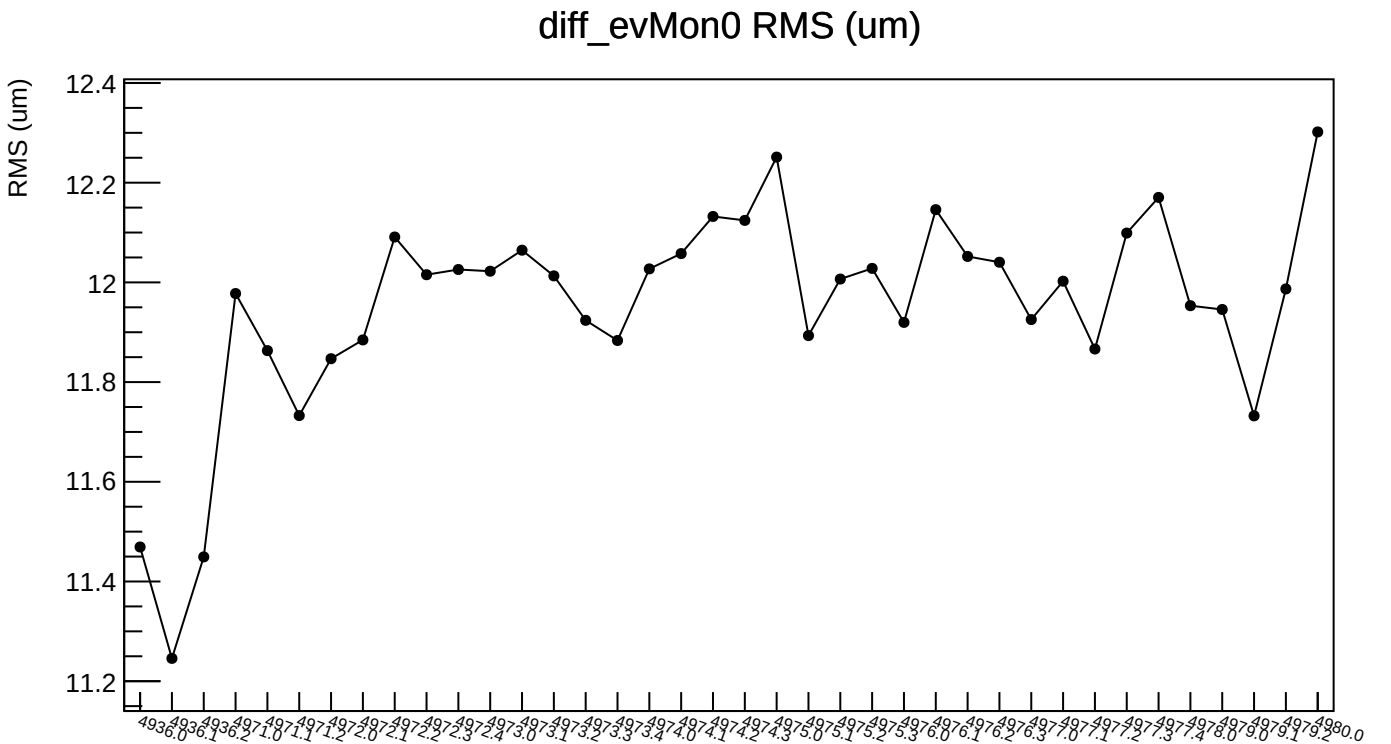
diff_evMon0 RMS (um)
RMS (um)
12.4
12.2
12
11.8
11.6
11.4
11.2
4936.0
4936.1
4936.2
4971.0
4971.1
4971.2
4972.0
4972.1
4972.2
4972.3
4972.4
4973.0
4973.1
4973.2
4973.3
4973.4
4974.0
4974.1
4974.2
4974.3
4975.0
4975.1
4975.2
4975.3
4976.0
4976.1
4976.2
4976.3
4977.0
4977.1
4977.2
4977.3
4977.4
4978.0
4979.0
4979.1
4979.2
4980.0

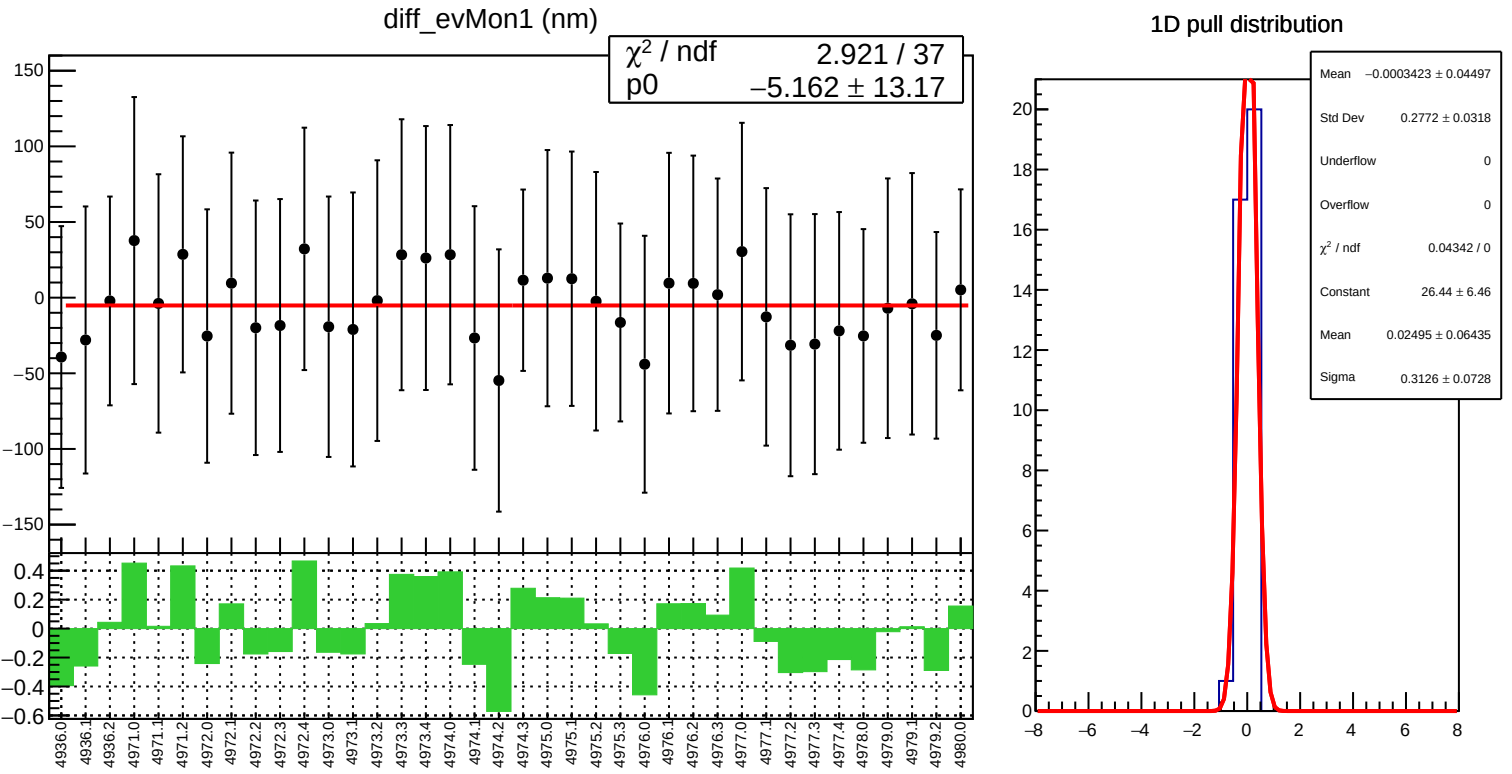
diff_evMon1 (nm)
χ² / ndf 2.921 / 37
p0 −5.162 ± 13.17
1D pull distribution
Mean −0.0003423 ± 0.04497
Std Dev 0.2772 ± 0.0318
Underflow 0
Overflow 0
χ² / ndf 0.04342 / 0
Constant 26.44 ± 6.46
Mean 0.02495 ± 0.06435
Sigma 0.3126 ± 0.0728

diff_evMon1 RMS (um)

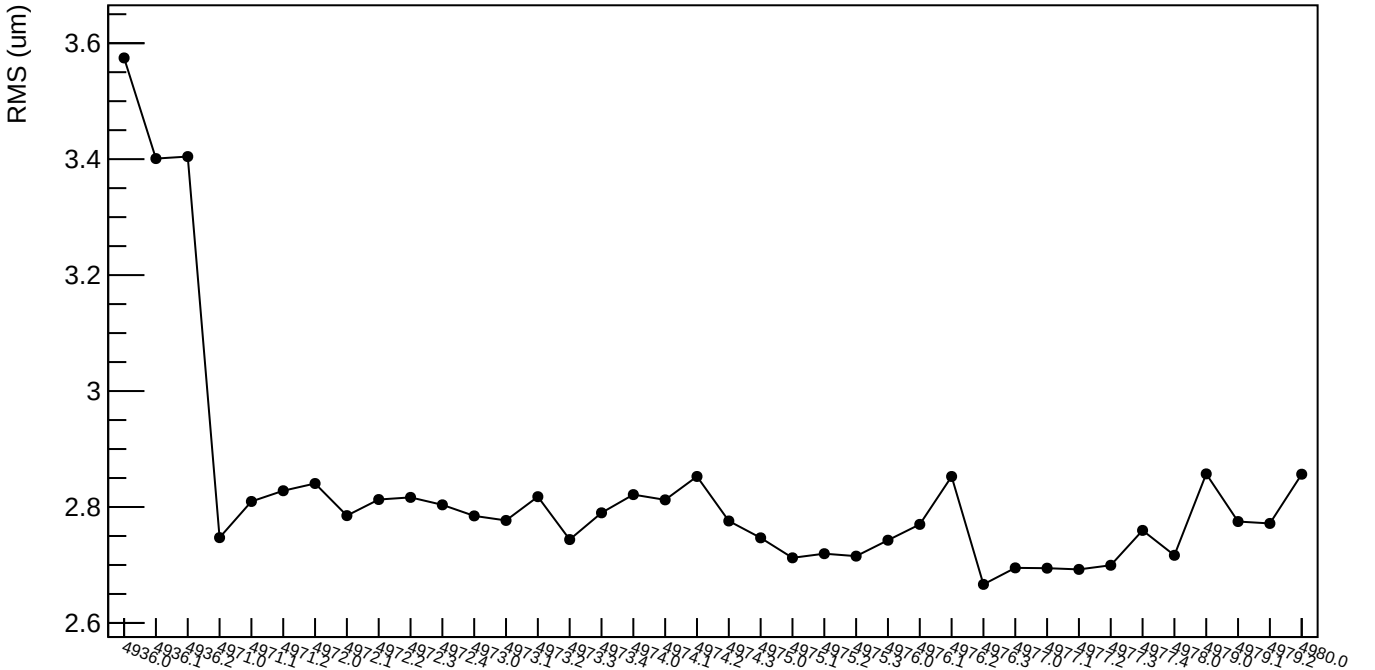

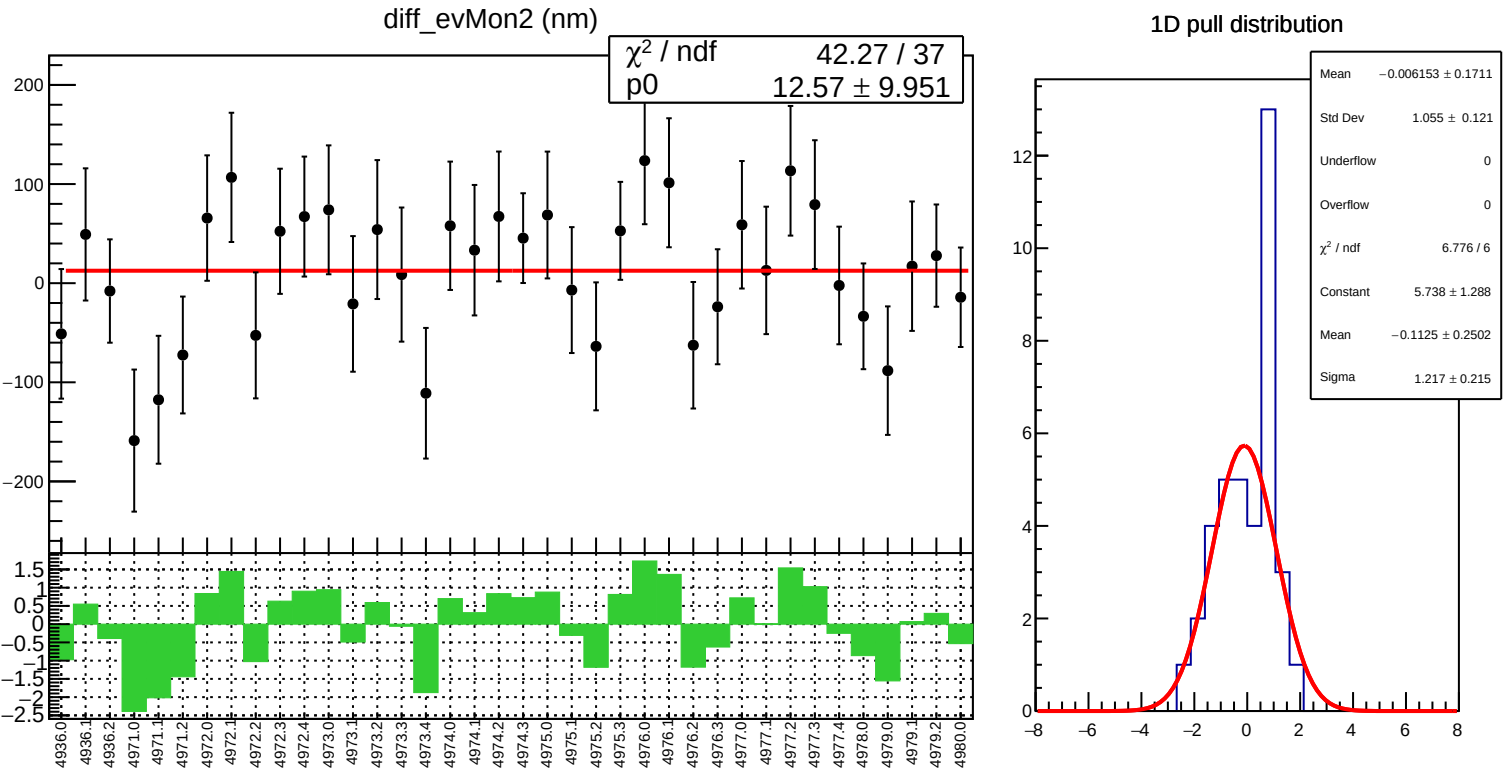
diff_evMon2 (nm)
χ² / ndf 42.27 / 37
p0 12.57 ± 9.951
1D pull distribution
Mean −0.006153 ± 0.1711
Std Dev 1.055 ± 0.121
Underflow 0
Overflow 0
χ² / ndf 6.776 / 6
Constant 5.738 ± 1.288
Mean −0.1125 ± 0.2502
Sigma 1.217 ± 0.215

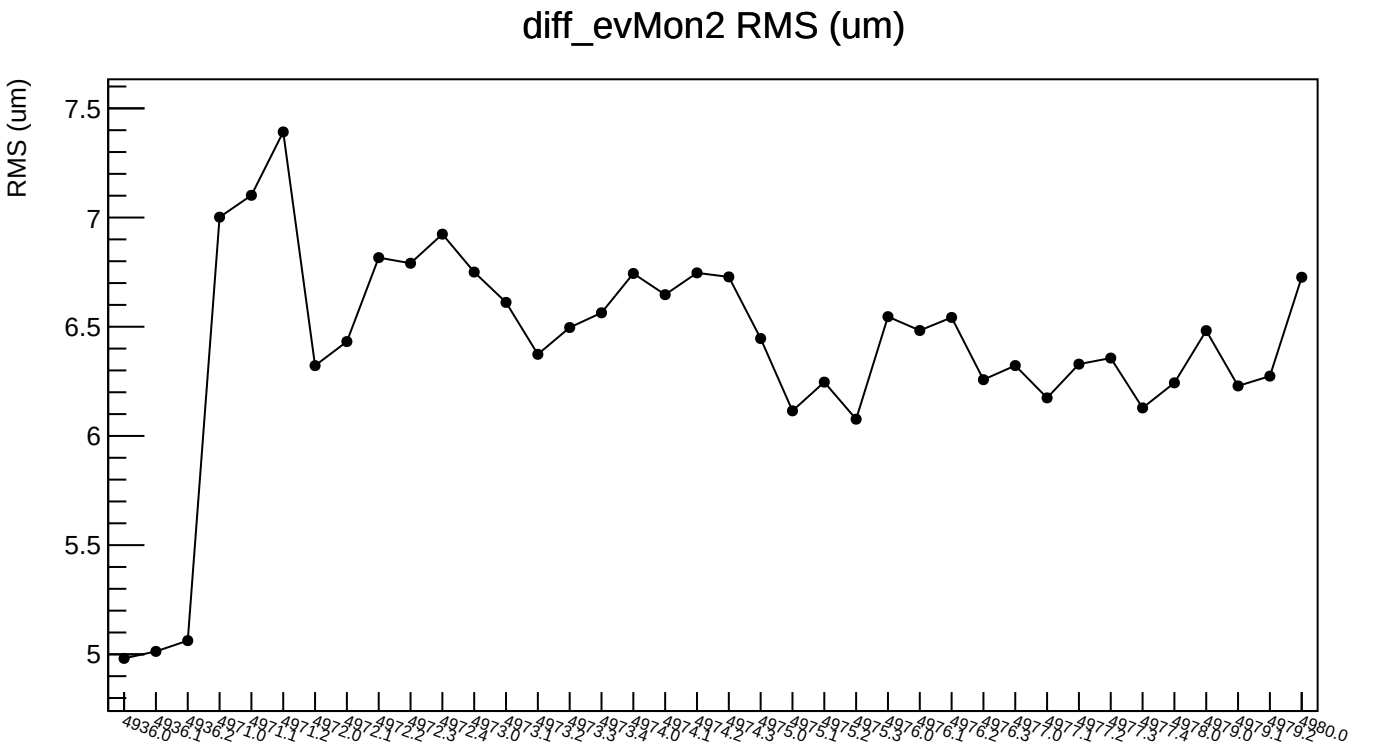
diff_evMon2 RMS (um)
RMS (um)
7.5
7
6.5
6
5.5
5
4936.0
4936.1
4936.2
4971.0
4971.1
4971.2
4972.0
4972.1
4972.2
4972.3
4972.4
4973.0
4973.1
4973.2
4973.3
4973.4
4974.0
4974.1
4974.2
4974.3
4975.0
4975.1
4975.2
4975.3
4976.0
4976.1
4976.2
4976.3
4977.0
4977.1
4977.2
4977.3
4977.4
4978.0
4979.0
4979.1
4979.2
4980.0

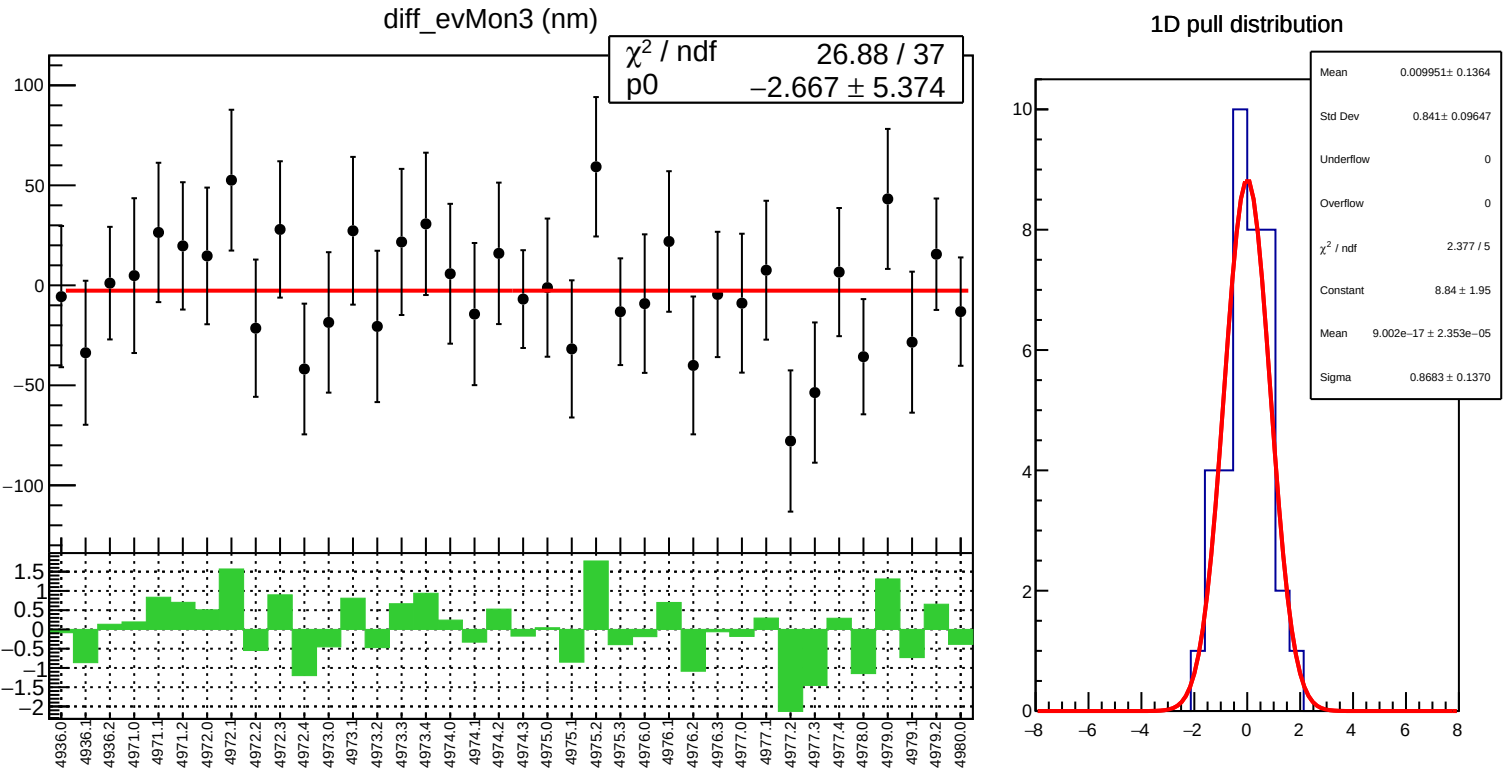
diff_evMon3 (nm)
χ² / ndf 26.88 / 37
p0 −2.667 ± 5.374
1D pull distribution
Mean 0.009951± 0.1364
Std Dev 0.841± 0.09647
Underflow 0
Overflow 0
χ² / ndf 2.377 / 5
Constant 8.84 ± 1.95
Mean 9.002e−17 ± 2.353e−05
Sigma 0.8683 ± 0.1370

diff_evMon3 RMS (um)

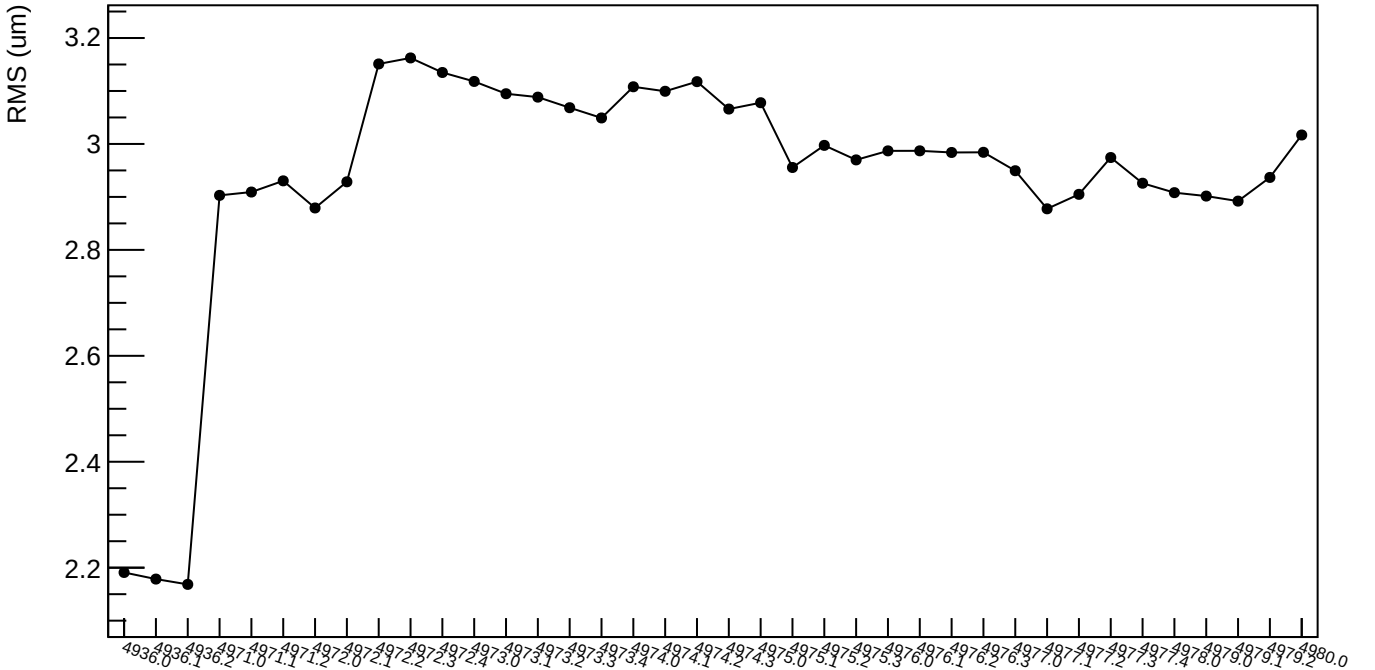

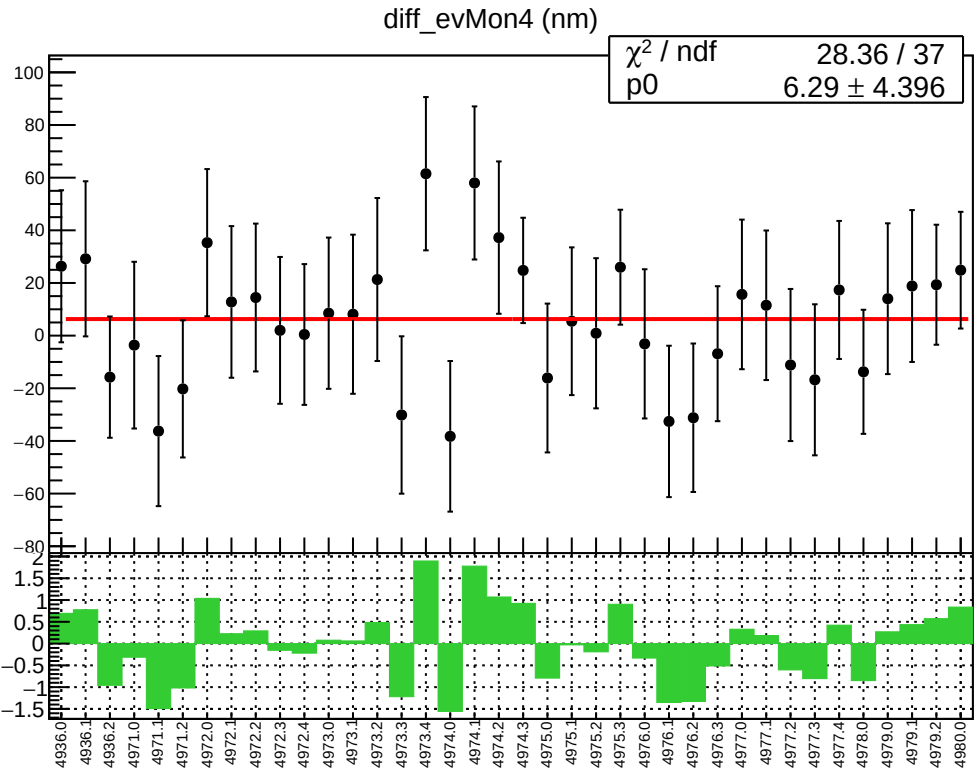
diff_evMon4 (nm)
χ² / ndf 28.36 / 37
p0 6.29 ± 4.396
100
80
60
40
20
0
−20
−40
−60
−80
2
1.5
1
0.5
0
−0.5
−1
−1.5
4936.0
4936.1
4936.2
4971.0
4971.1
4971.2
4972.0
4972.1
4972.2
4972.3
4972.4
4973.0
4973.1
4973.2
4973.3
4973.4
4974.0
4974.1
4974.2
4974.3
4975.0
4975.1
4975.2
4975.3
4976.0
4976.1
4976.2
4976.3
4977.0
4977.1
4977.2
4977.3
4977.4
4978.0
4979.0
4979.1
4979.2
4980.0

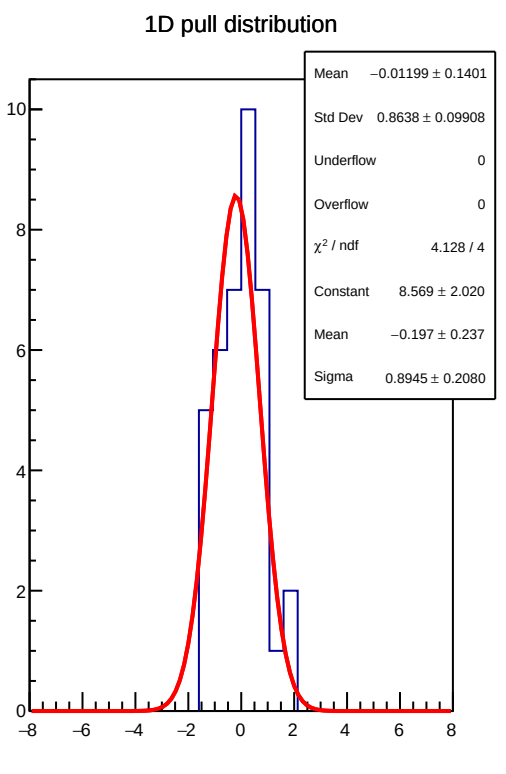
1D pull distribution
Mean −0.01199 ± 0.1401
Std Dev 0.8638 ± 0.09908
Underflow 0
Overflow 0
χ² / ndf 4.128 / 4
Constant 8.569 ± 2.020
Mean −0.197 ± 0.237
Sigma 0.8945 ± 0.2080
10
8
6
4
2
0
−8
−6
−4
−2
0
2
4
6
8

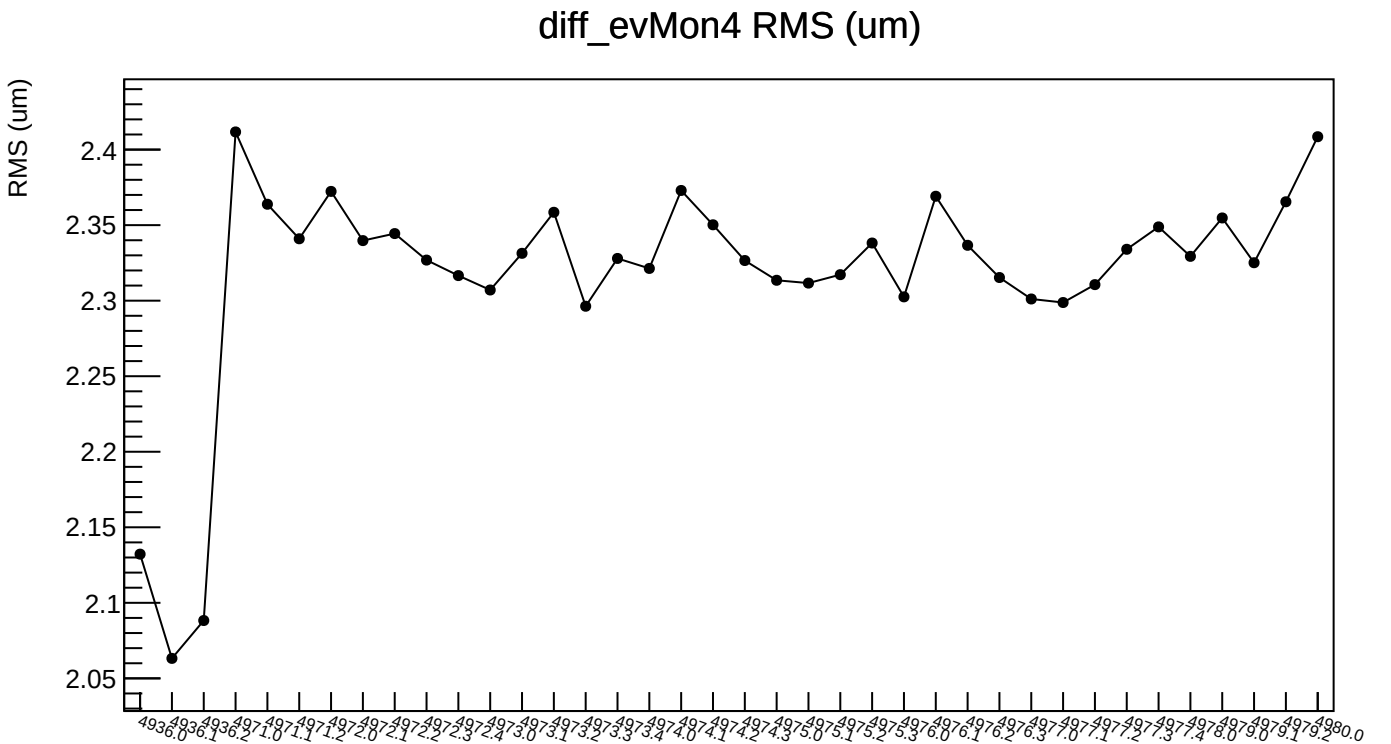
diff_evMon4 RMS (um)
RMS (um)
2.4
2.35
2.3
2.25
2.2
2.15
2.1
2.05
4936.0
4936.1
4936.2
4971.0
4971.1
4971.2
4972.0
4972.1
4972.2
4972.3
4972.4
4973.0
4973.1
4973.2
4973.3
4973.4
4974.0
4974.1
4974.2
4974.3
4975.0
4975.1
4975.2
4975.3
4976.0
4976.1
4976.2
4976.3
4977.0
4977.1
4977.2
4977.3
4977.4
4978.0
4979.0
4979.1
4979.2
4980.0

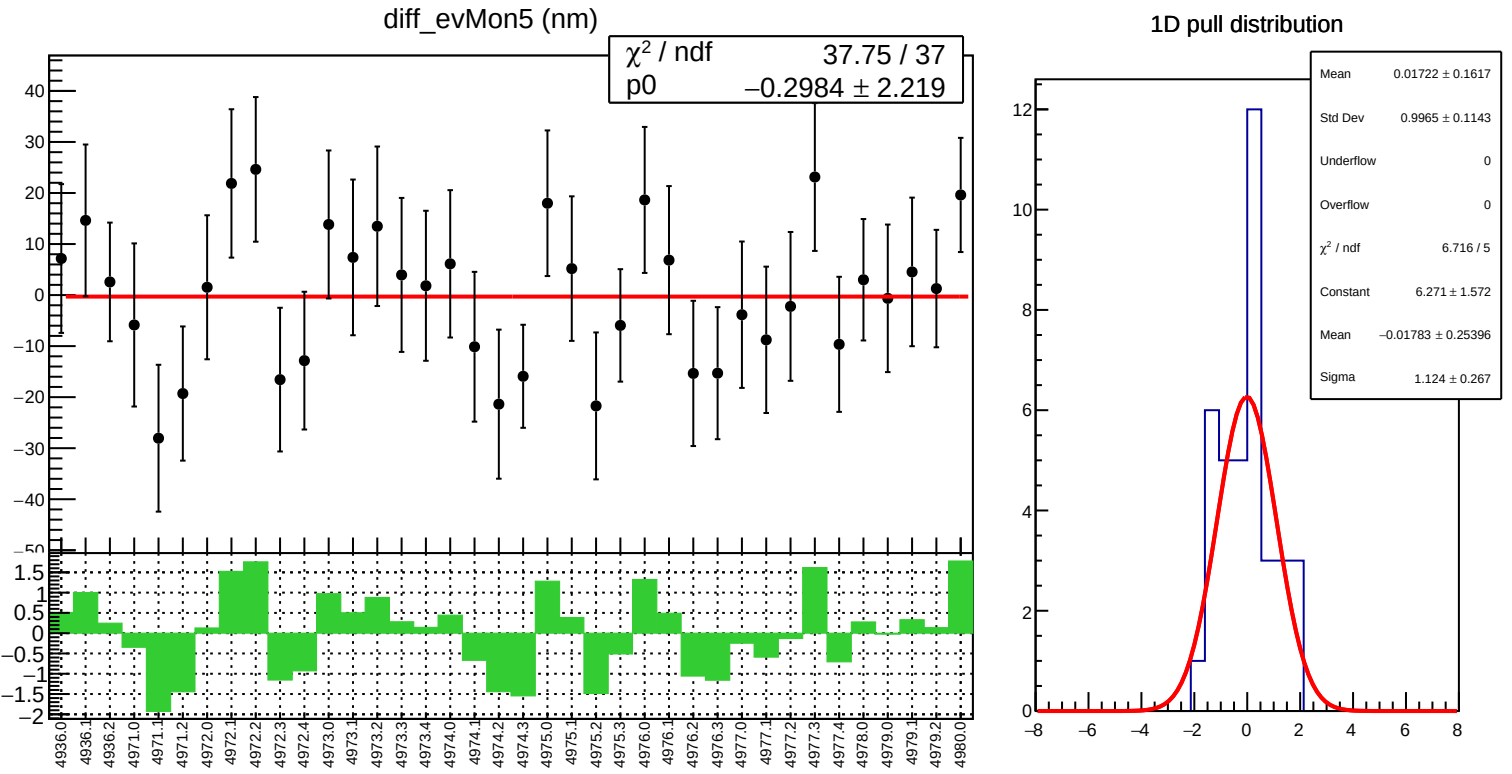
diff_evMon5 (nm)
χ² / ndf 37.75 / 37
p0 −0.2984 ± 2.219
1D pull distribution
Mean 0.01722 ± 0.1617
Std Dev 0.9965 ± 0.1143
Underflow 0
Overflow 0
χ² / ndf 6.716 / 5
Constant 6.271 ± 1.572
Mean −0.01783 ± 0.25396
Sigma 1.124 ± 0.267

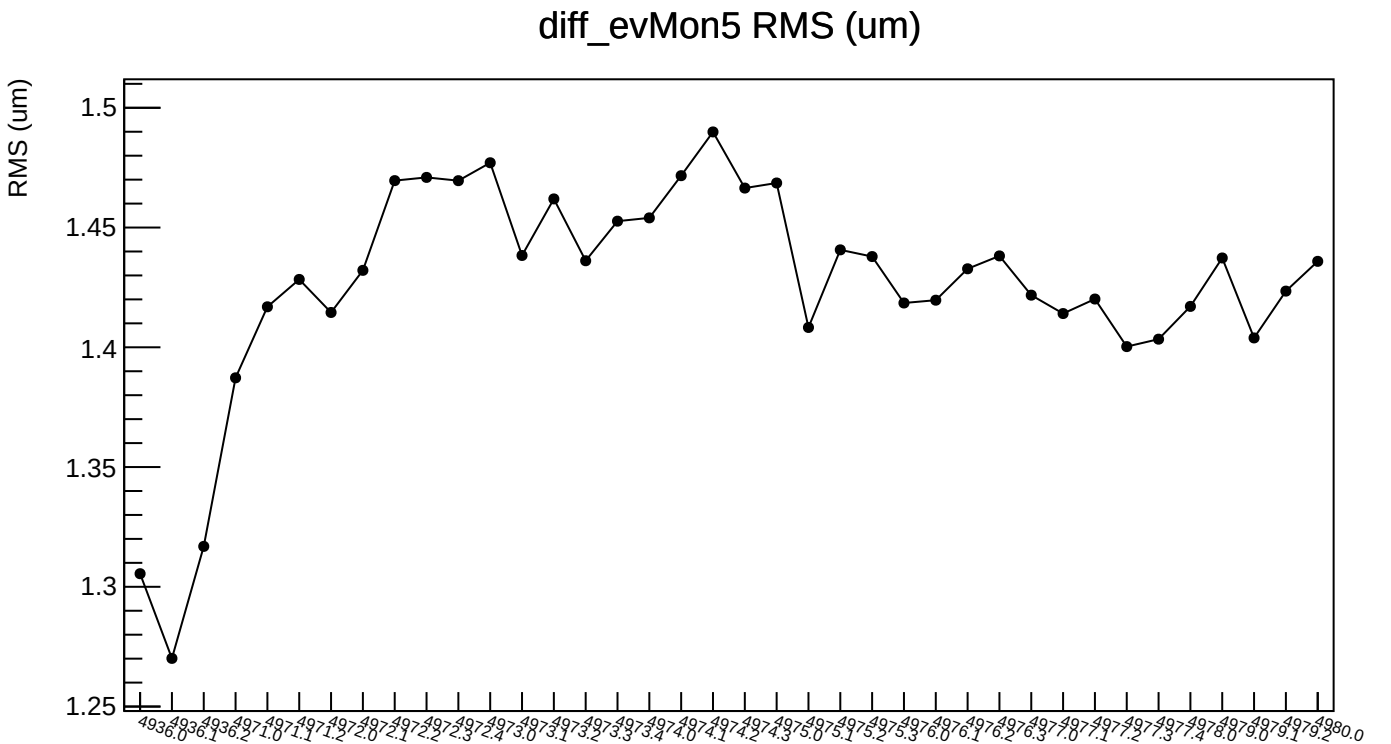
diff_evMon5 RMS (um)
RMS (um)
1.5
1.45
1.4
1.35
1.3
1.25
4936.0
4936.1
4936.2
4971.0
4971.1
4971.2
4972.0
4972.1
4972.2
4972.3
4972.4
4973.0
4973.1
4973.2
4973.3
4973.4
4974.0
4974.1
4974.2
4974.3
4975.0
4975.1
4975.2
4975.3
4976.0
4976.1
4976.2
4976.3
4977.0
4977.1
4977.2
4977.3
4977.4
4978.0
4979.0
4979.1
4979.2
4980.0

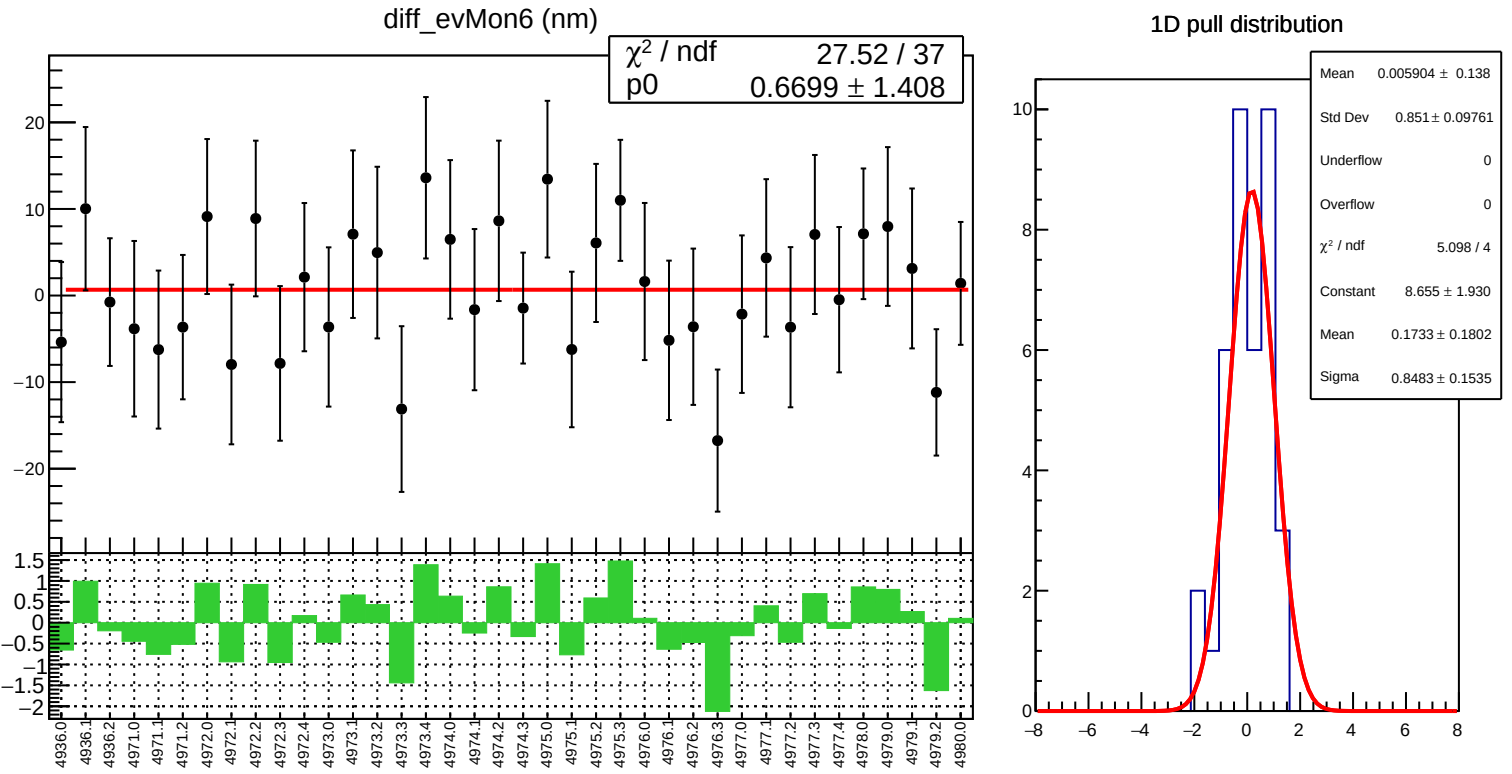
diff_evMon6 (nm)
χ² / ndf 27.52 / 37
p0 0.6699 ± 1.408
1D pull distribution
Mean 0.005904 ± 0.138
Std Dev 0.851 ± 0.09761
Underflow 0
Overflow 0
χ² / ndf 5.098 / 4
Constant 8.655 ± 1.930
Mean 0.1733 ± 0.1802
Sigma 0.8483 ± 0.1535

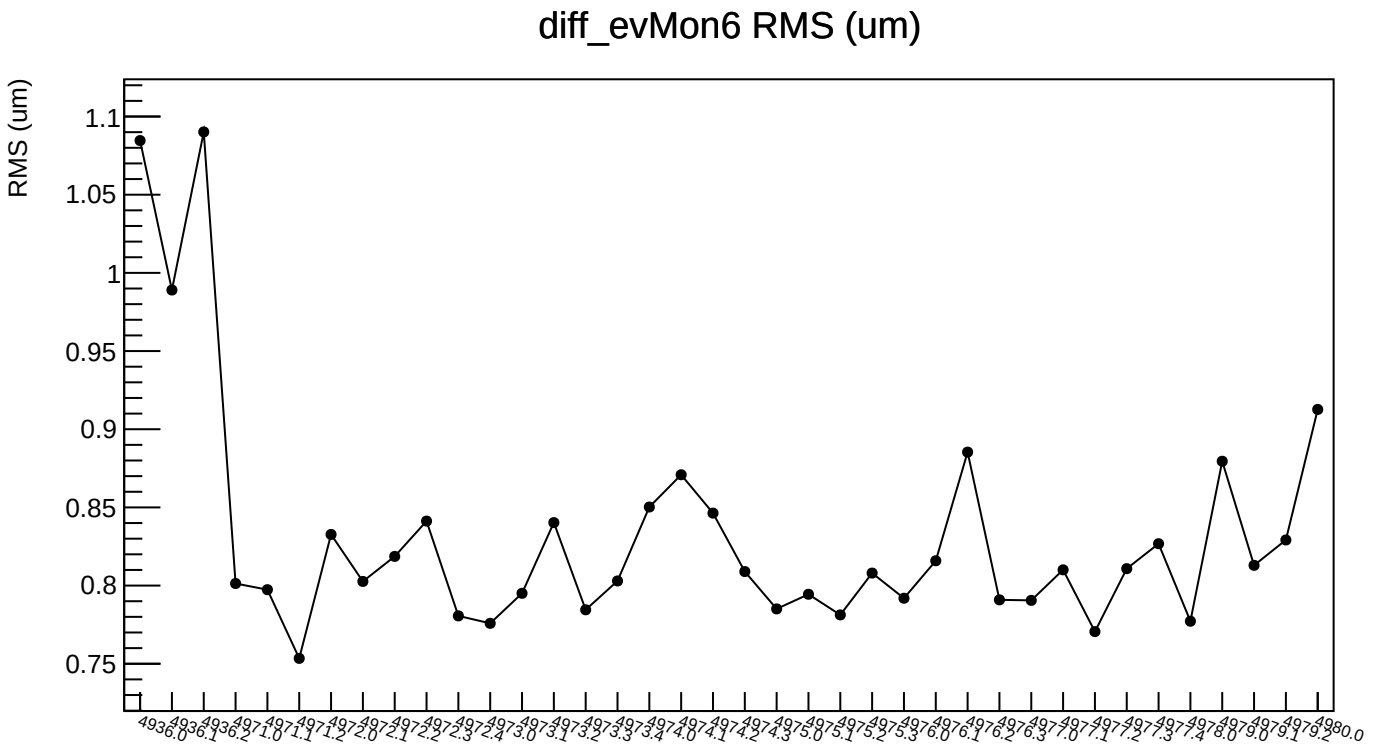
diff_evMon6 RMS (um)
RMS (um)
1.1
1.05
1
0.95
0.9
0.85
0.8
0.75
4936.0
4936.1
4936.2
4971.0
4971.1
4971.2
4972.0
4972.1
4972.2
4972.3
4972.4
4973.0
4973.1
4973.2
4973.3
4973.4
4974.0
4974.1
4974.2
4974.3
4975.0
4975.1
4975.2
4975.3
4976.0
4976.1
4976.2
4976.3
4977.0
4977.1
4977.2
4977.3
4977.4
4978.0
4979.0
4979.1
4979.2
4980.0

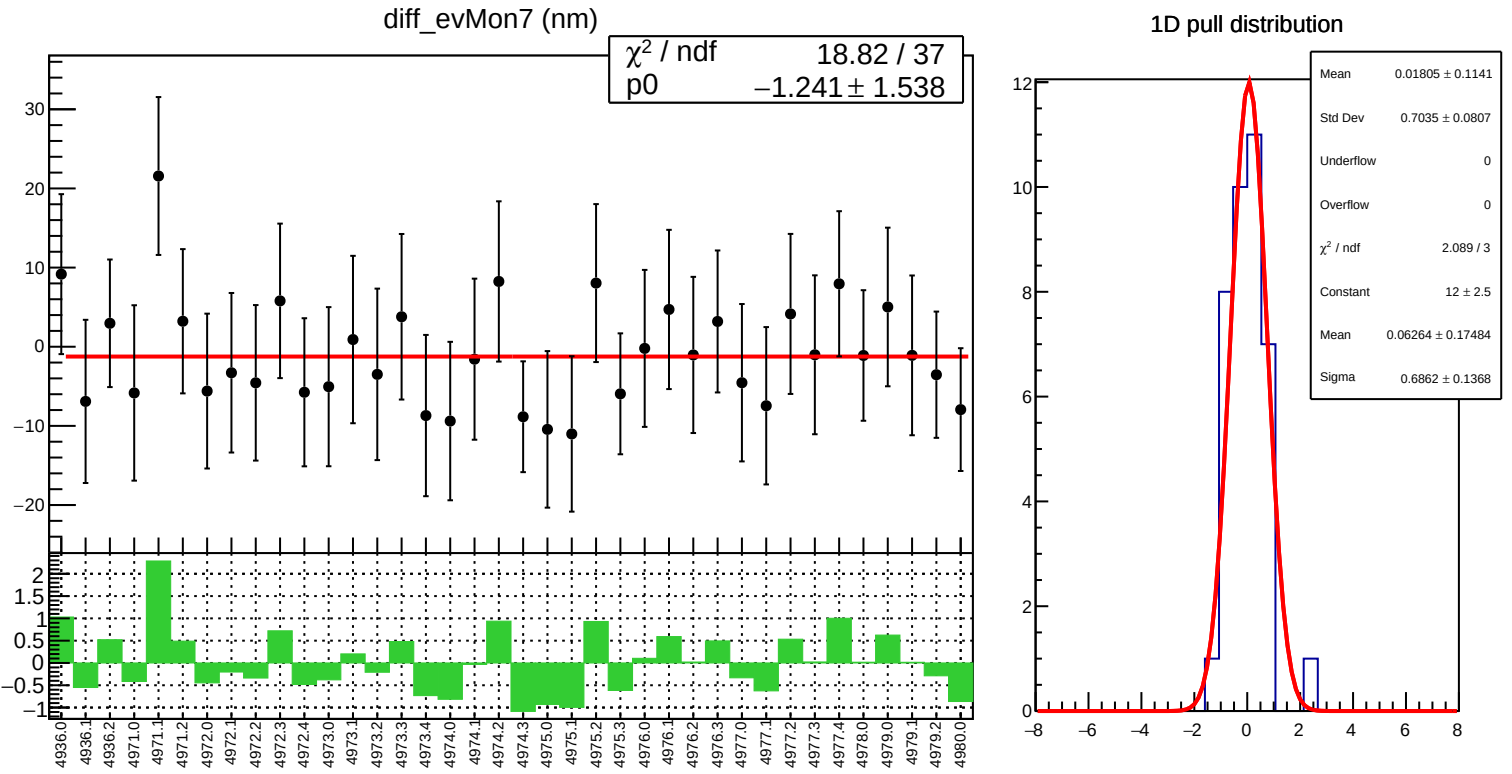
diff_evMon7 (nm)
χ² / ndf 18.82 / 37
p0 −1.241 ± 1.538
1D pull distribution
Mean 0.01805 ± 0.1141
Std Dev 0.7035 ± 0.0807
Underflow 0
Overflow 0
χ² / ndf 2.089 / 3
Constant 12 ± 2.5
Mean 0.06264 ± 0.17484
Sigma 0.6862 ± 0.1368

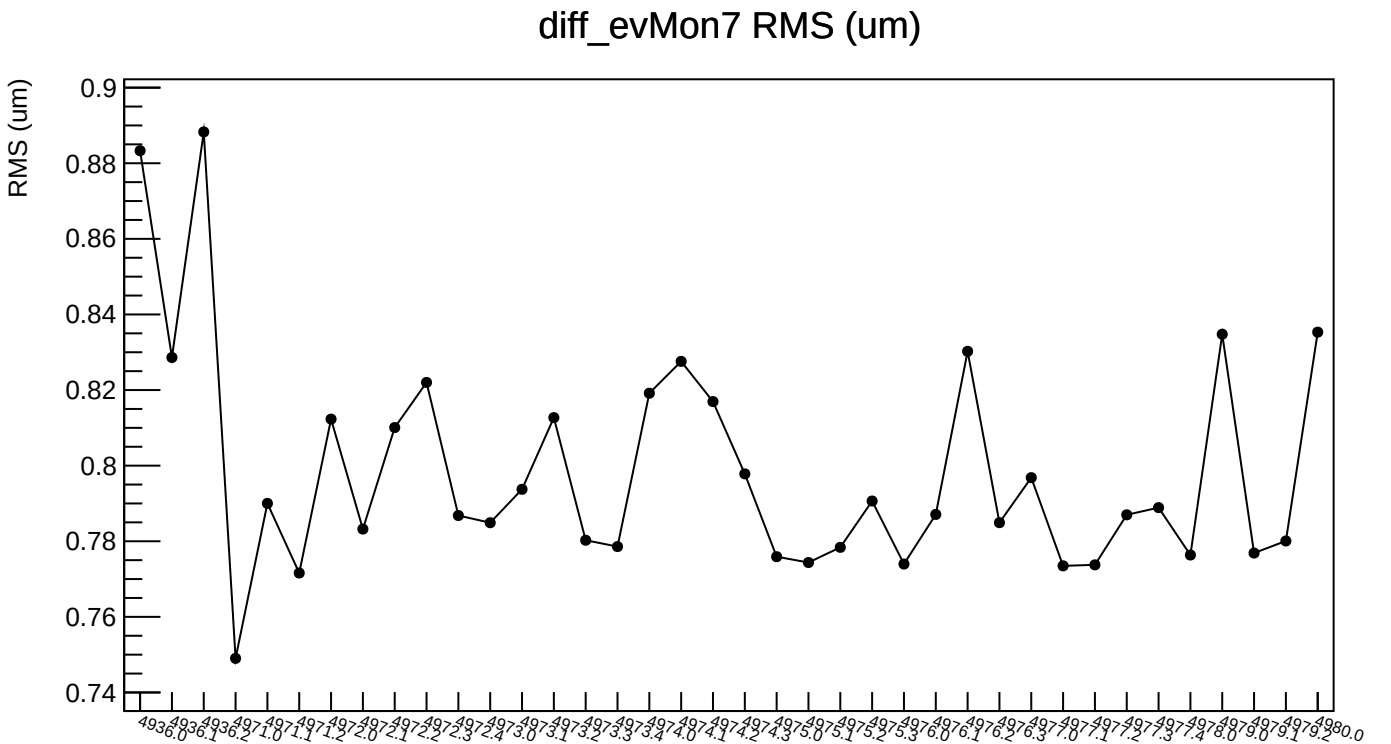
diff_evMon7 RMS (um)
RMS (um)
0.9
0.88
0.86
0.84
0.82
0.8
0.78
0.76
0.74
4936.0
4936.1
4936.2
4971.0
4971.1
4971.2
4972.0
4972.1
4972.2
4972.3
4972.4
4973.0
4973.1
4973.2
4973.3
4973.4
4974.0
4974.1
4974.2
4974.3
4975.0
4975.1
4975.2
4975.3
4976.0
4976.1
4976.2
4976.3
4977.0
4977.1
4977.2
4977.3
4977.4
4978.0
4979.0
4979.1
4979.2
4980.0

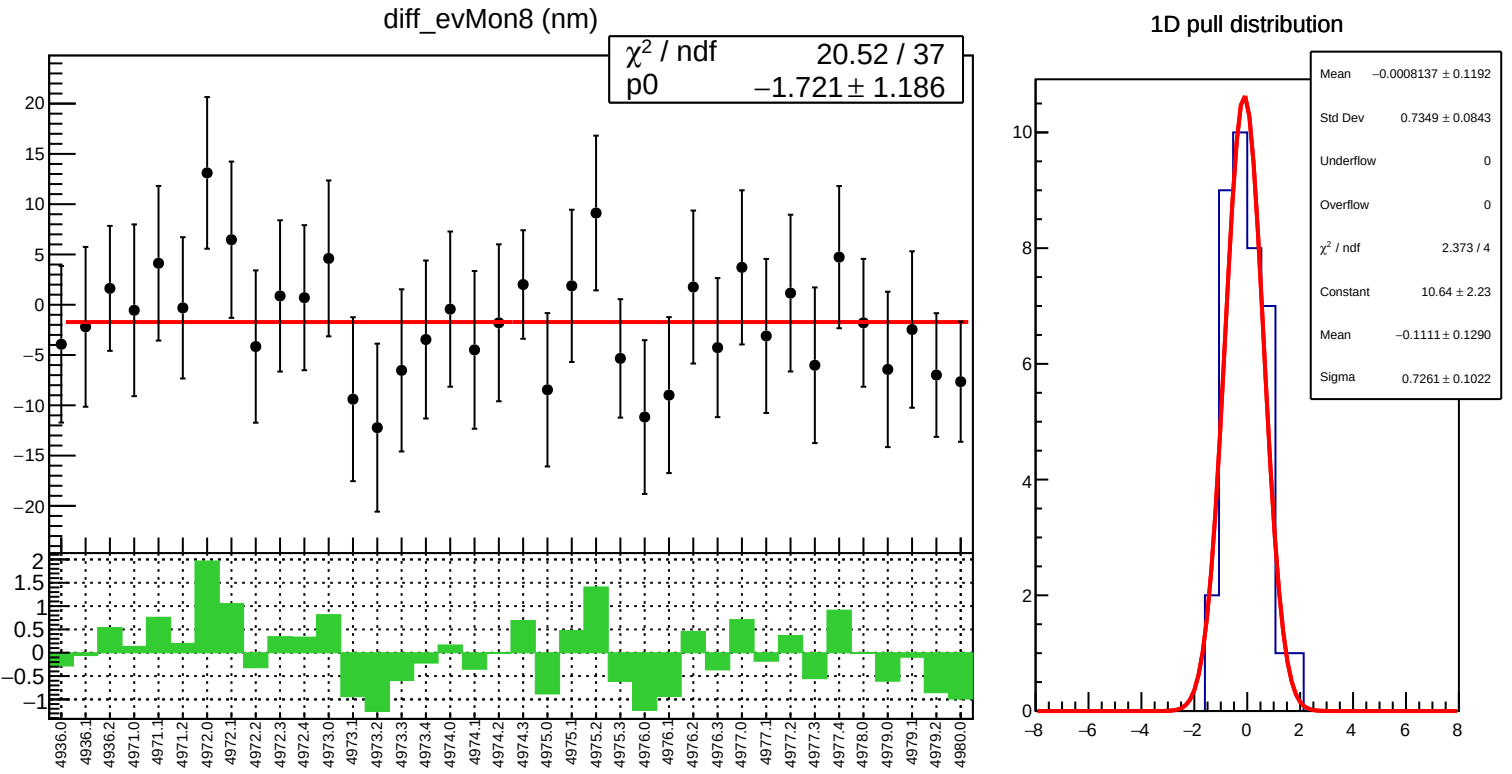
diff_evMon8 (nm)
χ² / ndf 20.52 / 37
p0 −1.721 ± 1.186
1D pull distribution
Mean −0.0008137 ± 0.1192
Std Dev 0.7349 ± 0.0843
Underflow 0
Overflow 0
χ² / ndf 2.373 / 4
Constant 10.64 ± 2.23
Mean −0.1111 ± 0.1290
Sigma 0.7261 ± 0.1022

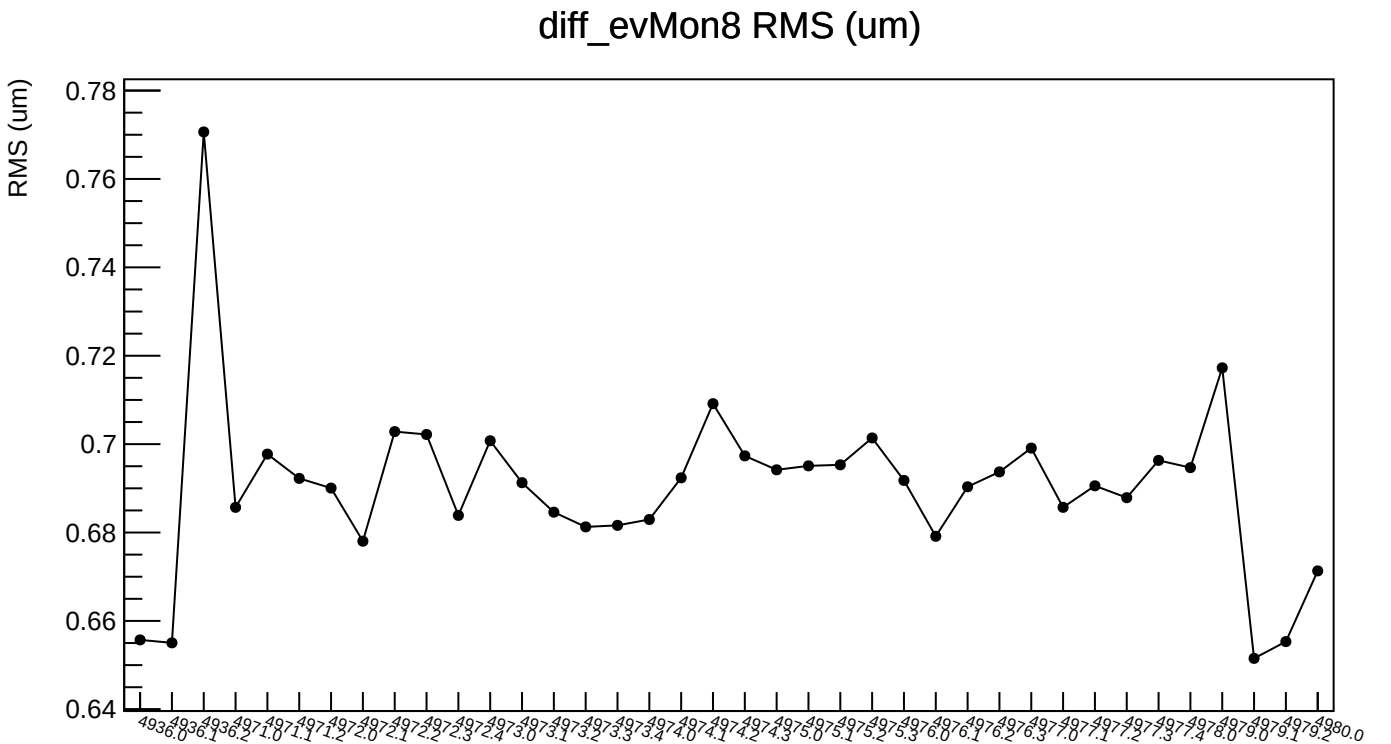
diff_evMon8 RMS (um)
RMS (um)
0.78
0.76
0.74
0.72
0.7
0.68
0.66
0.64
4936.0
4936.1
4936.2
4971.0
4971.1
4971.2
4972.0
4972.1
4972.2
4972.3
4972.4
4973.0
4973.1
4973.2
4973.3
4973.4
4974.0
4974.1
4974.2
4974.3
4975.0
4975.1
4975.2
4975.3
4976.0
4976.1
4976.2
4976.3
4977.0
4977.1
4977.2
4977.3
4977.4
4978.0
4979.0
4979.1
4979.2
4980.0

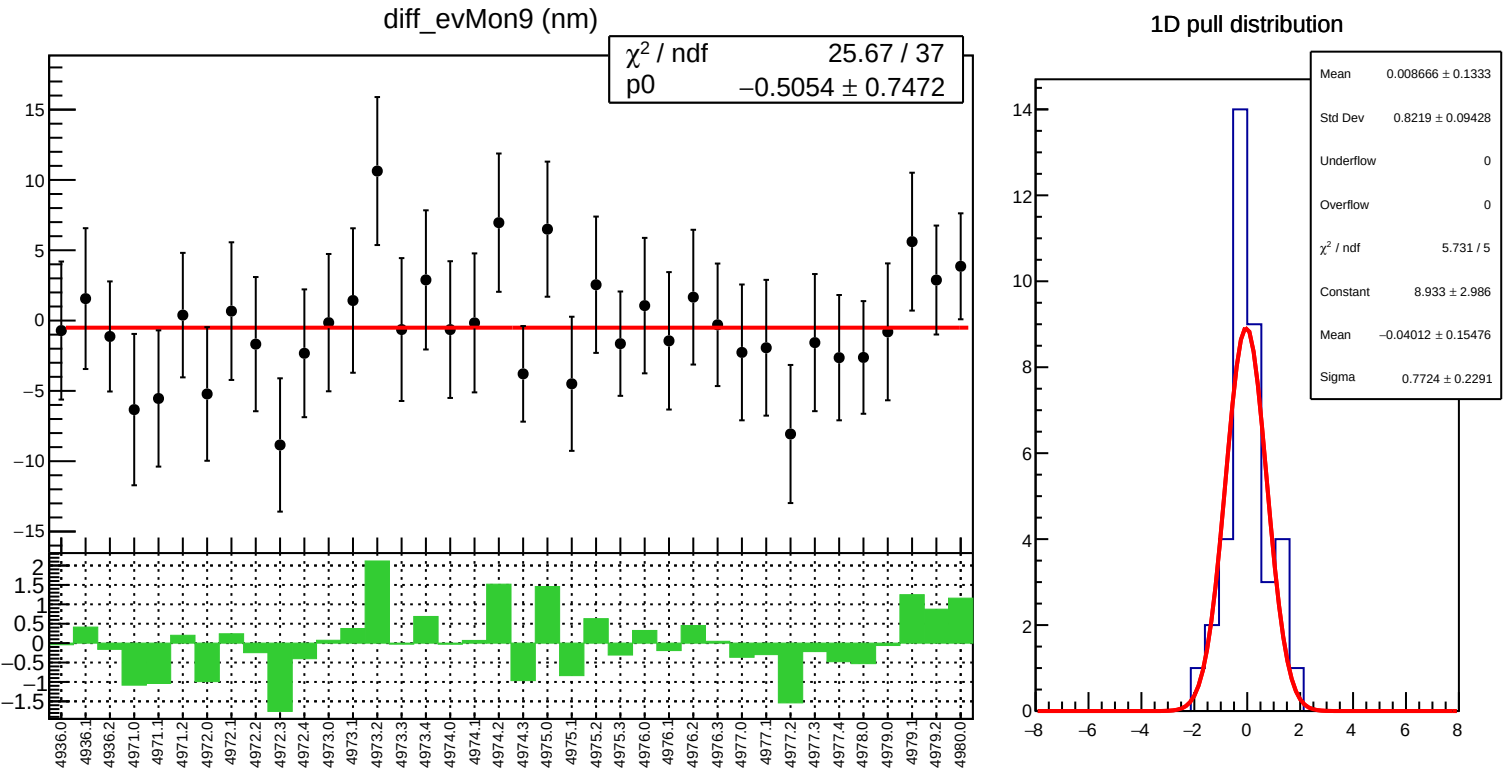
diff_evMon9 (nm)
χ² / ndf 25.67 / 37
p0 −0.5054 ± 0.7472
1D pull distribution
Mean 0.008666 ± 0.1333
Std Dev 0.8219 ± 0.09428
Underflow 0
Overflow 0
χ² / ndf 5.731 / 5
Constant 8.933 ± 2.986
Mean −0.04012 ± 0.15476
Sigma 0.7724 ± 0.2291

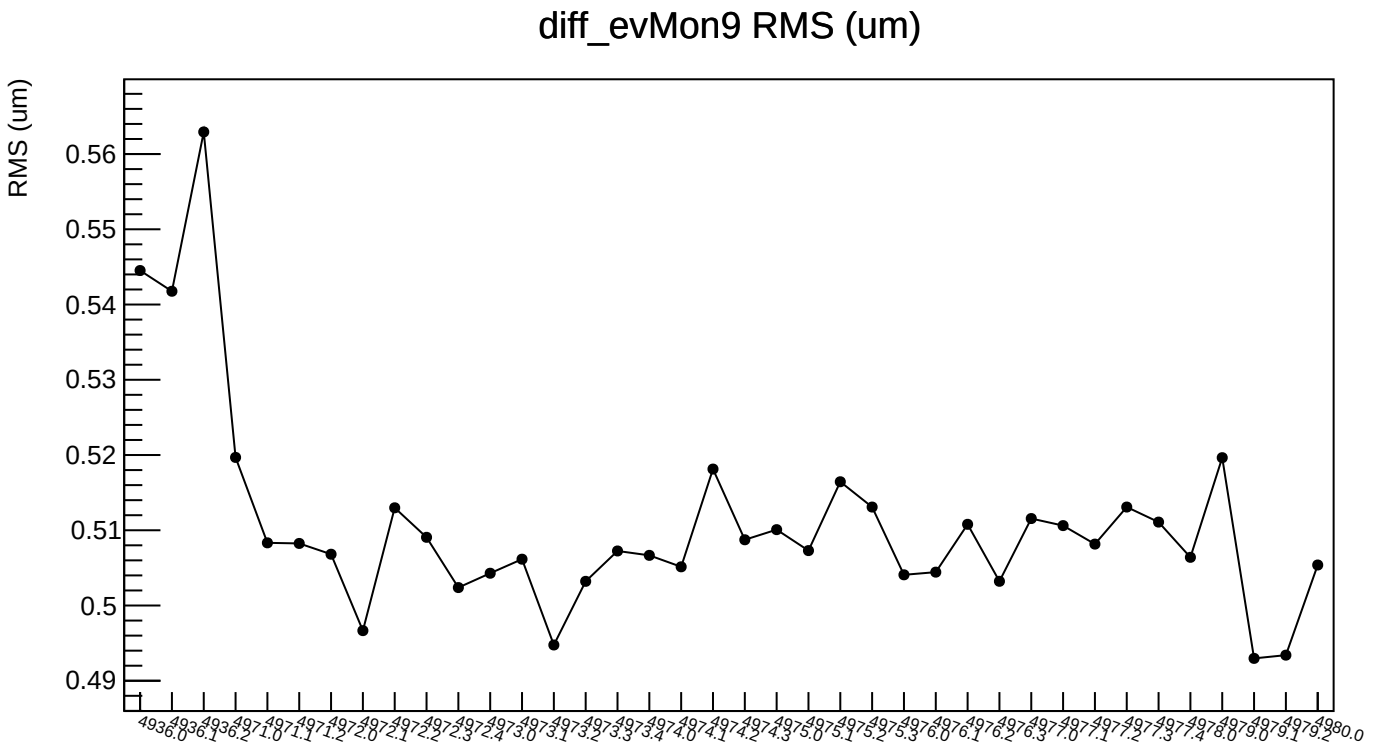
diff_evMon9 RMS (um)
RMS (um)
0.56
0.55
0.54
0.53
0.52
0.51
0.5
0.49
4936.0
4936.1
4936.2
4971.0
4971.1
4971.2
4972.0
4972.1
4972.2
4972.3
4972.4
4973.0
4973.1
4973.2
4973.3
4973.4
4974.0
4974.1
4974.2
4974.3
4975.0
4975.1
4975.2
4975.3
4976.0
4976.1
4976.2
4976.3
4977.0
4977.1
4977.2
4977.3
4977.4
4978.0
4979.0
4979.1
4979.2
4980.0

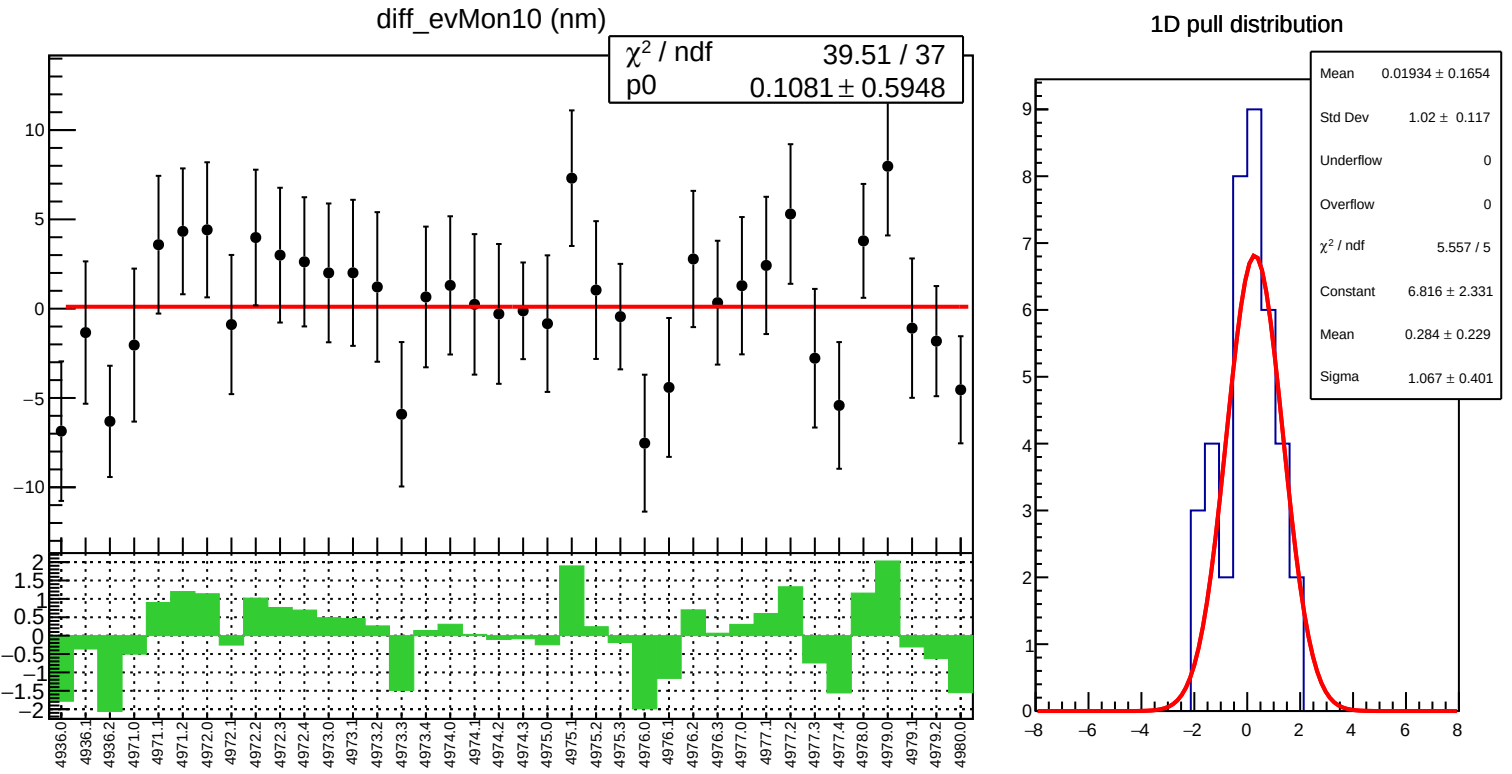
diff_evMon10 (nm)
χ² / ndf 39.51 / 37
p0 0.1081 ± 0.5948
1D pull distribution
Mean 0.01934 ± 0.1654
Std Dev 1.02 ± 0.117
Underflow 0
Overflow 0
χ² / ndf 5.557 / 5
Constant 6.816 ± 2.331
Mean 0.284 ± 0.229
Sigma 1.067 ± 0.401

diff_evMon10 RMS (um)

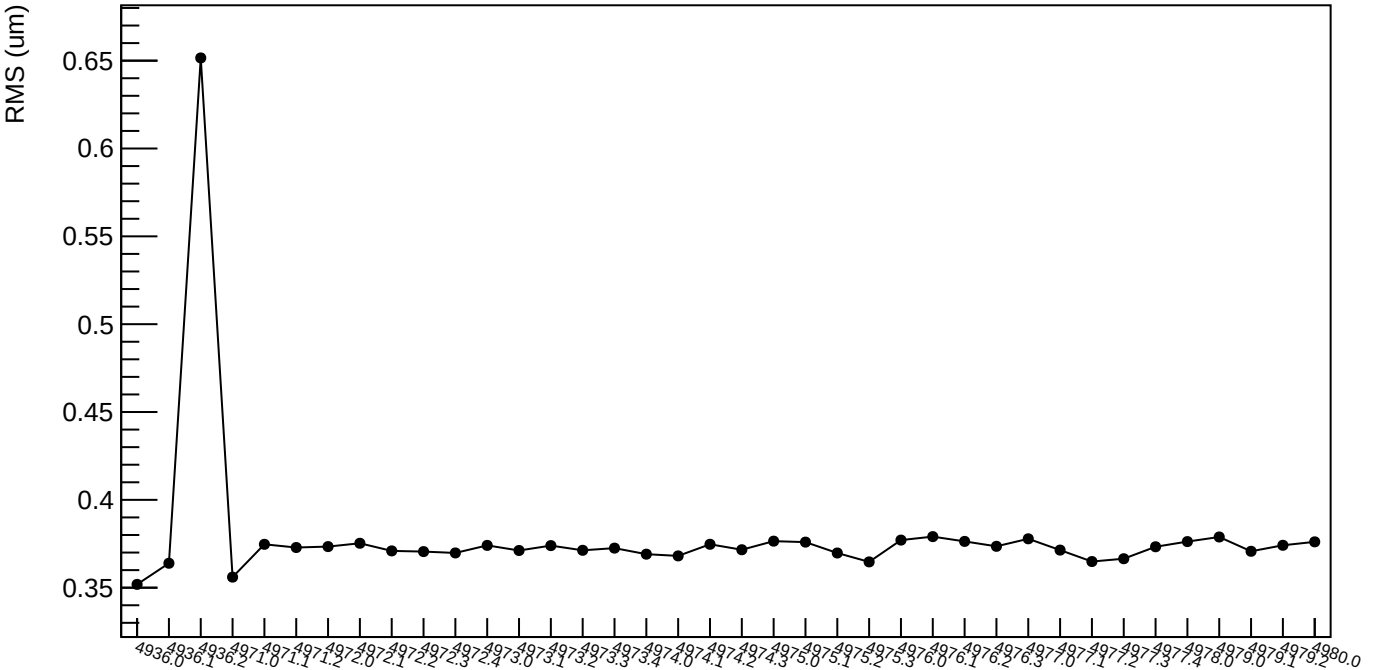

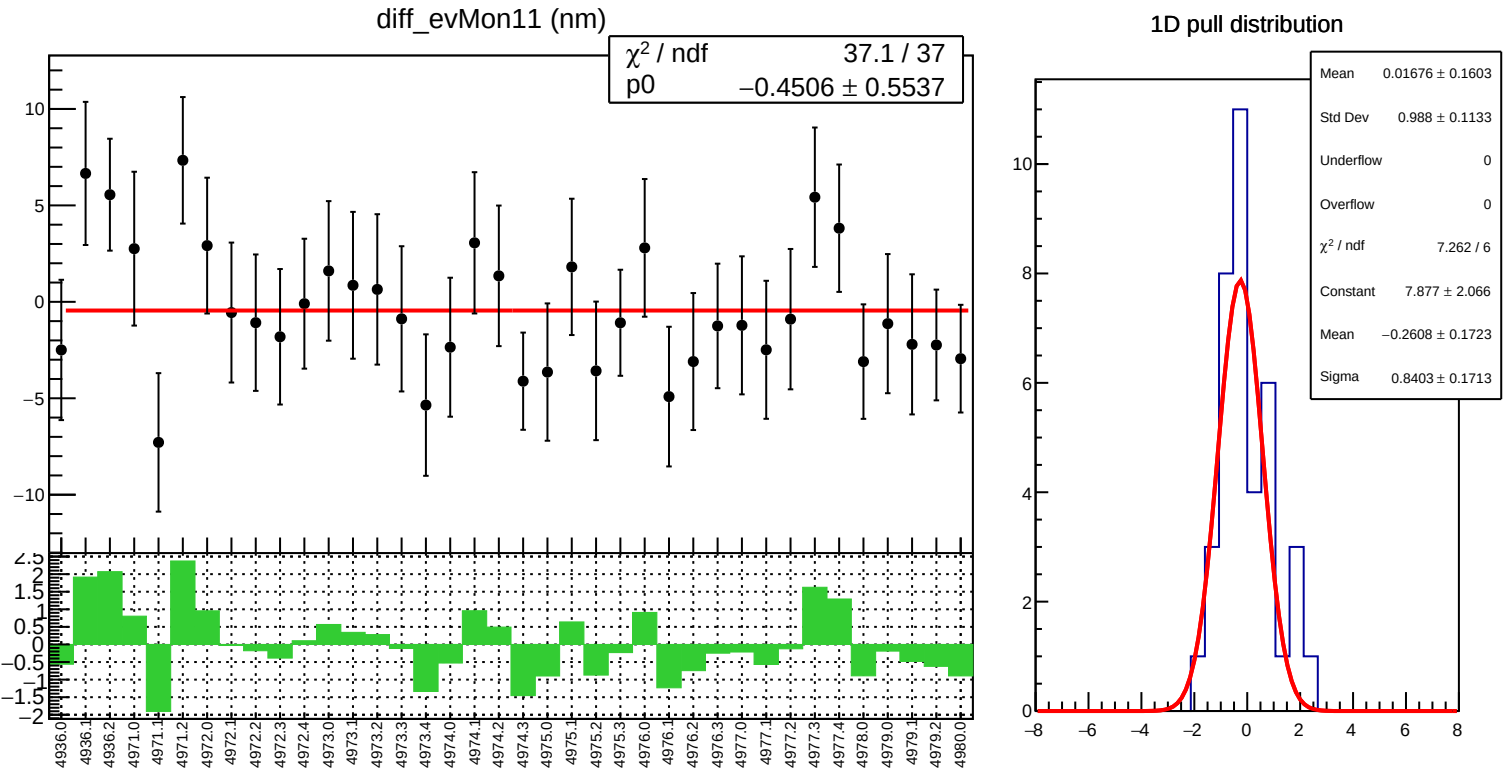
diff_evMon11 (nm)
χ² / ndf 37.1 / 37
p0 −0.4506 ± 0.5537
1D pull distribution
Mean 0.01676 ± 0.1603
Std Dev 0.988 ± 0.1133
Underflow 0
Overflow 0
χ² / ndf 7.262 / 6
Constant 7.877 ± 2.066
Mean −0.2608 ± 0.1723
Sigma 0.8403 ± 0.1713

diff_evMon11 RMS (um)

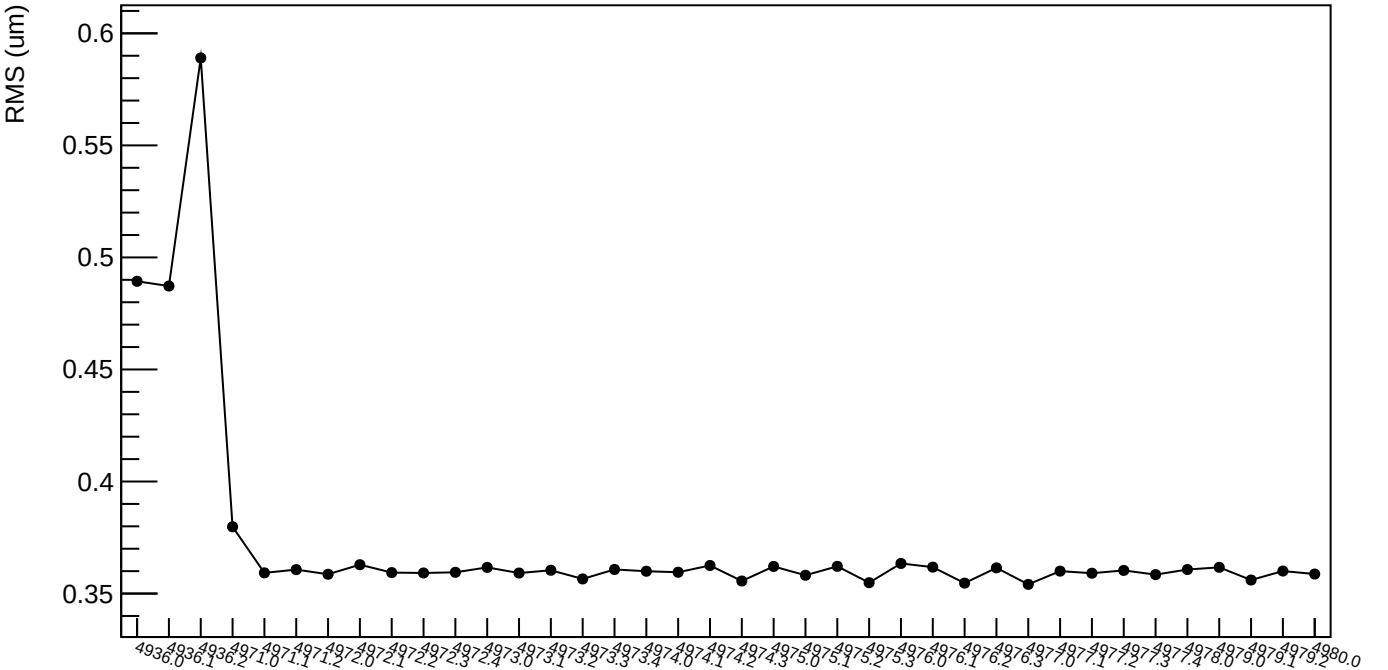

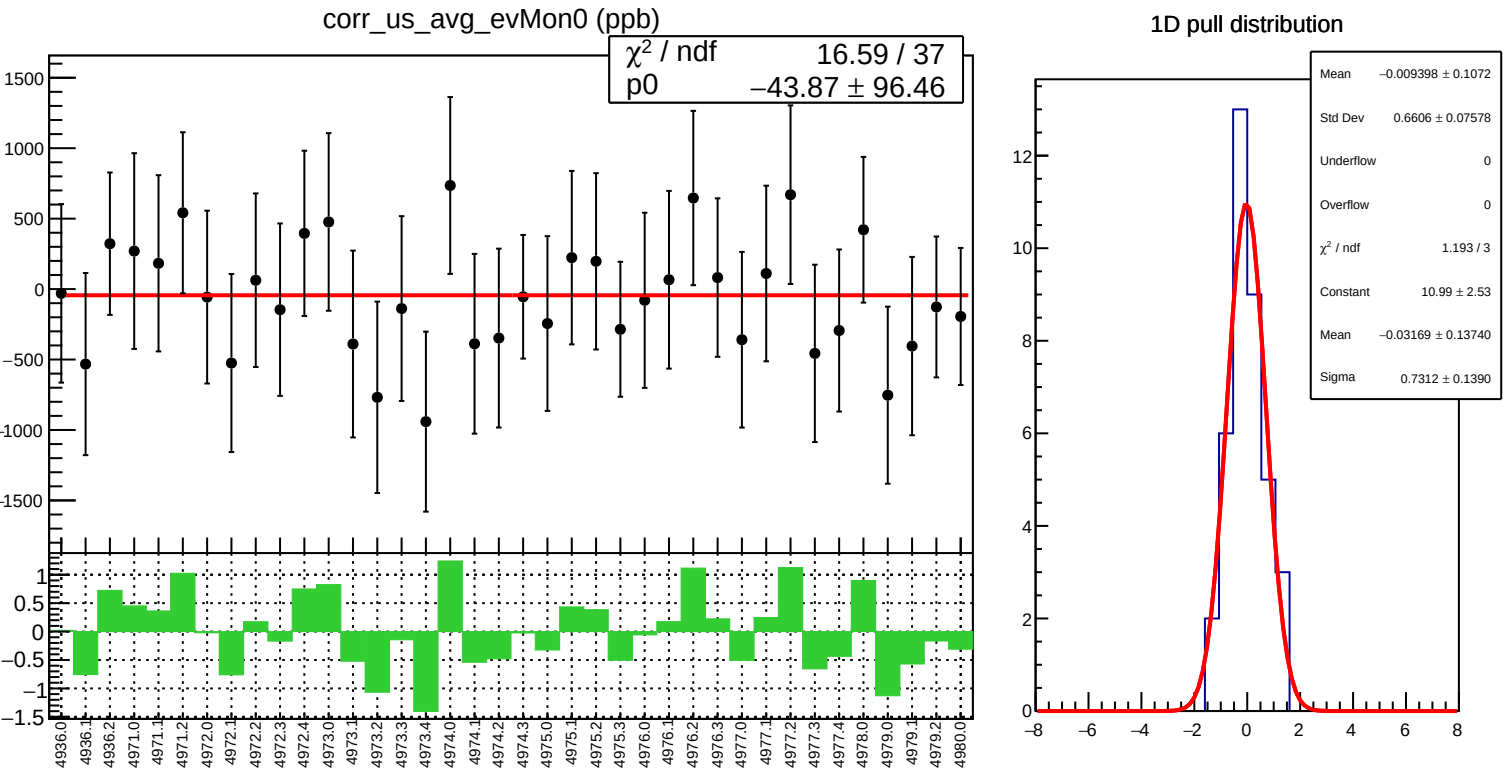
corr_us_avg_evMon0 (ppb)
χ² / ndf 16.59 / 37
p0 −43.87 ± 96.46
1D pull distribution
Mean −0.009398 ± 0.1072
Std Dev 0.6606 ± 0.07578
Underflow 0
Overflow 0
χ² / ndf 1.193 / 3
Constant 10.99 ± 2.53
Mean −0.03169 ± 0.13740
Sigma 0.7312 ± 0.1390

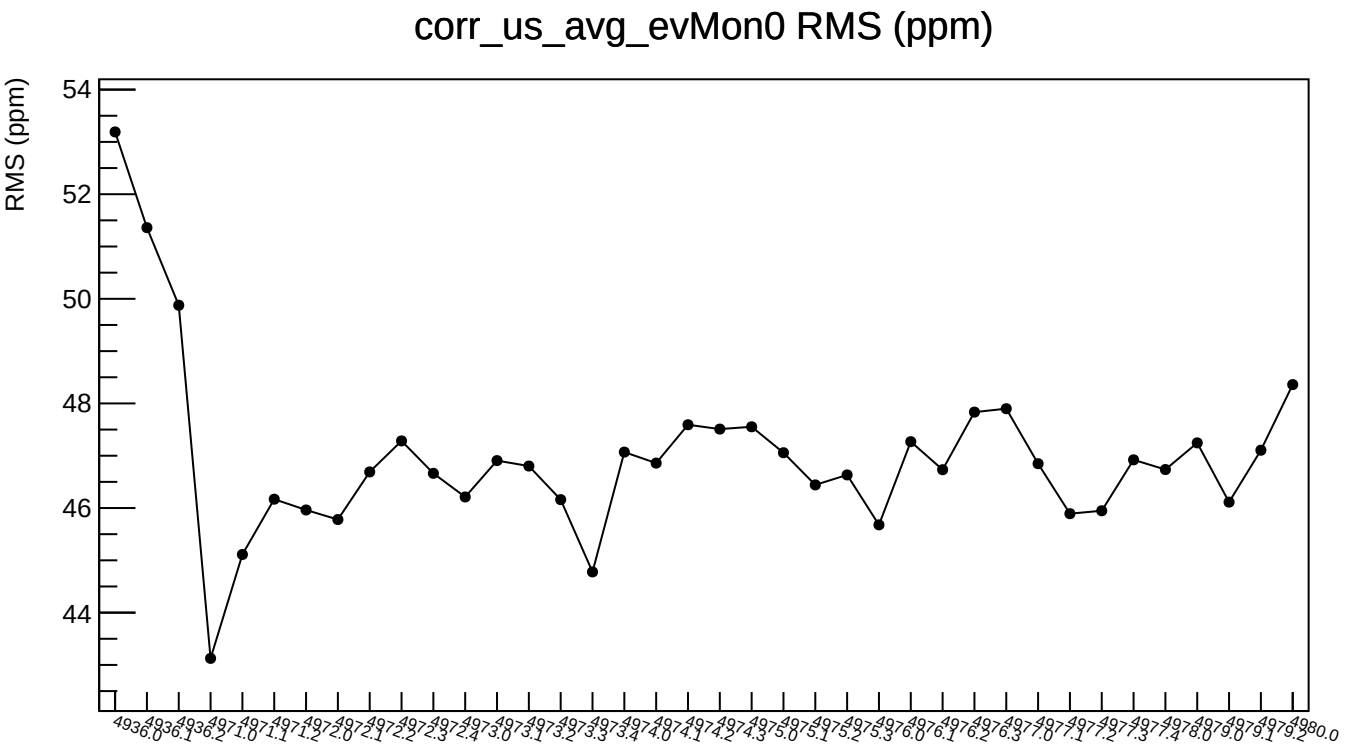
corr_us_avg_evMon0 RMS (ppm)
RMS (ppm)
54
52
50
48
46
44
4936.0
4936.1
4936.2
4971.0
4971.1
4971.2
4972.0
4972.1
4972.2
4972.3
4972.4
4973.0
4973.1
4973.2
4973.3
4973.4
4974.0
4974.1
4974.2
4974.3
4975.0
4975.1
4975.2
4975.3
4976.0
4976.1
4976.2
4976.3
4977.0
4977.1
4977.2
4977.3
4977.4
4978.0
4979.0
4979.1
4979.2
4980.0

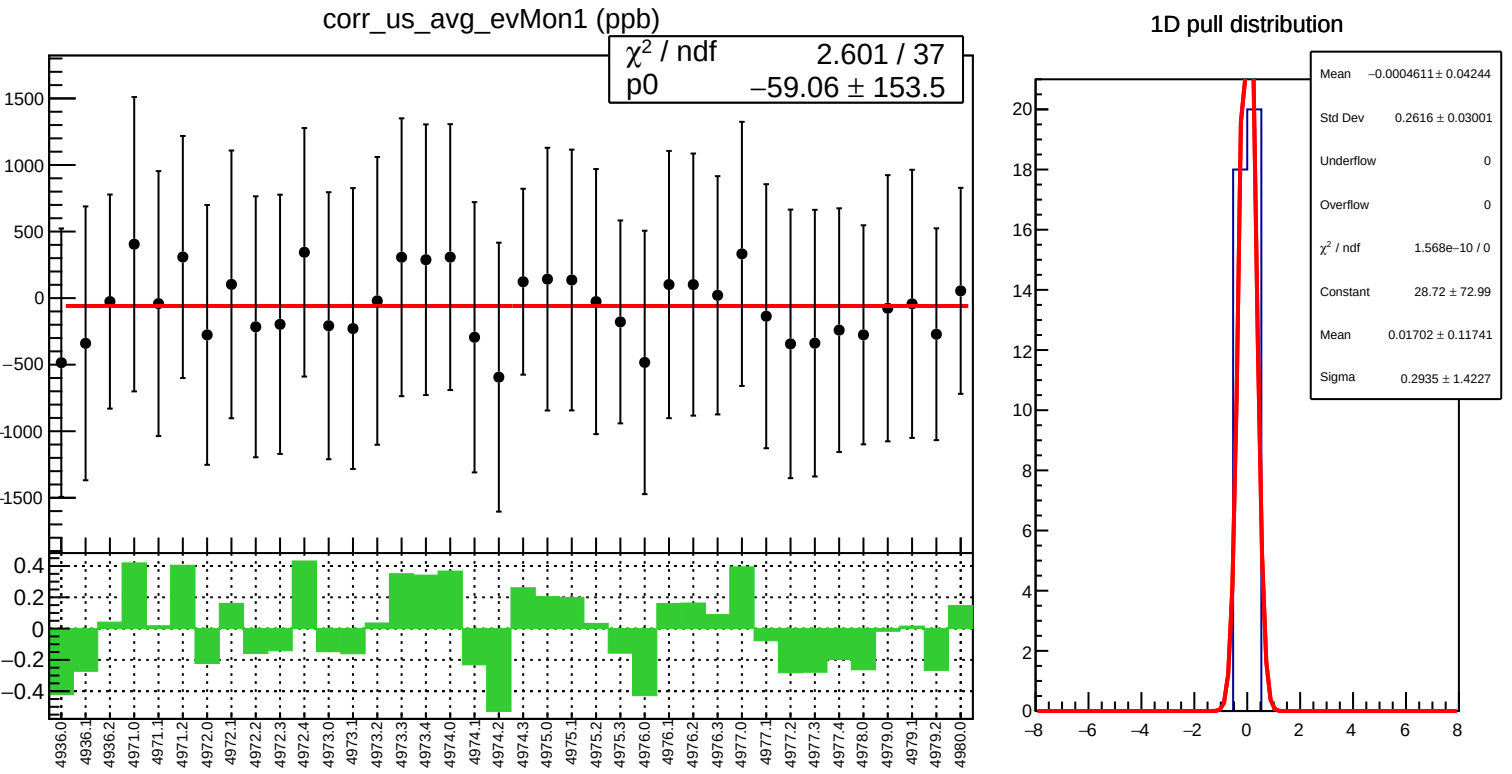
corr_us_avg_evMon1 (ppb)
χ² / ndf 2.601 / 37
p0 −59.06 ± 153.5
1D pull distribution
Mean −0.0004611 ± 0.04244
Std Dev 0.2616 ± 0.03001
Underflow 0
Overflow 0
χ² / ndf 1.568e−10 / 0
Constant 28.72 ± 72.99
Mean 0.01702 ± 0.11741
Sigma 0.2935 ± 1.4227

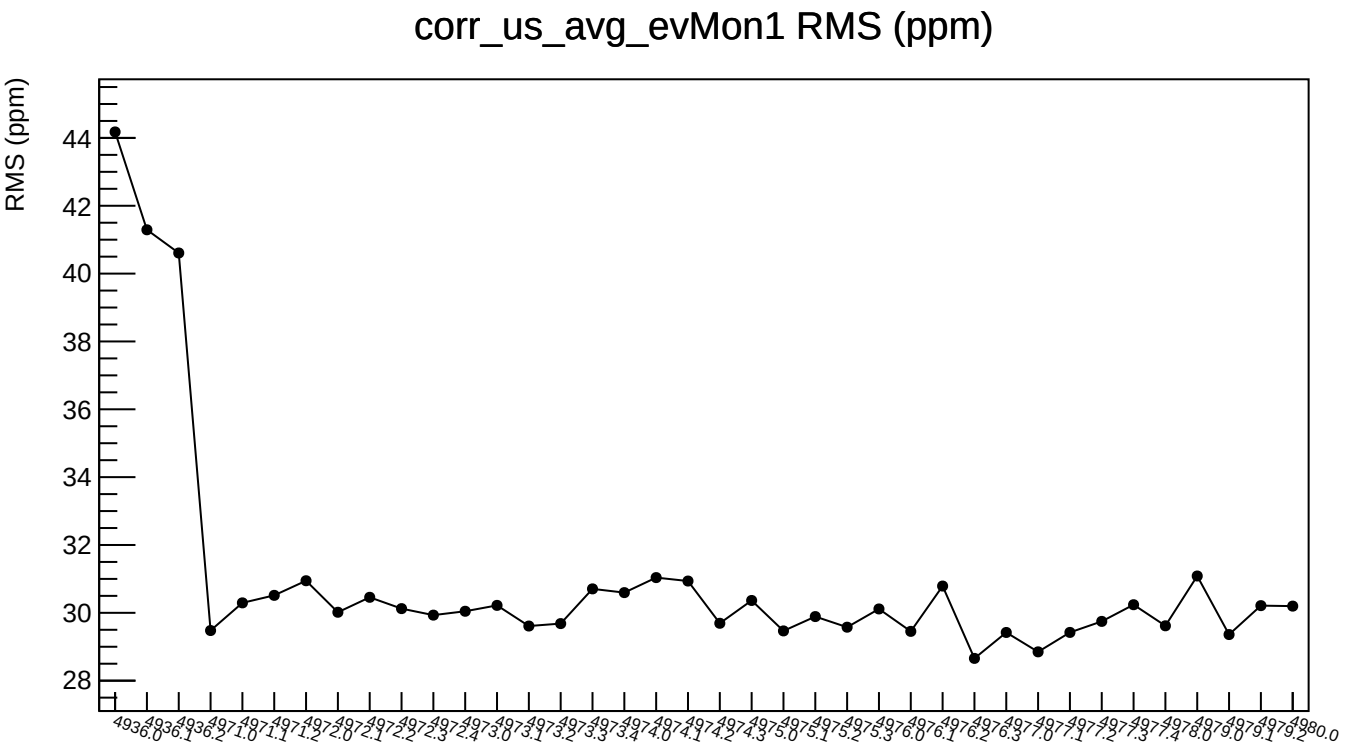
corr_us_avg_evMon1 RMS (ppm)
RMS (ppm)
44
42
40
38
36
34
32
30
28
4936.0
4936.1
4936.2
4971.0
4971.1
4971.2
4972.0
4972.1
4972.2
4972.3
4972.4
4973.0
4973.1
4973.2
4973.3
4973.4
4974.0
4974.1
4974.2
4974.3
4975.0
4975.1
4975.2
4975.3
4976.0
4976.1
4976.2
4976.3
4977.0
4977.1
4977.2
4977.3
4977.4
4978.0
4979.0
4979.1
4979.2
4980.0

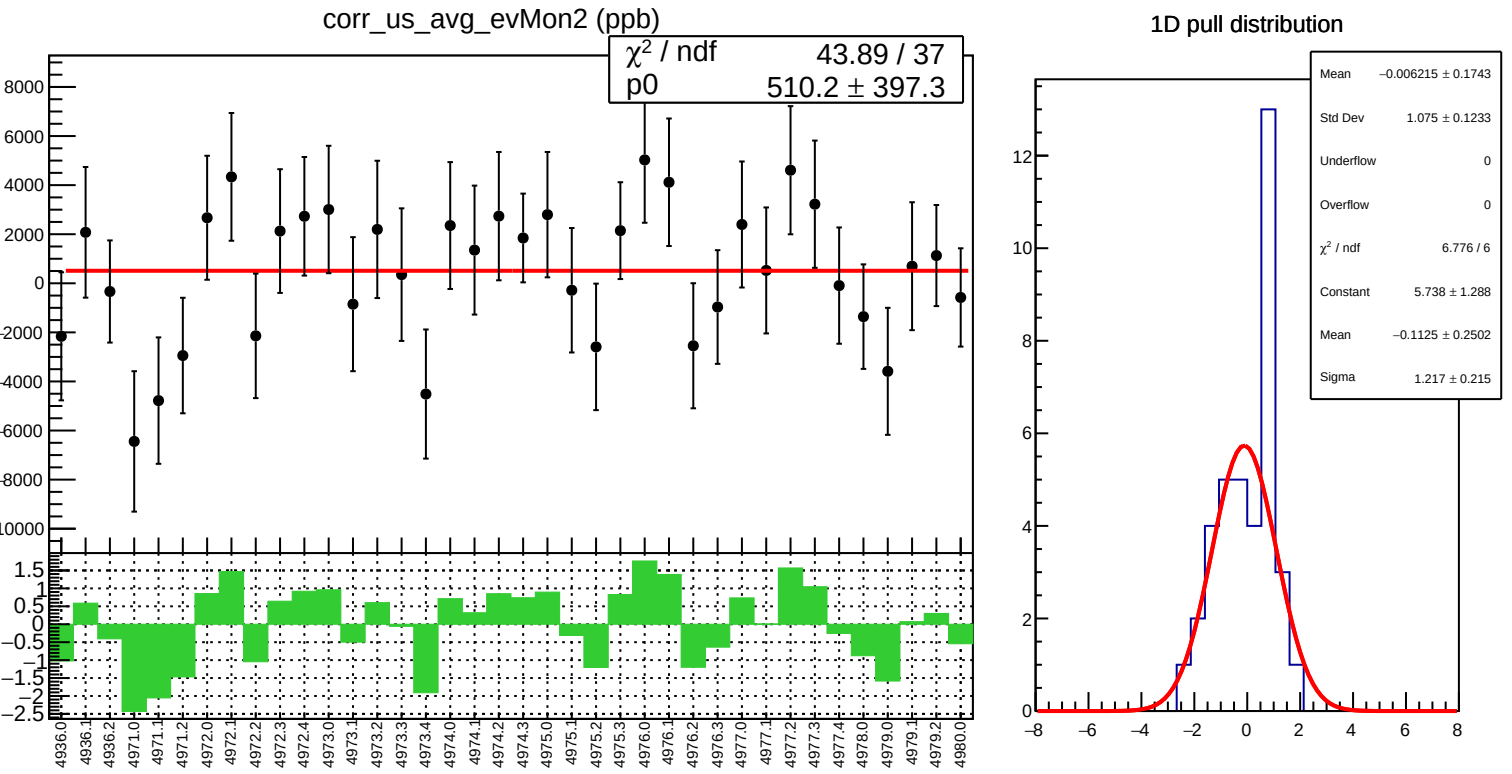
corr_us_avg_evMon2 (ppb)
χ² / ndf 43.89 / 37
p0 510.2 ± 397.3
1D pull distribution
Mean −0.006215 ± 0.1743
Std Dev 1.075 ± 0.1233
Underflow 0
Overflow 0
χ² / ndf 6.776 / 6
Constant 5.738 ± 1.288
Mean −0.1125 ± 0.2502
Sigma 1.217 ± 0.215

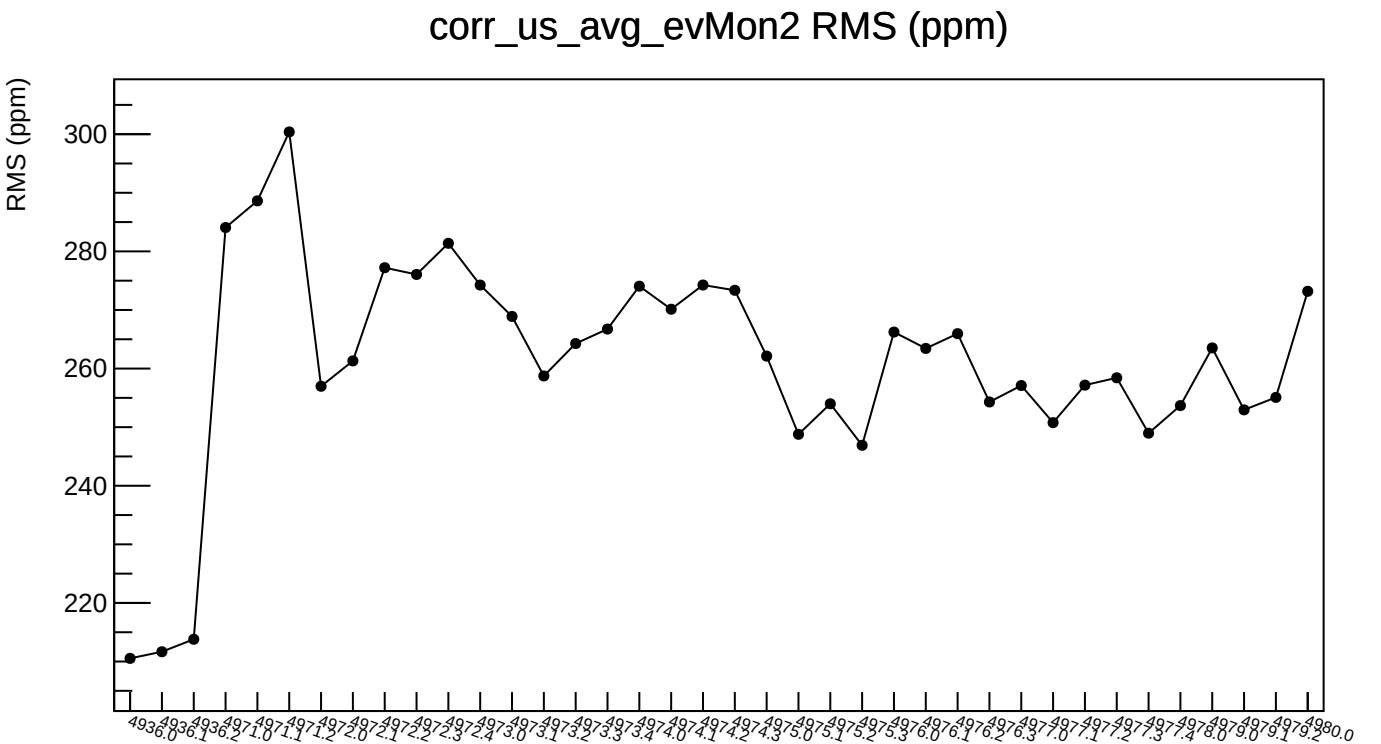
corr_us_avg_evMon2 RMS (ppm)
RMS (ppm)
300
280
260
240
220
4936.0
4936.1
4936.2
4971.0
4971.1
4971.2
4972.0
4972.1
4972.2
4972.3
4972.4
4973.0
4973.1
4973.2
4973.3
4973.4
4974.0
4974.1
4974.2
4974.3
4975.0
4975.1
4975.2
4975.3
4976.0
4976.1
4976.2
4976.3
4977.0
4977.1
4977.2
4977.3
4977.4
4978.0
4979.0
4979.1
4979.2
4980.0

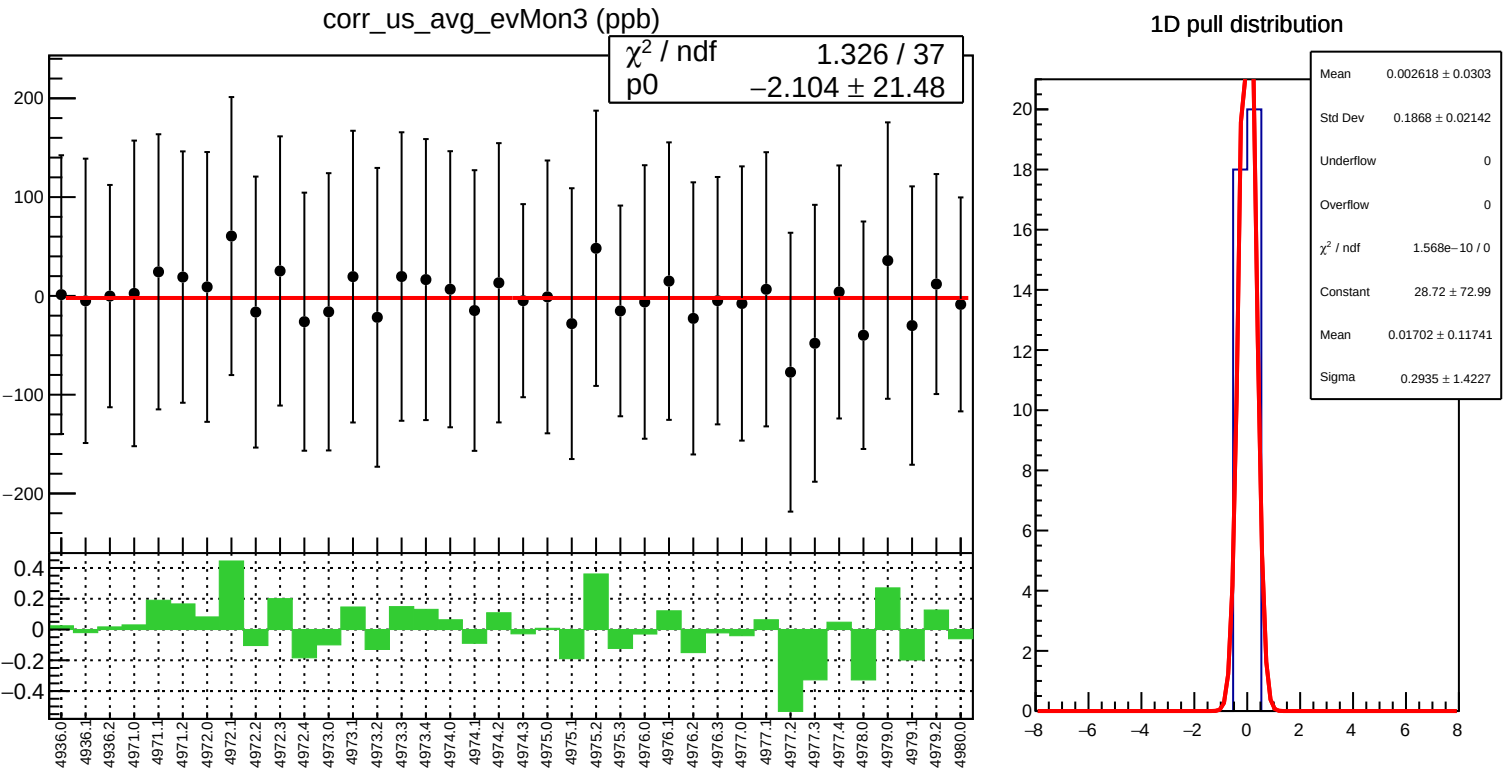
corr_us_avg_evMon3 (ppb)
χ² / ndf 1.326 / 37
p0 −2.104 ± 21.48
200
100
0
−100
−200
0.4
0.2
0
−0.2
−0.4
4936.0
4936.1
4936.2
4971.0
4971.1
4971.2
4972.0
4972.1
4972.2
4972.3
4972.4
4973.0
4973.1
4973.2
4973.3
4973.4
4974.0
4974.1
4974.2
4974.3
4975.0
4975.1
4975.2
4975.3
4976.0
4976.1
4976.2
4976.3
4977.0
4977.1
4977.2
4977.3
4977.4
4978.0
4979.0
4979.1
4979.2
4980.0
1D pull distribution
Mean 0.002618 ± 0.0303
Std Dev 0.1868 ± 0.02142
Underflow 0
Overflow 0
χ² / ndf 1.568e−10 / 0
Constant 28.72 ± 72.99
Mean 0.01702 ± 0.11741
Sigma 0.2935 ± 1.4227
20
18
16
14
12
10
8
6
4
2
0
−8
−6
−4
−2
0
2
4
6
8

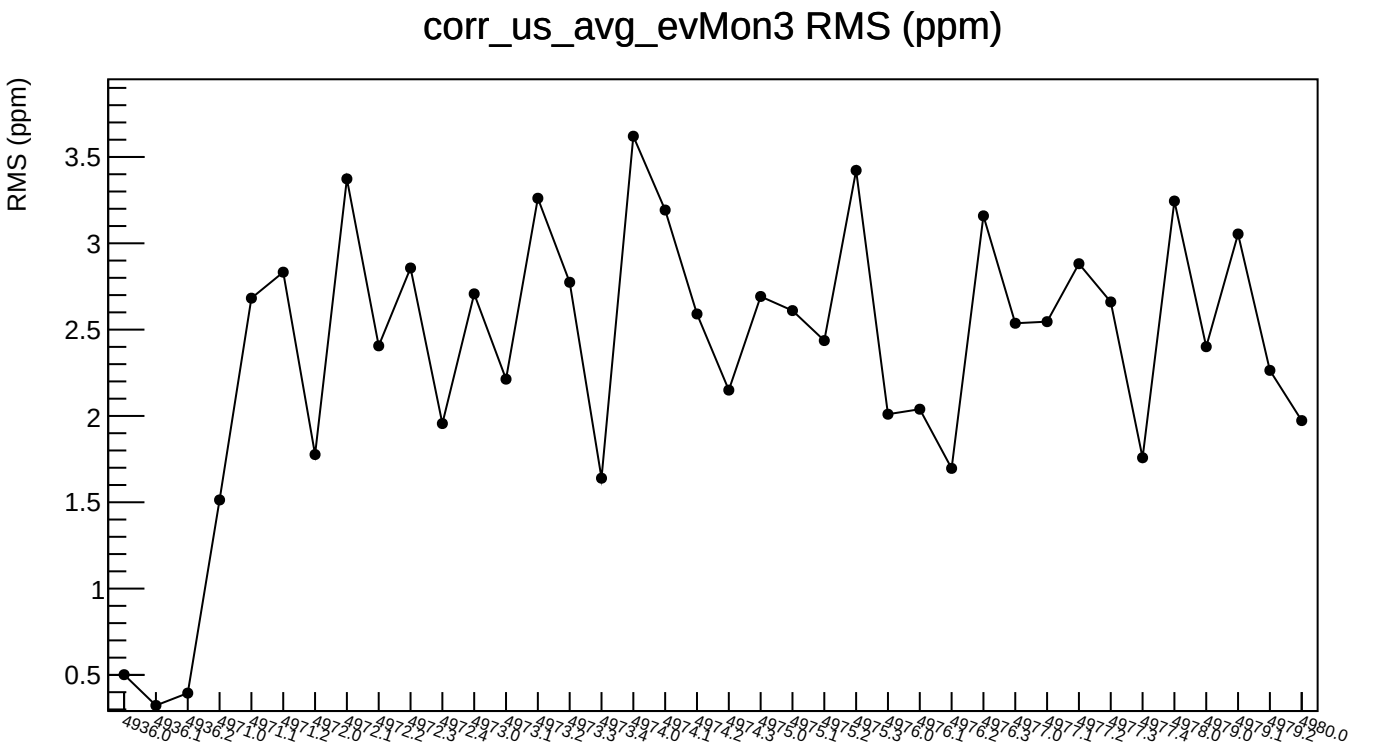
corr_us_avg_evMon3 RMS (ppm)
RMS (ppm)
3.5
3
2.5
2
1.5
1
0.5
4936.0
4936.1
4936.2
4971.0
4971.1
4971.2
4972.0
4972.1
4972.2
4972.3
4972.4
4973.0
4973.1
4973.2
4973.3
4973.4
4974.0
4974.1
4974.2
4974.3
4975.0
4975.1
4975.2
4975.3
4976.0
4976.1
4976.2
4976.3
4977.0
4977.1
4977.2
4977.3
4977.4
4978.0
4979.0
4979.1
4979.2
4980.0

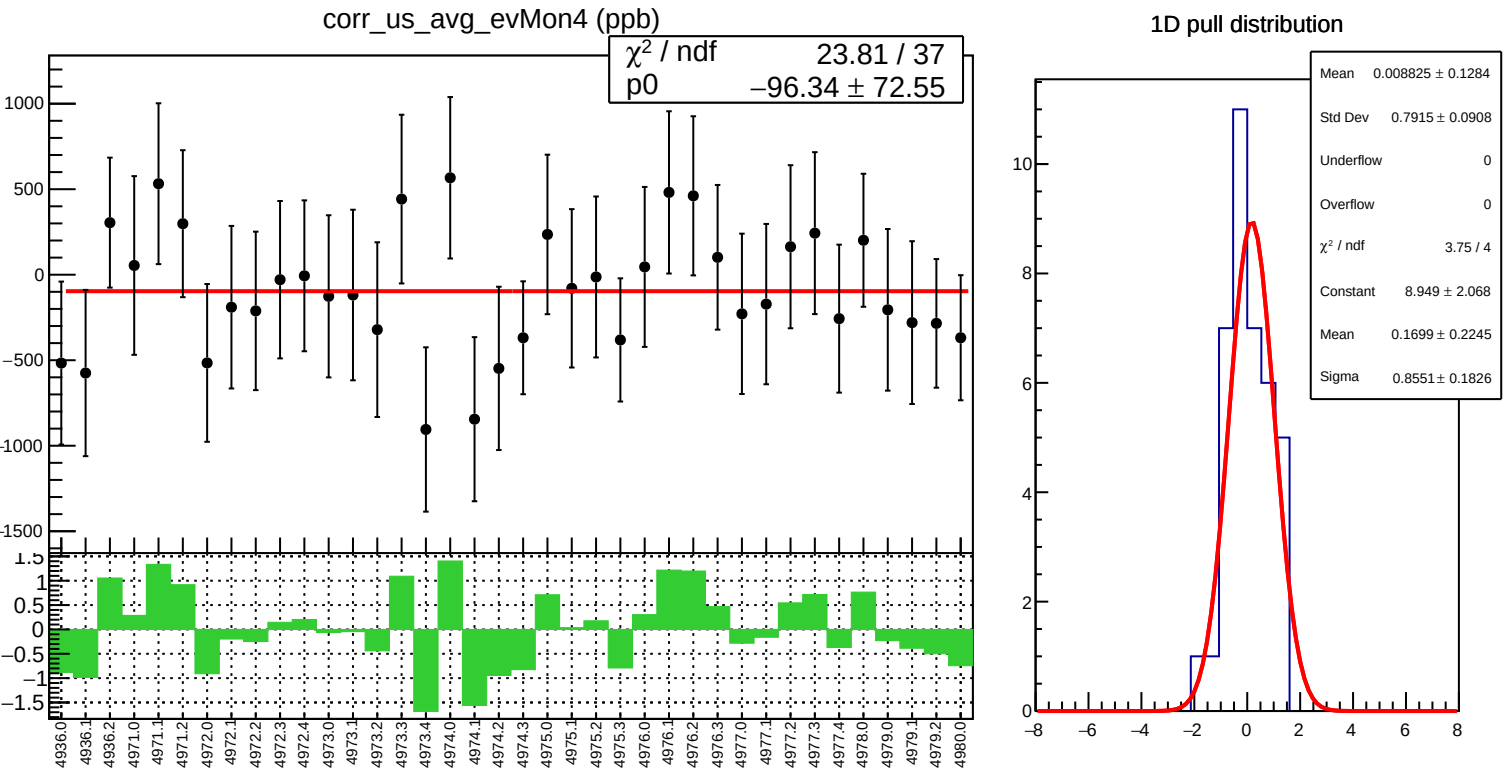
corr_us_avg_evMon4 (ppb)
χ² / ndf 23.81 / 37
p0 −96.34 ± 72.55
1000
500
0
−500
−1000
−1500
1.5
1
0.5
0
−0.5
−1
−1.5
4936.0
4936.1
4936.2
4971.0
4971.1
4971.2
4972.0
4972.1
4972.2
4972.3
4972.4
4973.0
4973.1
4973.2
4973.3
4973.4
4974.0
4974.1
4974.2
4974.3
4975.0
4975.1
4975.2
4975.3
4976.0
4976.1
4976.2
4976.3
4977.0
4977.1
4977.2
4977.3
4977.4
4978.0
4979.0
4979.1
4979.2
4980.0
1D pull distribution
Mean 0.008825 ± 0.1284
Std Dev 0.7915 ± 0.0908
Underflow 0
Overflow 0
χ² / ndf 3.75 / 4
Constant 8.949 ± 2.068
Mean 0.1699 ± 0.2245
Sigma 0.8551 ± 0.1826
10
8
6
4
2
0
−8
−6
−4
−2
0
2
4
6
8

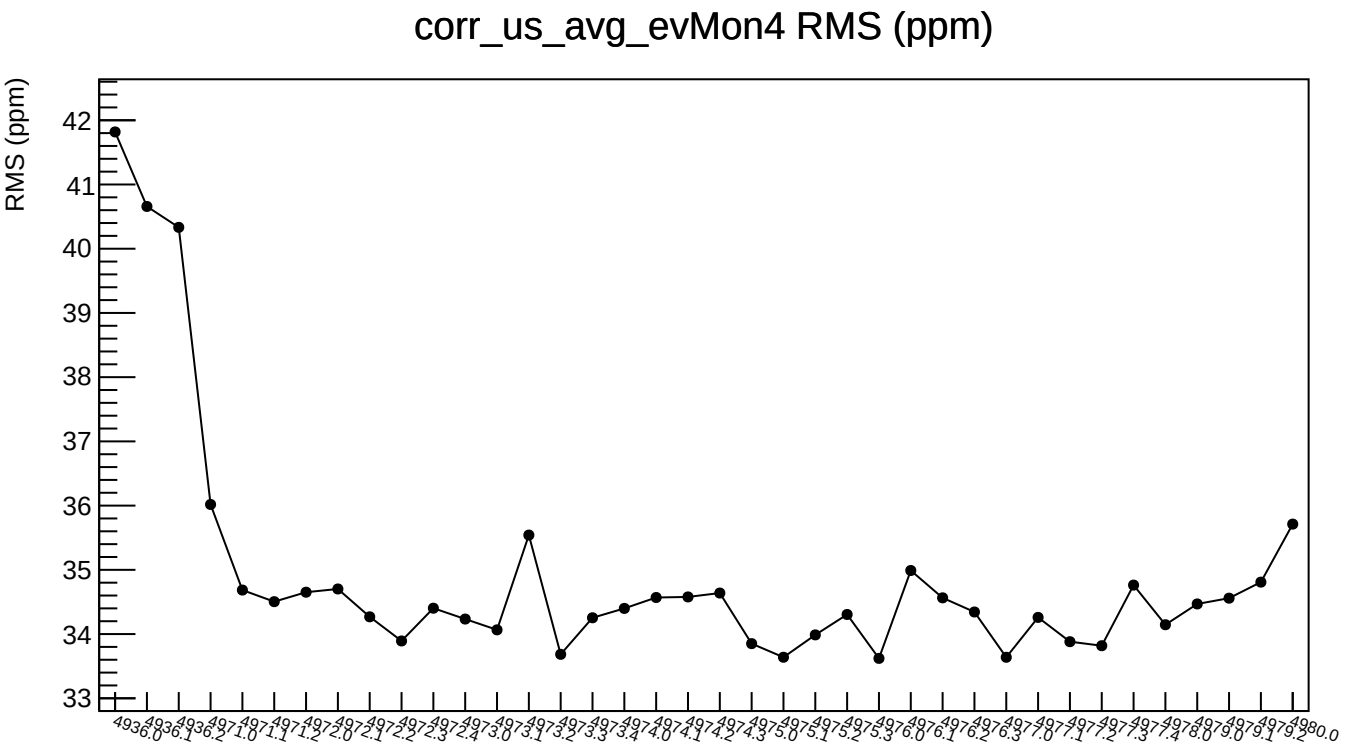
corr_us_avg_evMon4 RMS (ppm)
RMS (ppm)
42
41
40
39
38
37
36
35
34
33
4936.0
4936.1
4936.2
4971.0
4971.1
4971.2
4972.0
4972.1
4972.2
4972.3
4972.4
4973.0
4973.1
4973.2
4973.3
4973.4
4974.0
4974.1
4974.2
4974.3
4975.0
4975.1
4975.2
4975.3
4976.0
4976.1
4976.2
4976.3
4977.0
4977.1
4977.2
4977.3
4977.4
4978.0
4979.0
4979.1
4979.2
4980.0

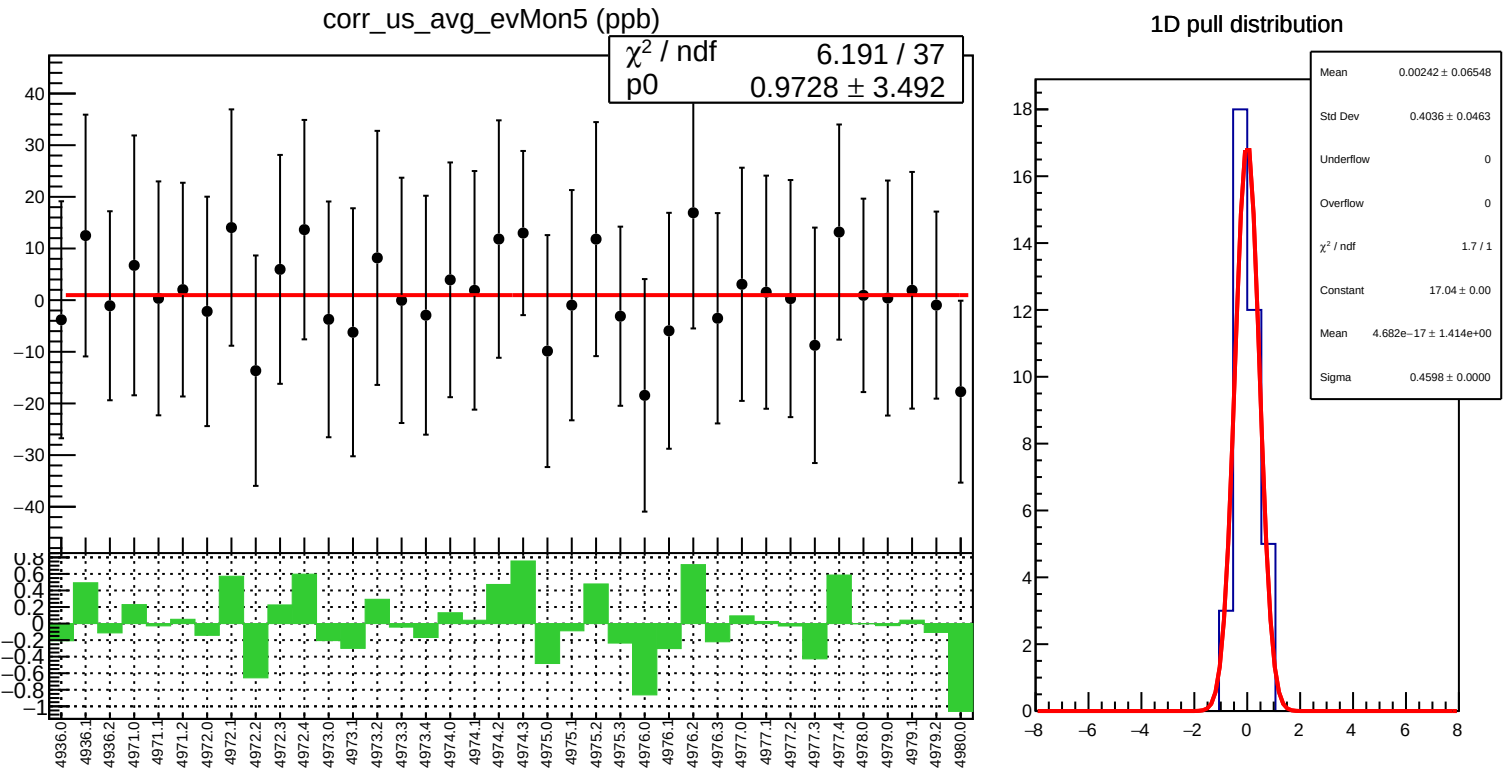
corr_us_avg_evMon5 (ppb)
χ² / ndf 6.191 / 37
p0 0.9728 ± 3.492
1D pull distribution
Mean 0.00242 ± 0.06548
Std Dev 0.4036 ± 0.0463
Underflow 0
Overflow 0
χ² / ndf 1.7 / 1
Constant 17.04 ± 0.00
Mean 4.682e−17 ± 1.414e+00
Sigma 0.4598 ± 0.0000

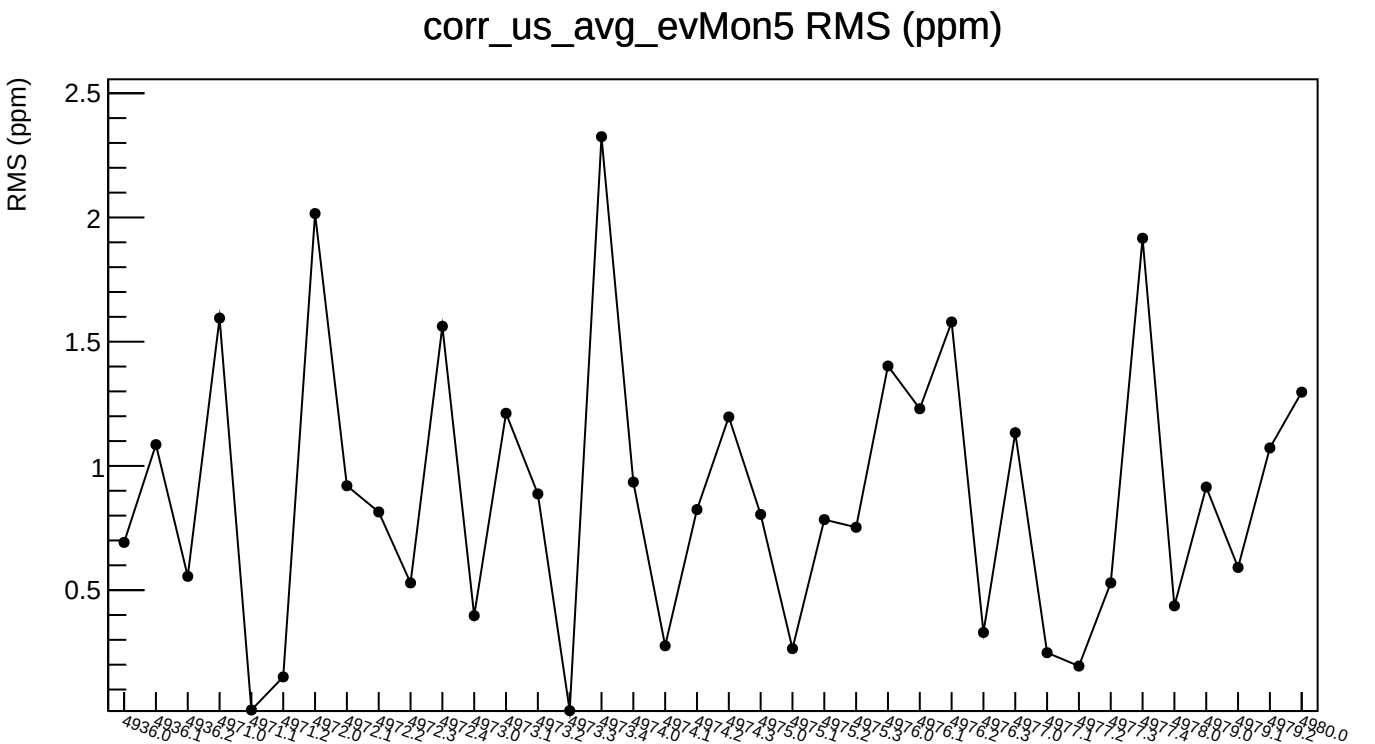
corr_us_avg_evMon5 RMS (ppm)
RMS (ppm)
2.5
2
1.5
1
0.5
4936.0
4936.1
4936.2
4971.0
4971.1
4971.2
4972.0
4972.1
4972.2
4972.3
4972.4
4973.0
4973.1
4973.2
4973.3
4973.4
4974.0
4974.1
4974.2
4974.3
4975.0
4975.1
4975.2
4975.3
4976.0
4976.1
4976.2
4976.3
4977.0
4977.1
4977.2
4977.3
4977.4
4978.0
4979.0
4979.1
4979.2
4980.0

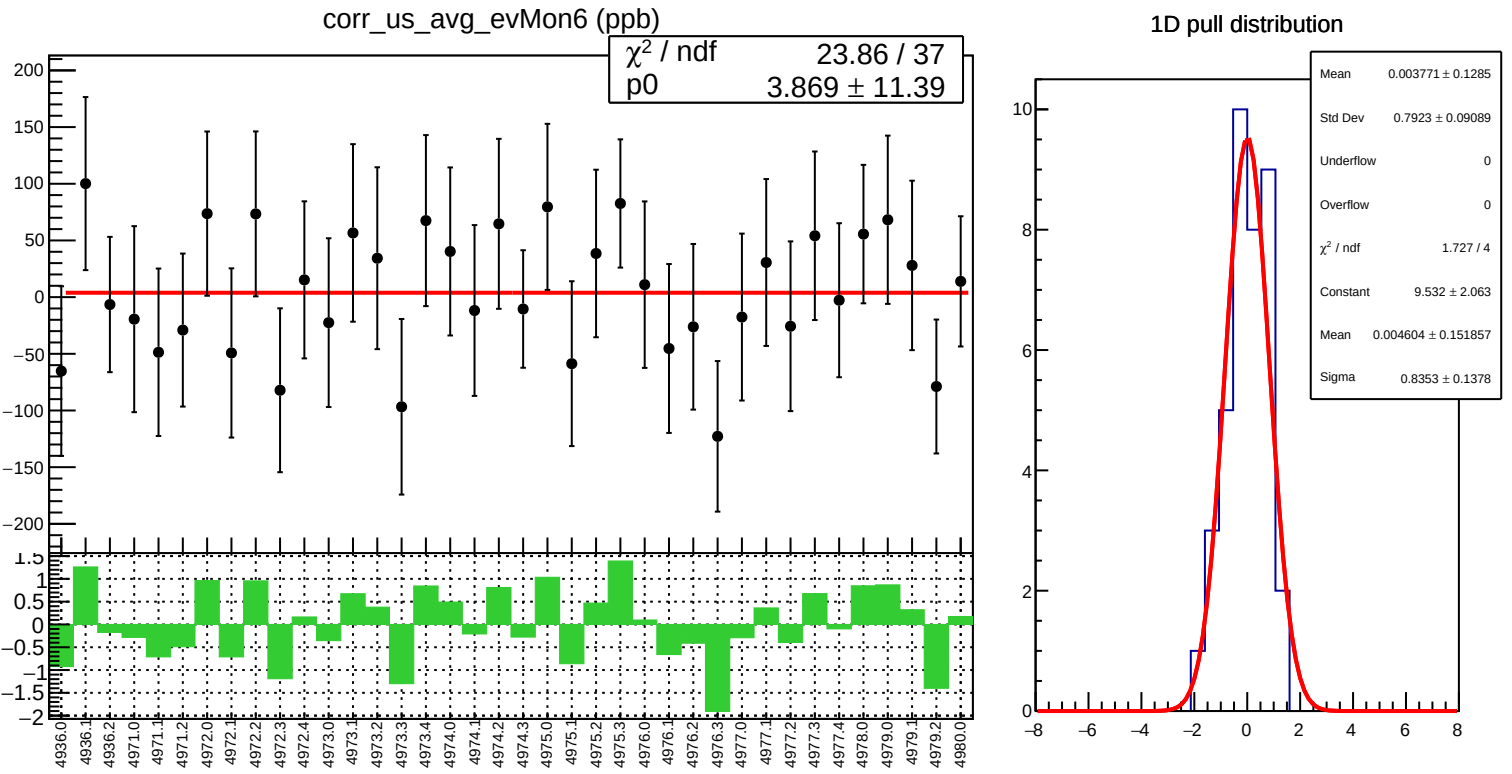
corr_us_avg_evMon6 (ppb)
χ² / ndf 23.86 / 37
p0 3.869 ± 11.39
1D pull distribution
Mean 0.003771 ± 0.1285
Std Dev 0.7923 ± 0.09089
Underflow 0
Overflow 0
χ² / ndf 1.727 / 4
Constant 9.532 ± 2.063
Mean 0.004604 ± 0.151857
Sigma 0.8353 ± 0.1378

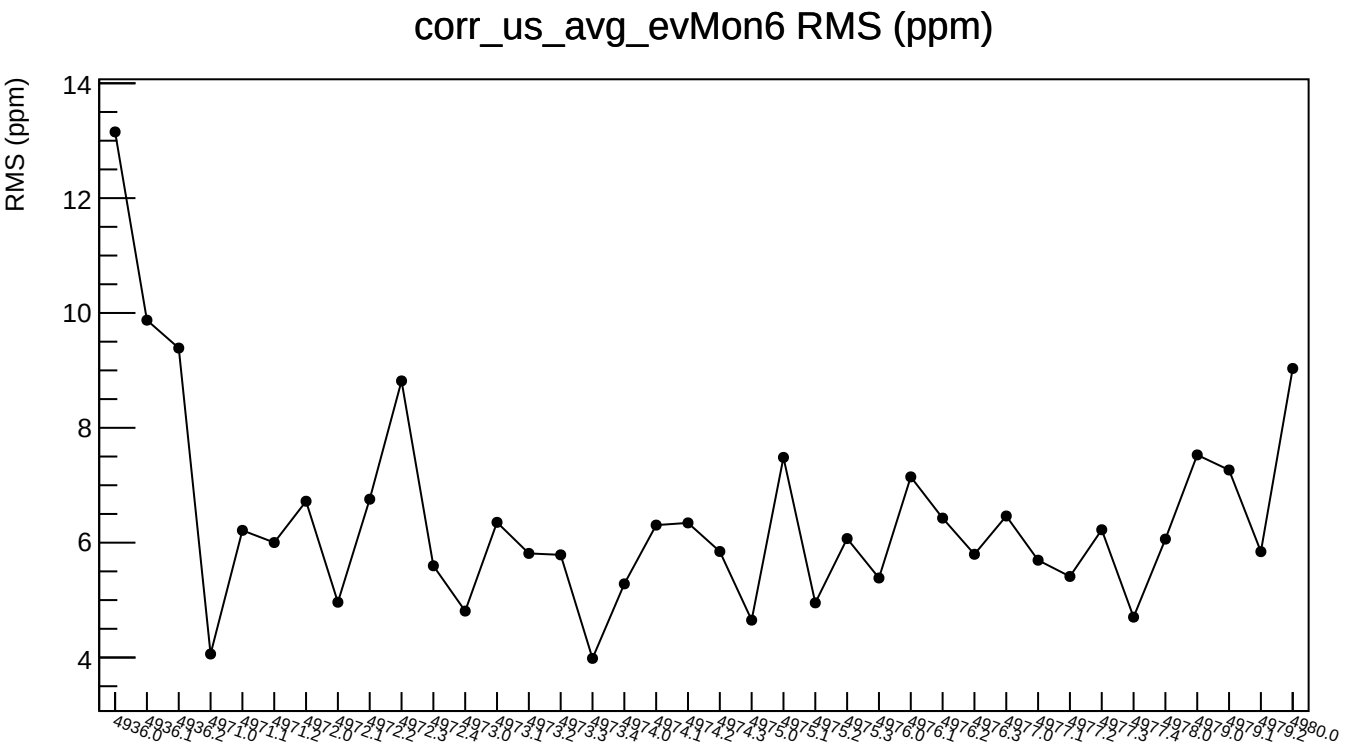
corr_us_avg_evMon6 RMS (ppm)
RMS (ppm)
14
12
10
8
6
4
4936.0
4936.1
4936.2
4971.0
4971.1
4971.2
4972.0
4972.1
4972.2
4972.3
4972.4
4973.0
4973.1
4973.2
4973.3
4973.4
4974.0
4974.1
4974.2
4974.3
4975.0
4975.1
4975.2
4975.3
4976.0
4976.1
4976.2
4976.3
4977.0
4977.1
4977.2
4977.3
4977.4
4978.0
4979.0
4979.1
4979.2
4980.0

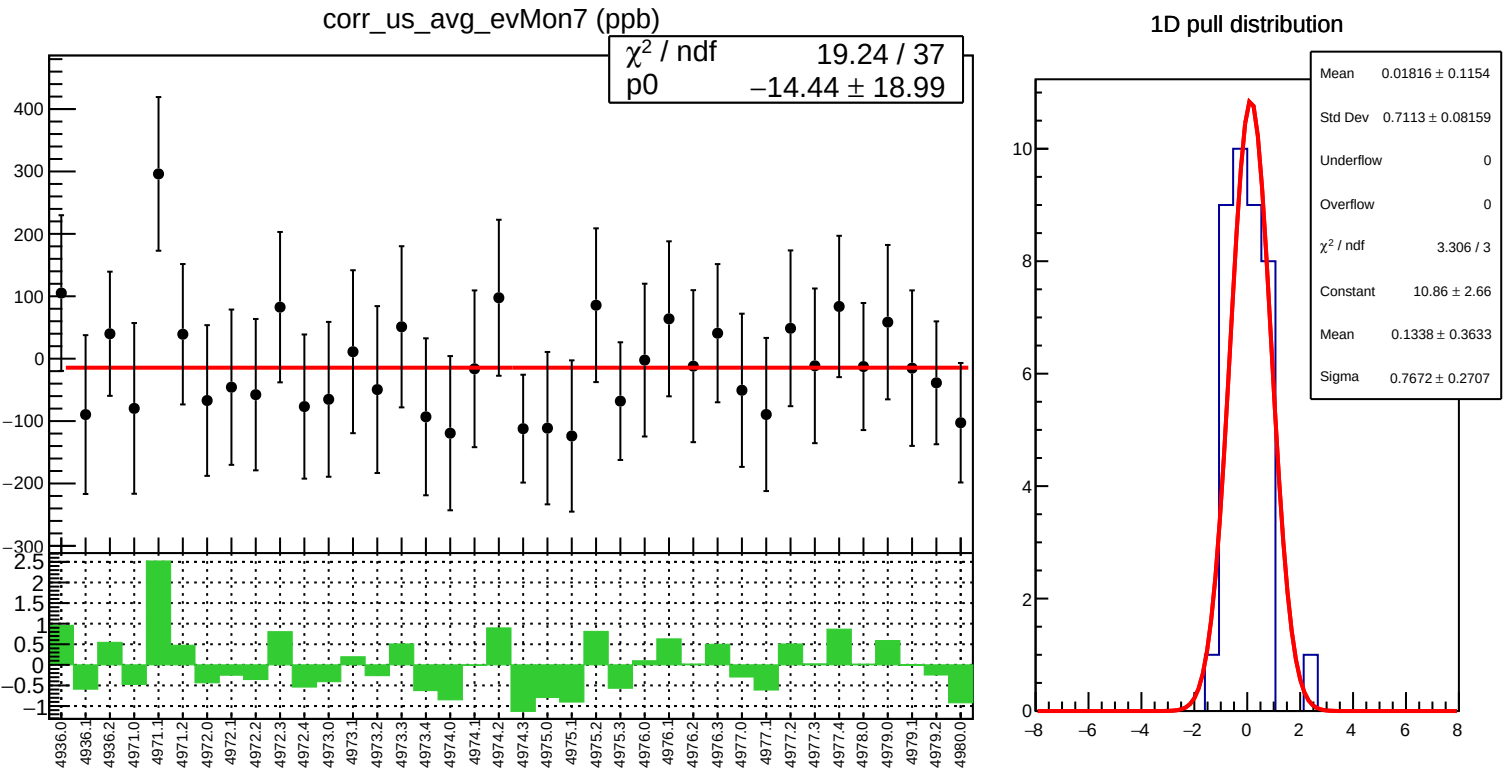
corr_us_avg_evMon7 (ppb)
χ² / ndf 19.24 / 37
p0 −14.44 ± 18.99
1D pull distribution
Mean 0.01816 ± 0.1154
Std Dev 0.7113 ± 0.08159
Underflow 0
Overflow 0
χ² / ndf 3.306 / 3
Constant 10.86 ± 2.66
Mean 0.1338 ± 0.3633
Sigma 0.7672 ± 0.2707

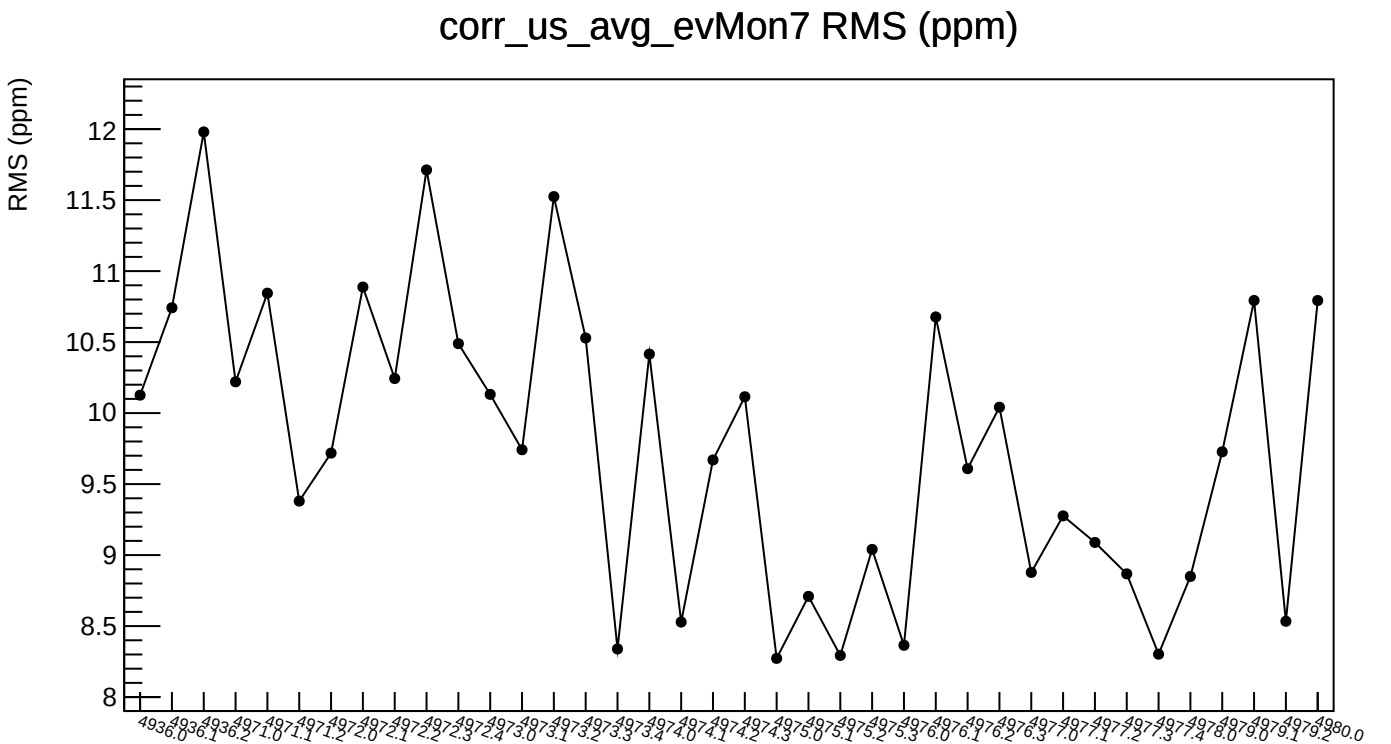
corr_us_avg_evMon7 RMS (ppm)
RMS (ppm)
12
11.5
11
10.5
10
9.5
9
8.5
8
4936.0
4936.1
4936.2
4971.0
4971.1
4971.2
4972.0
4972.1
4972.2
4972.3
4972.4
4973.0
4973.1
4973.2
4973.3
4973.4
4974.0
4974.1
4974.2
4974.3
4975.0
4975.1
4975.2
4975.3
4976.0
4976.1
4976.2
4976.3
4977.0
4977.1
4977.2
4977.3
4977.4
4978.0
4979.0
4979.1
4979.2
4980.0

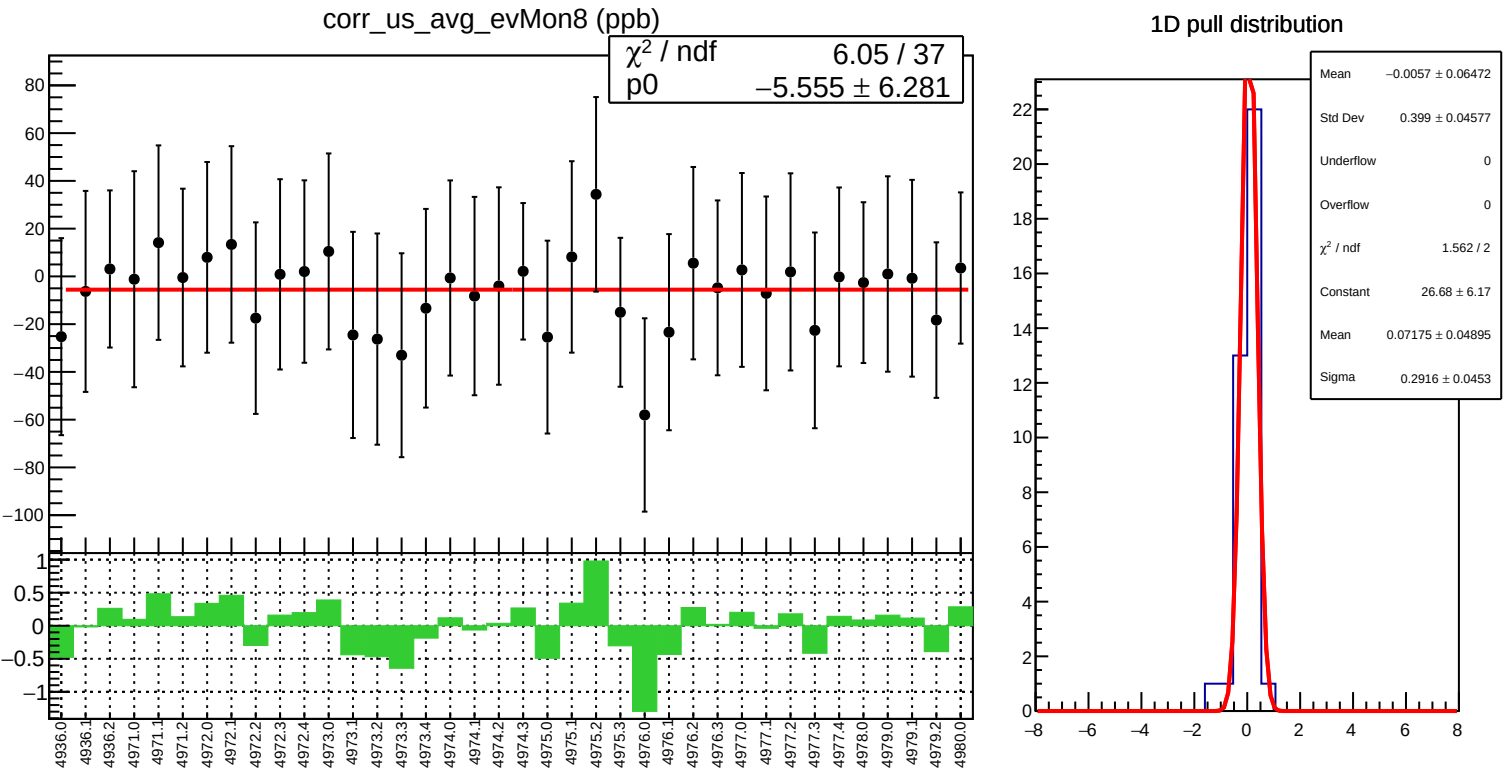
corr_us_avg_evMon8 (ppb)
χ² / ndf 6.05 / 37
p0 −5.555 ± 6.281
1D pull distribution
Mean −0.0057 ± 0.06472
Std Dev 0.399 ± 0.04577
Underflow 0
Overflow 0
χ² / ndf 1.562 / 2
Constant 26.68 ± 6.17
Mean 0.07175 ± 0.04895
Sigma 0.2916 ± 0.0453

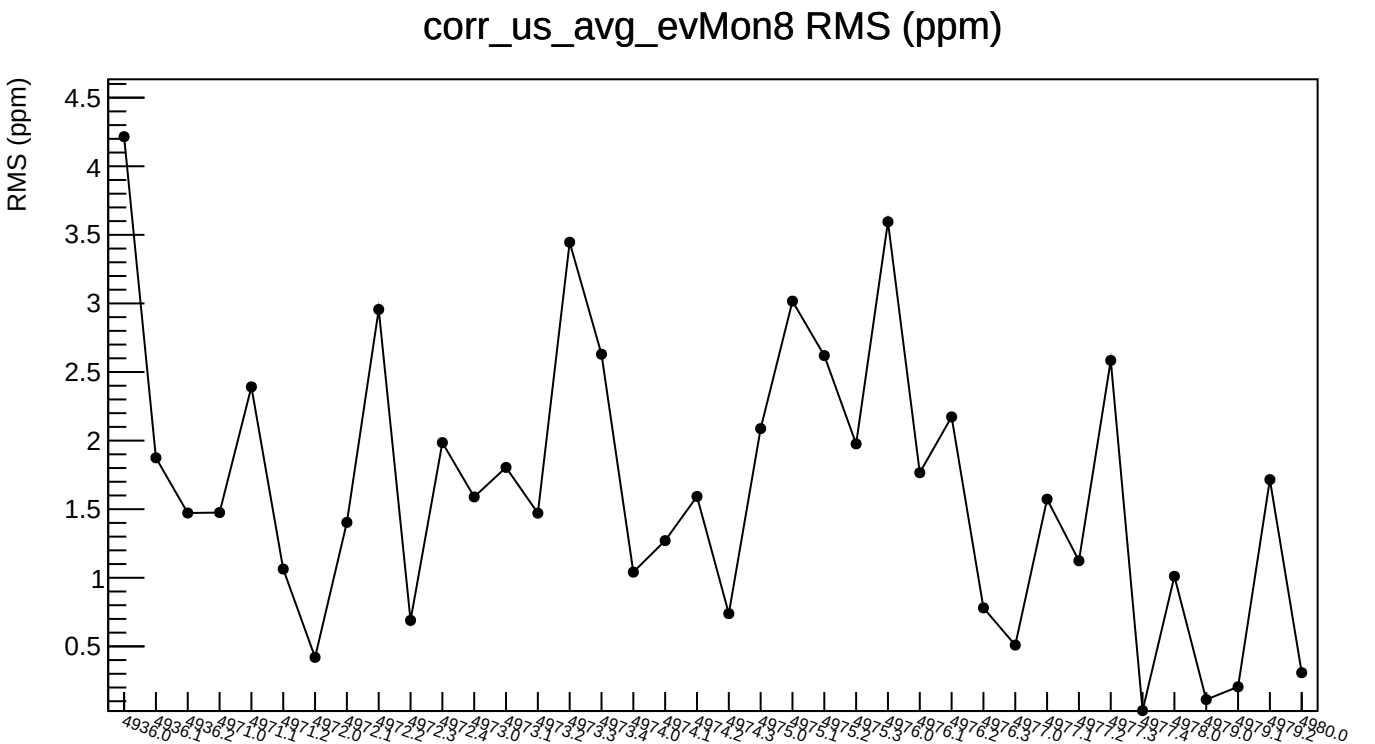
corr_us_avg_evMon8 RMS (ppm)
RMS (ppm)
4.5
4
3.5
3
2.5
2
1.5
1
0.5
4936.0
4936.1
4936.2
4971.0
4971.1
4971.2
4972.0
4972.1
4972.2
4972.3
4972.4
4973.0
4973.1
4973.2
4973.3
4973.4
4974.0
4974.1
4974.2
4974.3
4975.0
4975.1
4975.2
4975.3
4976.0
4976.1
4976.2
4976.3
4977.0
4977.1
4977.2
4977.3
4977.4
4978.0
4979.0
4979.1
4979.2
4980.0

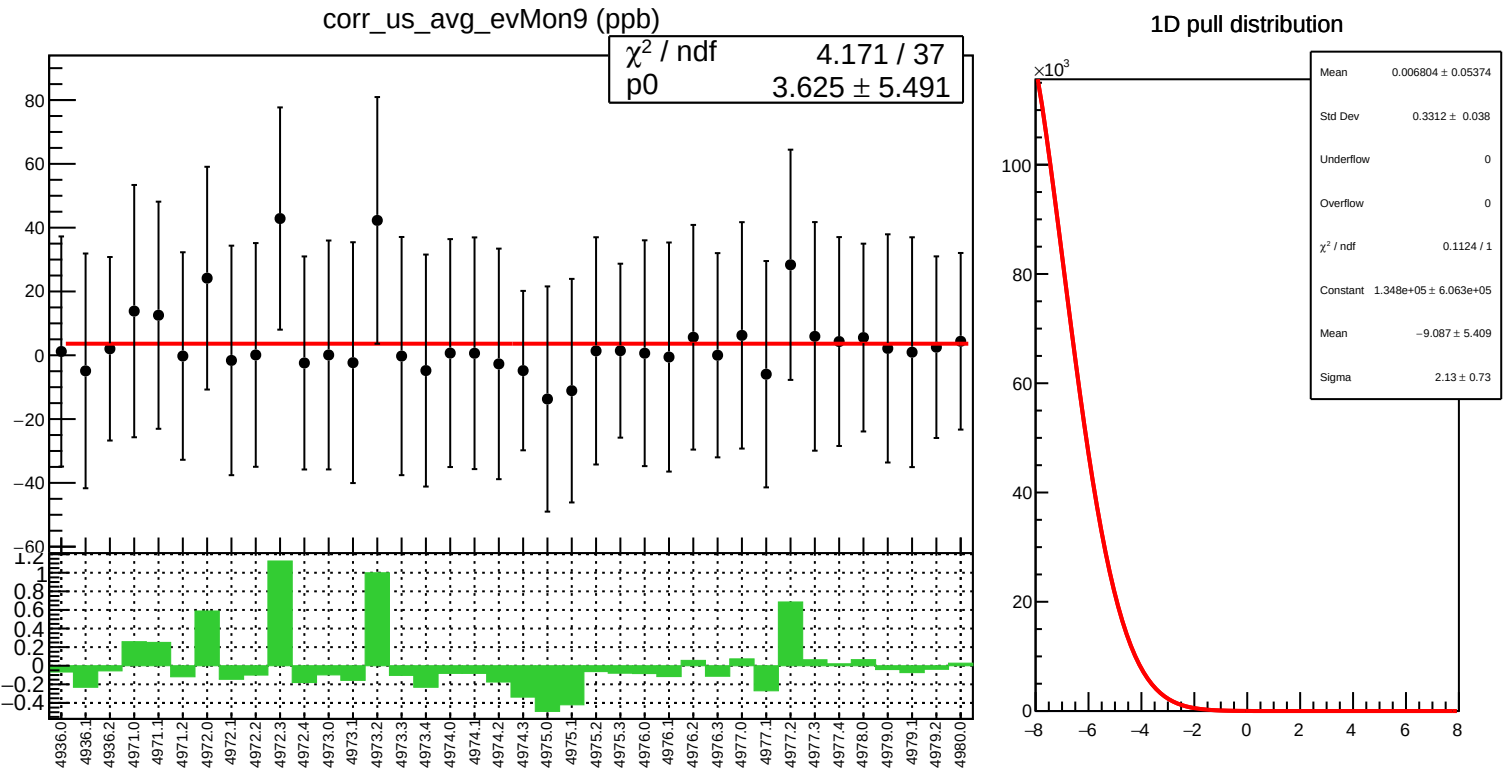
corr_us_avg_evMon9 (ppb)
χ² / ndf 4.171 / 37
p0 3.625 ± 5.491
1D pull distribution
Mean 0.006804 ± 0.05374
Std Dev 0.3312 ± 0.038
Underflow 0
Overflow 0
χ² / ndf 0.1124 / 1
Constant 1.348e+05 ± 6.063e+05
Mean −9.087 ± 5.409
Sigma 2.13 ± 0.73

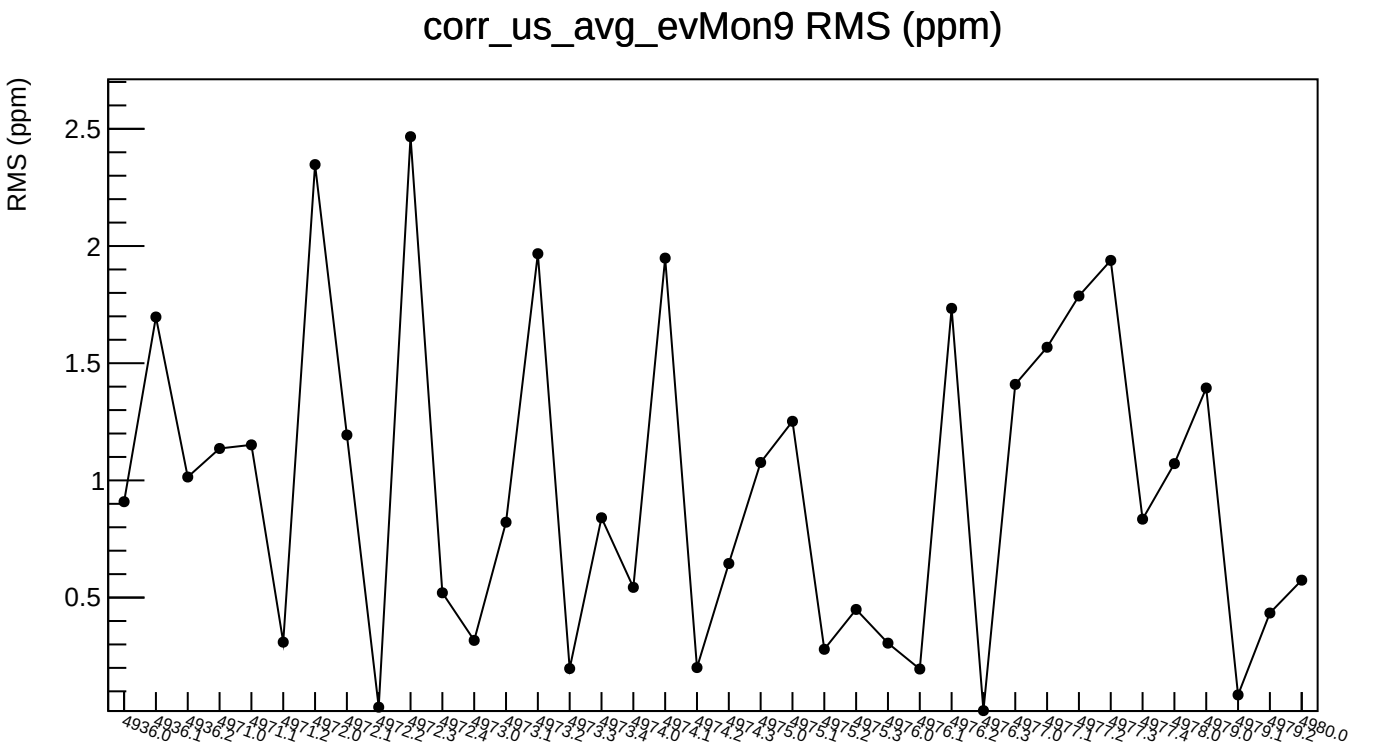
corr_us_avg_evMon9 RMS (ppm)
RMS (ppm)
2.5
2
1.5
1
0.5
4936.0
4936.1
4936.2
4971.0
4971.1
4971.2
4972.0
4972.1
4972.2
4972.3
4972.4
4973.0
4973.1
4973.2
4973.3
4973.4
4974.0
4974.1
4974.2
4974.3
4975.0
4975.1
4975.2
4975.3
4976.0
4976.1
4976.2
4976.3
4977.0
4977.1
4977.2
4977.3
4977.4
4978.0
4979.0
4979.1
4979.2
4980.0

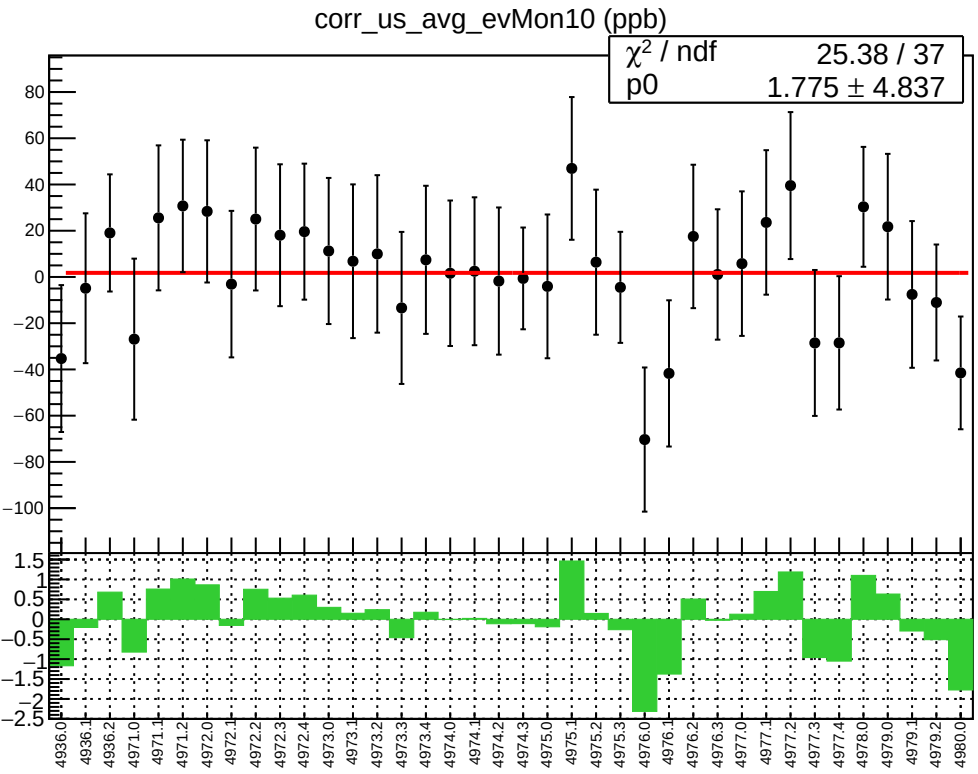
corr_us_avg_evMon10 (ppb)
χ² / ndf 25.38 / 37
p0 1.775 ± 4.837
80
60
40
20
0
−20
−40
−60
−80
−100
1.5
1
0.5
0
−0.5
−1
−1.5
−2
−2.5
4936.0
4936.1
4936.2
4971.0
4971.1
4971.2
4972.0
4972.1
4972.2
4972.3
4972.4
4973.0
4973.1
4973.2
4973.3
4973.4
4974.0
4974.1
4974.2
4974.3
4975.0
4975.1
4975.2
4975.3
4976.0
4976.1
4976.2
4976.3
4977.0
4977.1
4977.2
4977.3
4977.4
4978.0
4979.0
4979.1
4979.2
4980.0

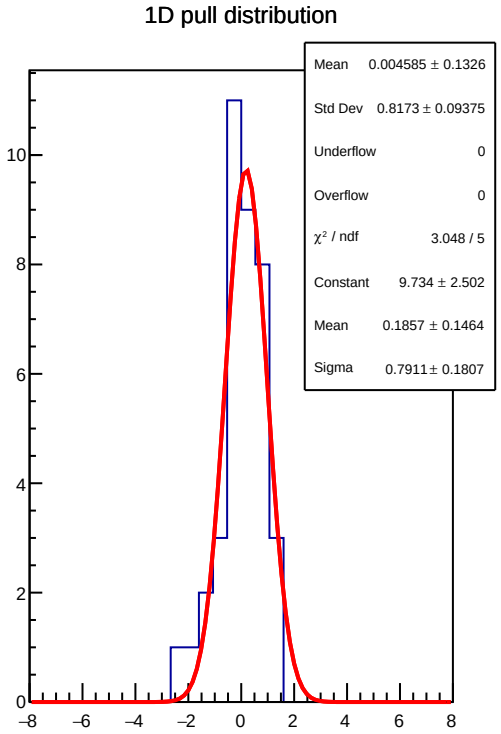
1D pull distribution
Mean 0.004585 ± 0.1326
Std Dev 0.8173 ± 0.09375
Underflow 0
Overflow 0
χ² / ndf 3.048 / 5
Constant 9.734 ± 2.502
Mean 0.1857 ± 0.1464
Sigma 0.7911 ± 0.1807
10
8
6
4
2
0
−8
−6
−4
−2
0
2
4
6
8

corr_us_avg_evMon10 RMS (ppm)

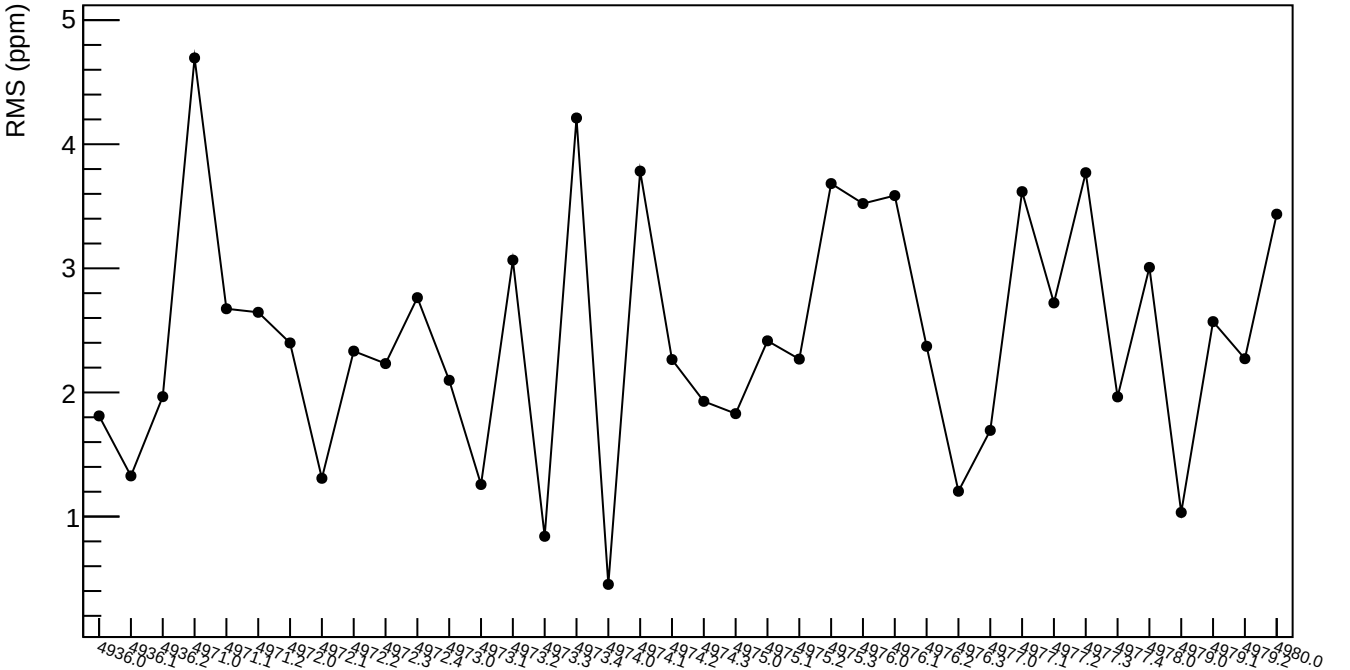

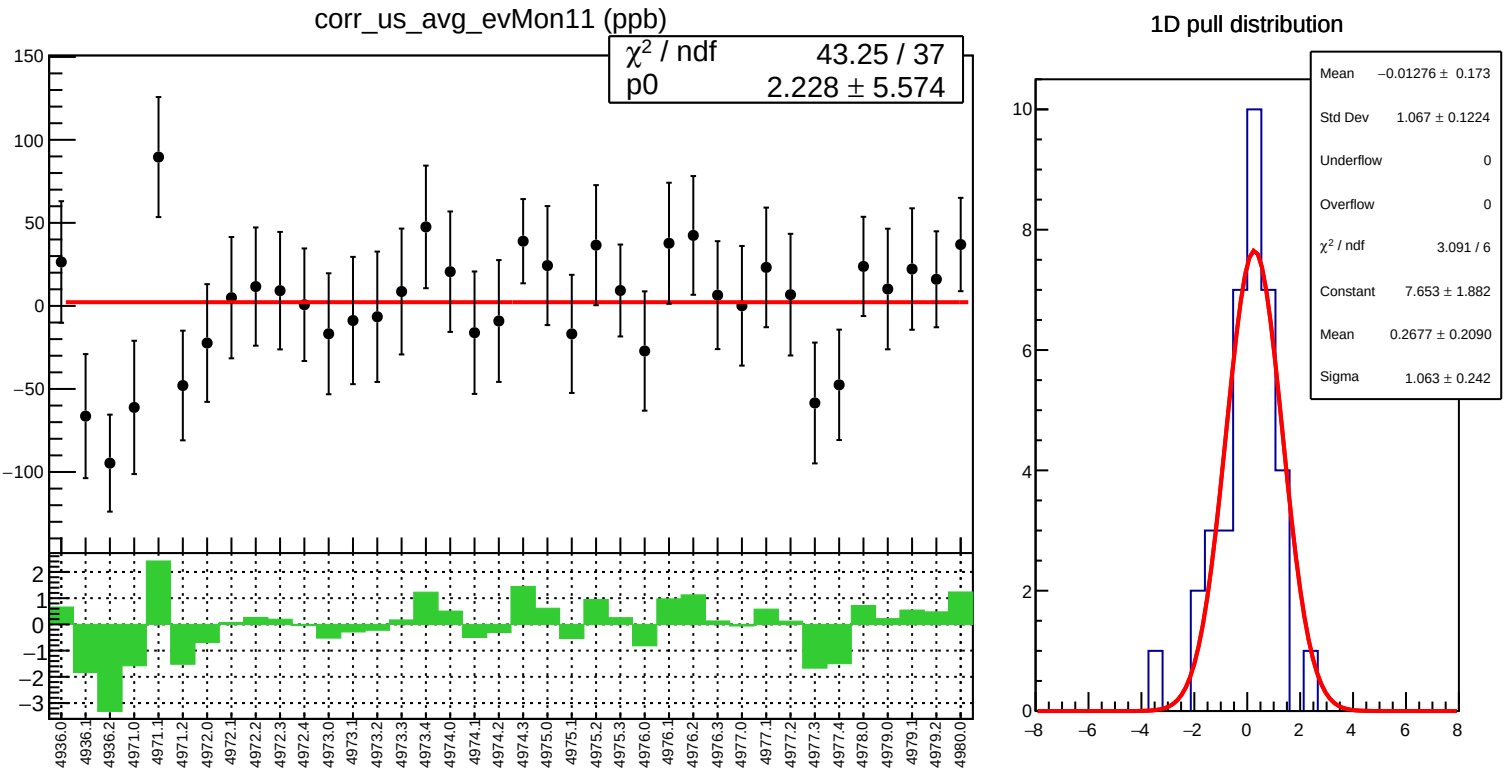
corr_us_avg_evMon11 (ppb)
χ² / ndf 43.25 / 37
p0 2.228 ± 5.574
1D pull distribution
Mean −0.01276 ± 0.173
Std Dev 1.067 ± 0.1224
Underflow 0
Overflow 0
χ² / ndf 3.091 / 6
Constant 7.653 ± 1.882
Mean 0.2677 ± 0.2090
Sigma 1.063 ± 0.242

corr_us_avg_evMon11 RMS (ppm)

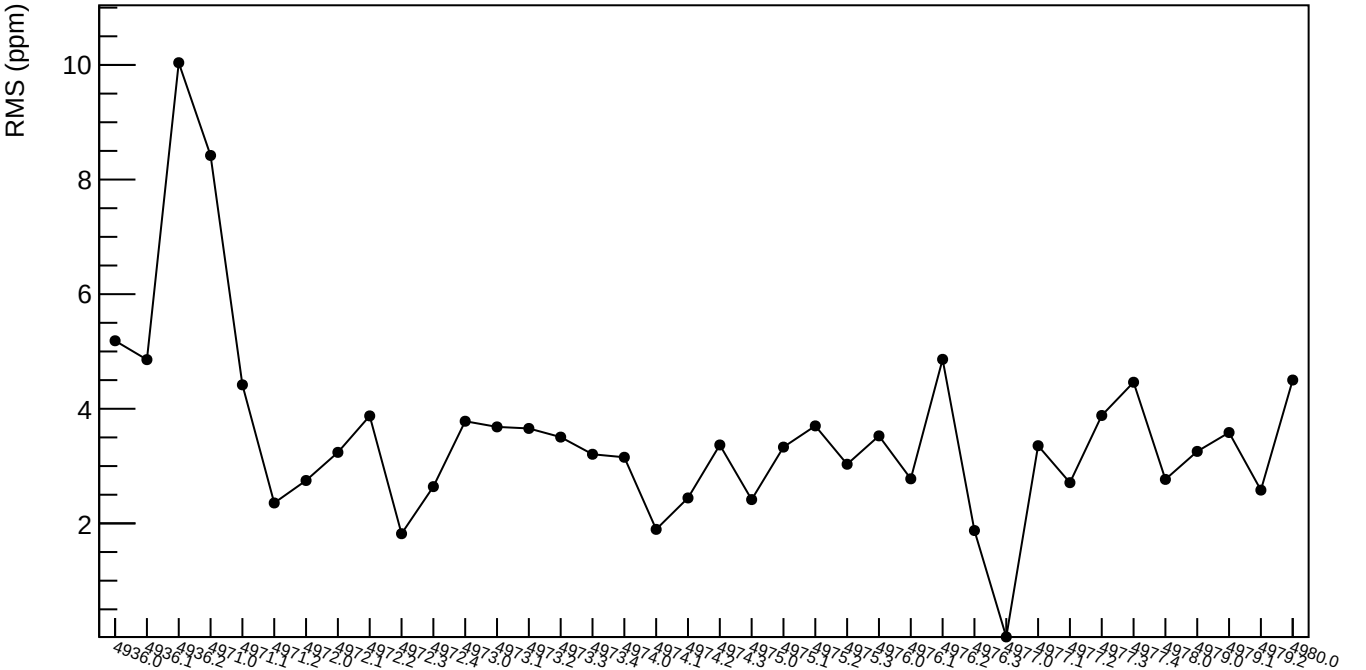

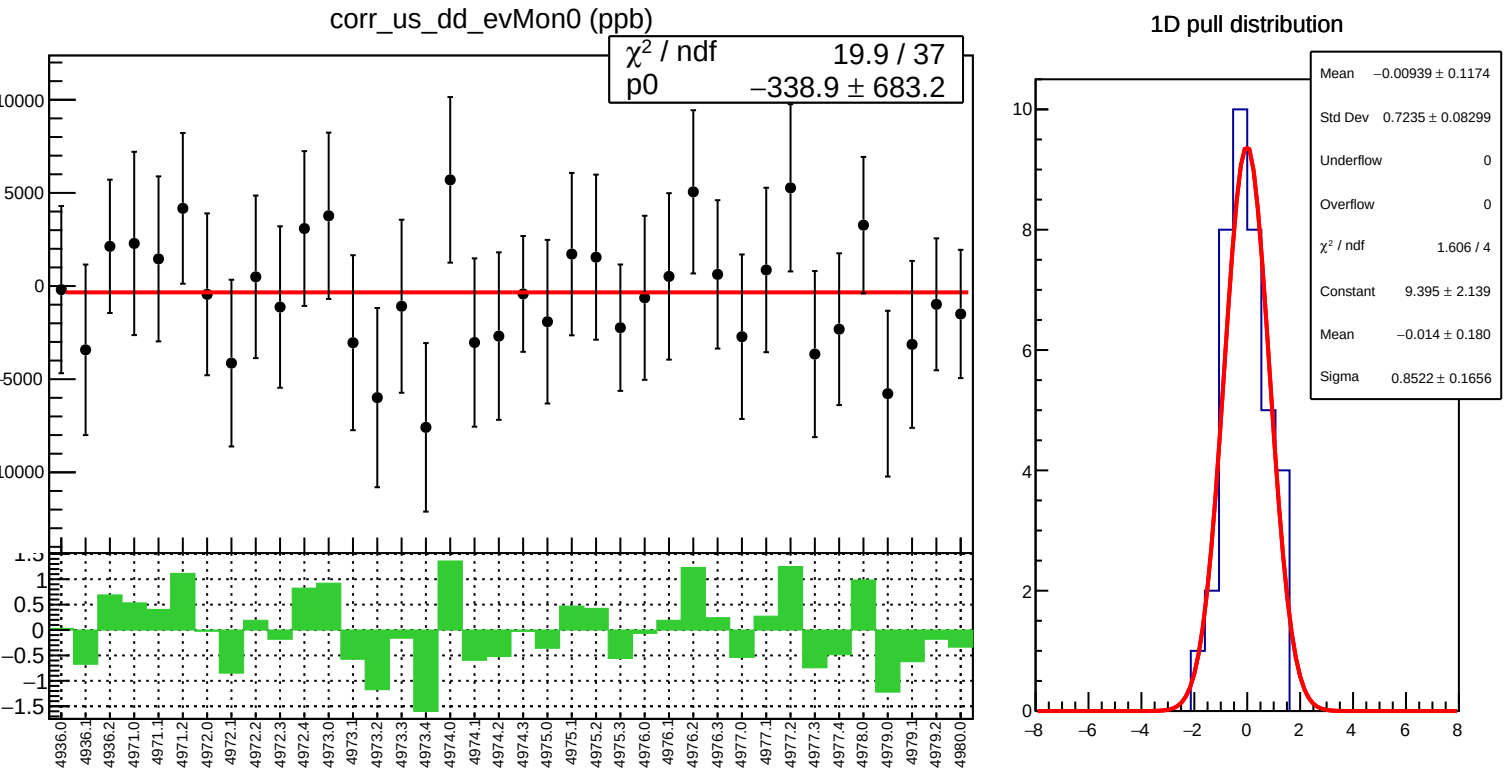
corr_us_dd_evMon0 (ppb)
χ² / ndf 19.9 / 37
p0 −338.9 ± 683.2
10000
5000
0
−5000
−10000
1.5
1
0.5
0
−0.5
−1
−1.5
4936.0
4936.1
4936.2
4971.0
4971.1
4971.2
4972.0
4972.1
4972.2
4972.3
4972.4
4973.0
4973.1
4973.2
4973.3
4973.4
4974.0
4974.1
4974.2
4974.3
4975.0
4975.1
4975.2
4975.3
4976.0
4976.1
4976.2
4976.3
4977.0
4977.1
4977.2
4977.3
4977.4
4978.0
4979.0
4979.1
4979.2
4980.0
1D pull distribution
Mean −0.00939 ± 0.1174
Std Dev 0.7235 ± 0.08299
Underflow 0
Overflow 0
χ² / ndf 1.606 / 4
Constant 9.395 ± 2.139
Mean −0.014 ± 0.180
Sigma 0.8522 ± 0.1656
10
8
6
4
2
0
−8
−6
−4
−2
0
2
4
6
8

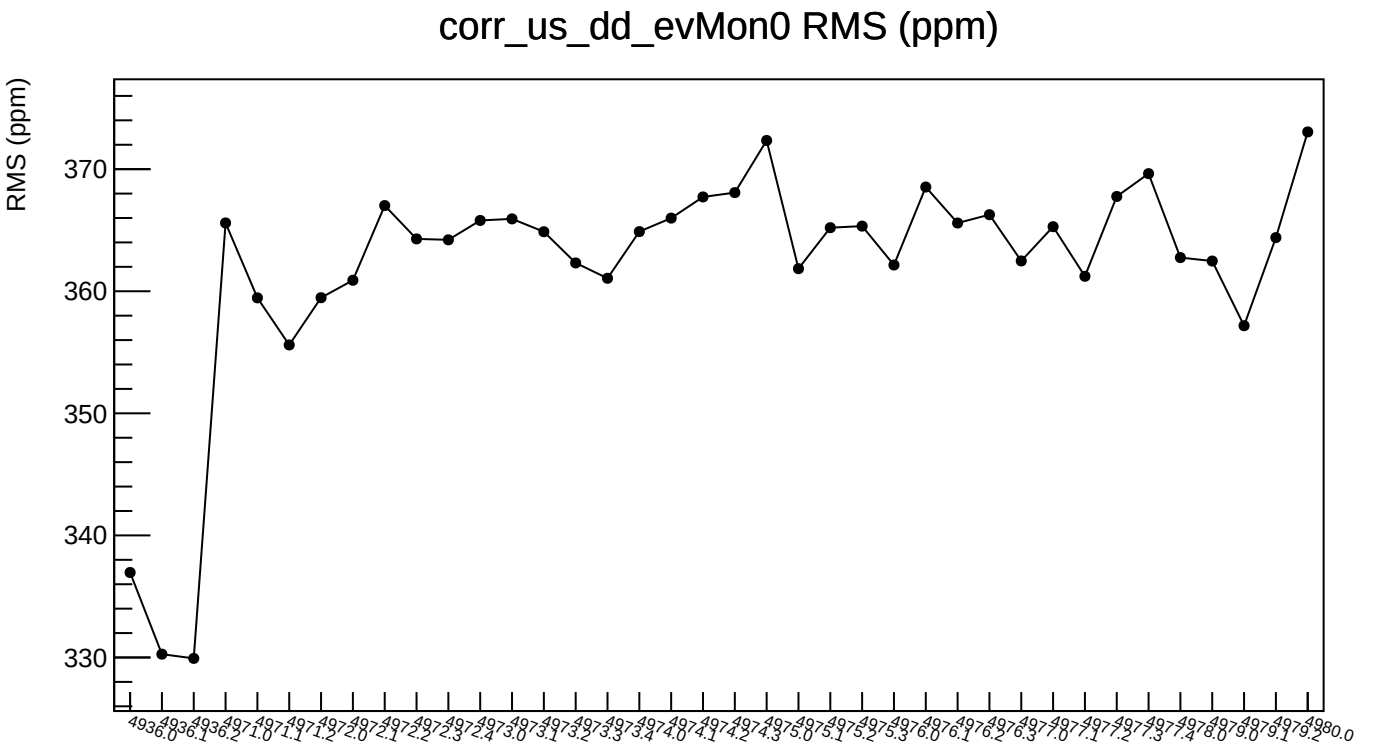
corr_us_dd_evMon0 RMS (ppm)
RMS (ppm)
370
360
350
340
330
4936.0
4936.1
4936.2
4971.0
4971.1
4971.2
4972.0
4972.1
4972.2
4972.3
4972.4
4973.0
4973.1
4973.2
4973.3
4973.4
4974.0
4974.1
4974.2
4974.3
4975.0
4975.1
4975.2
4975.3
4976.0
4976.1
4976.2
4976.3
4977.0
4977.1
4977.2
4977.3
4977.4
4978.0
4979.0
4979.1
4979.2
4980.0

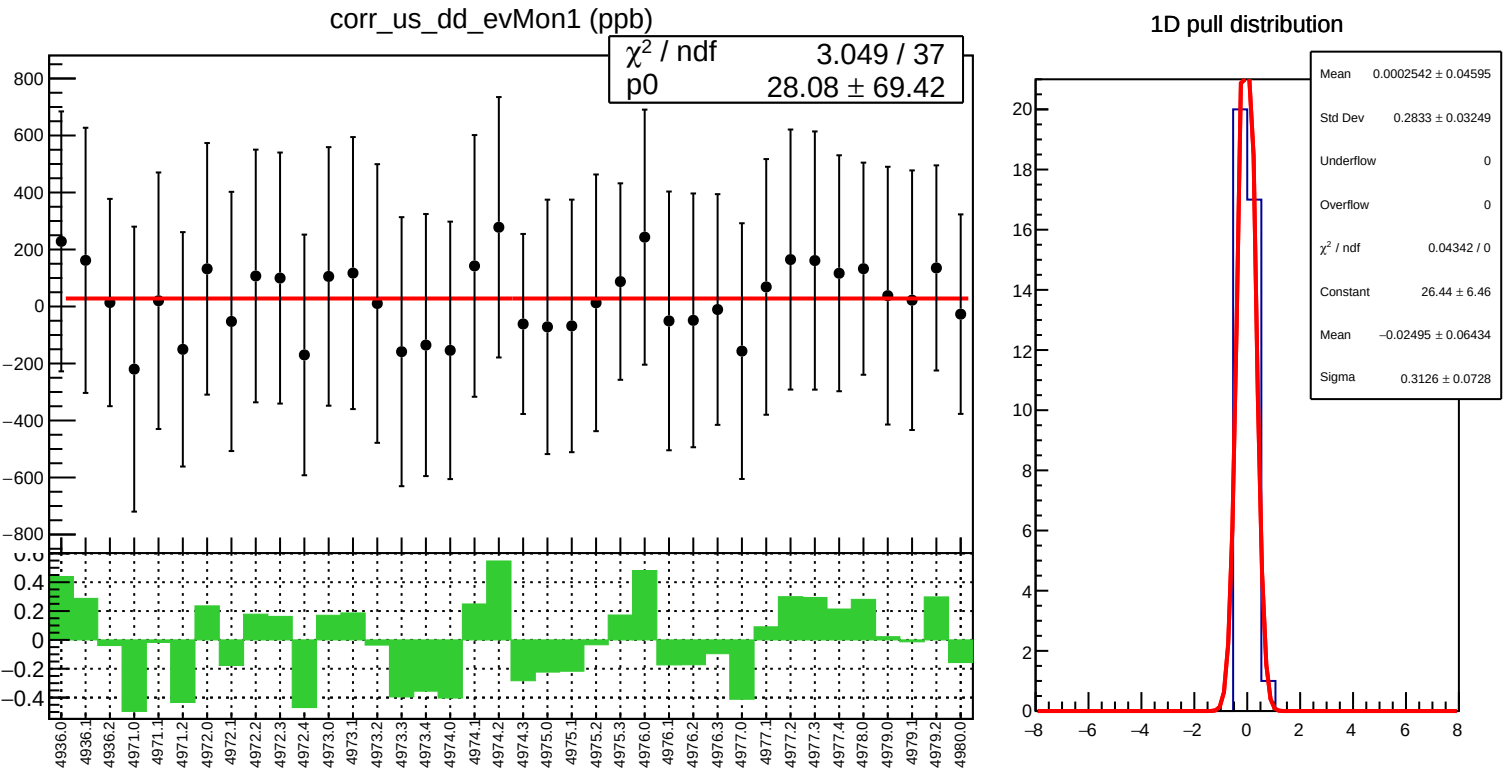
corr_us_dd_evMon1 (ppb)
χ² / ndf 3.049 / 37
p0 28.08 ± 69.42
1D pull distribution
Mean 0.0002542 ± 0.04595
Std Dev 0.2833 ± 0.03249
Underflow 0
Overflow 0
χ² / ndf 0.04342 / 0
Constant 26.44 ± 6.46
Mean −0.02495 ± 0.06434
Sigma 0.3126 ± 0.0728

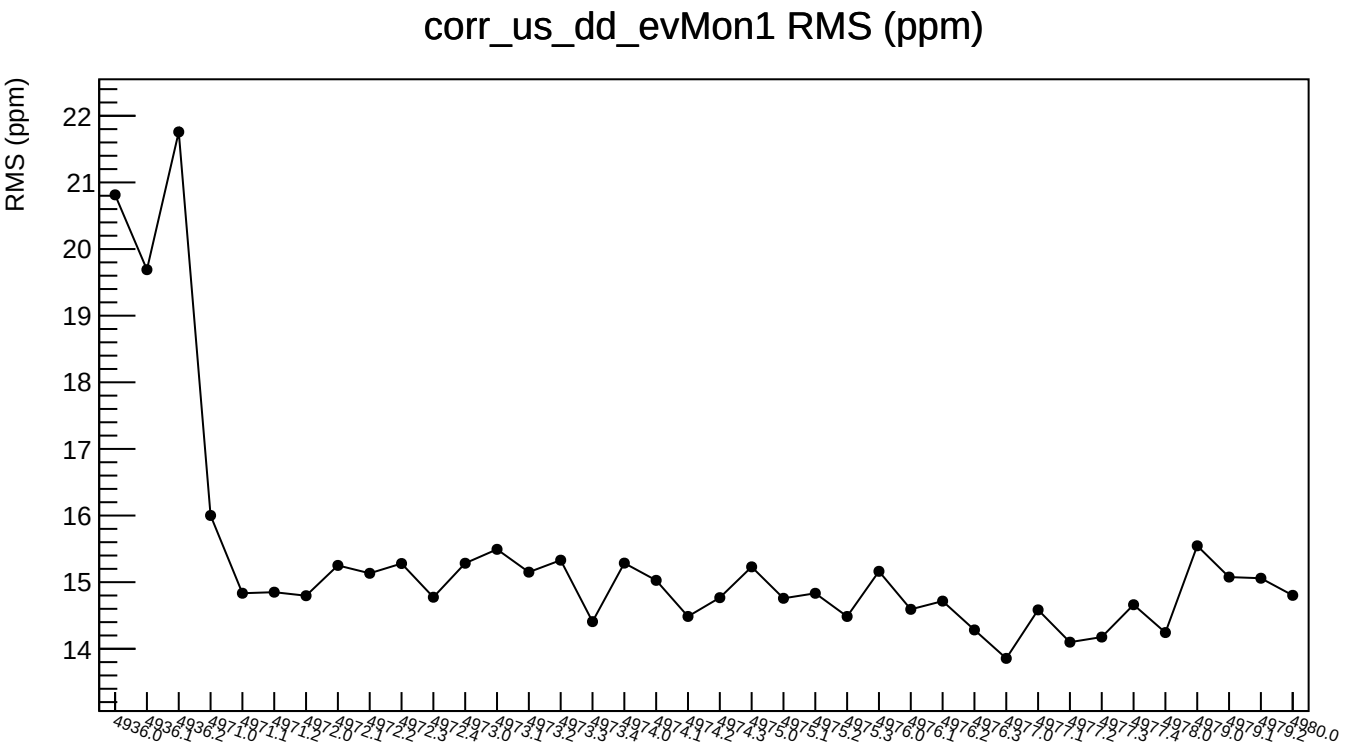
corr_us_dd_evMon1 RMS (ppm)
RMS (ppm)
22
21
20
19
18
17
16
15
14
4936.0
4936.1
4936.2
4971.0
4971.1
4971.2
4972.0
4972.1
4972.2
4972.3
4972.4
4973.0
4973.1
4973.2
4973.3
4973.4
4974.0
4974.1
4974.2
4974.3
4975.0
4975.1
4975.2
4975.3
4976.0
4976.1
4976.2
4976.3
4977.0
4977.1
4977.2
4977.3
4977.4
4978.0
4979.0
4979.1
4979.2
4980.0

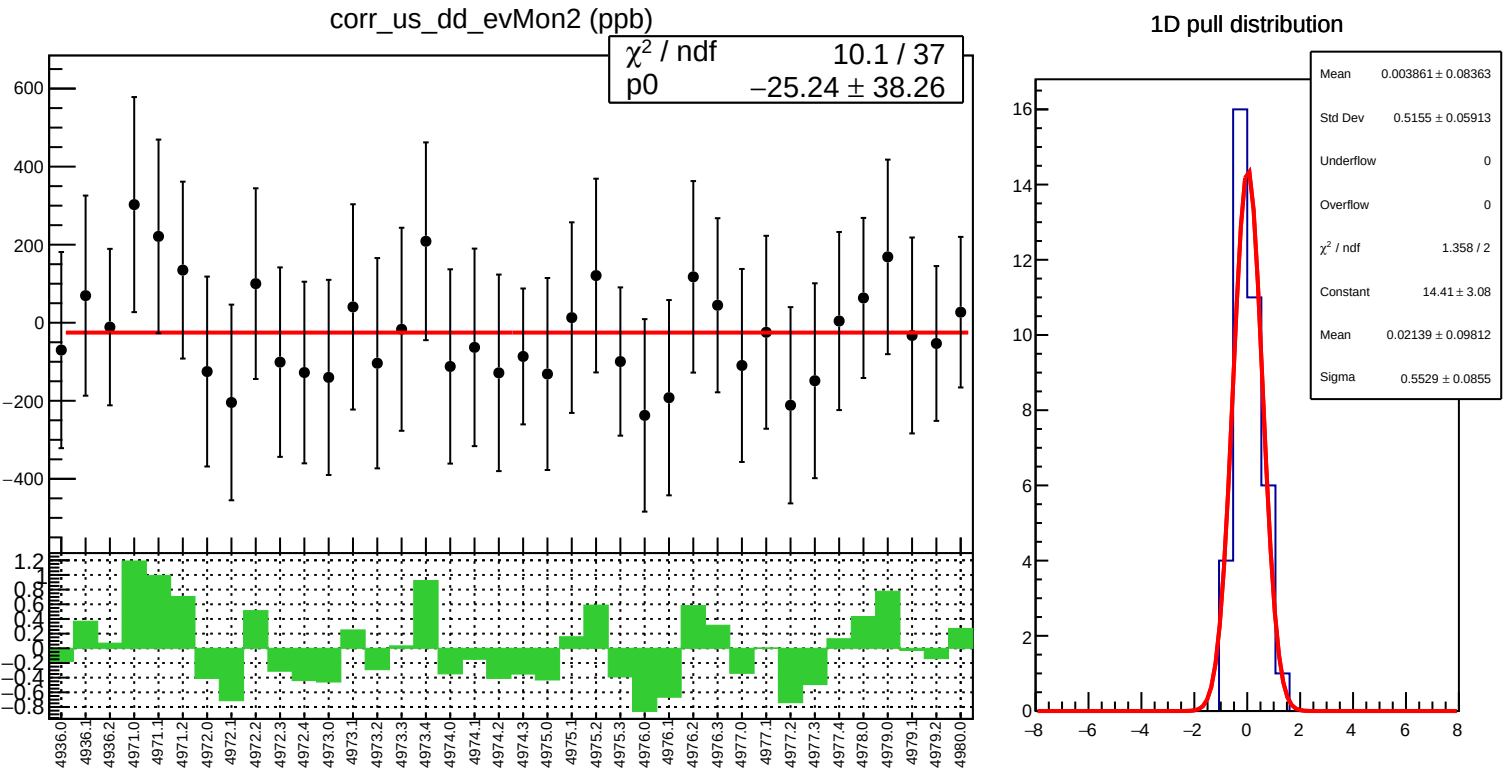
corr_us_dd_evMon2 (ppb)
χ² / ndf 10.1 / 37
p0 −25.24 ± 38.26
1D pull distribution
Mean 0.003861 ± 0.08363
Std Dev 0.5155 ± 0.05913
Underflow 0
Overflow 0
χ² / ndf 1.358 / 2
Constant 14.41 ± 3.08
Mean 0.02139 ± 0.09812
Sigma 0.5529 ± 0.0855

corr_us_dd_evMon2 RMS (ppm)

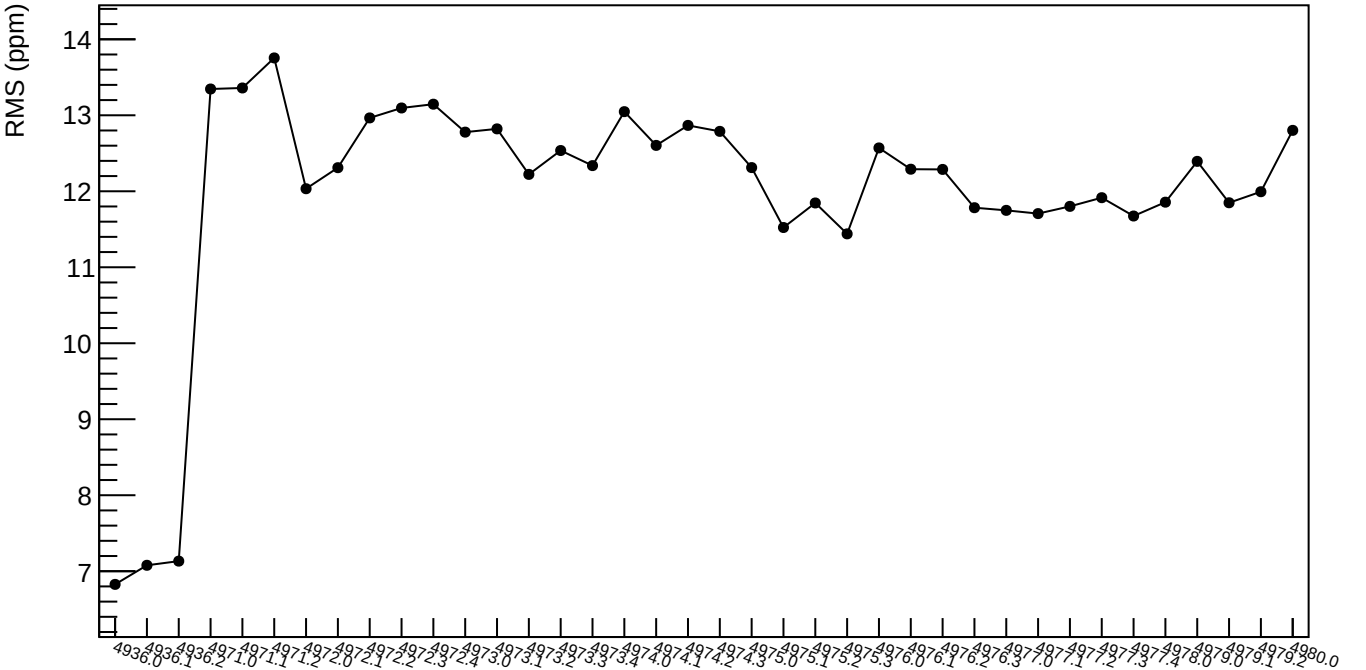

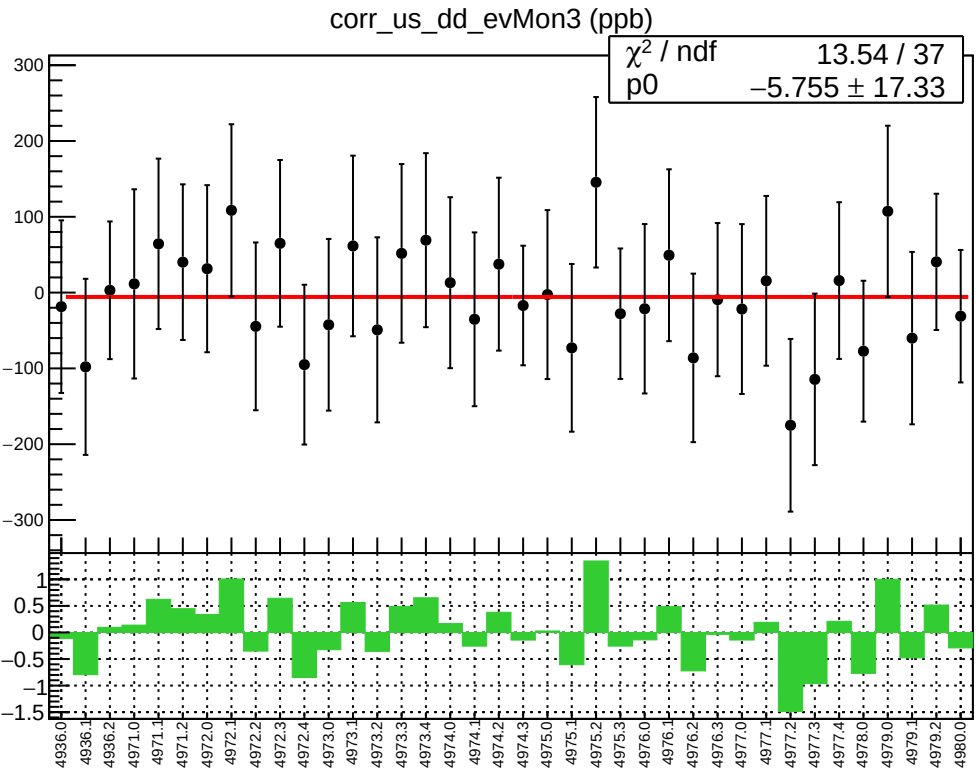
corr_us_dd_evMon3 (ppb)
χ² / ndf 13.54 / 37
p0 −5.755 ± 17.33
300
200
100
0
−100
−200
−300
1
0.5
0
−0.5
−1
−1.5
4936.0
4936.1
4936.2
4971.0
4971.1
4971.2
4972.0
4972.1
4972.2
4972.3
4972.4
4973.0
4973.1
4973.2
4973.3
4973.4
4974.0
4974.1
4974.2
4974.3
4975.0
4975.1
4975.2
4975.3
4976.0
4976.1
4976.2
4976.3
4977.0
4977.1
4977.2
4977.3
4977.4
4978.0
4979.0
4979.1
4979.2
4980.0

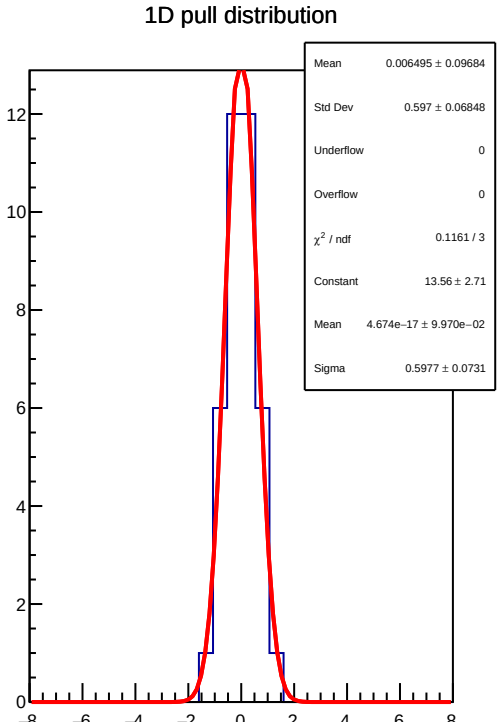
1D pull distribution
Mean 0.006495 ± 0.09684
Std Dev 0.597 ± 0.06848
Underflow 0
Overflow 0
χ² / ndf 0.1161 / 3
Constant 13.56 ± 2.71
Mean 4.674e−17 ± 9.970e−02
Sigma 0.5977 ± 0.0731
12
10
8
6
4
2
0
−8
−6
−4
−2
0
2
4
6
8

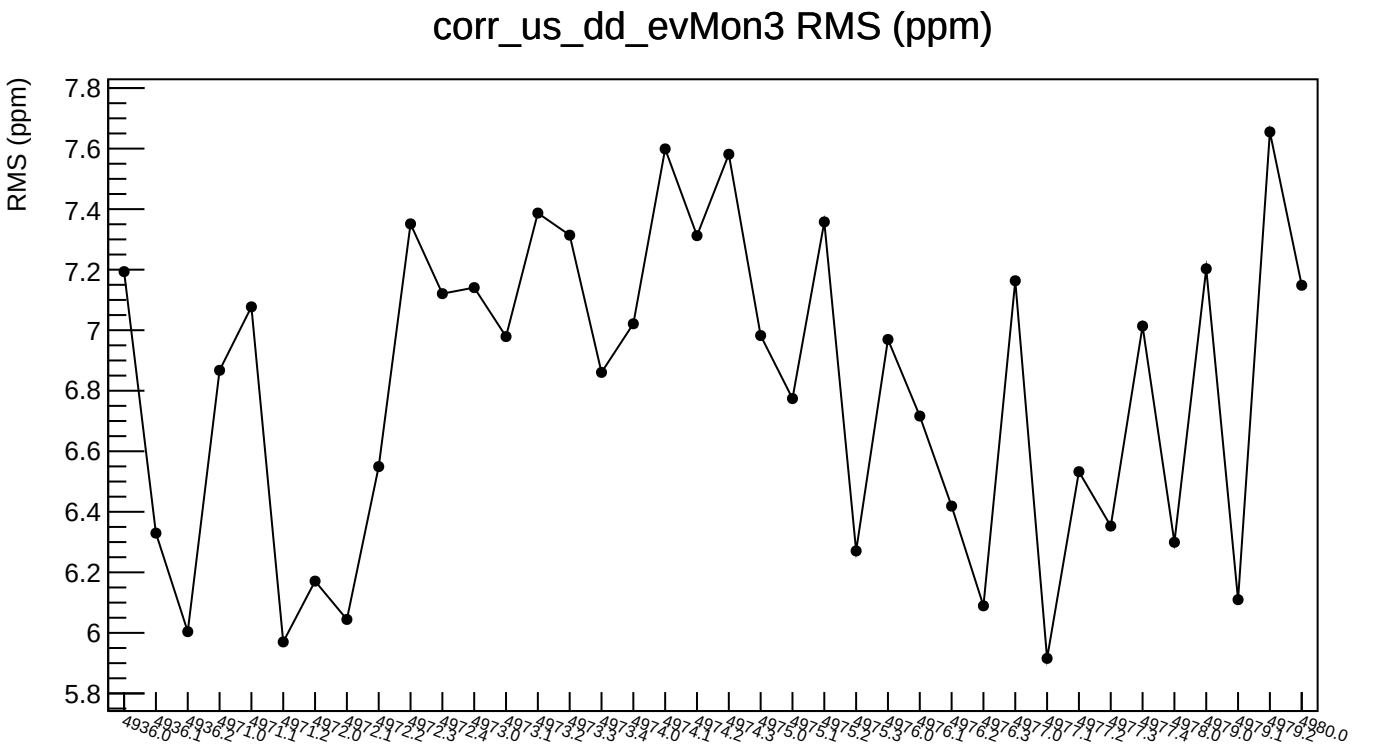
corr_us_dd_evMon3 RMS (ppm)
RMS (ppm)
7.8
7.6
7.4
7.2
7
6.8
6.6
6.4
6.2
6
5.8
4936.0
4936.1
4936.2
4971.0
4971.1
4971.2
4972.0
4972.1
4972.2
4972.3
4972.4
4973.0
4973.1
4973.2
4973.3
4973.4
4974.0
4974.1
4974.2
4974.3
4975.0
4975.1
4975.2
4975.3
4976.0
4976.1
4976.2
4976.3
4977.0
4977.1
4977.2
4977.3
4977.4
4978.0
4979.0
4979.1
4979.2
4980.0

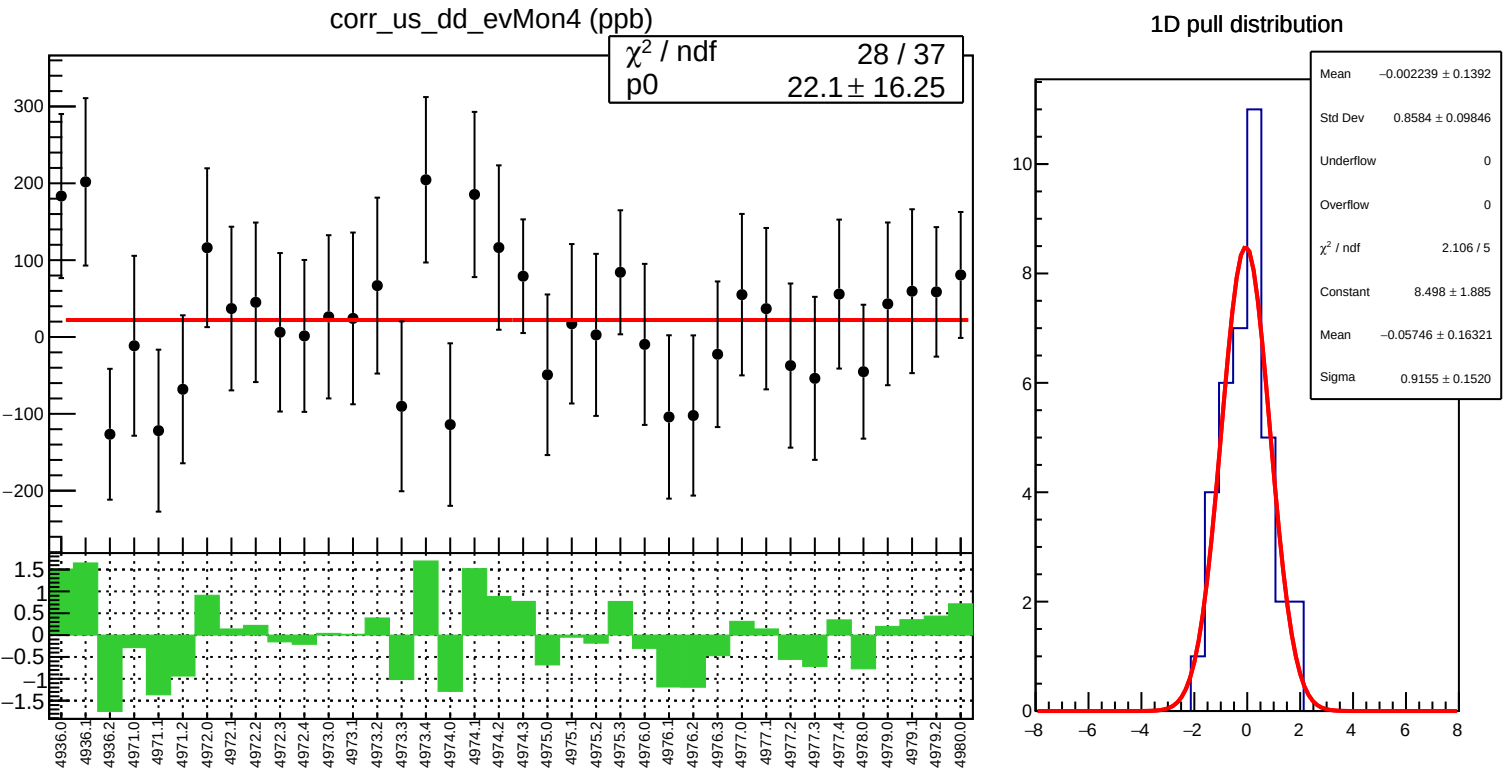
corr_us_dd_evMon4 (ppb)
χ² / ndf 28 / 37
p0 22.1 ± 16.25
1D pull distribution
Mean −0.002239 ± 0.1392
Std Dev 0.8584 ± 0.09846
Underflow 0
Overflow 0
χ² / ndf 2.106 / 5
Constant 8.498 ± 1.885
Mean −0.05746 ± 0.16321
Sigma 0.9155 ± 0.1520

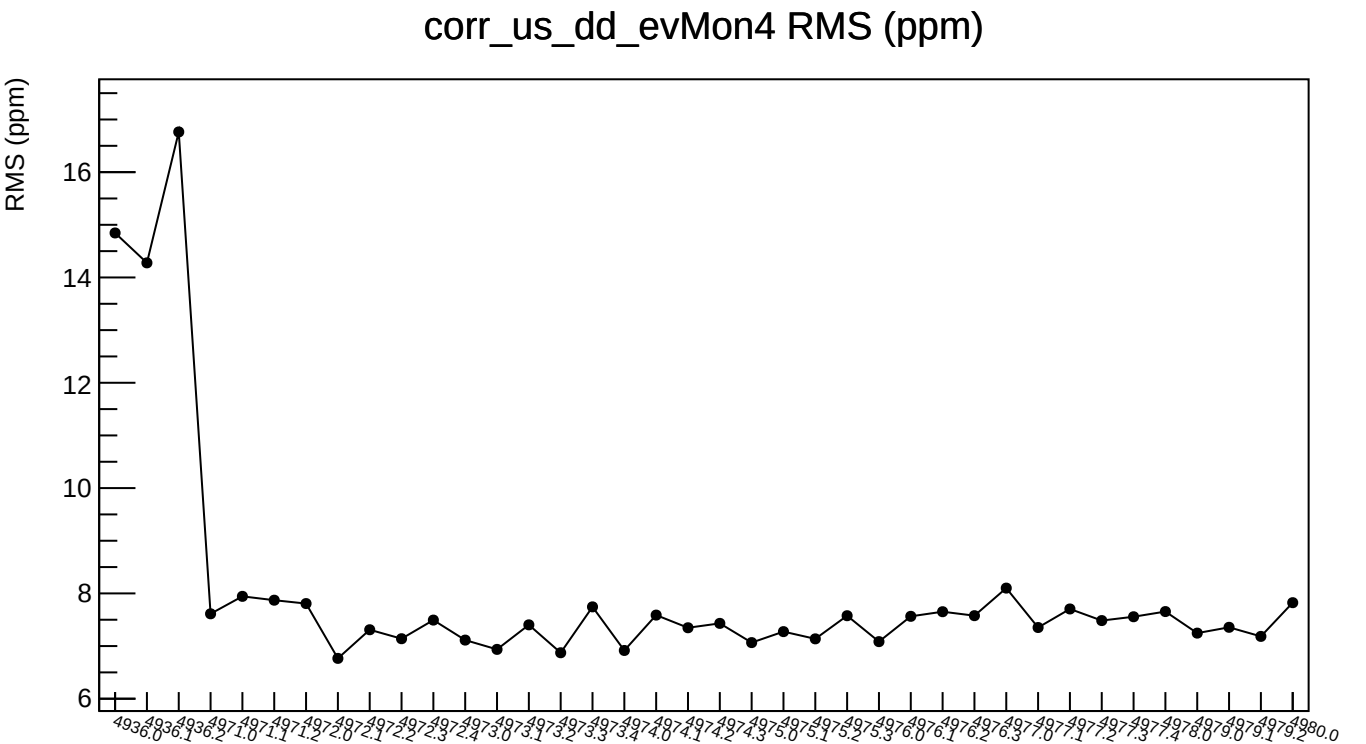
corr_us_dd_evMon4 RMS (ppm)
RMS (ppm)
16
14
12
10
8
6
4936.0
4936.1
4936.2
4971.0
4971.1
4971.2
4972.0
4972.1
4972.2
4972.3
4972.4
4973.0
4973.1
4973.2
4973.3
4973.4
4974.0
4974.1
4974.2
4974.3
4975.0
4975.1
4975.2
4975.3
4976.0
4976.1
4976.2
4976.3
4977.0
4977.1
4977.2
4977.3
4977.4
4978.0
4979.0
4979.1
4979.2
4980.0

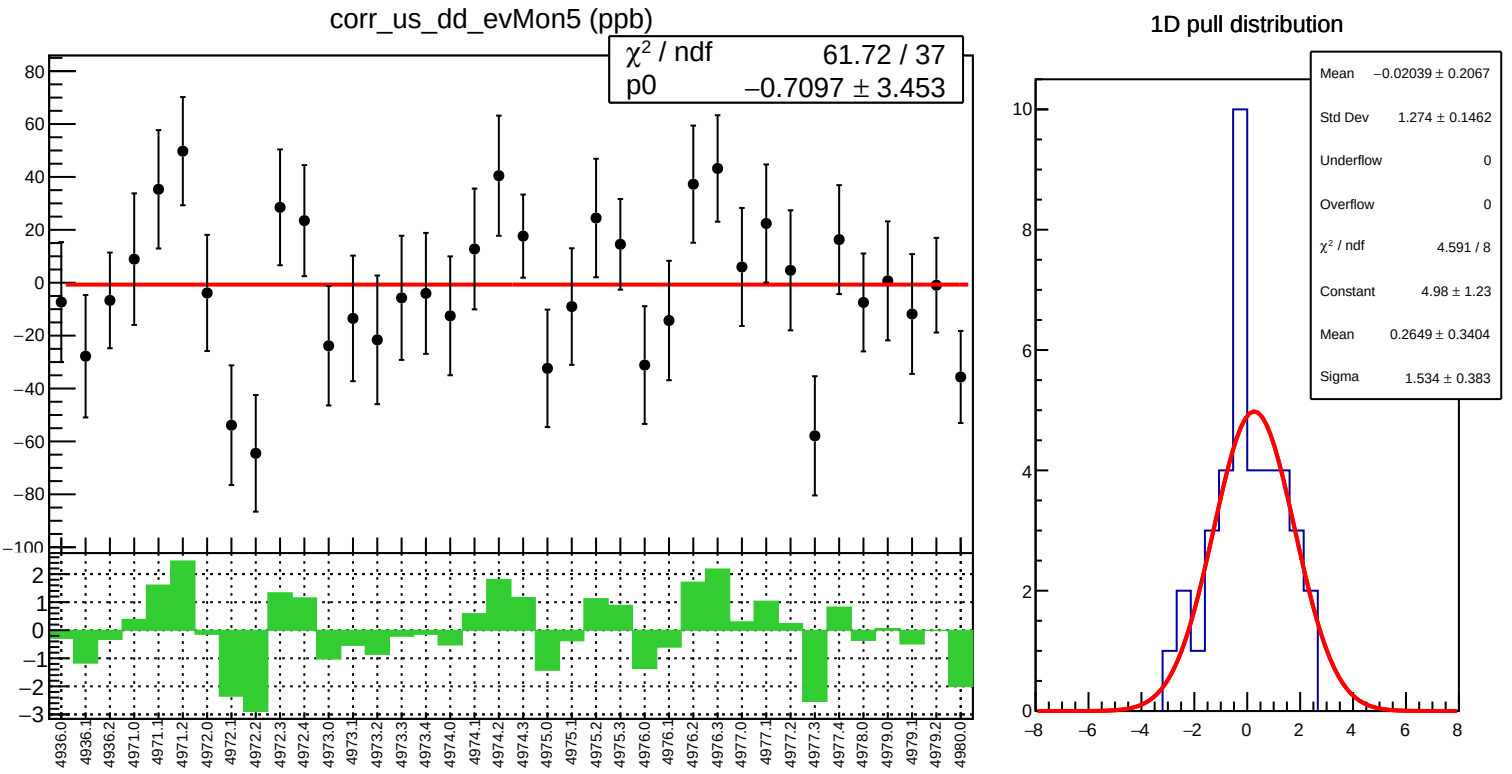
corr_us_dd_evMon5 (ppb)
χ² / ndf 61.72 / 37
p0 −0.7097 ± 3.453
1D pull distribution
Mean −0.02039 ± 0.2067
Std Dev 1.274 ± 0.1462
Underflow 0
Overflow 0
χ² / ndf 4.591 / 8
Constant 4.98 ± 1.23
Mean 0.2649 ± 0.3404
Sigma 1.534 ± 0.383

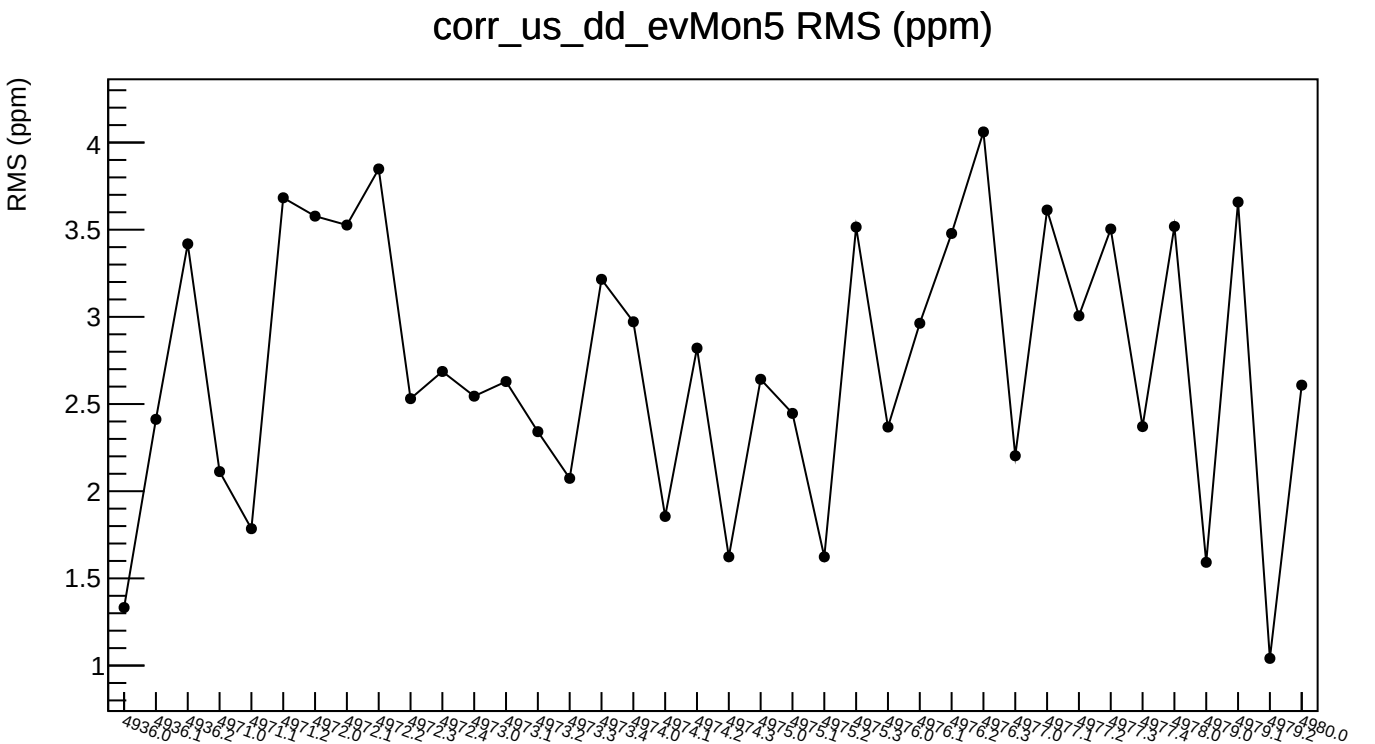
corr_us_dd_evMon5 RMS (ppm)
RMS (ppm)
1
1.5
2
2.5
3
3.5
4
4936.0
4936.1
4936.2
4971.0
4971.1
4971.2
4972.0
4972.1
4972.2
4972.3
4972.4
4973.0
4973.1
4973.2
4973.3
4973.4
4974.0
4974.1
4974.2
4974.3
4975.0
4975.1
4975.2
4975.3
4976.0
4976.1
4976.2
4976.3
4977.0
4977.1
4977.2
4977.3
4977.4
4978.0
4979.0
4979.1
4979.2
4980.0

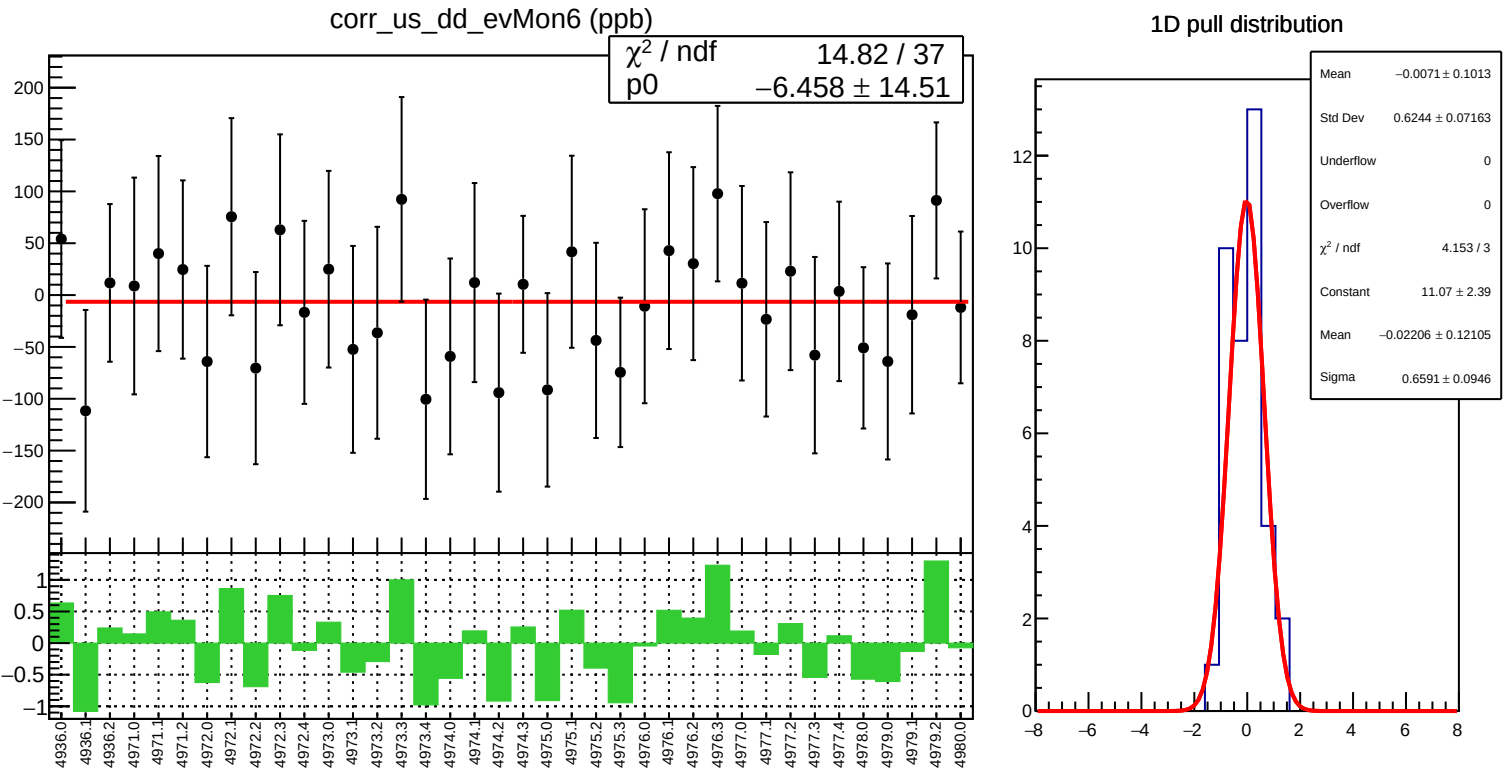
corr_us_dd_evMon6 (ppb)
χ² / ndf 14.82 / 37
p0 −6.458 ± 14.51
1D pull distribution
Mean −0.0071 ± 0.1013
Std Dev 0.6244 ± 0.07163
Underflow 0
Overflow 0
χ² / ndf 4.153 / 3
Constant 11.07 ± 2.39
Mean −0.02206 ± 0.12105
Sigma 0.6591 ± 0.0946

corr_us_dd_evMon6 RMS (ppm)

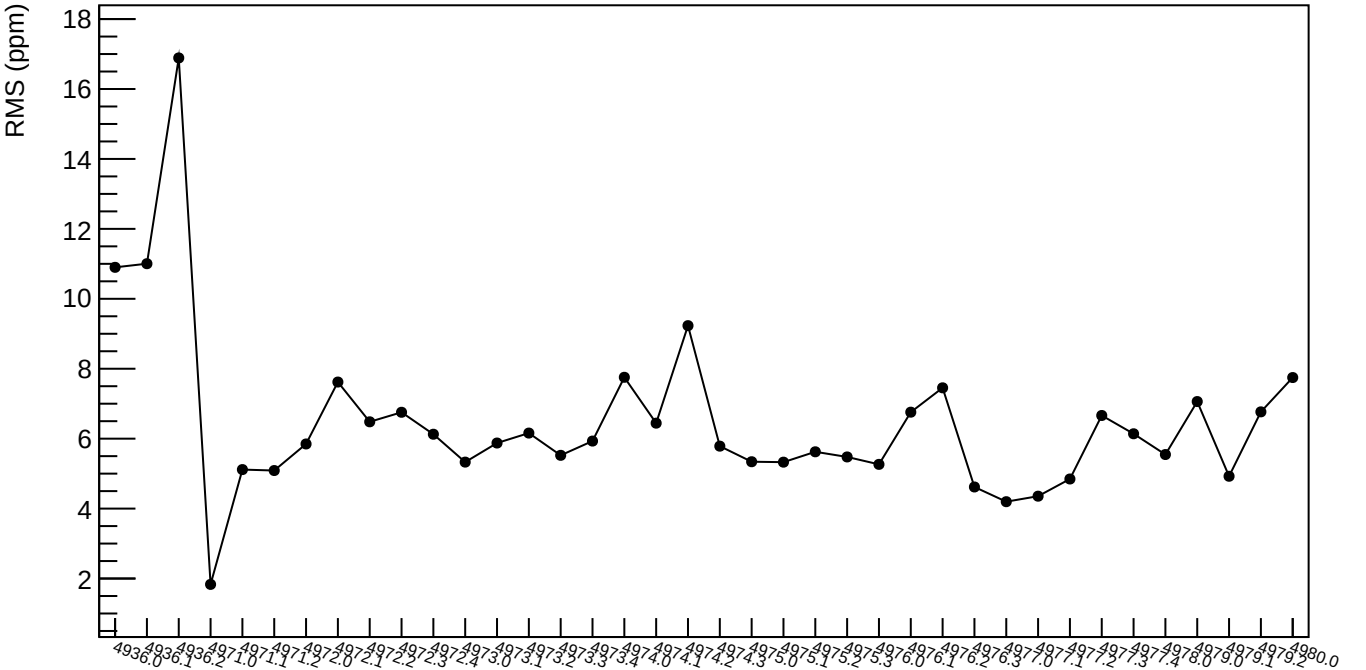

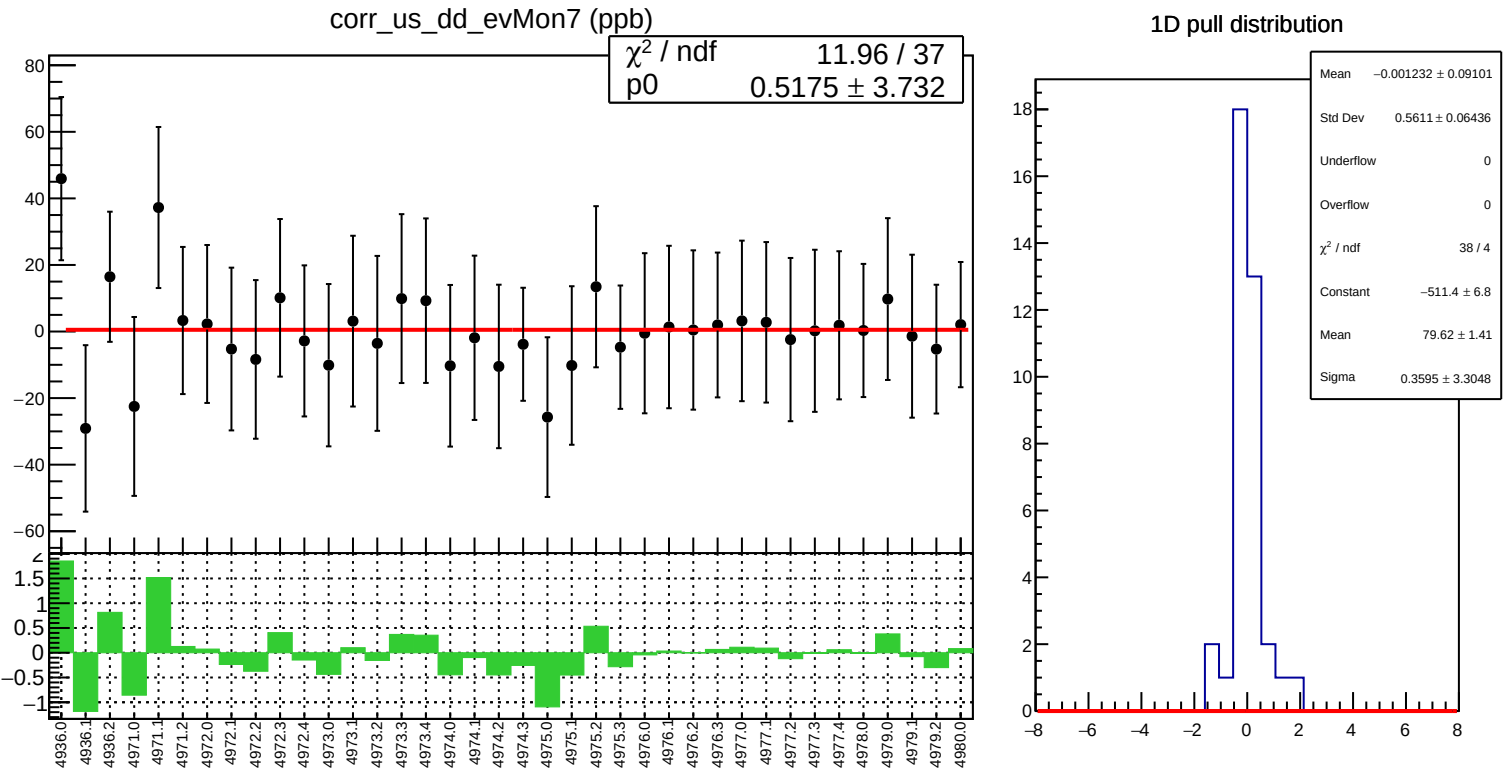
corr_us_dd_evMon7 (ppb)
χ² / ndf 11.96 / 37
p0 0.5175 ± 3.732
1D pull distribution
Mean −0.001232 ± 0.09101
Std Dev 0.5611 ± 0.06436
Underflow 0
Overflow 0
χ² / ndf 38 / 4
Constant −511.4 ± 6.8
Mean 79.62 ± 1.41
Sigma 0.3595 ± 3.3048

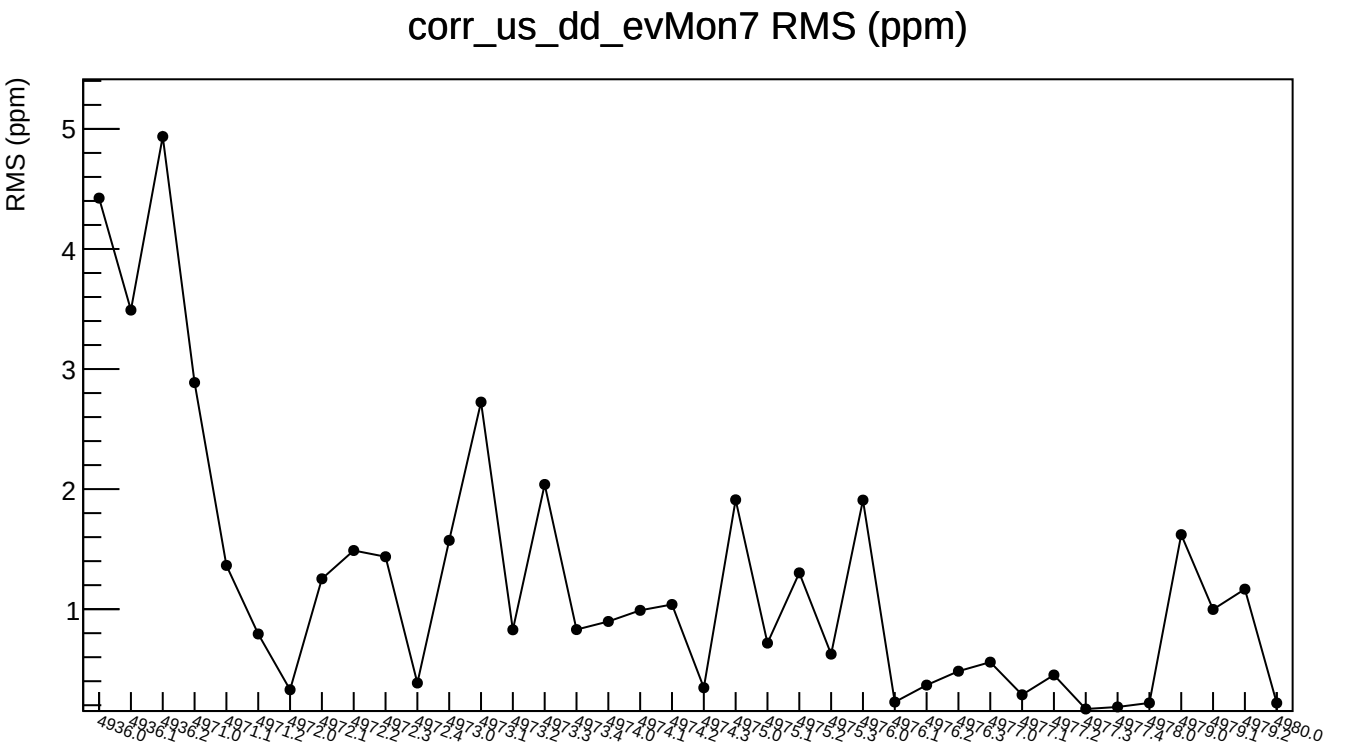
corr_us_dd_evMon7 RMS (ppm)
RMS (ppm)
5
4
3
2
1
4936.0
4936.1
4936.2
4971.0
4971.1
4971.2
4972.0
4972.1
4972.2
4972.3
4972.4
4973.0
4973.1
4973.2
4973.3
4973.4
4974.0
4974.1
4974.2
4974.3
4975.0
4975.1
4975.2
4975.3
4976.0
4976.1
4976.2
4976.3
4977.0
4977.1
4977.2
4977.3
4977.4
4978.0
4979.0
4979.1
4979.2
4980.0

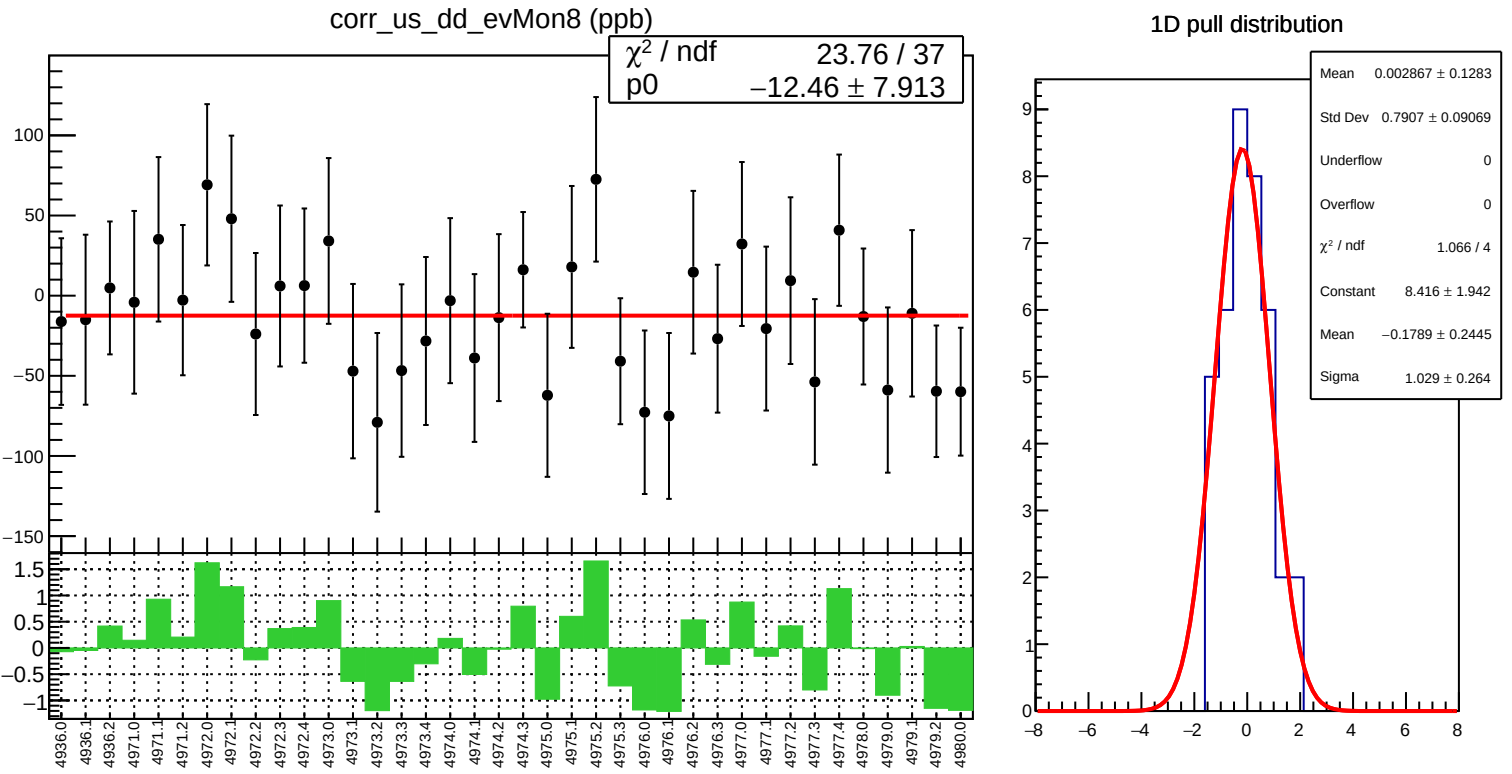
corr_us_dd_evMon8 (ppb)
χ² / ndf 23.76 / 37
p0 −12.46 ± 7.913
1D pull distribution
Mean 0.002867 ± 0.1283
Std Dev 0.7907 ± 0.09069
Underflow 0
Overflow 0
χ² / ndf 1.066 / 4
Constant 8.416 ± 1.942
Mean −0.1789 ± 0.2445
Sigma 1.029 ± 0.264

corr_us_dd_evMon8 RMS (ppm)

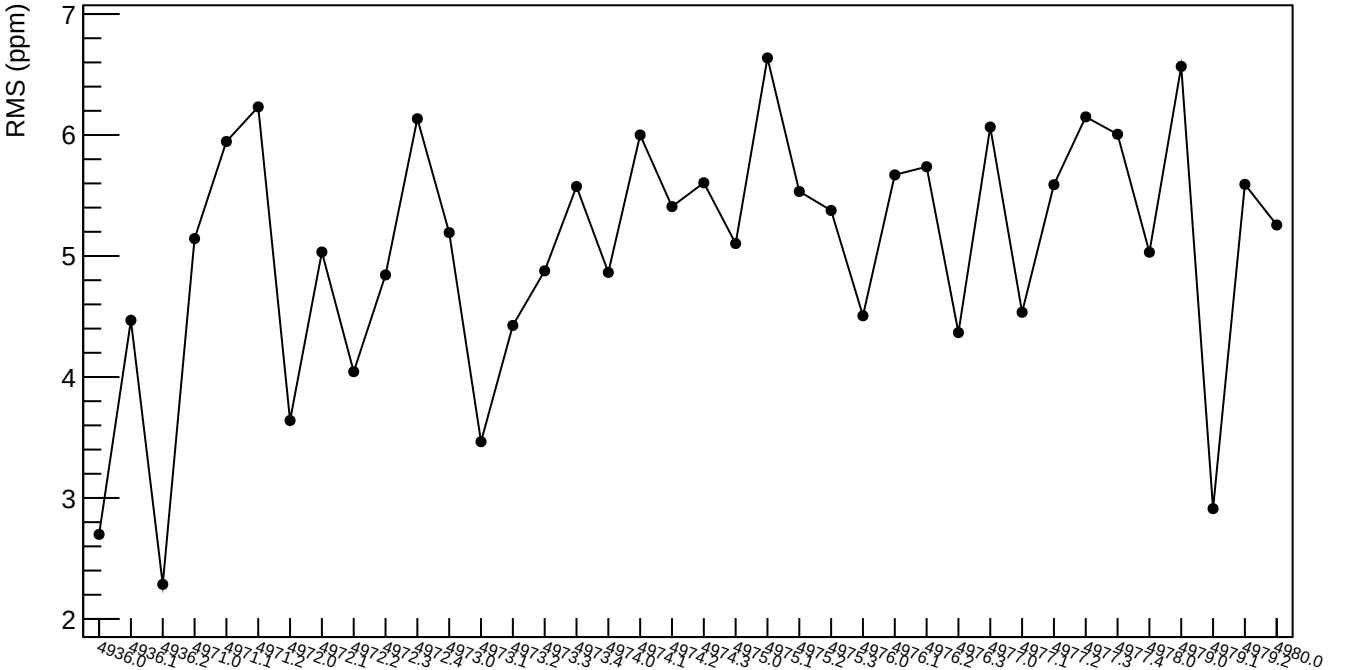

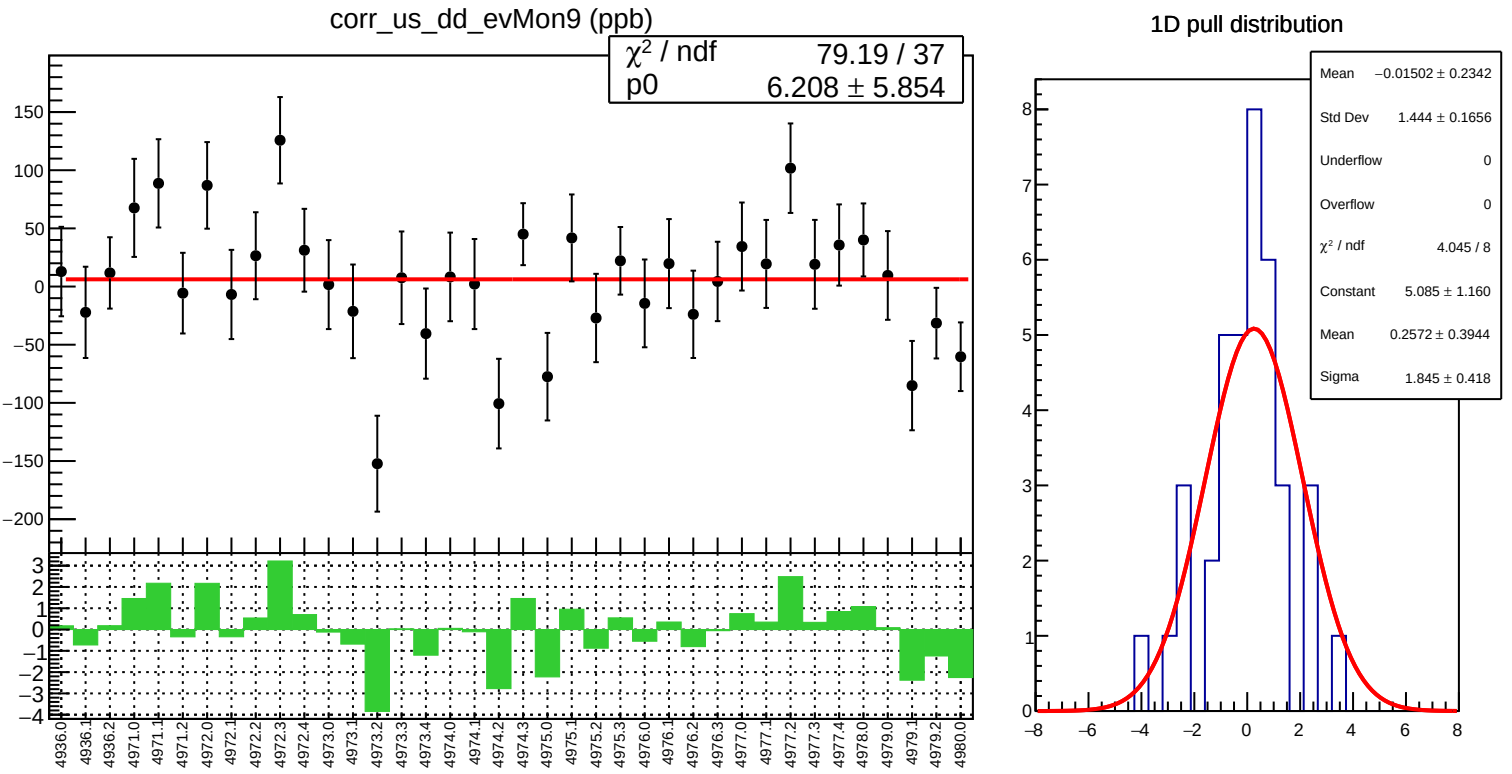
corr_us_dd_evMon9 (ppb)
χ² / ndf 79.19 / 37
p0 6.208 ± 5.854
1D pull distribution
Mean −0.01502 ± 0.2342
Std Dev 1.444 ± 0.1656
Underflow 0
Overflow 0
χ² / ndf 4.045 / 8
Constant 5.085 ± 1.160
Mean 0.2572 ± 0.3944
Sigma 1.845 ± 0.418

corr_us_dd_evMon9 RMS (ppm)

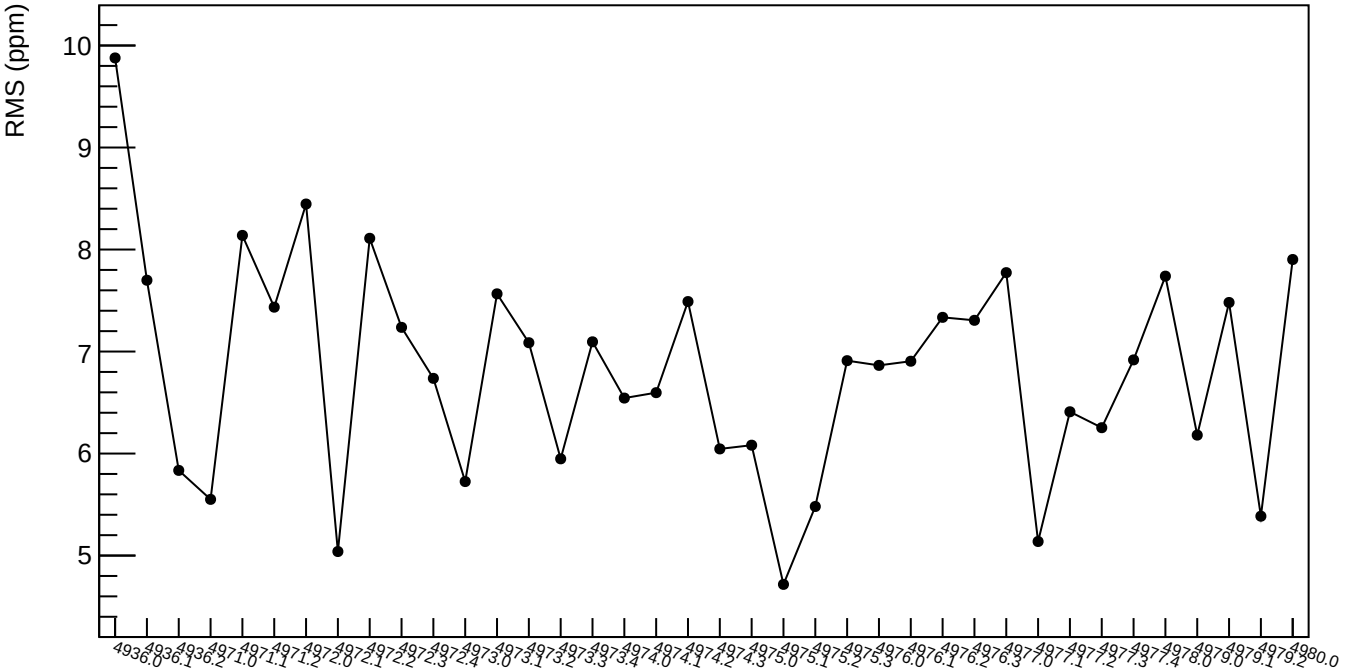

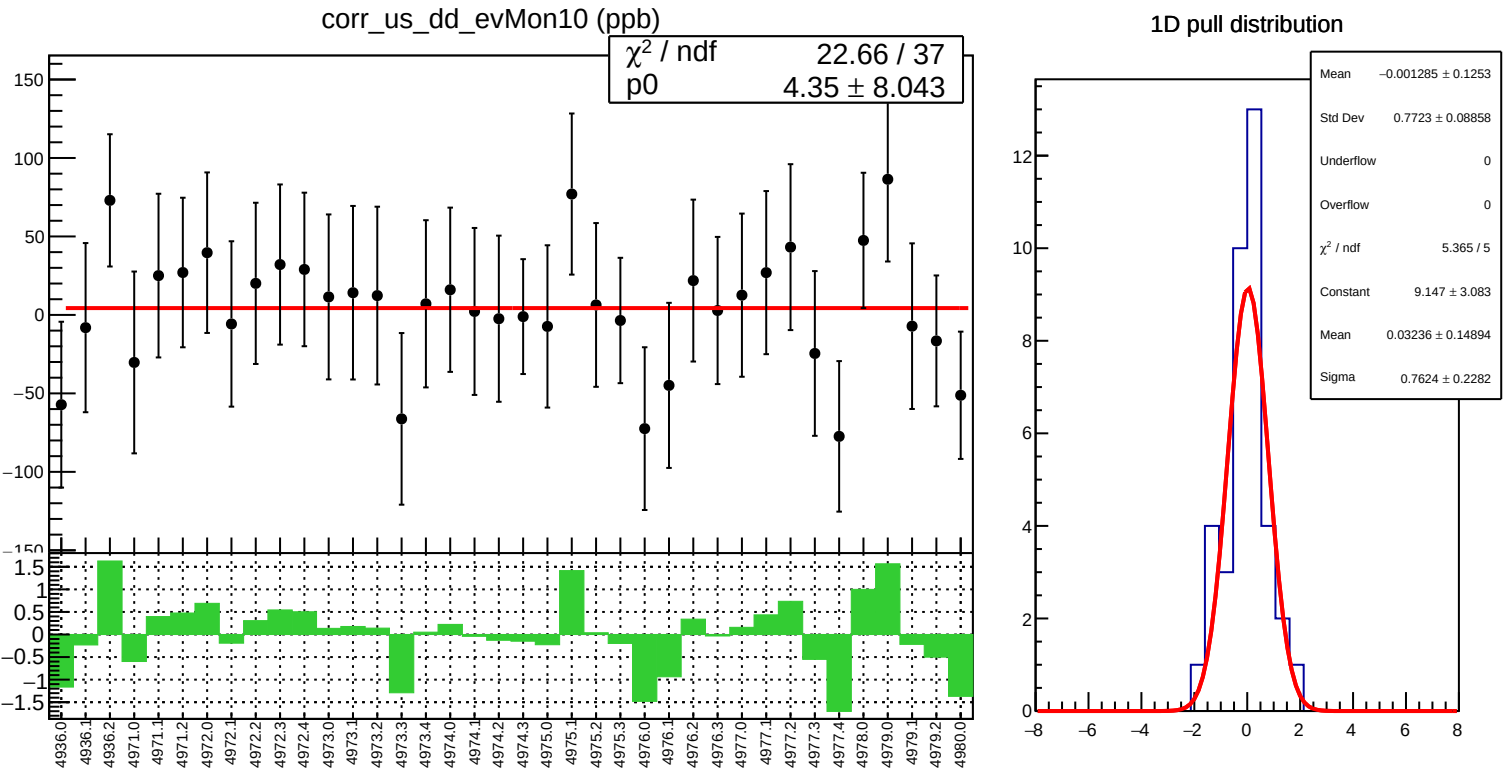
corr_us_dd_evMon10 (ppb)
χ² / ndf 22.66 / 37
p0 4.35 ± 8.043
1D pull distribution
Mean −0.001285 ± 0.1253
Std Dev 0.7723 ± 0.08858
Underflow 0
Overflow 0
χ² / ndf 5.365 / 5
Constant 9.147 ± 3.083
Mean 0.03236 ± 0.14894
Sigma 0.7624 ± 0.2282

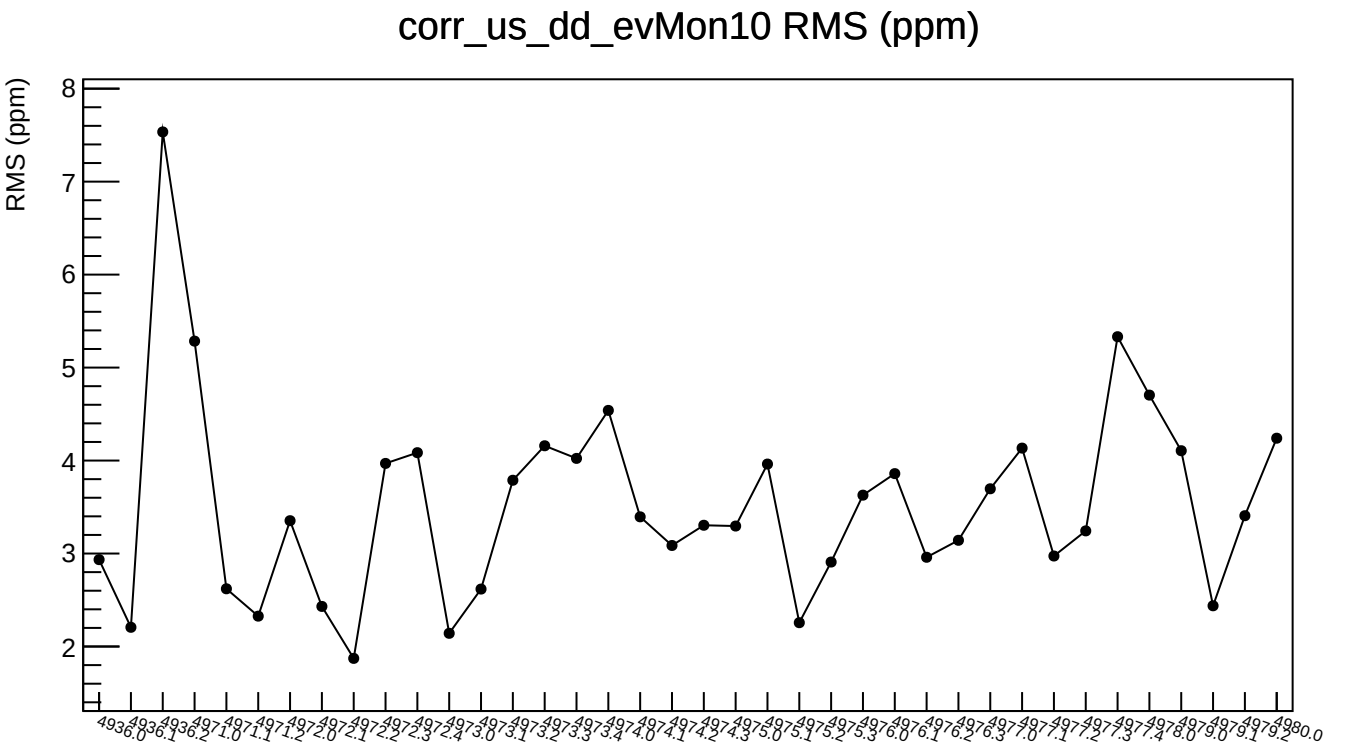
corr_us_dd_evMon10 RMS (ppm)
RMS (ppm)
8
7
6
5
4
3
2
4936.0
4936.1
4936.2
4971.0
4971.1
4971.2
4972.0
4972.1
4972.2
4972.3
4972.4
4973.0
4973.1
4973.2
4973.3
4973.4
4974.0
4974.1
4974.2
4974.3
4975.0
4975.1
4975.2
4975.3
4976.0
4976.1
4976.2
4976.3
4977.0
4977.1
4977.2
4977.3
4977.4
4978.0
4979.0
4979.1
4979.2
4980.0

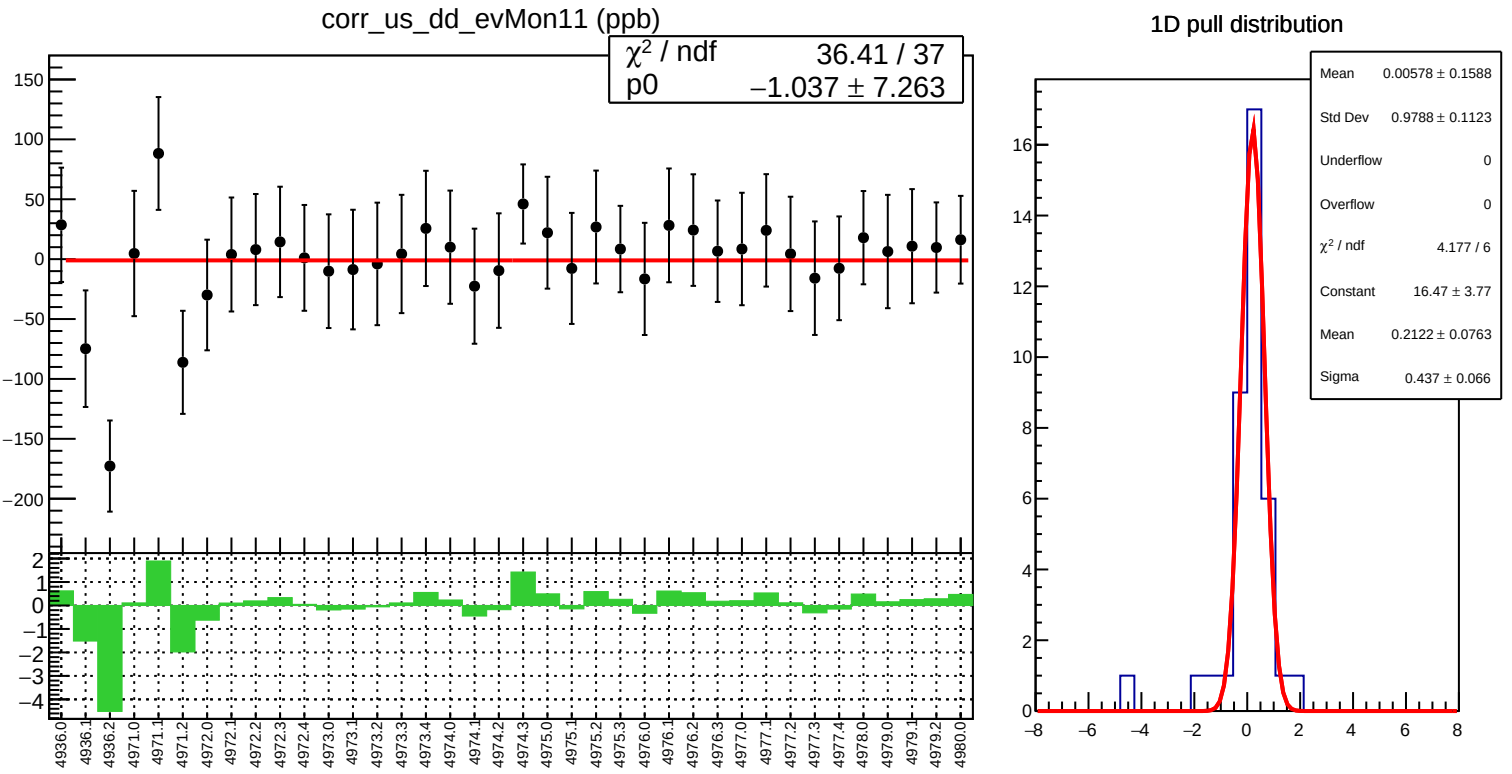
corr_us_dd_evMon11 (ppb)
χ² / ndf 36.41 / 37
p0 −1.037 ± 7.263
1D pull distribution
Mean 0.00578 ± 0.1588
Std Dev 0.9788 ± 0.1123
Underflow 0
Overflow 0
χ² / ndf 4.177 / 6
Constant 16.47 ± 3.77
Mean 0.2122 ± 0.0763
Sigma 0.437 ± 0.066

corr_us_dd_evMon11 RMS (ppm)

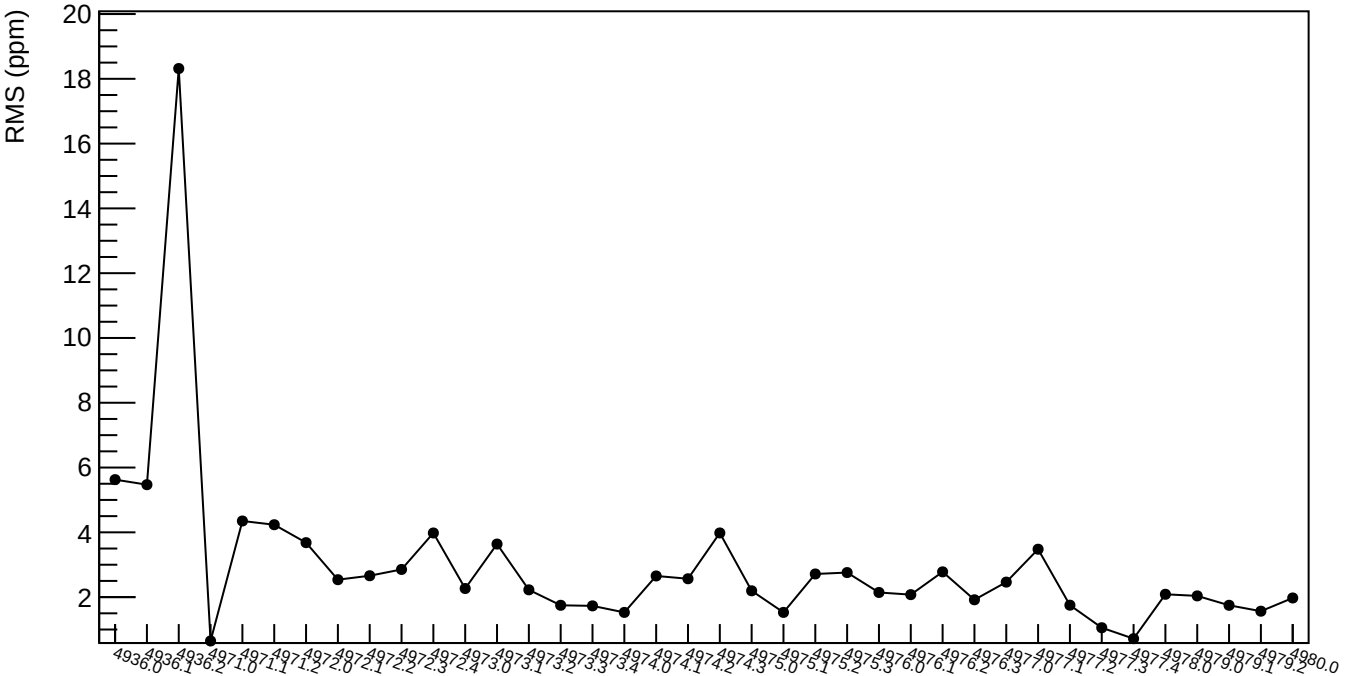

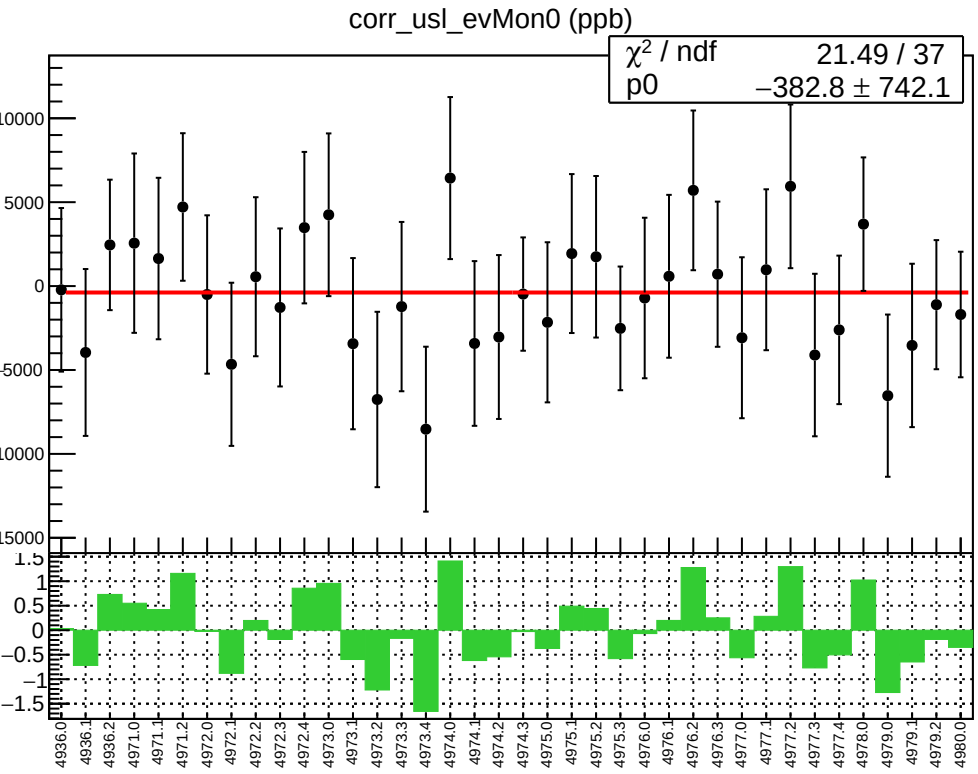
corr_usl_evMon0 (ppb)
χ² / ndf 21.49 / 37
p0 −382.8 ± 742.1
10000
5000
0
−5000
−10000
−15000
1.5
1
0.5
0
−0.5
−1
−1.5
4936.0
4936.1
4936.2
4971.0
4971.1
4971.2
4972.0
4972.1
4972.2
4972.3
4972.4
4973.0
4973.1
4973.2
4973.3
4973.4
4974.0
4974.1
4974.2
4974.3
4975.0
4975.1
4975.2
4975.3
4976.0
4976.1
4976.2
4976.3
4977.0
4977.1
4977.2
4977.3
4977.4
4978.0
4979.0
4979.1
4979.2
4980.0

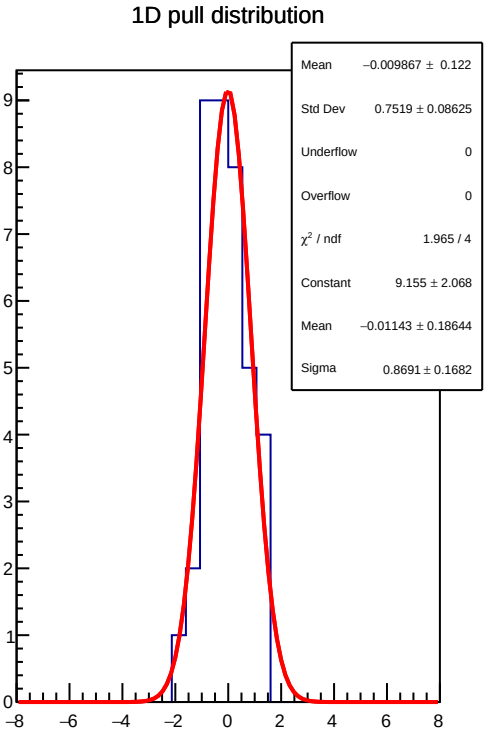
1D pull distribution
Mean −0.009867 ± 0.122
Std Dev 0.7519 ± 0.08625
Underflow 0
Overflow 0
χ² / ndf 1.965 / 4
Constant 9.155 ± 2.068
Mean −0.01143 ± 0.18644
Sigma 0.8691 ± 0.1682
9
8
7
6
5
4
3
2
1
0
−8
−6
−4
−2
0
2
4
6
8

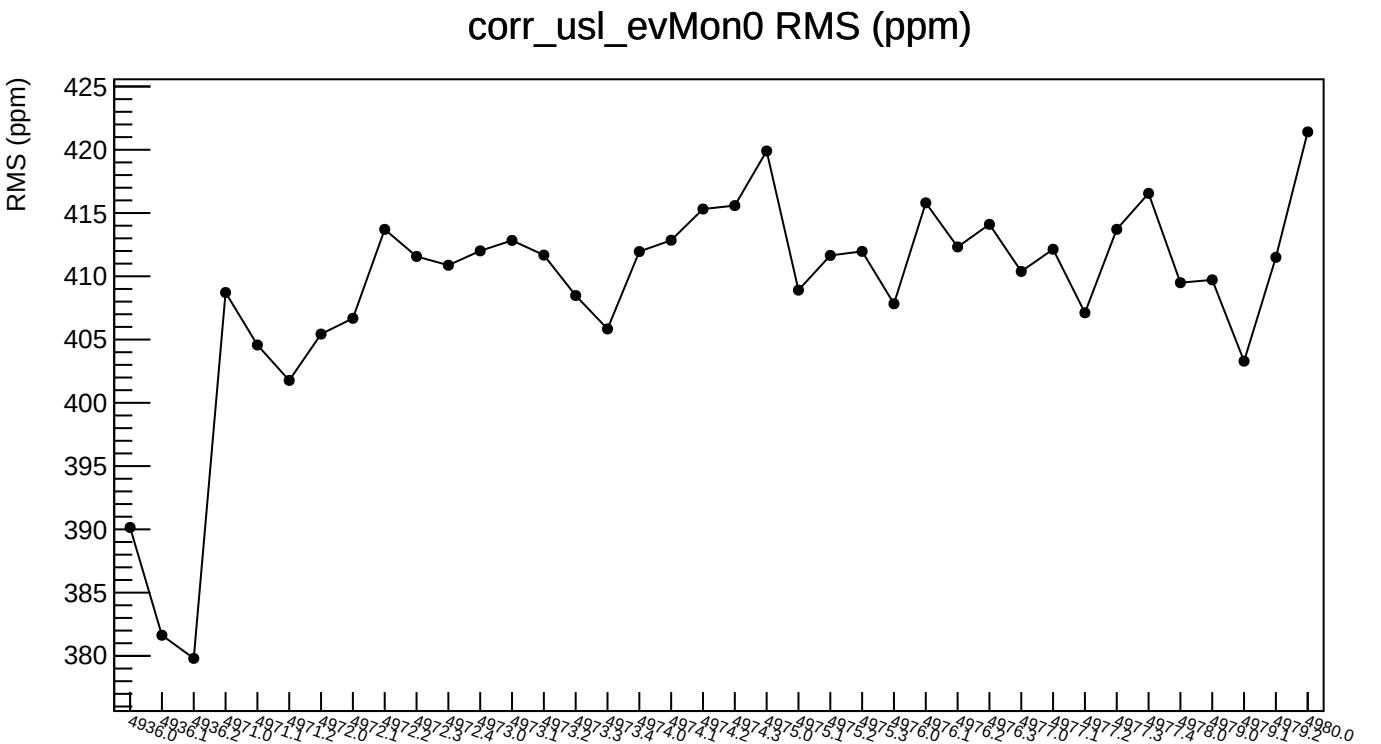
corr_usl_evMon0 RMS (ppm)
RMS (ppm)
425
420
415
410
405
400
395
390
385
380
4936.0
4936.1
4936.2
4971.0
4971.1
4971.2
4972.0
4972.1
4972.2
4972.3
4972.4
4973.0
4973.1
4973.2
4973.3
4973.4
4974.0
4974.1
4974.2
4974.3
4975.0
4975.1
4975.2
4975.3
4976.0
4976.1
4976.2
4976.3
4977.0
4977.1
4977.2
4977.3
4977.4
4978.0
4979.0
4979.1
4979.2
4980.0

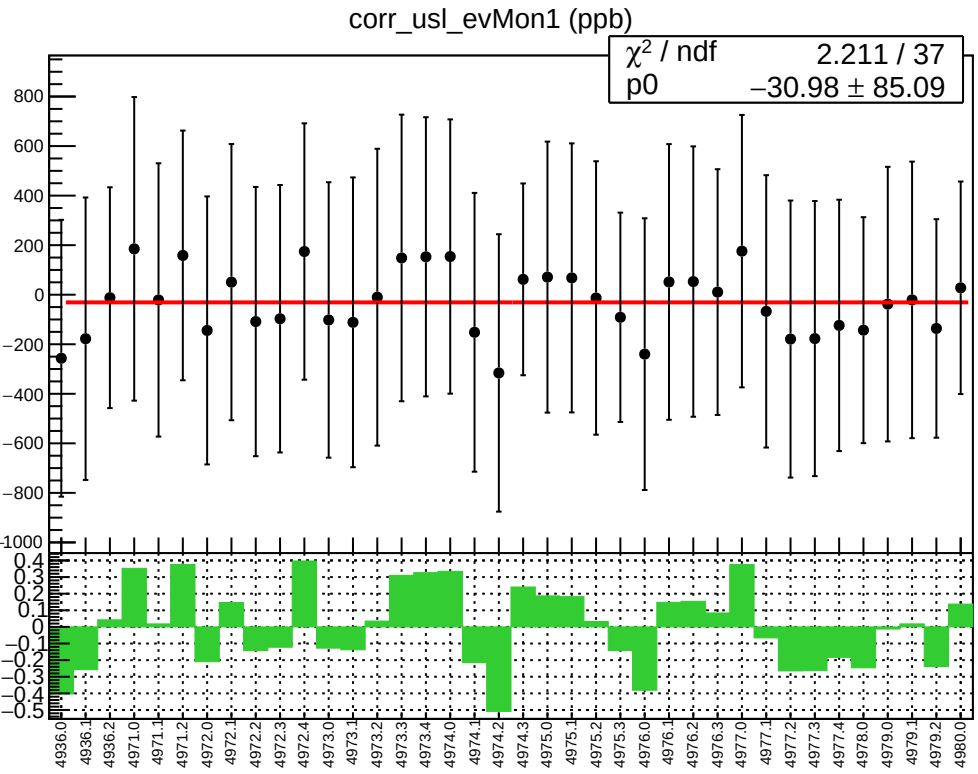
corr_usl_evMon1 (ppb)
χ² / ndf 2.211 / 37
p0 −30.98 ± 85.09
800
600
400
200
0
−200
−400
−600
−800
−1000
0.4
0.3
0.2
0.1
0
−0.1
−0.2
−0.3
−0.4
−0.5
4936.0
4936.1
4936.2
4971.0
4971.1
4971.2
4972.0
4972.1
4972.2
4972.3
4972.4
4973.0
4973.1
4973.2
4973.3
4973.4
4974.0
4974.1
4974.2
4974.3
4975.0
4975.1
4975.2
4975.3
4976.0
4976.1
4976.2
4976.3
4977.0
4977.1
4977.2
4977.3
4977.4
4978.0
4979.0
4979.1
4979.2
4980.0

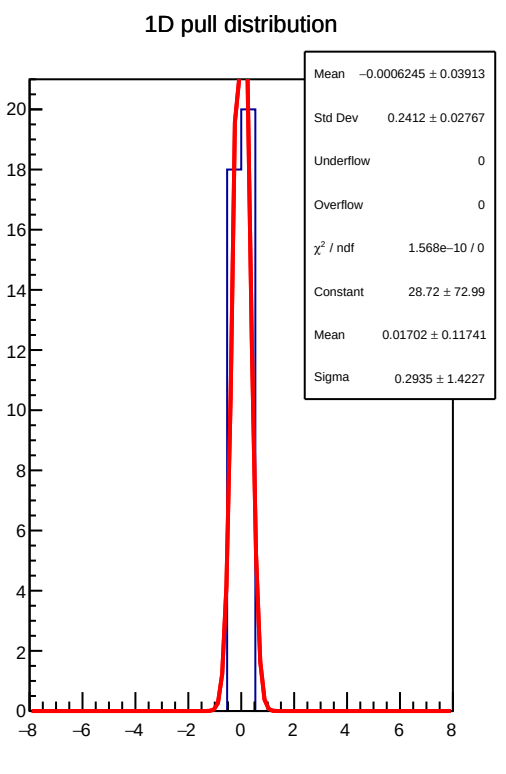
1D pull distribution
Mean −0.0006245 ± 0.03913
Std Dev 0.2412 ± 0.02767
Underflow 0
Overflow 0
χ² / ndf 1.568e−10 / 0
Constant 28.72 ± 72.99
Mean 0.01702 ± 0.11741
Sigma 0.2935 ± 1.4227
20
18
16
14
12
10
8
6
4
2
0
−8
−6
−4
−2
0
2
4
6
8

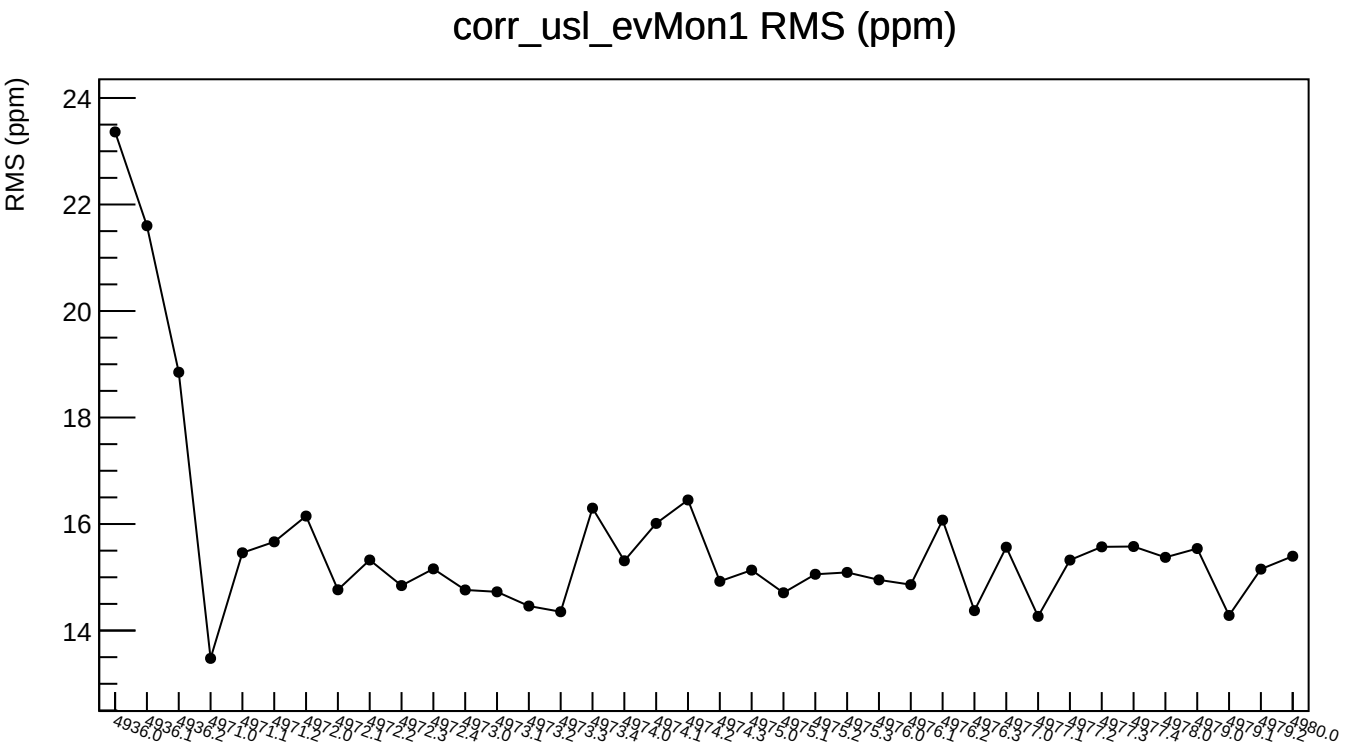
corr_usl_evMon1 RMS (ppm)
RMS (ppm)
24
22
20
18
16
14
4936.0
4936.1
4936.2
4971.0
4971.1
4971.2
4972.0
4972.1
4972.2
4972.3
4972.4
4973.0
4973.1
4973.2
4973.3
4973.4
4974.0
4974.1
4974.2
4974.3
4975.0
4975.1
4975.2
4975.3
4976.0
4976.1
4976.2
4976.3
4977.0
4977.1
4977.2
4977.3
4977.4
4978.0
4979.0
4979.1
4979.2
4980.0

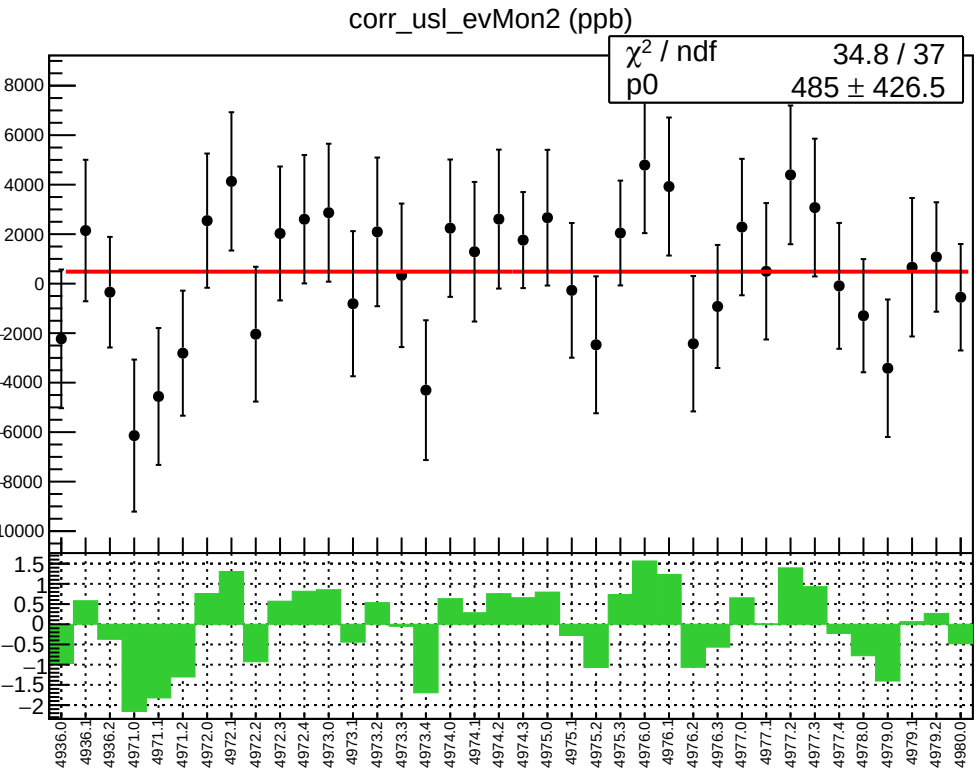
corr_usl_evMon2 (ppb)
χ² / ndf 34.8 / 37
p0 485 ± 426.5
8000
6000
4000
2000
0
-2000
-4000
-6000
-8000
-10000
1.5
1
0.5
0
−0.5
−1
−1.5
−2
4936.0
4936.1
4936.2
4971.0
4971.1
4971.2
4972.0
4972.1
4972.2
4972.3
4972.4
4973.0
4973.1
4973.2
4973.3
4973.4
4974.0
4974.1
4974.2
4974.3
4975.0
4975.1
4975.2
4975.3
4976.0
4976.1
4976.2
4976.3
4977.0
4977.1
4977.2
4977.3
4977.4
4978.0
4979.0
4979.1
4979.2
4980.0

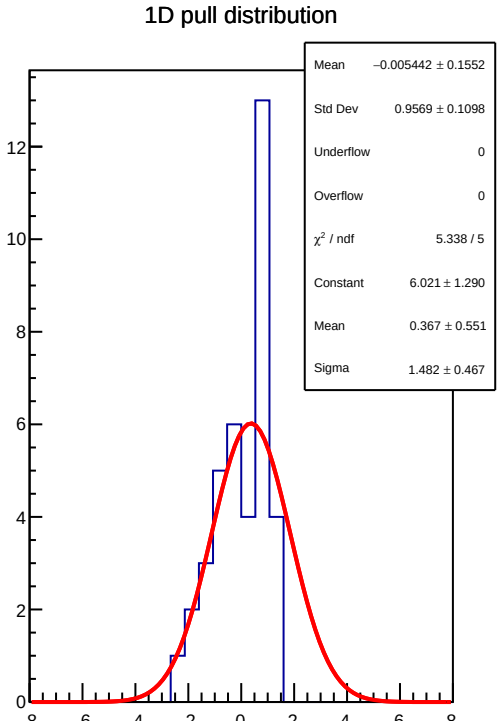
1D pull distribution
Mean −0.005442 ± 0.1552
Std Dev 0.9569 ± 0.1098
Underflow 0
Overflow 0
χ² / ndf 5.338 / 5
Constant 6.021 ± 1.290
Mean 0.367 ± 0.551
Sigma 1.482 ± 0.467
12
10
8
6
4
2
0
−8
−6
−4
−2
0
2
4
6
8

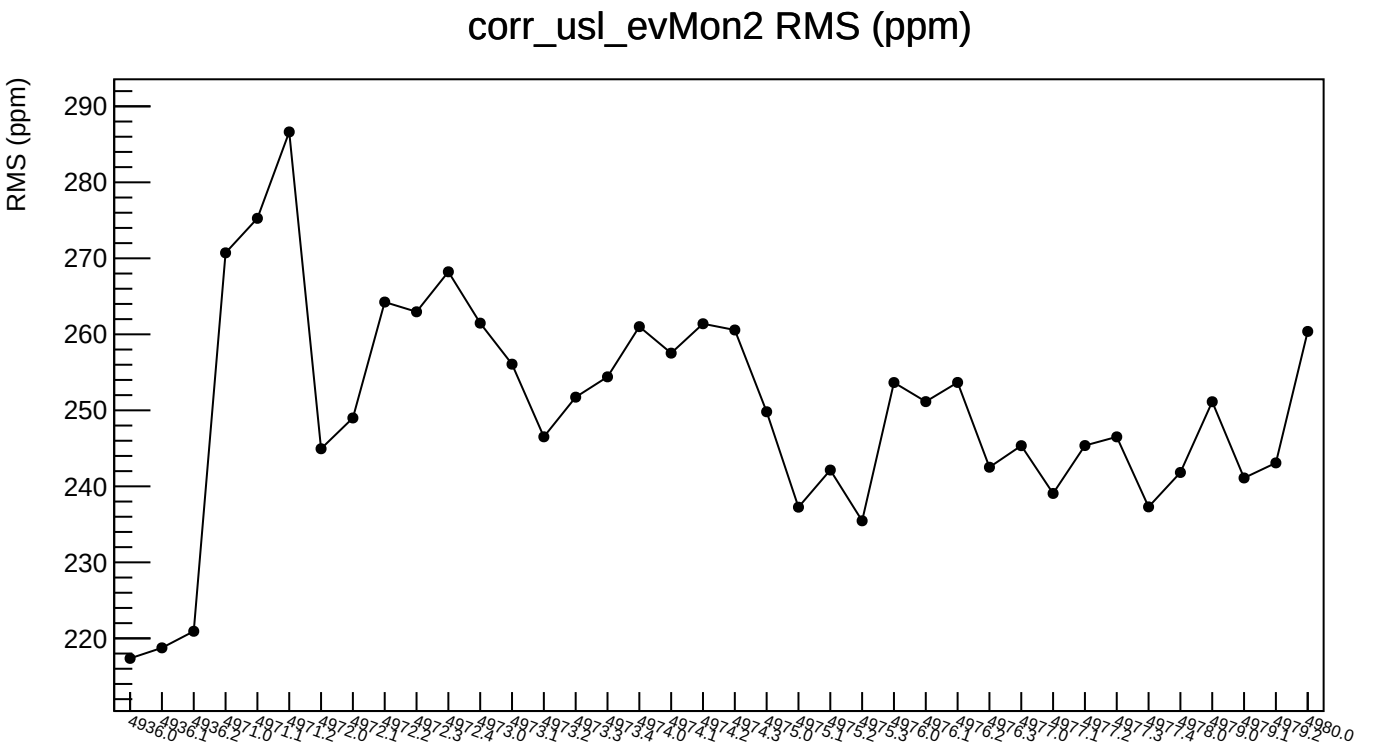
corr_usl_evMon2 RMS (ppm)
RMS (ppm)
290
280
270
260
250
240
230
220
4936.0
4936.1
4936.2
4971.0
4971.1
4971.2
4972.0
4972.1
4972.2
4972.3
4972.4
4973.0
4973.1
4973.2
4973.3
4973.4
4974.0
4974.1
4974.2
4974.3
4975.0
4975.1
4975.2
4975.3
4976.0
4976.1
4976.2
4976.3
4977.0
4977.1
4977.2
4977.3
4977.4
4978.0
4979.0
4979.1
4979.2
4980.0

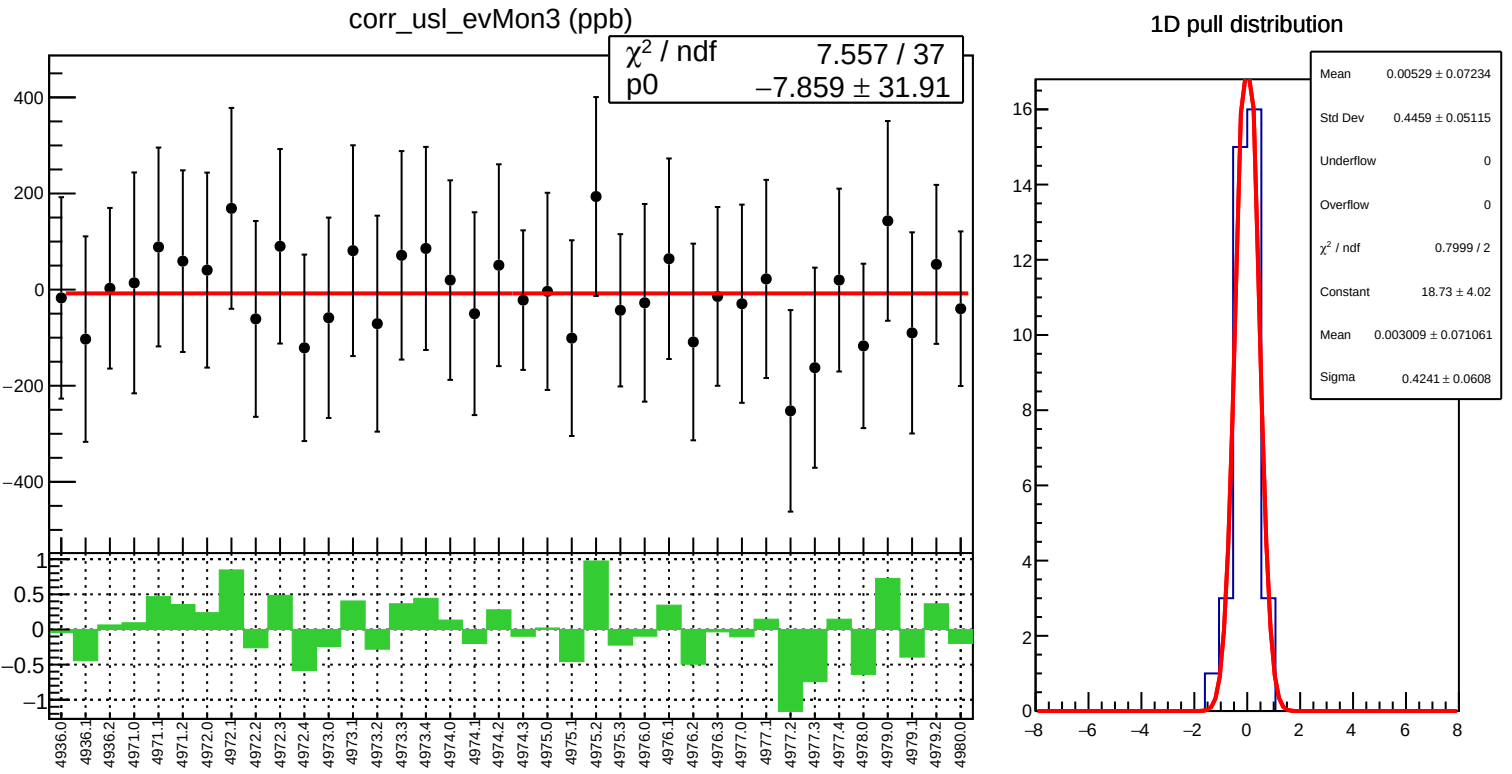
corr_usl_evMon3 (ppb)
χ² / ndf 7.557 / 37
p0 −7.859 ± 31.91
400
200
0
−200
−400
1
0.5
0
−0.5
−1
4936.0
4936.1
4936.2
4971.0
4971.1
4971.2
4972.0
4972.1
4972.2
4972.3
4972.4
4973.0
4973.1
4973.2
4973.3
4973.4
4974.0
4974.1
4974.2
4974.3
4975.0
4975.1
4975.2
4975.3
4976.0
4976.1
4976.2
4976.3
4977.0
4977.1
4977.2
4977.3
4977.4
4978.0
4979.0
4979.1
4979.2
4980.0
1D pull distribution
Mean 0.00529 ± 0.07234
Std Dev 0.4459 ± 0.05115
Underflow 0
Overflow 0
χ² / ndf 0.7999 / 2
Constant 18.73 ± 4.02
Mean 0.003009 ± 0.071061
Sigma 0.4241 ± 0.0608
16
14
12
10
8
6
4
2
0
−8
−6
−4
−2
0
2
4
6
8

corr_usl_evMon3 RMS (ppm)

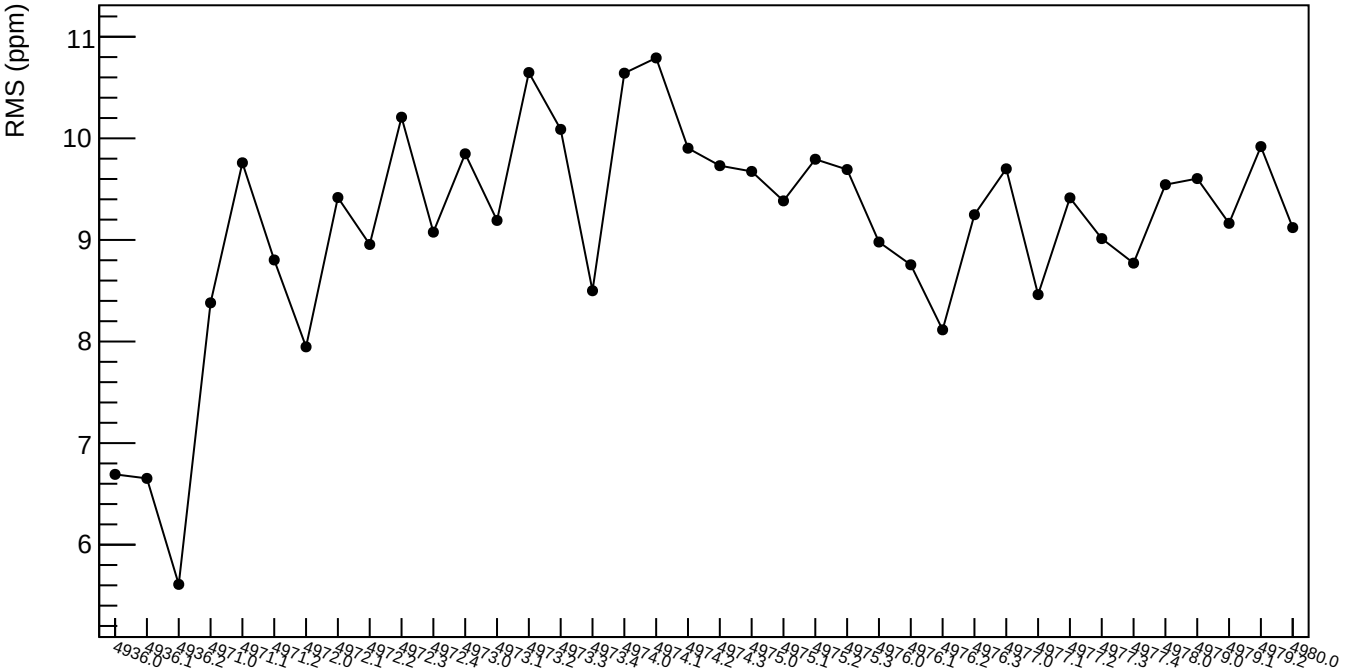

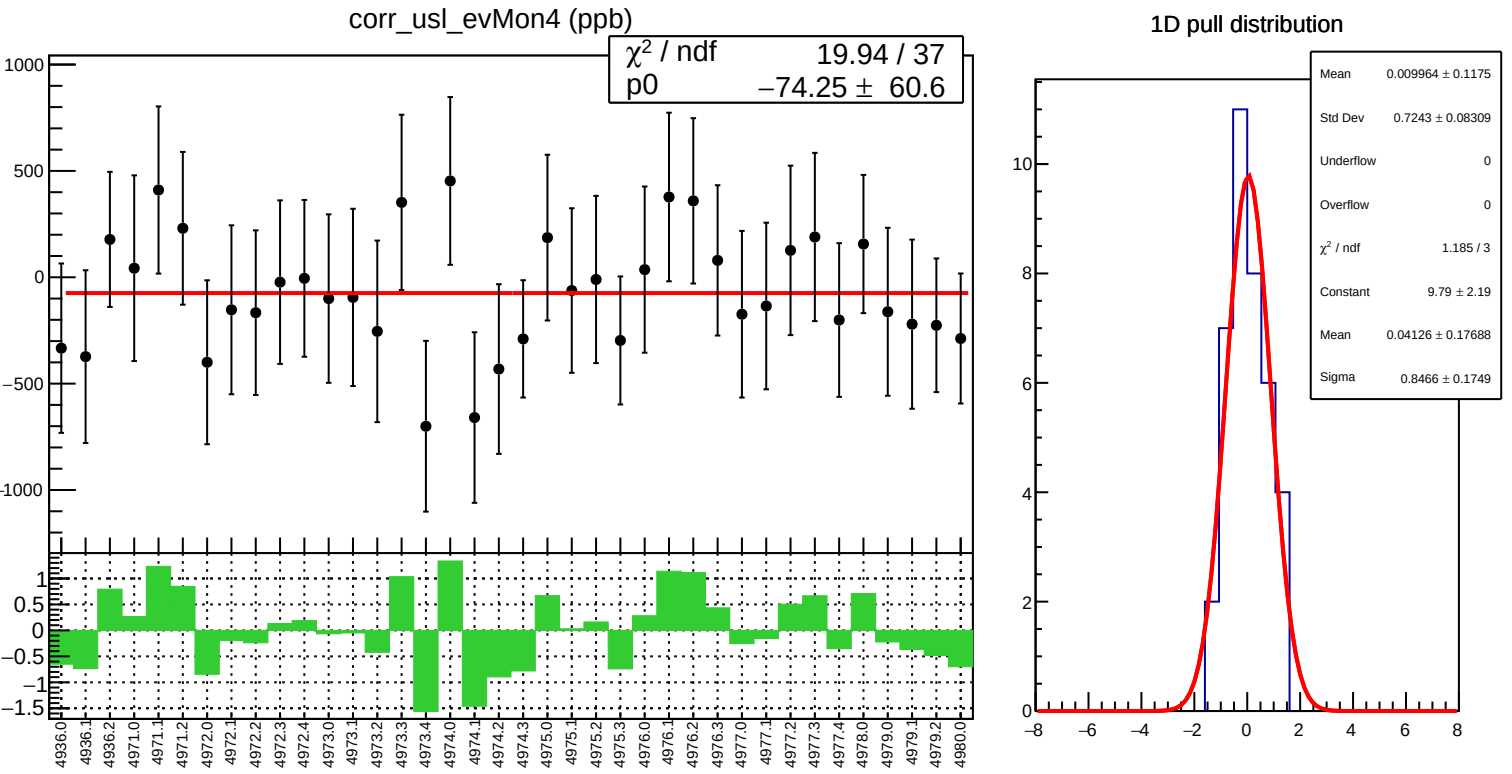
corr_usl_evMon4 (ppb)
χ² / ndf 19.94 / 37
p0 −74.25 ± 60.6
1000
500
0
−500
−1000
1
0.5
0
−0.5
−1
−1.5
4936.0
4936.1
4936.2
4971.0
4971.1
4971.2
4972.0
4972.1
4972.2
4972.3
4972.4
4973.0
4973.1
4973.2
4973.3
4973.4
4974.0
4974.1
4974.2
4974.3
4975.0
4975.1
4975.2
4975.3
4976.0
4976.1
4976.2
4976.3
4977.0
4977.1
4977.2
4977.3
4977.4
4978.0
4979.0
4979.1
4979.2
4980.0
1D pull distribution
Mean 0.009964 ± 0.1175
Std Dev 0.7243 ± 0.08309
Underflow 0
Overflow 0
χ² / ndf 1.185 / 3
Constant 9.79 ± 2.19
Mean 0.04126 ± 0.17688
Sigma 0.8466 ± 0.1749
10
8
6
4
2
0
−8
−6
−4
−2
0
2
4
6
8

corr_usl_evMon4 RMS (ppm)

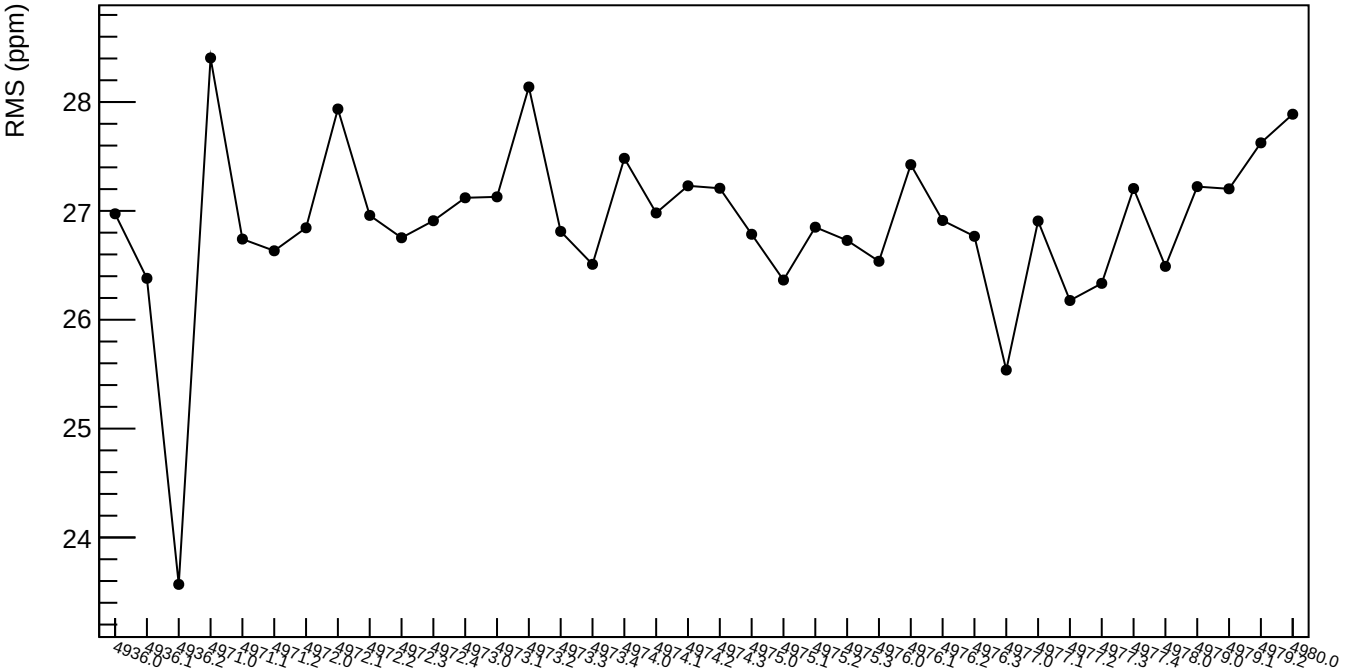

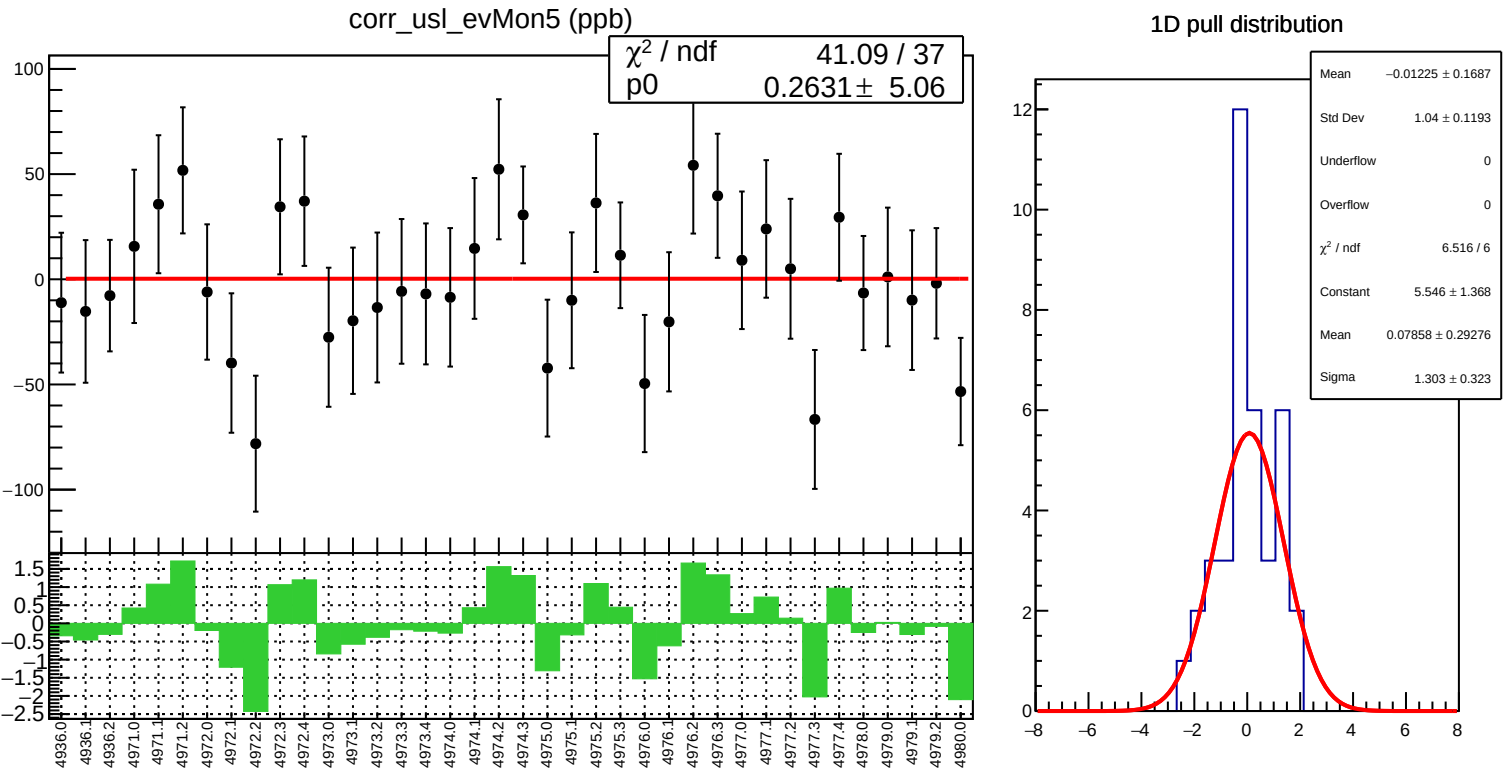
corr_usl_evMon5 (ppb)
χ² / ndf 41.09 / 37
p0 0.2631 ± 5.06
1D pull distribution
Mean −0.01225 ± 0.1687
Std Dev 1.04 ± 0.1193
Underflow 0
Overflow 0
χ² / ndf 6.516 / 6
Constant 5.546 ± 1.368
Mean 0.07858 ± 0.29276
Sigma 1.303 ± 0.323

corr_usl_evMon5 RMS (ppm)

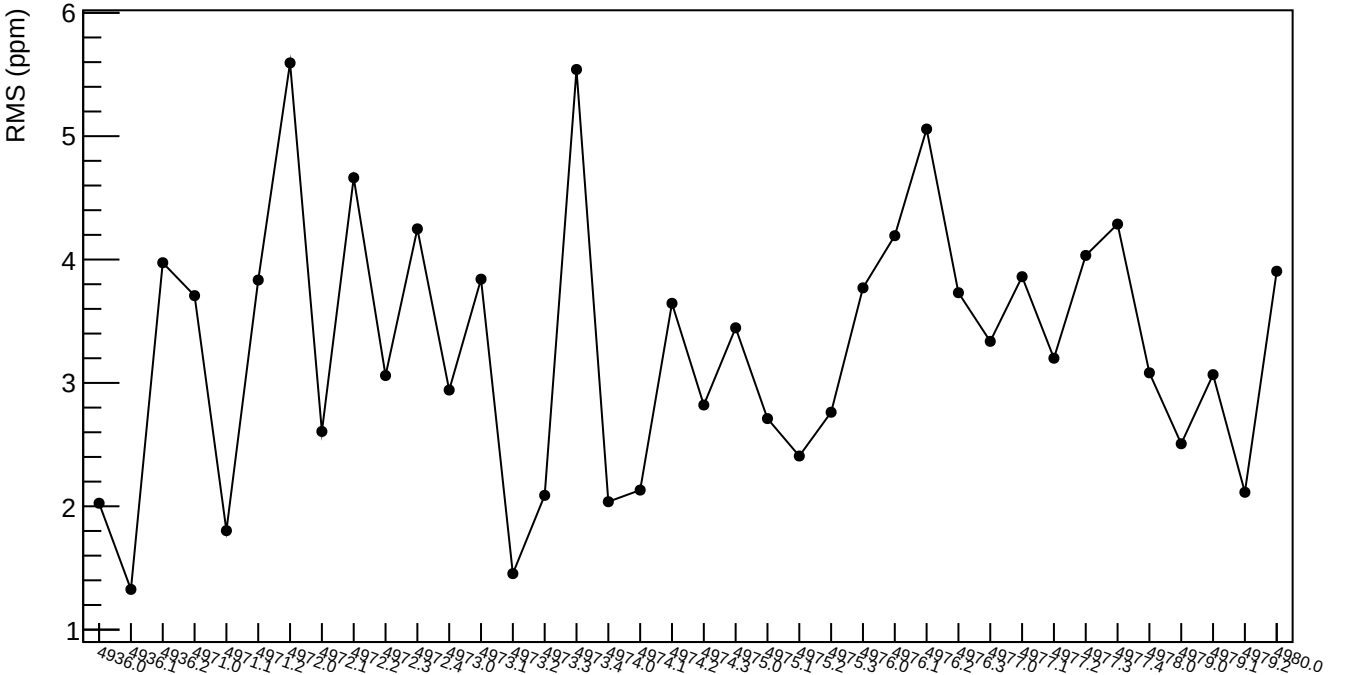

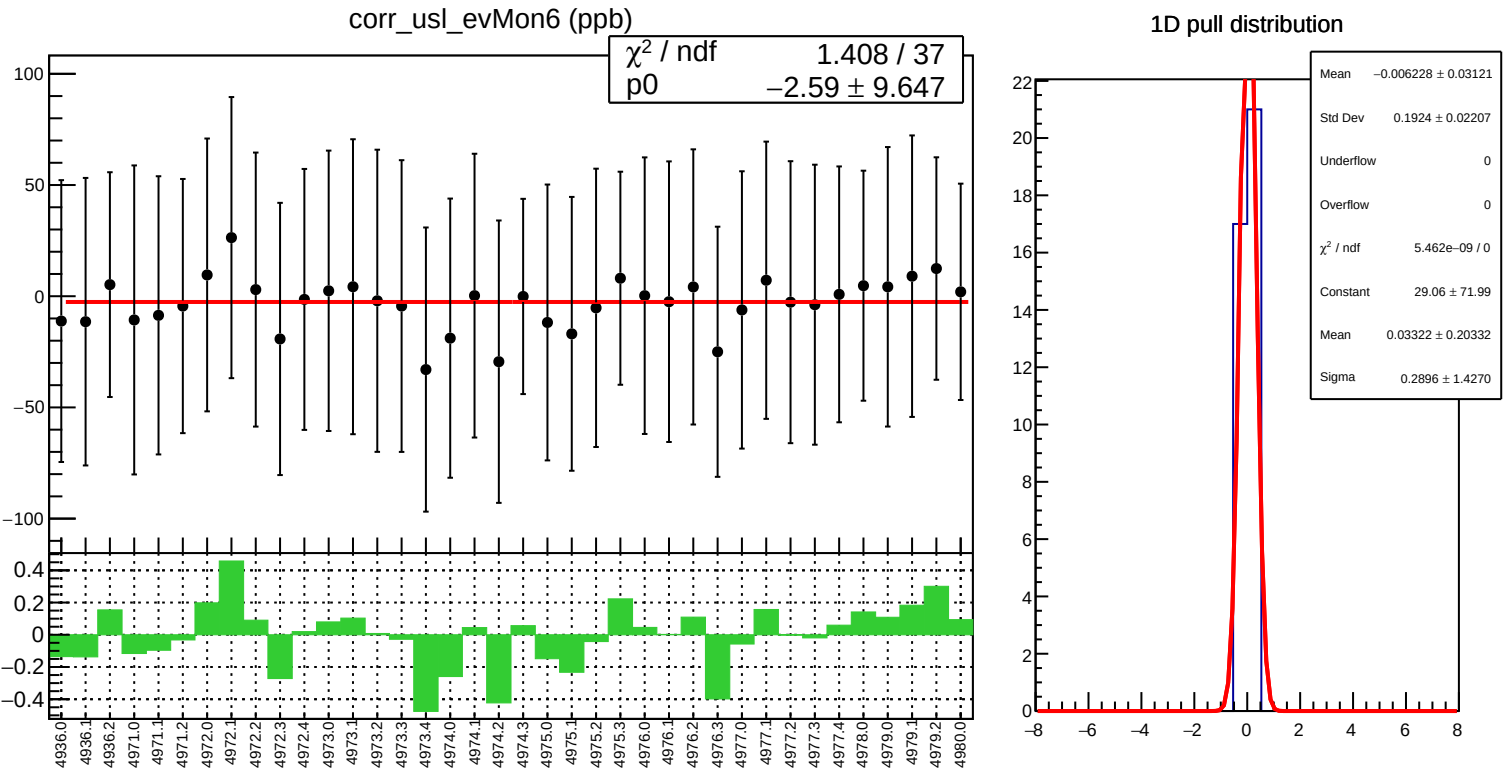
corr_usl_evMon6 (ppb)
χ² / ndf 1.408 / 37
p0 −2.59 ± 9.647
1D pull distribution
Mean −0.006228 ± 0.03121
Std Dev 0.1924 ± 0.02207
Underflow 0
Overflow 0
χ² / ndf 5.462e−09 / 0
Constant 29.06 ± 71.99
Mean 0.03322 ± 0.20332
Sigma 0.2896 ± 1.4270

corr_usl_evMon6 RMS (ppm)

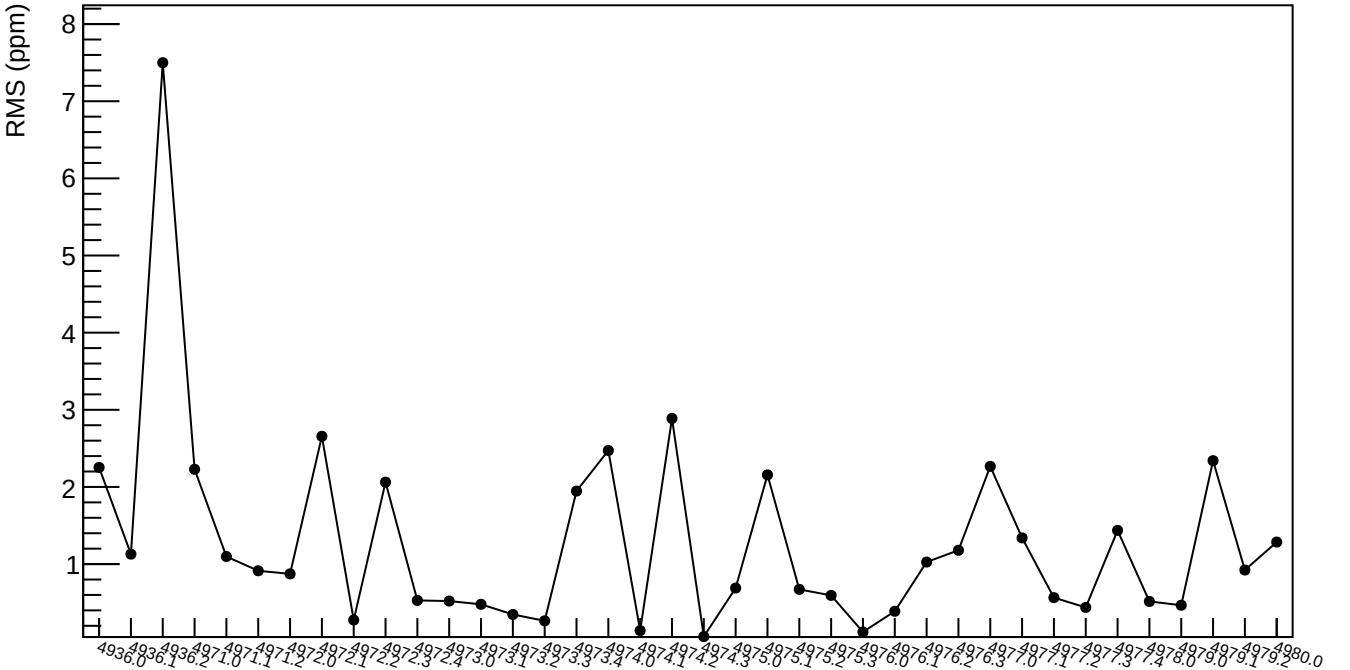

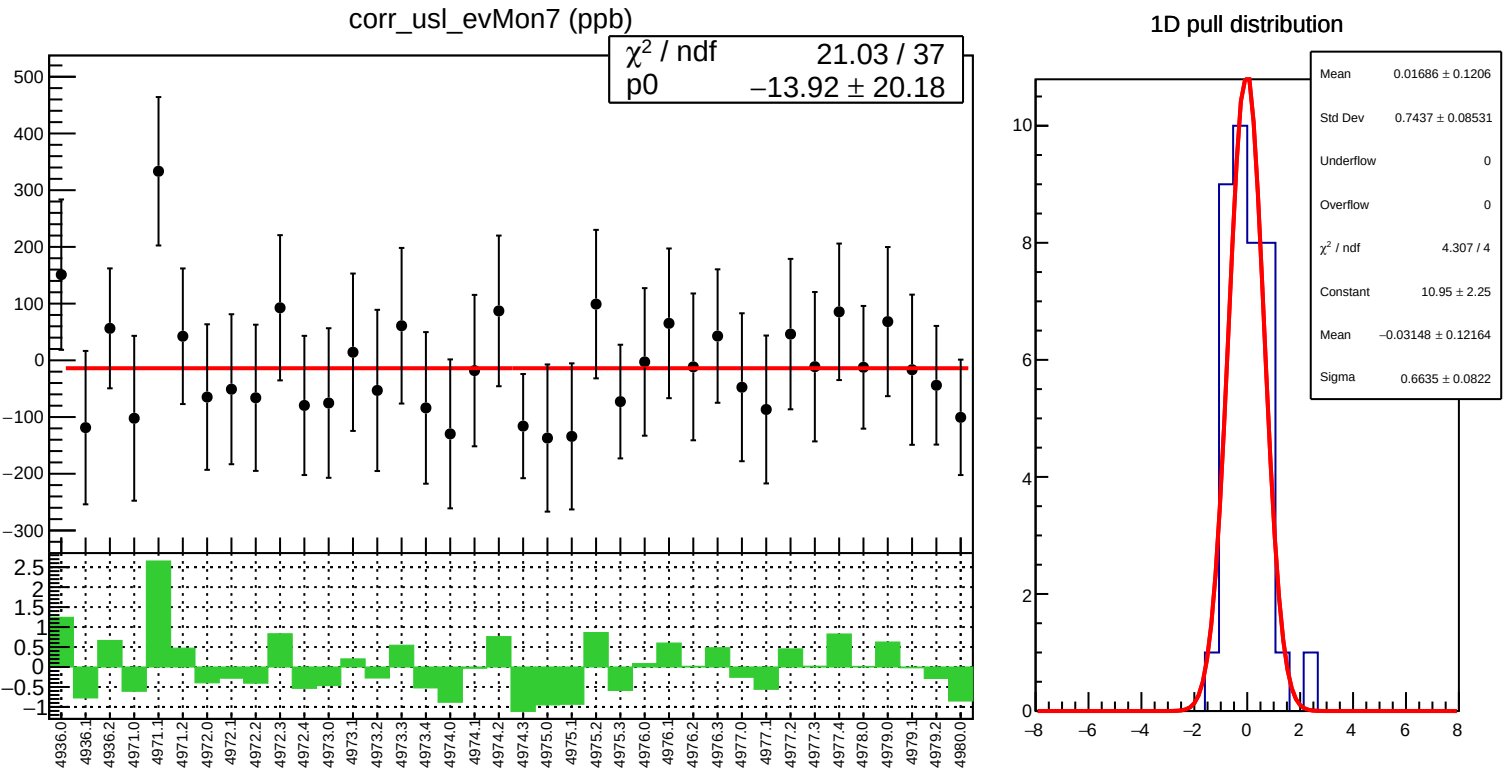
corr_usl_evMon7 (ppb)
χ² / ndf 21.03 / 37
p0 −13.92 ± 20.18
1D pull distribution
Mean 0.01686 ± 0.1206
Std Dev 0.7437 ± 0.08531
Underflow 0
Overflow 0
χ² / ndf 4.307 / 4
Constant 10.95 ± 2.25
Mean −0.03148 ± 0.12164
Sigma 0.6635 ± 0.0822

corr_usl_evMon7 RMS (ppm)

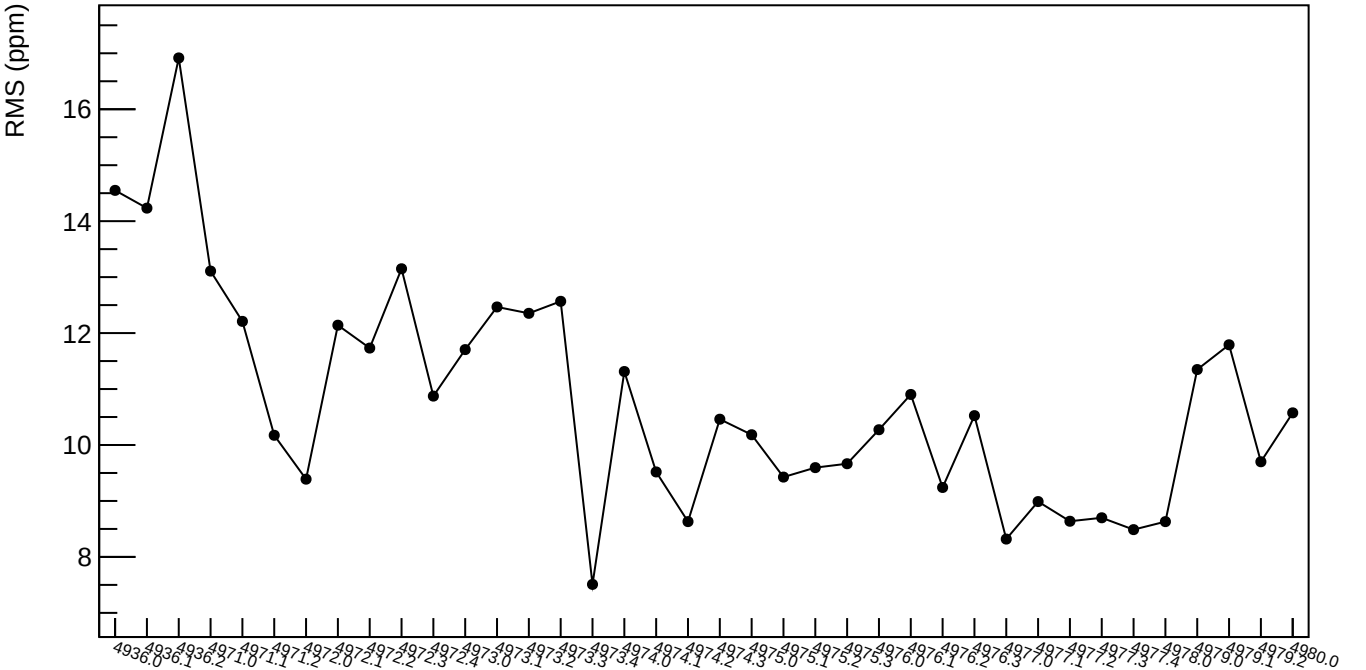

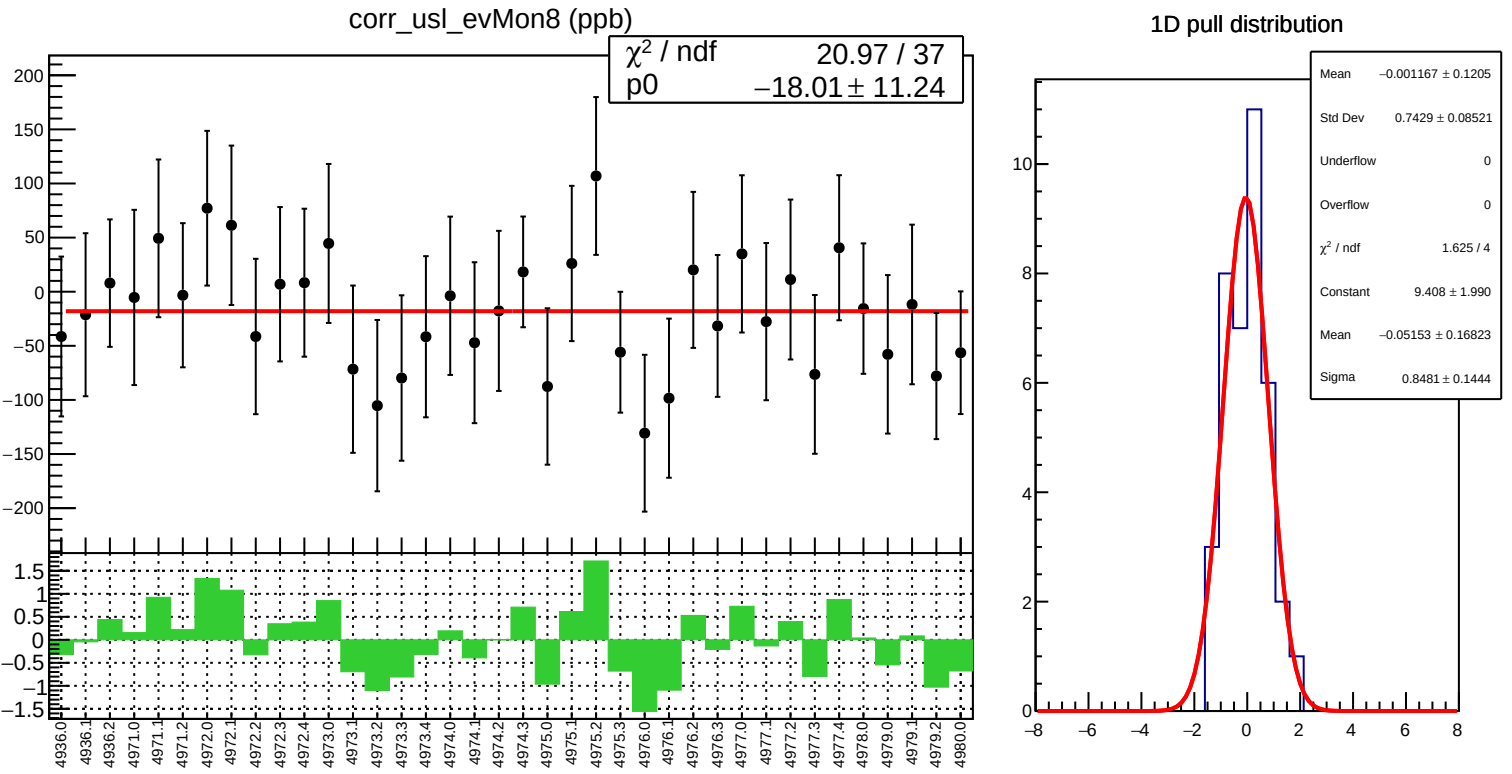
corr_usl_evMon8 (ppb)
χ² / ndf 20.97 / 37
p0 −18.01 ± 11.24
1D pull distribution
Mean −0.001167 ± 0.1205
Std Dev 0.7429 ± 0.08521
Underflow 0
Overflow 0
χ² / ndf 1.625 / 4
Constant 9.408 ± 1.990
Mean −0.05153 ± 0.16823
Sigma 0.8481 ± 0.1444

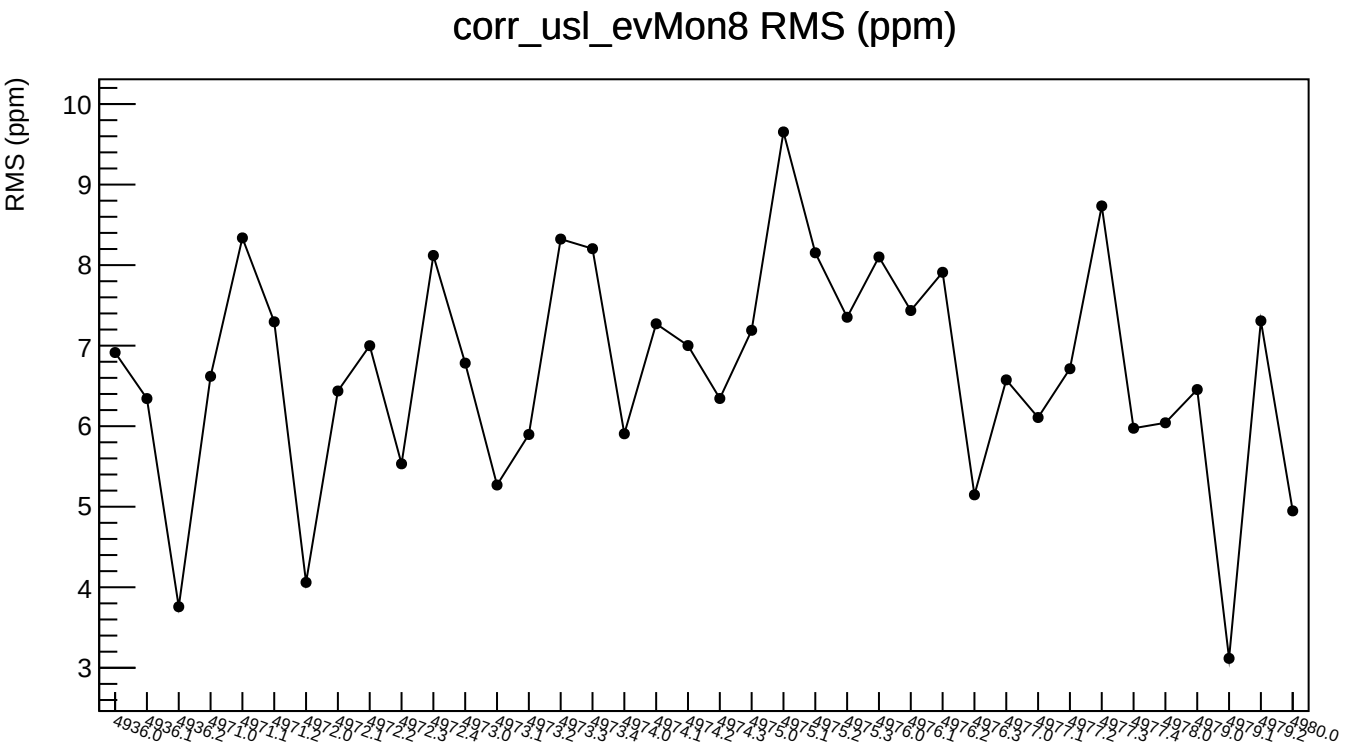
corr_usl_evMon8 RMS (ppm)
RMS (ppm)
10
9
8
7
6
5
4
3
4936.0
4936.1
4936.2
4971.0
4971.1
4971.2
4972.0
4972.1
4972.2
4972.3
4972.4
4973.0
4973.1
4973.2
4973.3
4973.4
4974.0
4974.1
4974.2
4974.3
4975.0
4975.1
4975.2
4975.3
4976.0
4976.1
4976.2
4976.3
4977.0
4977.1
4977.2
4977.3
4977.4
4978.0
4979.0
4979.1
4979.2
4980.0

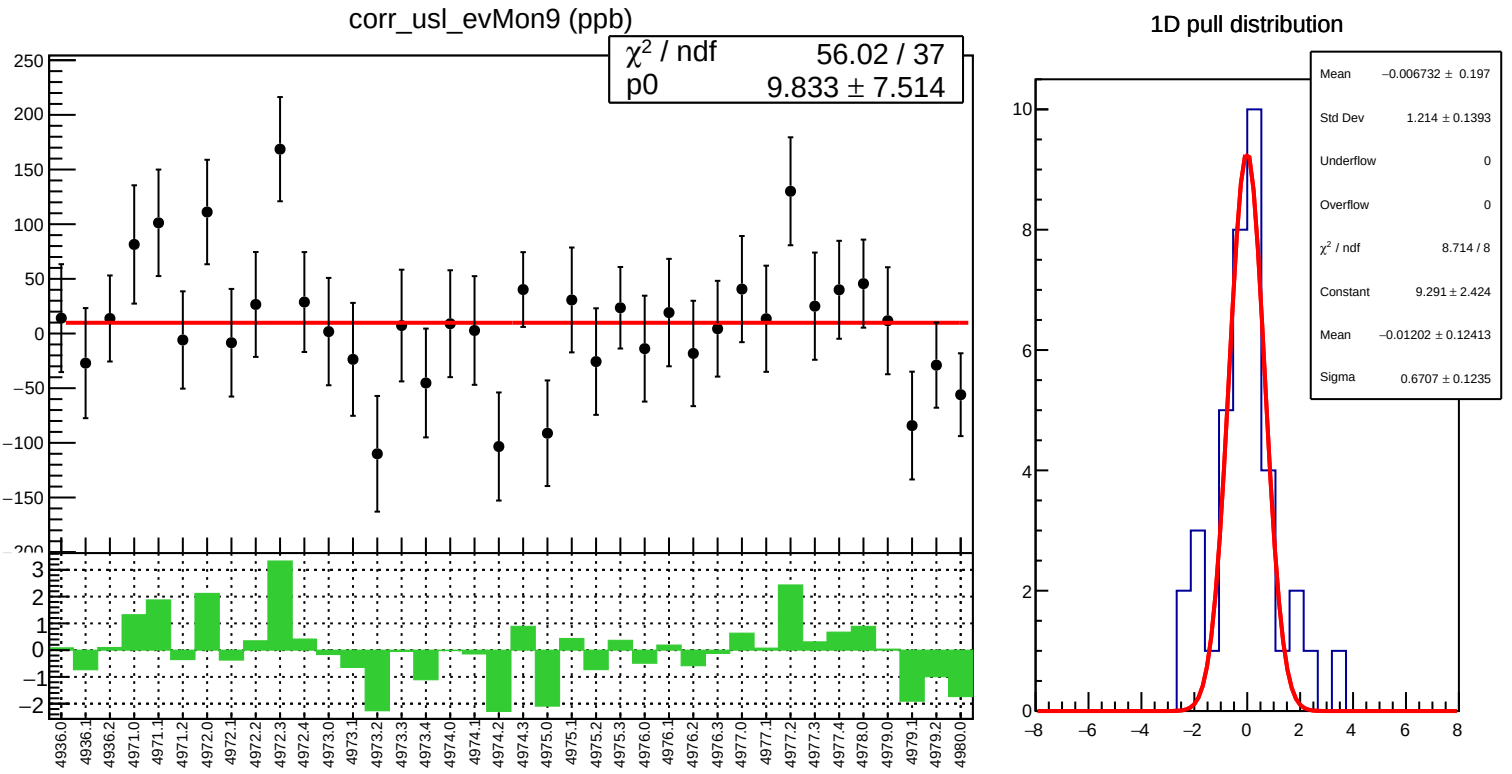
corr_usl_evMon9 (ppb)
χ² / ndf 56.02 / 37
p0 9.833 ± 7.514
1D pull distribution
Mean −0.006732 ± 0.197
Std Dev 1.214 ± 0.1393
Underflow 0
Overflow 0
χ² / ndf 8.714 / 8
Constant 9.291 ± 2.424
Mean −0.01202 ± 0.12413
Sigma 0.6707 ± 0.1235

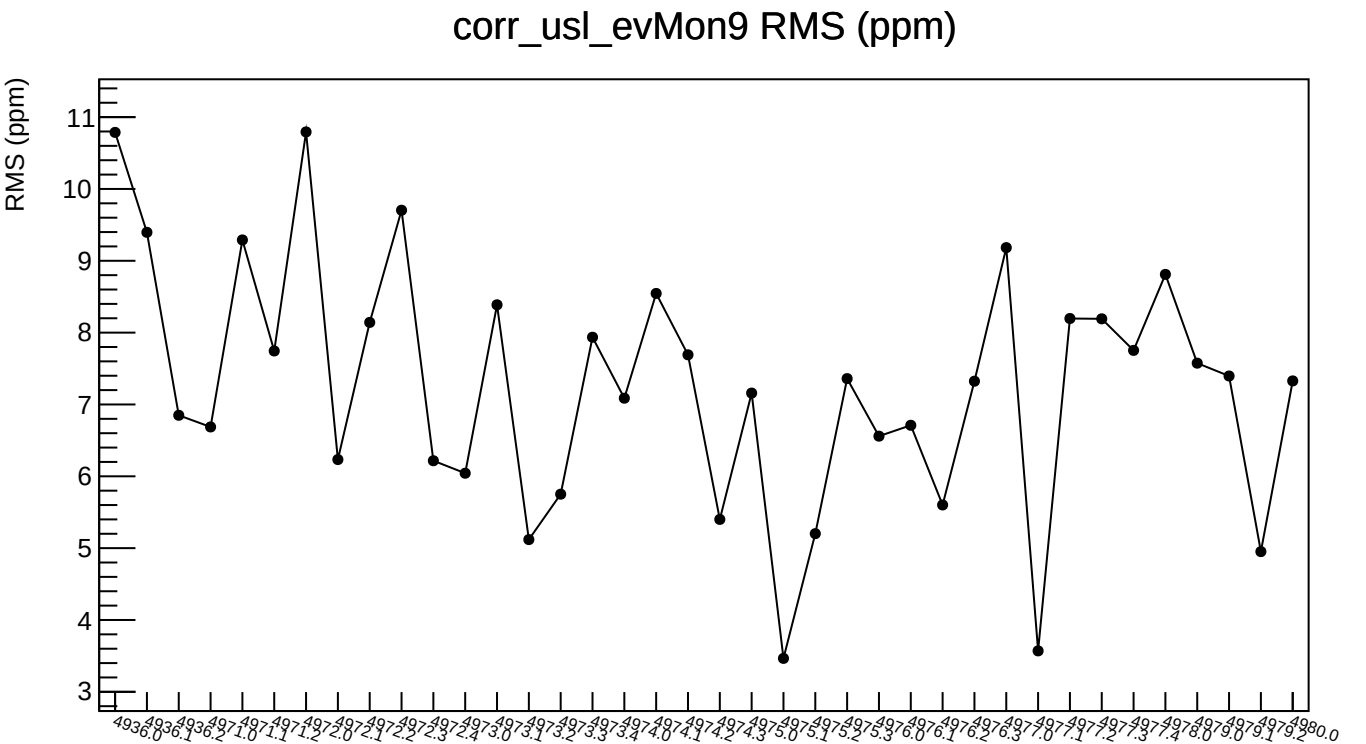
corr_usl_evMon9 RMS (ppm)
RMS (ppm)
11
10
9
8
7
6
5
4
3
4936.0
4936.1
4936.2
4971.0
4971.1
4971.2
4972.0
4972.1
4972.2
4972.3
4972.4
4973.0
4973.1
4973.2
4973.3
4973.4
4974.0
4974.1
4974.2
4974.3
4975.0
4975.1
4975.2
4975.3
4976.0
4976.1
4976.2
4976.3
4977.0
4977.1
4977.2
4977.3
4977.4
4978.0
4979.0
4979.1
4979.2
4980.0

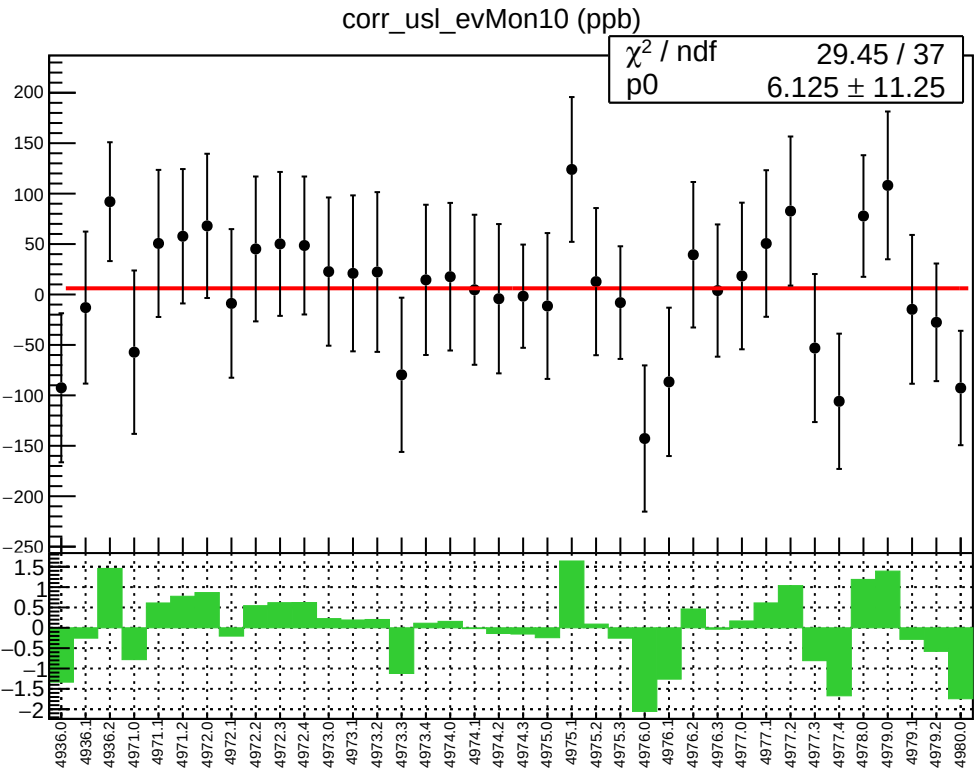
corr_usl_evMon10 (ppb)
χ² / ndf 29.45 / 37
p0 6.125 ± 11.25
200
150
100
50
0
−50
−100
−150
−200
−250
1.5
1
0.5
0
−0.5
−1
−1.5
−2
4936.0
4936.1
4936.2
4971.0
4971.1
4971.2
4972.0
4972.1
4972.2
4972.3
4972.4
4973.0
4973.1
4973.2
4973.3
4973.4
4974.0
4974.1
4974.2
4974.3
4975.0
4975.1
4975.2
4975.3
4976.0
4976.1
4976.2
4976.3
4977.0
4977.1
4977.2
4977.3
4977.4
4978.0
4979.0
4979.1
4979.2
4980.0

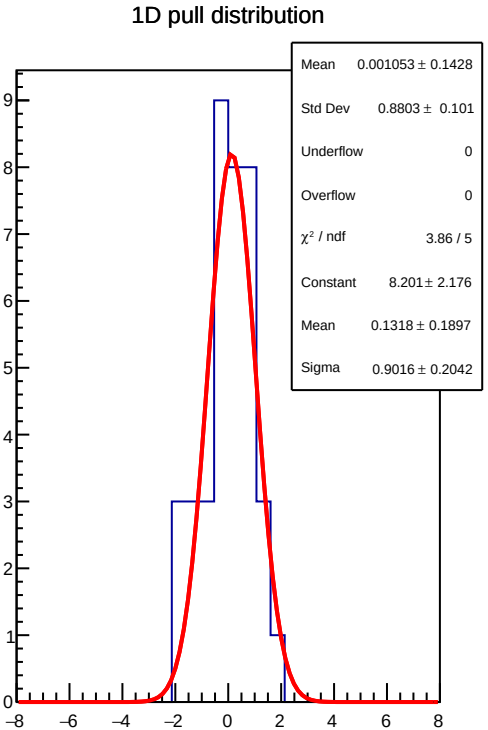
1D pull distribution
Mean 0.001053 ± 0.1428
Std Dev 0.8803 ± 0.101
Underflow 0
Overflow 0
χ² / ndf 3.86 / 5
Constant 8.201 ± 2.176
Mean 0.1318 ± 0.1897
Sigma 0.9016 ± 0.2042
9
8
7
6
5
4
3
2
1
0
−8
−6
−4
−2
0
2
4
6
8

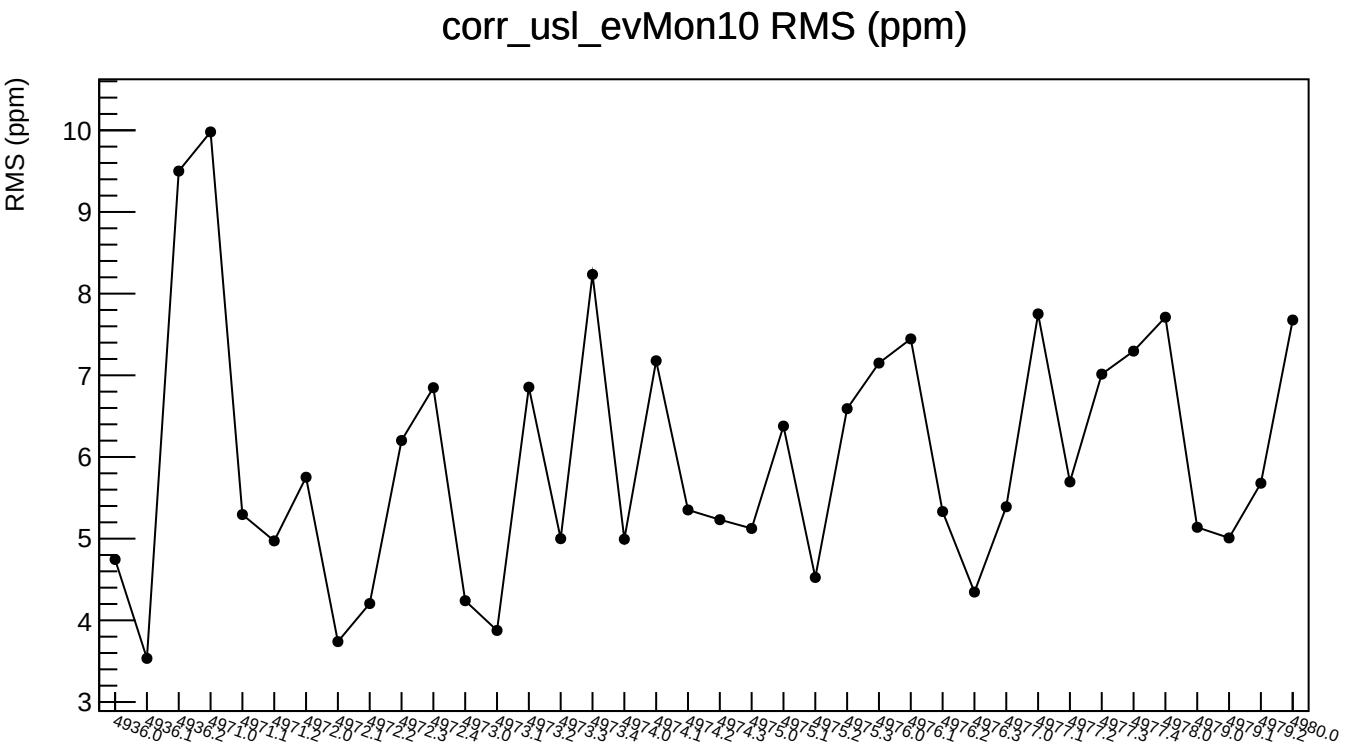
corr_usl_evMon10 RMS (ppm)
RMS (ppm)
10
9
8
7
6
5
4
3
4936.0
4936.1
4936.2
4971.0
4971.1
4971.2
4972.0
4972.1
4972.2
4972.3
4972.4
4973.0
4973.1
4973.2
4973.3
4973.4
4974.0
4974.1
4974.2
4974.3
4975.0
4975.1
4975.2
4975.3
4976.0
4976.1
4976.2
4976.3
4977.0
4977.1
4977.2
4977.3
4977.4
4978.0
4979.0
4979.1
4979.2
4980.0

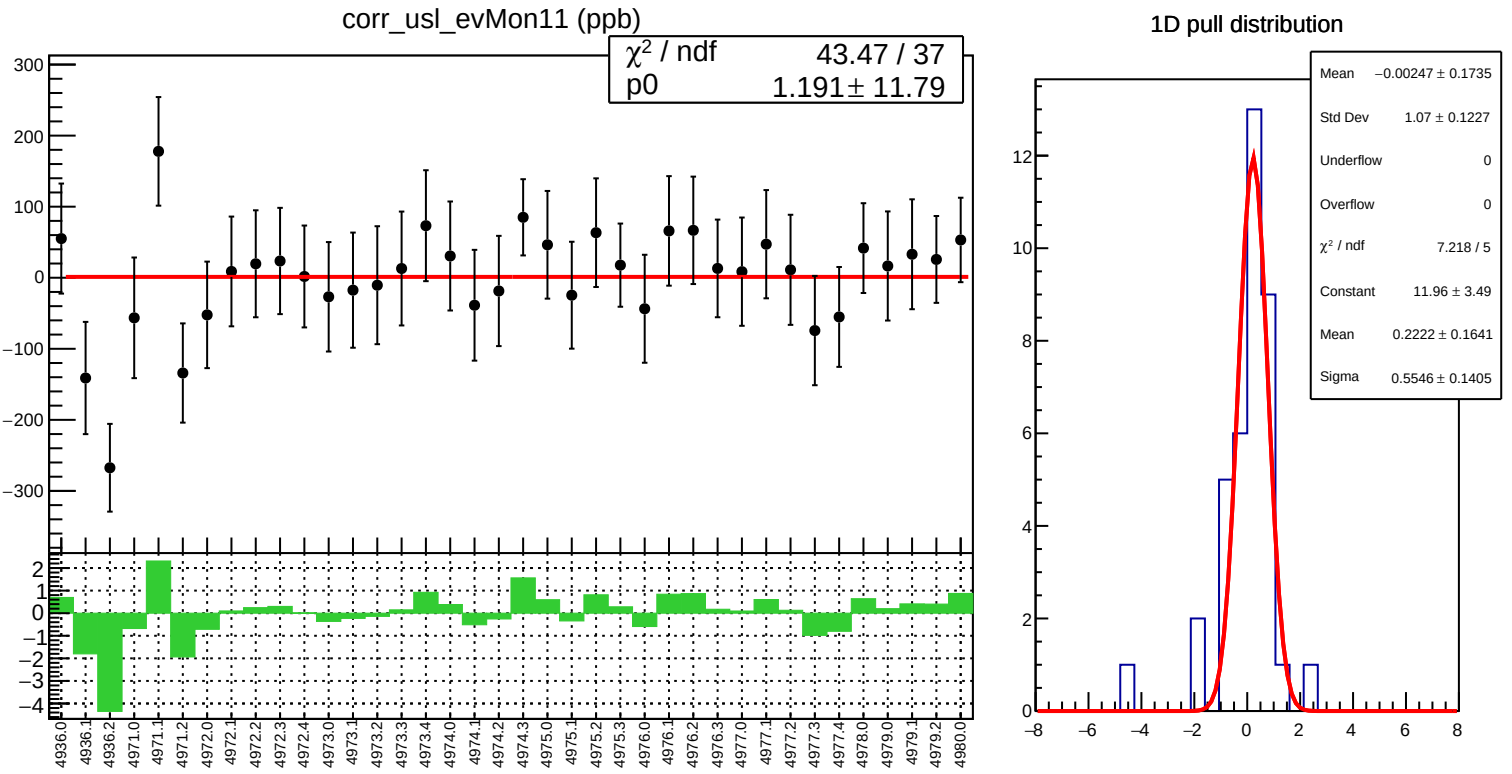
corr_usl_evMon11 (ppb)
χ² / ndf 43.47 / 37
p0 1.191 ± 11.79
1D pull distribution
Mean −0.00247 ± 0.1735
Std Dev 1.07 ± 0.1227
Underflow 0
Overflow 0
χ² / ndf 7.218 / 5
Constant 11.96 ± 3.49
Mean 0.2222 ± 0.1641
Sigma 0.5546 ± 0.1405

corr_usl_evMon11 RMS (ppm)

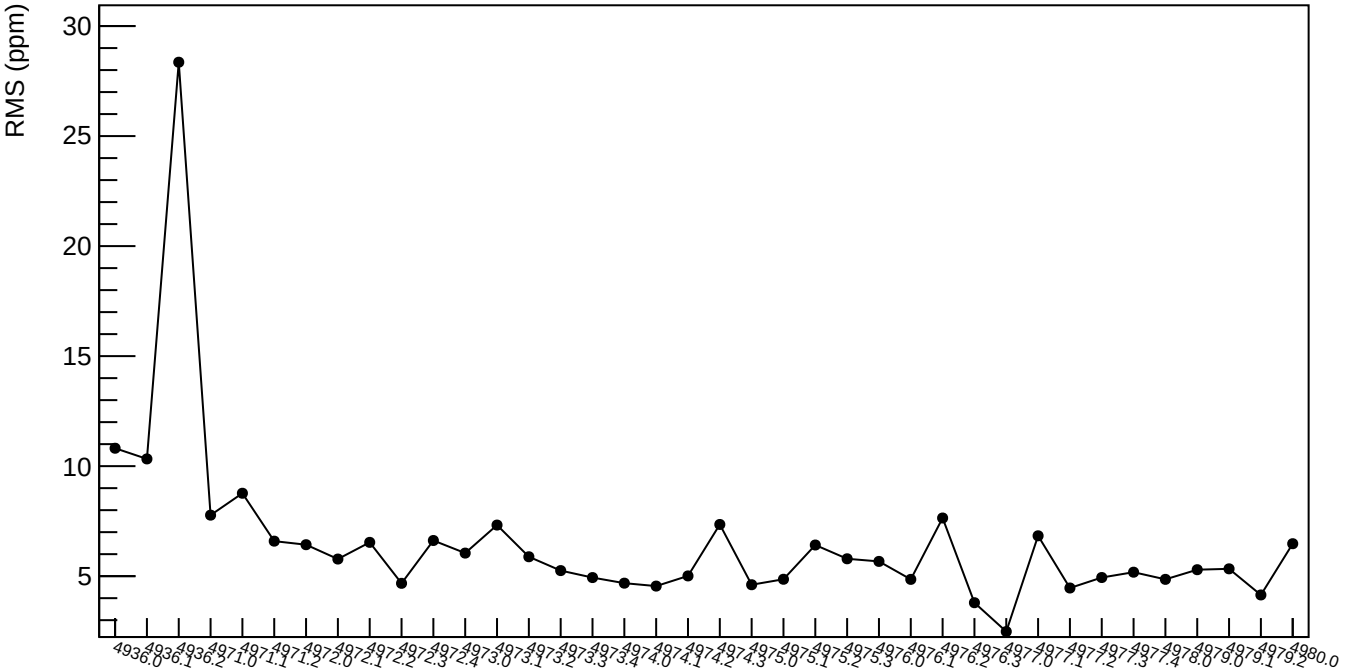

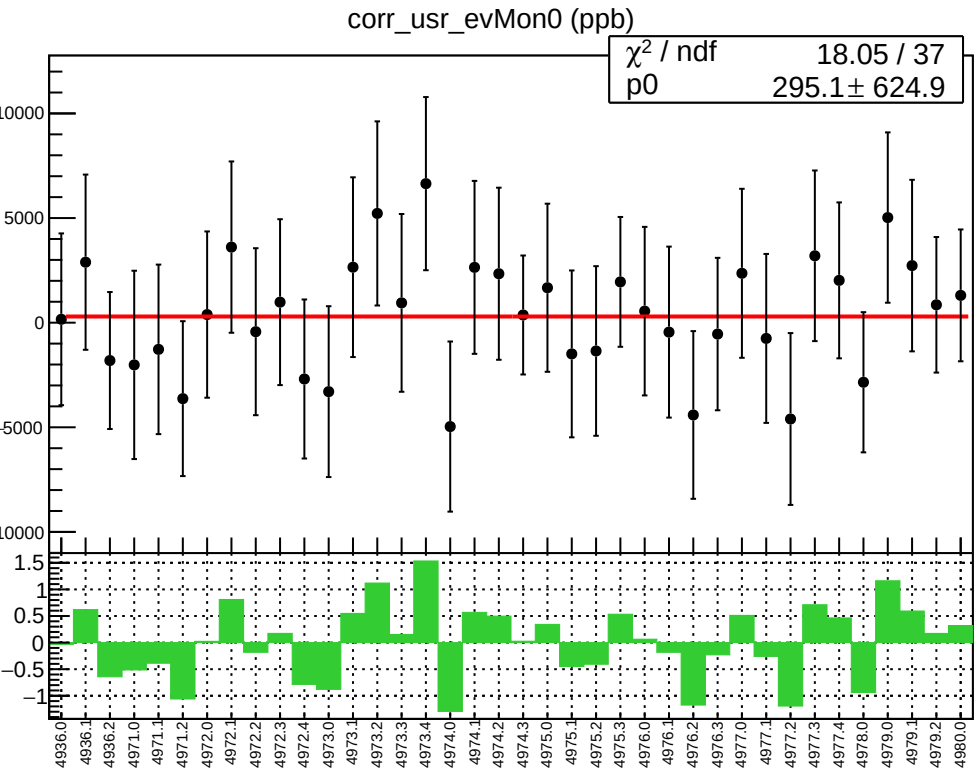
corr_usr_evMon0 (ppb)
χ² / ndf 18.05 / 37
p0 295.1 ± 624.9
10000
5000
0
-5000
-10000
1.5
1
0.5
0
−0.5
−1
4936.0
4936.1
4936.2
4971.0
4971.1
4971.2
4972.0
4972.1
4972.2
4972.3
4972.4
4973.0
4973.1
4973.2
4973.3
4973.4
4974.0
4974.1
4974.2
4974.3
4975.0
4975.1
4975.2
4975.3
4976.0
4976.1
4976.2
4976.3
4977.0
4977.1
4977.2
4977.3
4977.4
4978.0
4979.0
4979.1
4979.2
4980.0

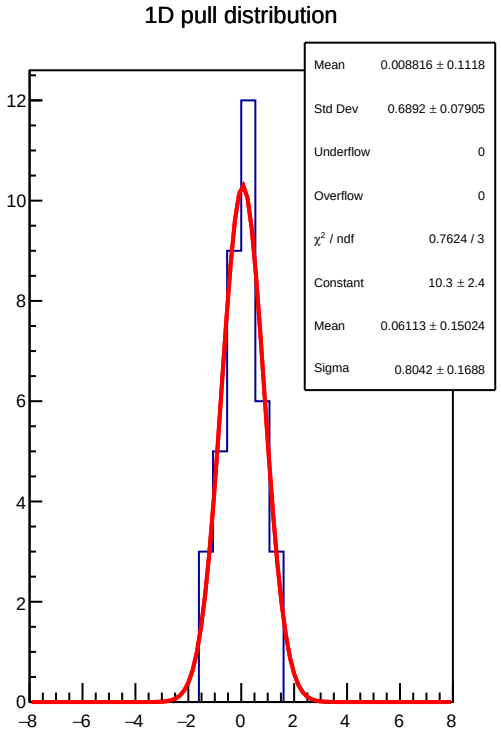
1D pull distribution
Mean 0.008816 ± 0.1118
Std Dev 0.6892 ± 0.07905
Underflow 0
Overflow 0
χ² / ndf 0.7624 / 3
Constant 10.3 ± 2.4
Mean 0.06113 ± 0.15024
Sigma 0.8042 ± 0.1688
12
10
8
6
4
2
0
−8
−6
−4
−2
0
2
4
6
8

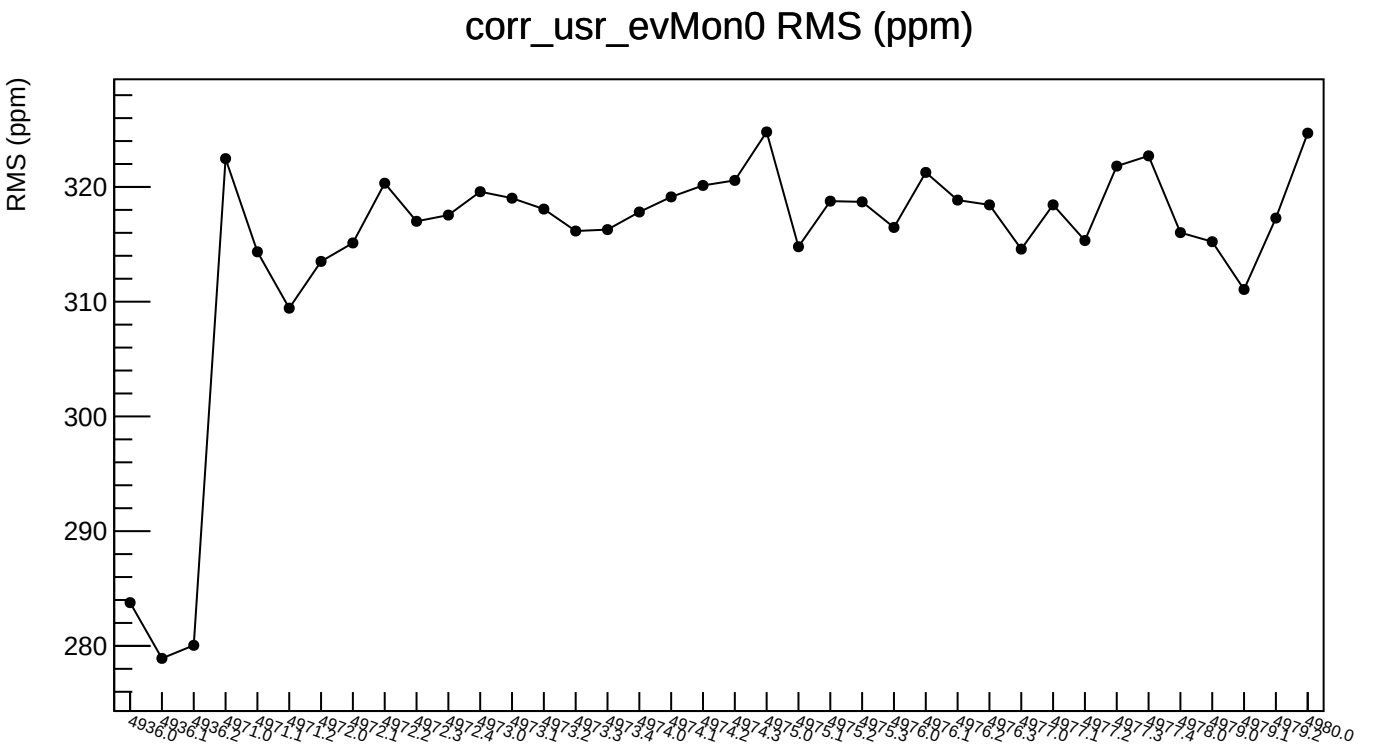
corr_usr_evMon0 RMS (ppm)
RMS (ppm)
320
310
300
290
280
4936.0
4936.1
4936.2
4971.0
4971.1
4971.2
4972.0
4972.1
4972.2
4972.3
4972.4
4973.0
4973.1
4973.2
4973.3
4973.4
4974.0
4974.1
4974.2
4974.3
4975.0
4975.1
4975.2
4975.3
4976.0
4976.1
4976.2
4976.3
4977.0
4977.1
4977.2
4977.3
4977.4
4978.0
4979.0
4979.1
4979.2
4980.0

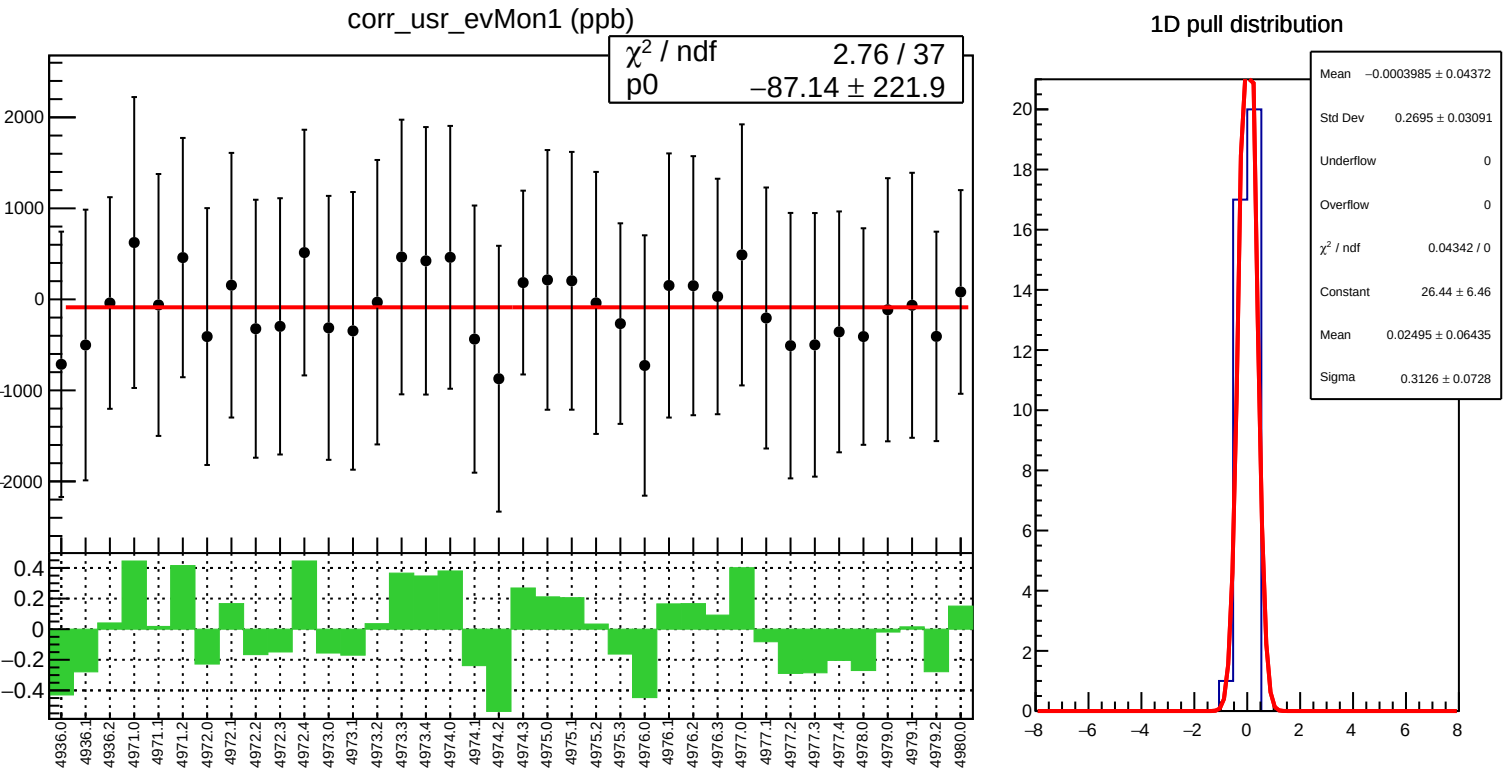
corr_usr_evMon1 (ppb)
χ² / ndf 2.76 / 37
p0 −87.14 ± 221.9
2000
1000
0
−1000
−2000
0.4
0.2
0
−0.2
−0.4
4936.0
4936.1
4936.2
4971.0
4971.1
4971.2
4972.0
4972.1
4972.2
4972.3
4972.4
4973.0
4973.1
4973.2
4973.3
4973.4
4974.0
4974.1
4974.2
4974.3
4975.0
4975.1
4975.2
4975.3
4976.0
4976.1
4976.2
4976.3
4977.0
4977.1
4977.2
4977.3
4977.4
4978.0
4979.0
4979.1
4979.2
4980.0
1D pull distribution
Mean −0.0003985 ± 0.04372
Std Dev 0.2695 ± 0.03091
Underflow 0
Overflow 0
χ² / ndf 0.04342 / 0
Constant 26.44 ± 6.46
Mean 0.02495 ± 0.06435
Sigma 0.3126 ± 0.0728
20
18
16
14
12
10
8
6
4
2
0
−8
−6
−4
−2
0
2
4
6
8

corr_usr_evMon1 RMS (ppm)

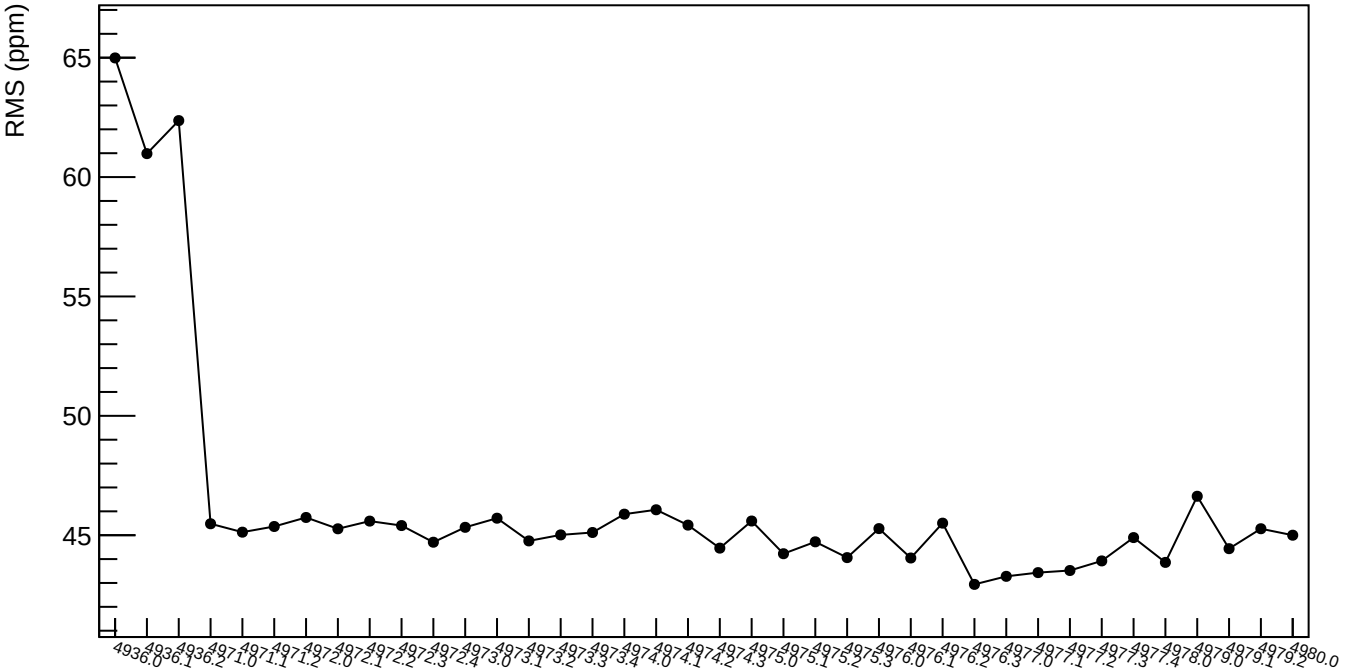

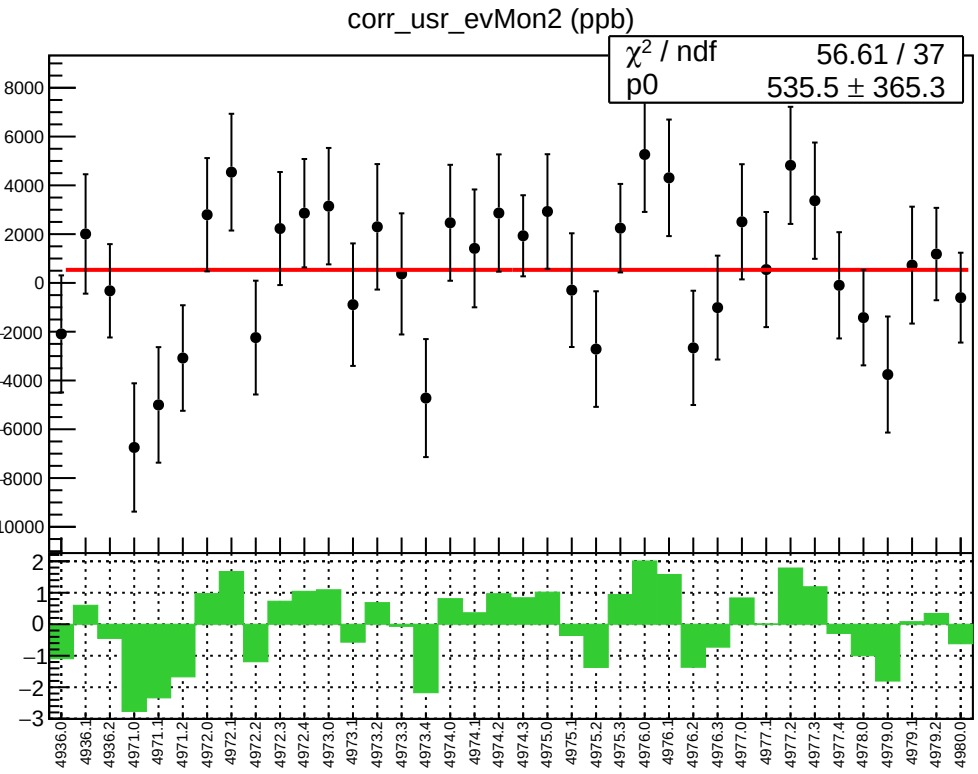
corr_usr_evMon2 (ppb)
χ² / ndf 56.61 / 37
p0 535.5 ± 365.3
8000
6000
4000
2000
0
-2000
-4000
-6000
-8000
-10000
2
1
0
−1
−2
−3
4936.0
4936.1
4936.2
4971.0
4971.1
4971.2
4972.0
4972.1
4972.2
4972.3
4972.4
4973.0
4973.1
4973.2
4973.3
4973.4
4974.0
4974.1
4974.2
4974.3
4975.0
4975.1
4975.2
4975.3
4976.0
4976.1
4976.2
4976.3
4977.0
4977.1
4977.2
4977.3
4977.4
4978.0
4979.0
4979.1
4979.2
4980.0

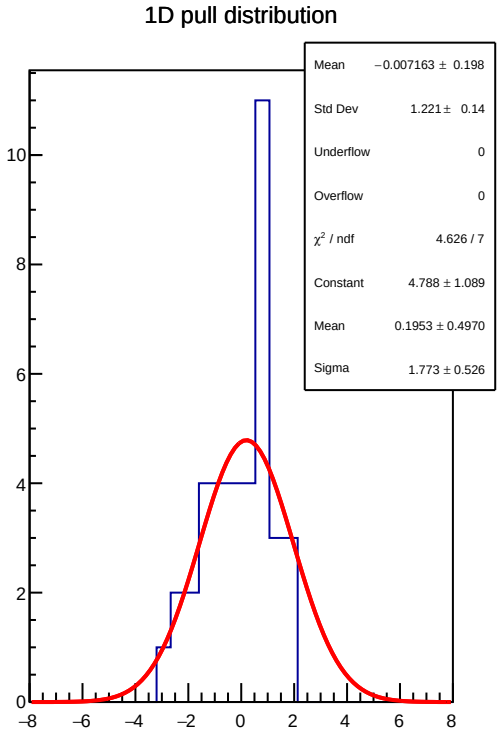
1D pull distribution
Mean −0.007163 ± 0.198
Std Dev 1.221 ± 0.14
Underflow 0
Overflow 0
χ² / ndf 4.626 / 7
Constant 4.788 ± 1.089
Mean 0.1953 ± 0.4970
Sigma 1.773 ± 0.526
10
8
6
4
2
0
−8
−6
−4
−2
0
2
4
6
8

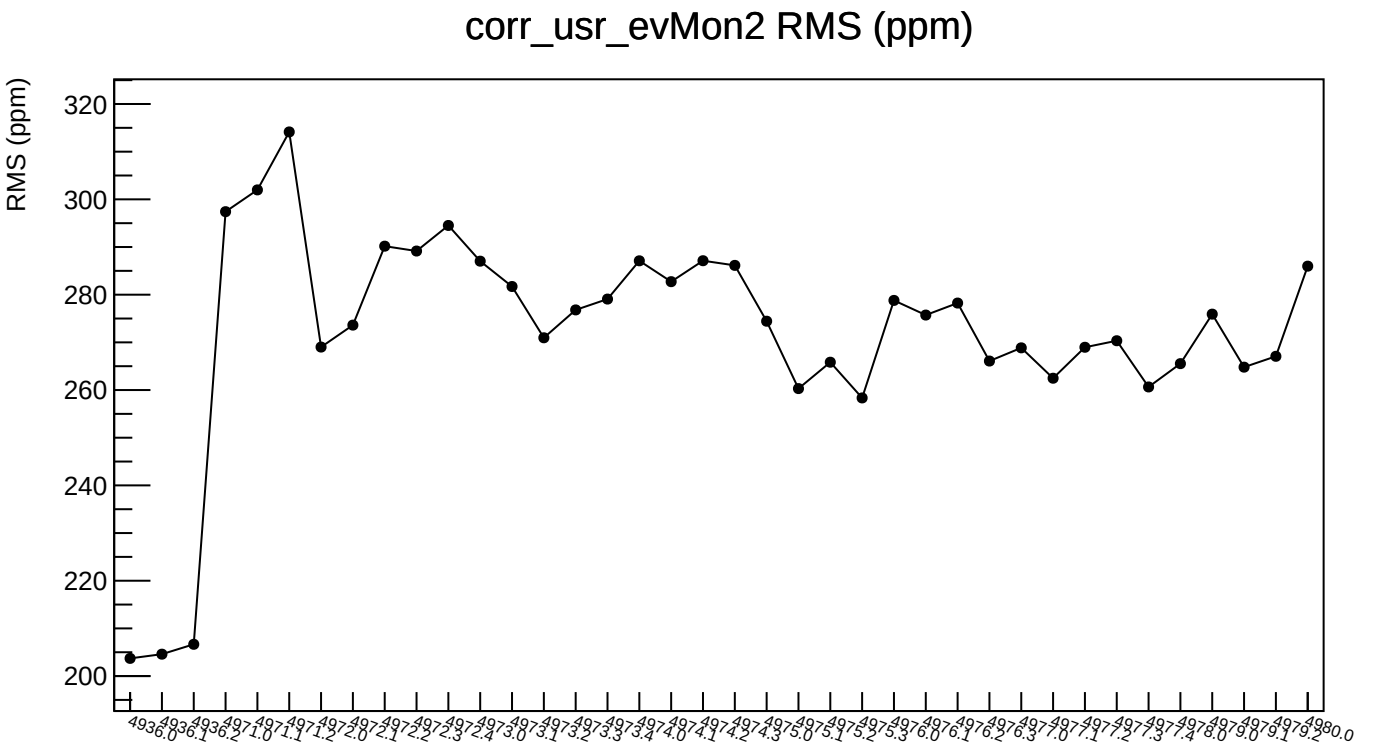
corr_usr_evMon2 RMS (ppm)
RMS (ppm)
320
300
280
260
240
220
200
4936.0
4936.1
4936.2
4971.0
4971.1
4971.2
4972.0
4972.1
4972.2
4972.3
4972.4
4973.0
4973.1
4973.2
4973.3
4973.4
4974.0
4974.1
4974.2
4974.3
4975.0
4975.1
4975.2
4975.3
4976.0
4976.1
4976.2
4976.3
4977.0
4977.1
4977.2
4977.3
4977.4
4978.0
4979.0
4979.1
4979.2
4980.0

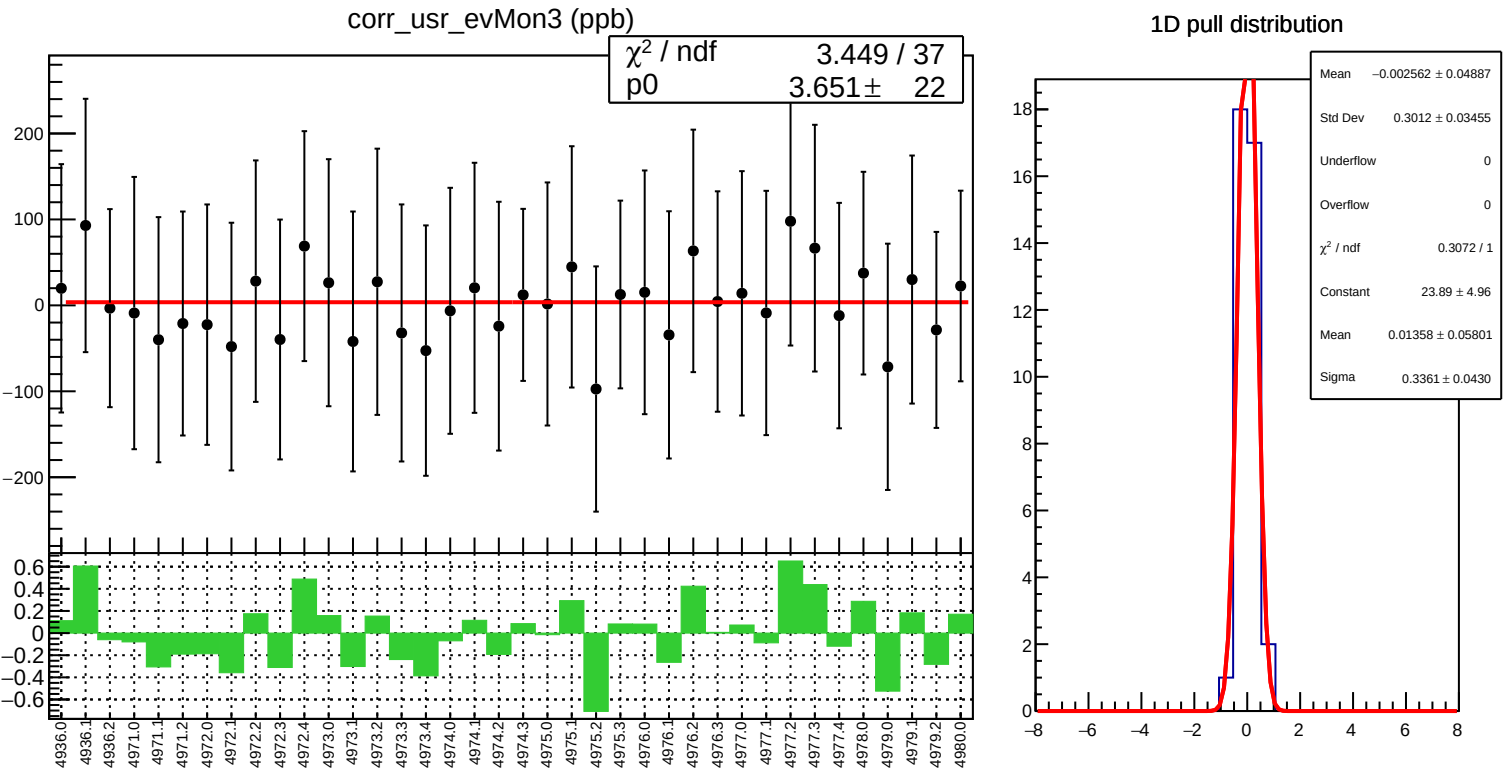
corr_usr_evMon3 (ppb)
χ² / ndf 3.449 / 37
p0 3.651 ± 22
1D pull distribution
Mean −0.002562 ± 0.04887
Std Dev 0.3012 ± 0.03455
Underflow 0
Overflow 0
χ² / ndf 0.3072 / 1
Constant 23.89 ± 4.96
Mean 0.01358 ± 0.05801
Sigma 0.3361 ± 0.0430

corr_usr_evMon3 RMS (ppm)

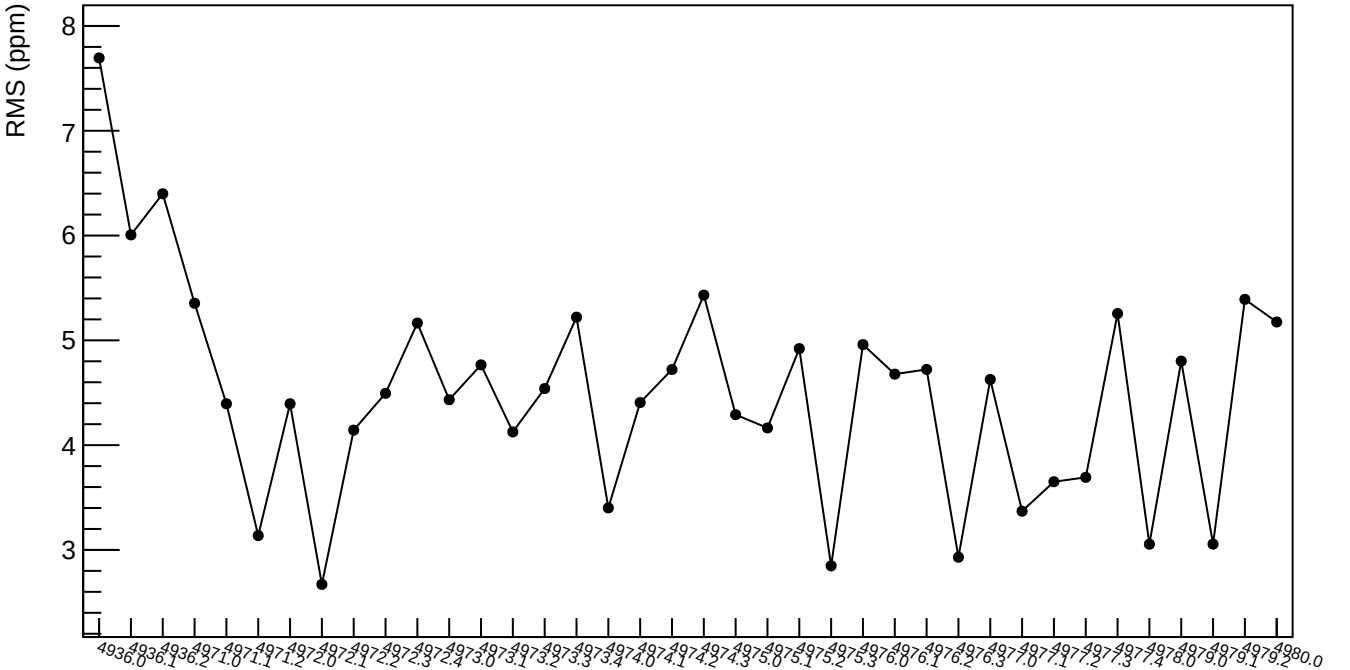

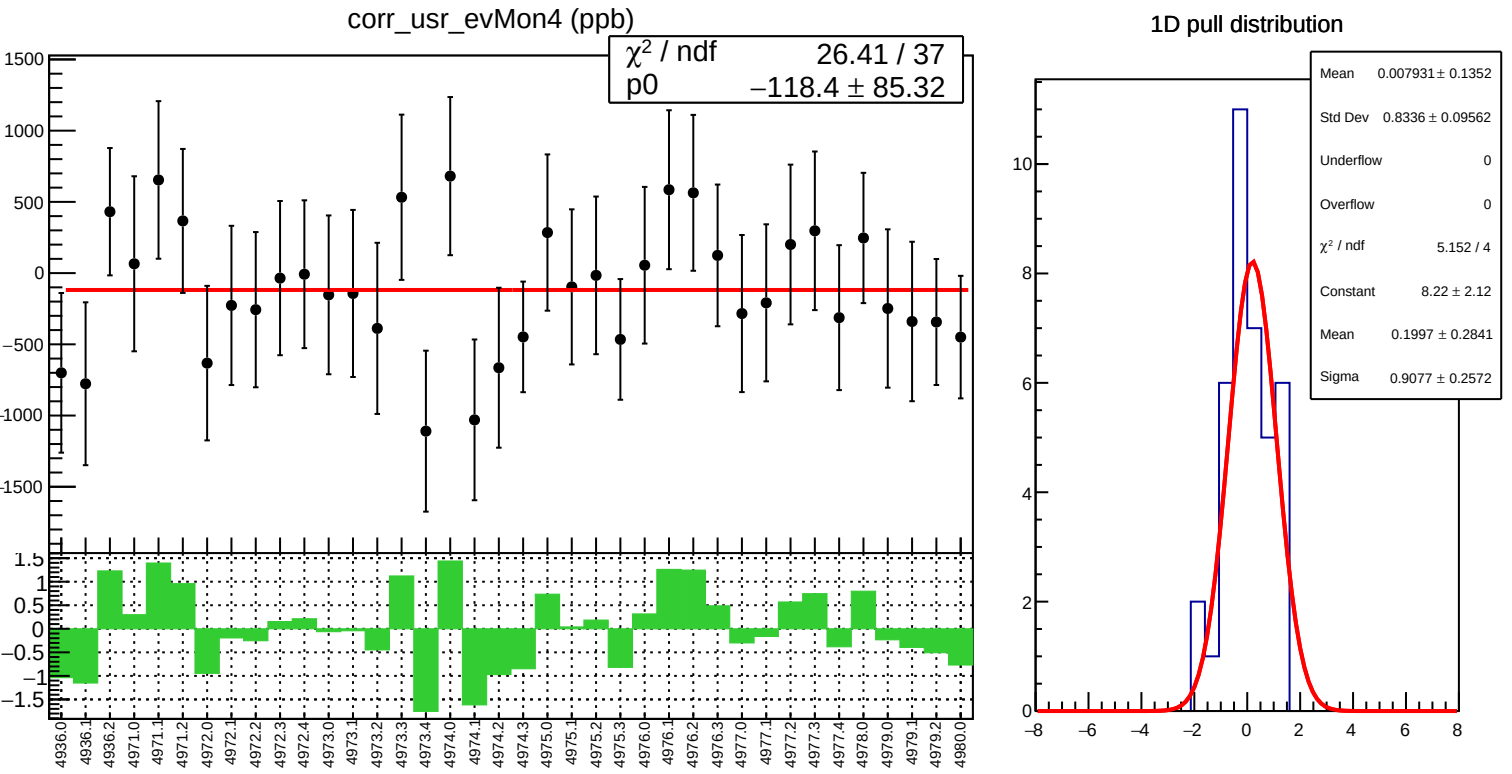
corr_usr_evMon4 (ppb)
χ² / ndf 26.41 / 37
p0 −118.4 ± 85.32
1500
1000
500
0
−500
−1000
−1500
1.5
1
0.5
0
−0.5
−1
−1.5
4936.0
4936.1
4936.2
4971.0
4971.1
4971.2
4972.0
4972.1
4972.2
4972.3
4972.4
4973.0
4973.1
4973.2
4973.3
4973.4
4974.0
4974.1
4974.2
4974.3
4975.0
4975.1
4975.2
4975.3
4976.0
4976.1
4976.2
4976.3
4977.0
4977.1
4977.2
4977.3
4977.4
4978.0
4979.0
4979.1
4979.2
4980.0
1D pull distribution
Mean 0.007931 ± 0.1352
Std Dev 0.8336 ± 0.09562
Underflow 0
Overflow 0
χ² / ndf 5.152 / 4
Constant 8.22 ± 2.12
Mean 0.1997 ± 0.2841
Sigma 0.9077 ± 0.2572
10
8
6
4
2
0
−8
−6
−4
−2
0
2
4
6
8

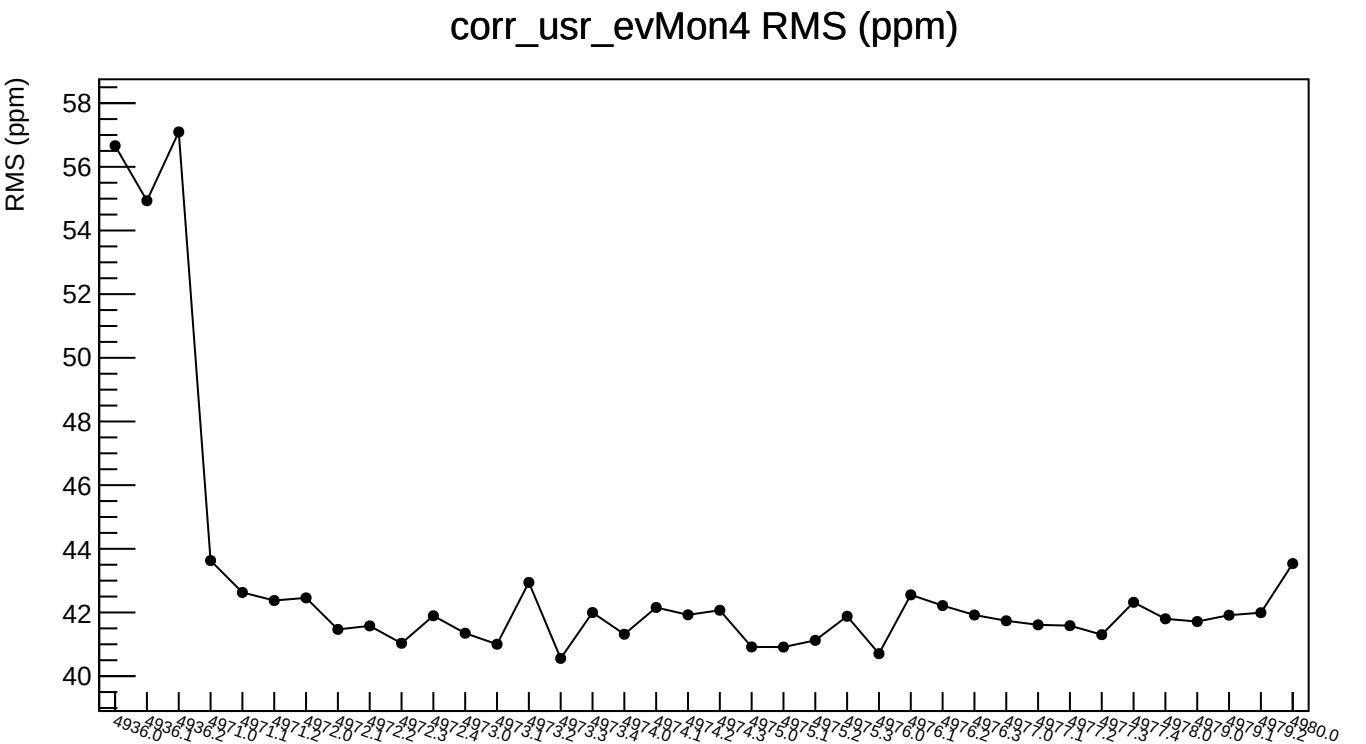
corr_usr_evMon4 RMS (ppm)
RMS (ppm)
58
56
54
52
50
48
46
44
42
40
4936.0
4936.1
4936.2
4971.0
4971.1
4971.2
4972.0
4972.1
4972.2
4972.3
4972.4
4973.0
4973.1
4973.2
4973.3
4973.4
4974.0
4974.1
4974.2
4974.3
4975.0
4975.1
4975.2
4975.3
4976.0
4976.1
4976.2
4976.3
4977.0
4977.1
4977.2
4977.3
4977.4
4978.0
4979.0
4979.1
4979.2
4980.0

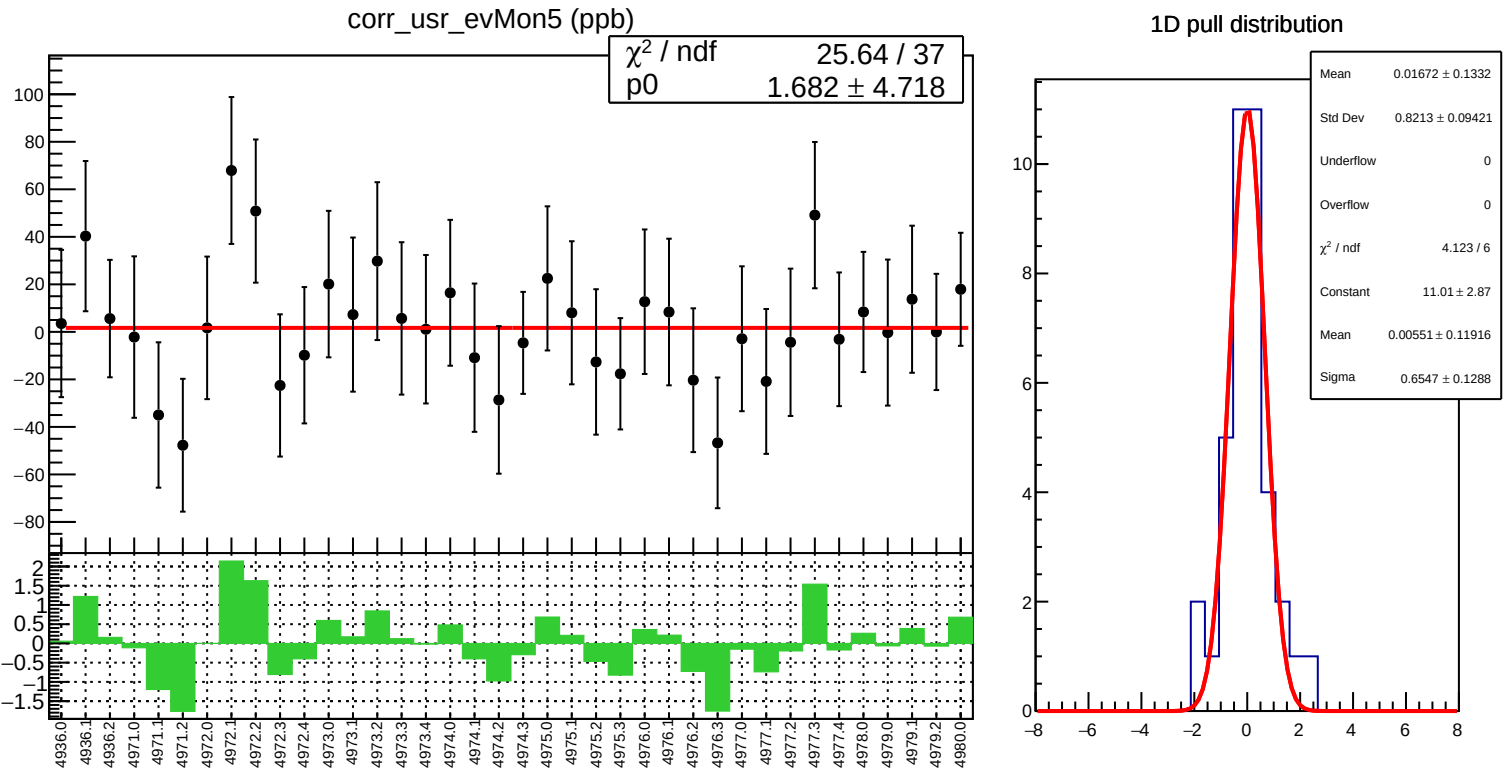
corr_usr_evMon5 (ppb)
χ² / ndf 25.64 / 37
p0 1.682 ± 4.718
1D pull distribution
Mean 0.01672 ± 0.1332
Std Dev 0.8213 ± 0.09421
Underflow 0
Overflow 0
χ² / ndf 4.123 / 6
Constant 11.01 ± 2.87
Mean 0.00551 ± 0.11916
Sigma 0.6547 ± 0.1288

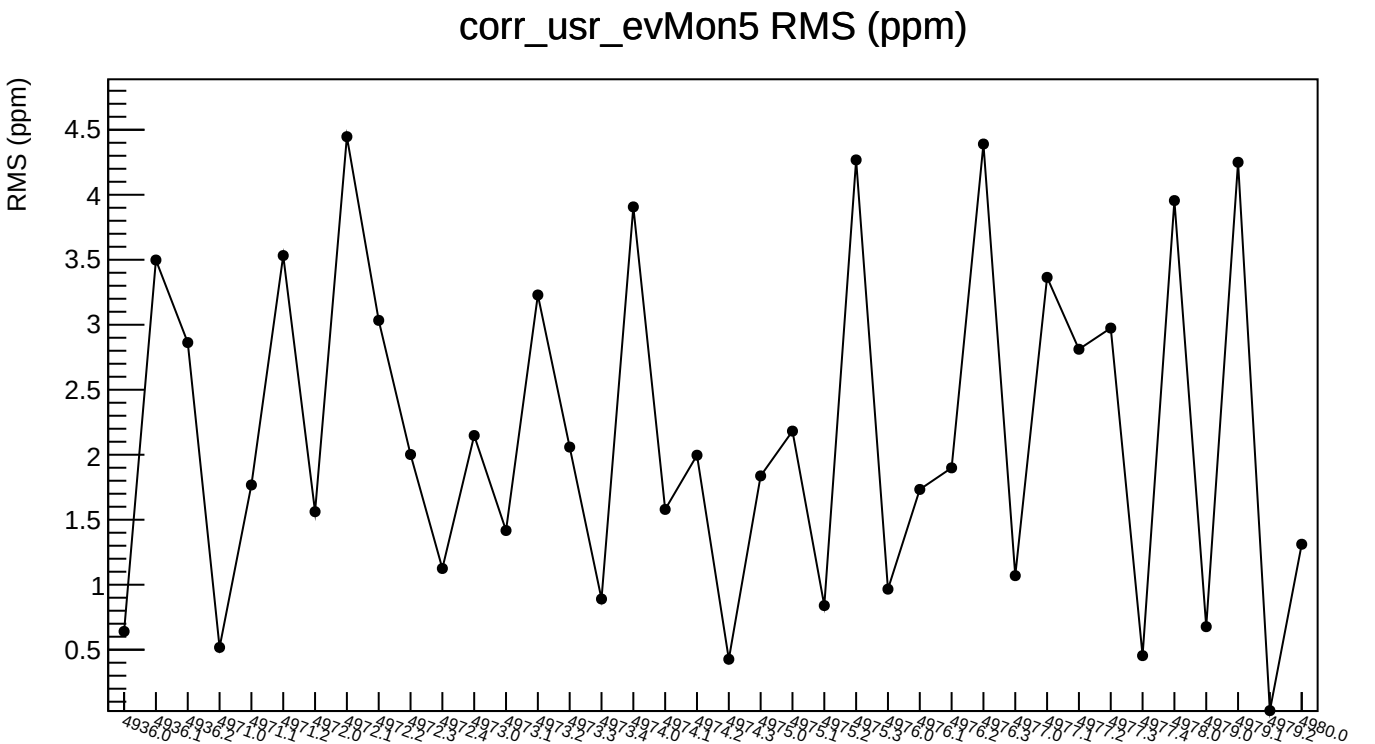
corr_usr_evMon5 RMS (ppm)
RMS (ppm)
4.5
4
3.5
3
2.5
2
1.5
1
0.5
4936.0
4936.1
4936.2
4971.0
4971.1
4971.2
4972.0
4972.1
4972.2
4972.3
4972.4
4973.0
4973.1
4973.2
4973.3
4973.4
4974.0
4974.1
4974.2
4974.3
4975.0
4975.1
4975.2
4975.3
4976.0
4976.1
4976.2
4976.3
4977.0
4977.1
4977.2
4977.3
4977.4
4978.0
4979.0
4979.1
4979.2
4980.0

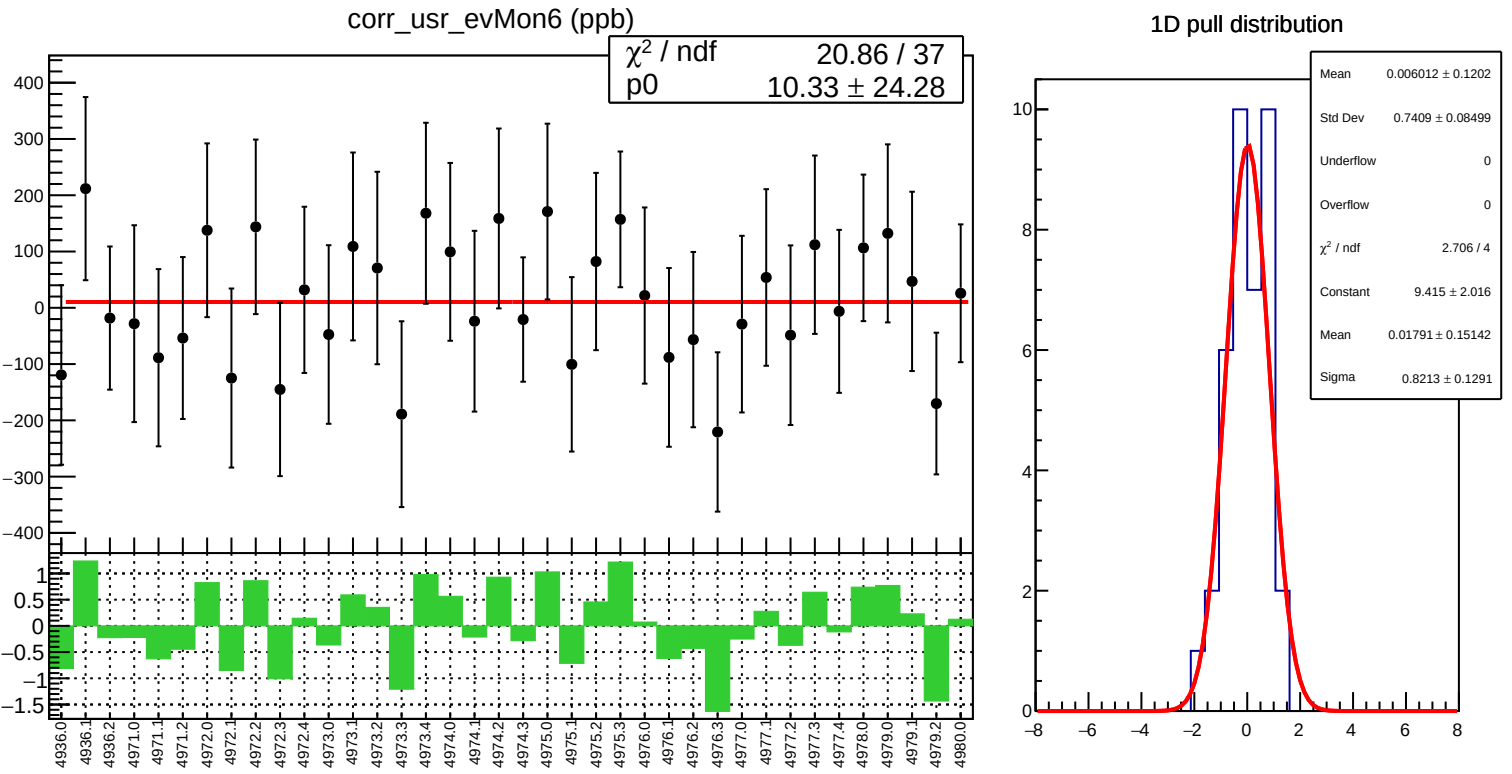
corr_usr_evMon6 (ppb)
χ² / ndf 20.86 / 37
p0 10.33 ± 24.28
1D pull distribution
Mean 0.006012 ± 0.1202
Std Dev 0.7409 ± 0.08499
Underflow 0
Overflow 0
χ² / ndf 2.706 / 4
Constant 9.415 ± 2.016
Mean 0.01791 ± 0.15142
Sigma 0.8213 ± 0.1291

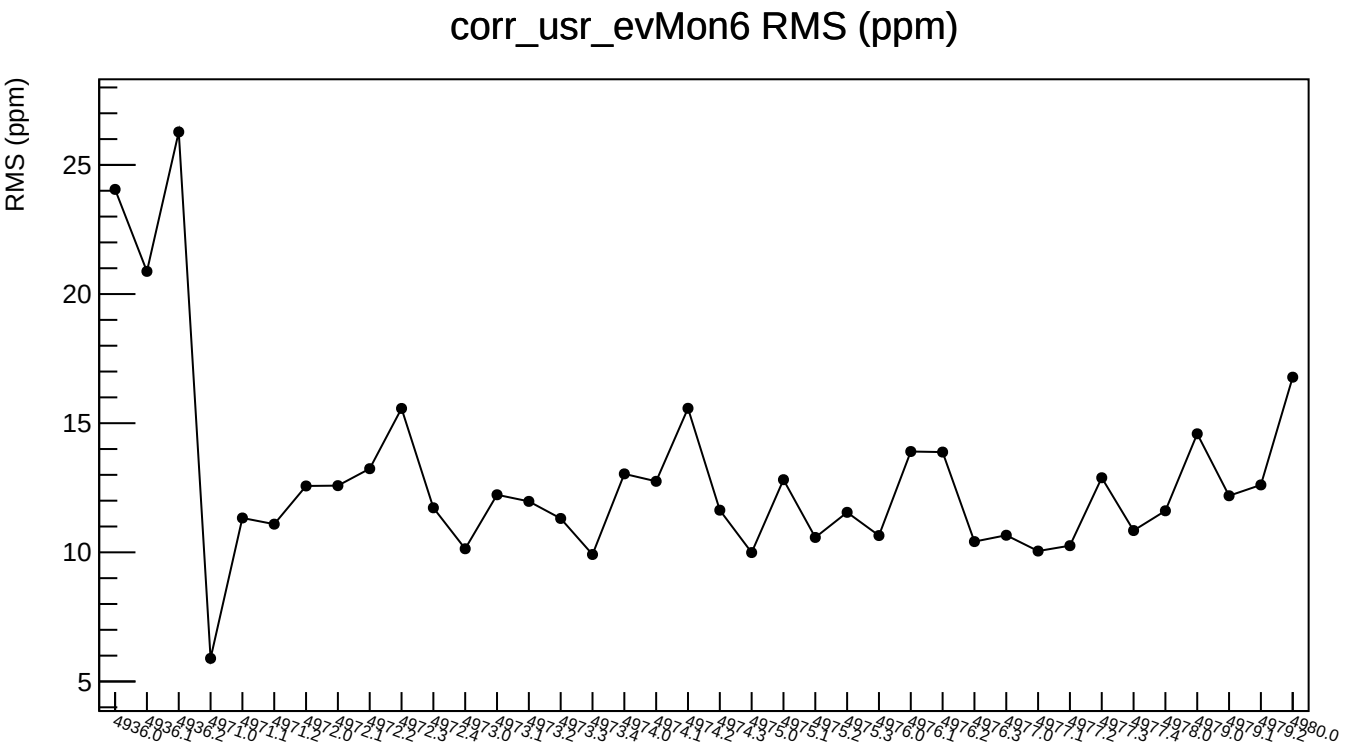
corr_usr_evMon6 RMS (ppm)
RMS (ppm)
25
20
15
10
5
4936.0
4936.1
4936.2
4971.0
4971.1
4971.2
4972.0
4972.1
4972.2
4972.3
4972.4
4973.0
4973.1
4973.2
4973.3
4973.4
4974.0
4974.1
4974.2
4974.3
4975.0
4975.1
4975.2
4975.3
4976.0
4976.1
4976.2
4976.3
4977.0
4977.1
4977.2
4977.3
4977.4
4978.0
4979.0
4979.1
4979.2
4980.0

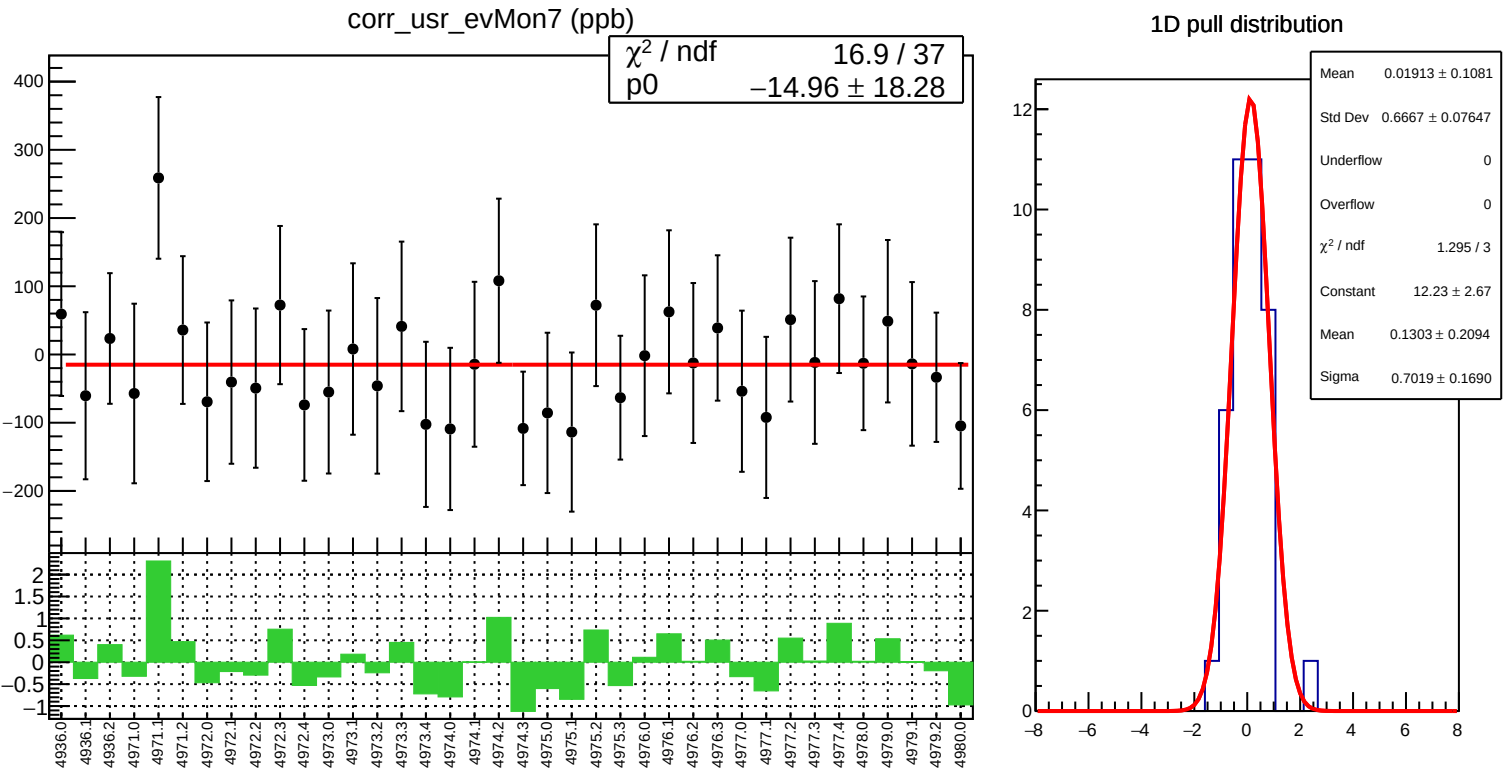
corr_usr_evMon7 (ppb)
χ² / ndf 16.9 / 37
p0 −14.96 ± 18.28
400
300
200
100
0
−100
−200
2
1.5
1
0.5
0
−0.5
−1
4936.0
4936.1
4936.2
4971.0
4971.1
4971.2
4972.0
4972.1
4972.2
4972.3
4972.4
4973.0
4973.1
4973.2
4973.3
4973.4
4974.0
4974.1
4974.2
4974.3
4975.0
4975.1
4975.2
4975.3
4976.0
4976.1
4976.2
4976.3
4977.0
4977.1
4977.2
4977.3
4977.4
4978.0
4979.0
4979.1
4979.2
4980.0
1D pull distribution
Mean 0.01913 ± 0.1081
Std Dev 0.6667 ± 0.07647
Underflow 0
Overflow 0
χ² / ndf 1.295 / 3
Constant 12.23 ± 2.67
Mean 0.1303 ± 0.2094
Sigma 0.7019 ± 0.1690
12
10
8
6
4
2
0
−8
−6
−4
−2
0
2
4
6
8

corr_usr_evMon7 RMS (ppm)

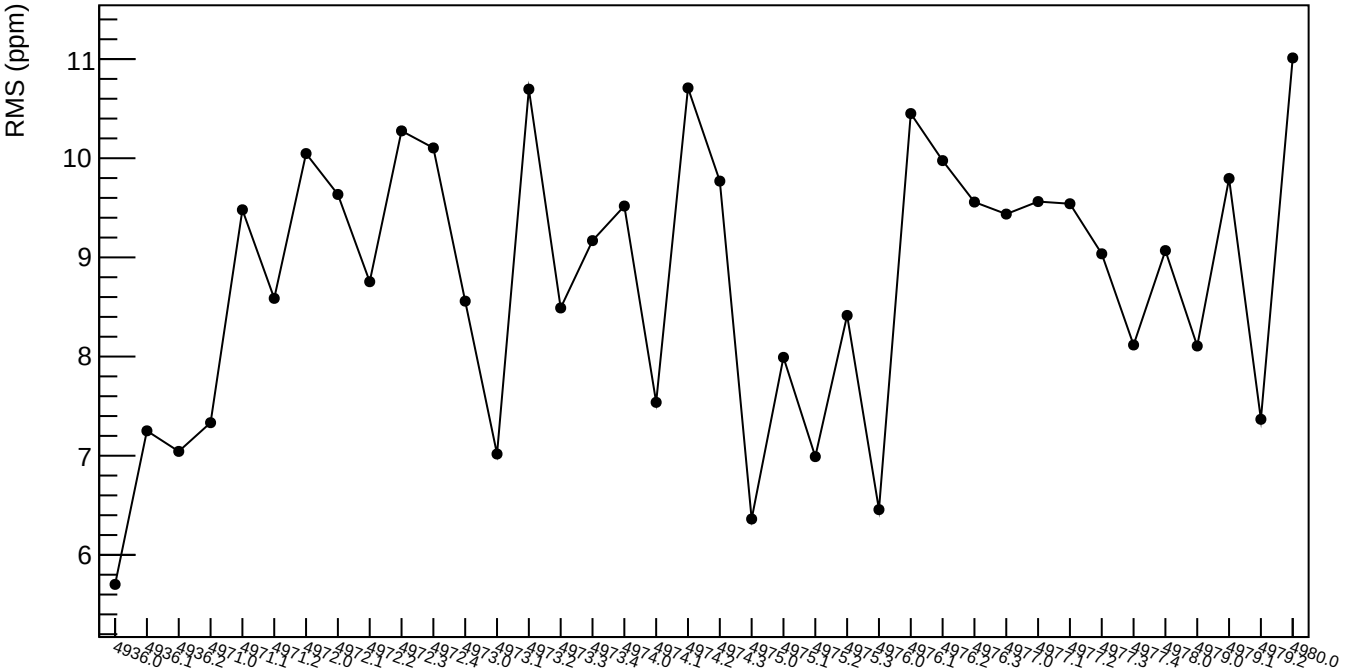

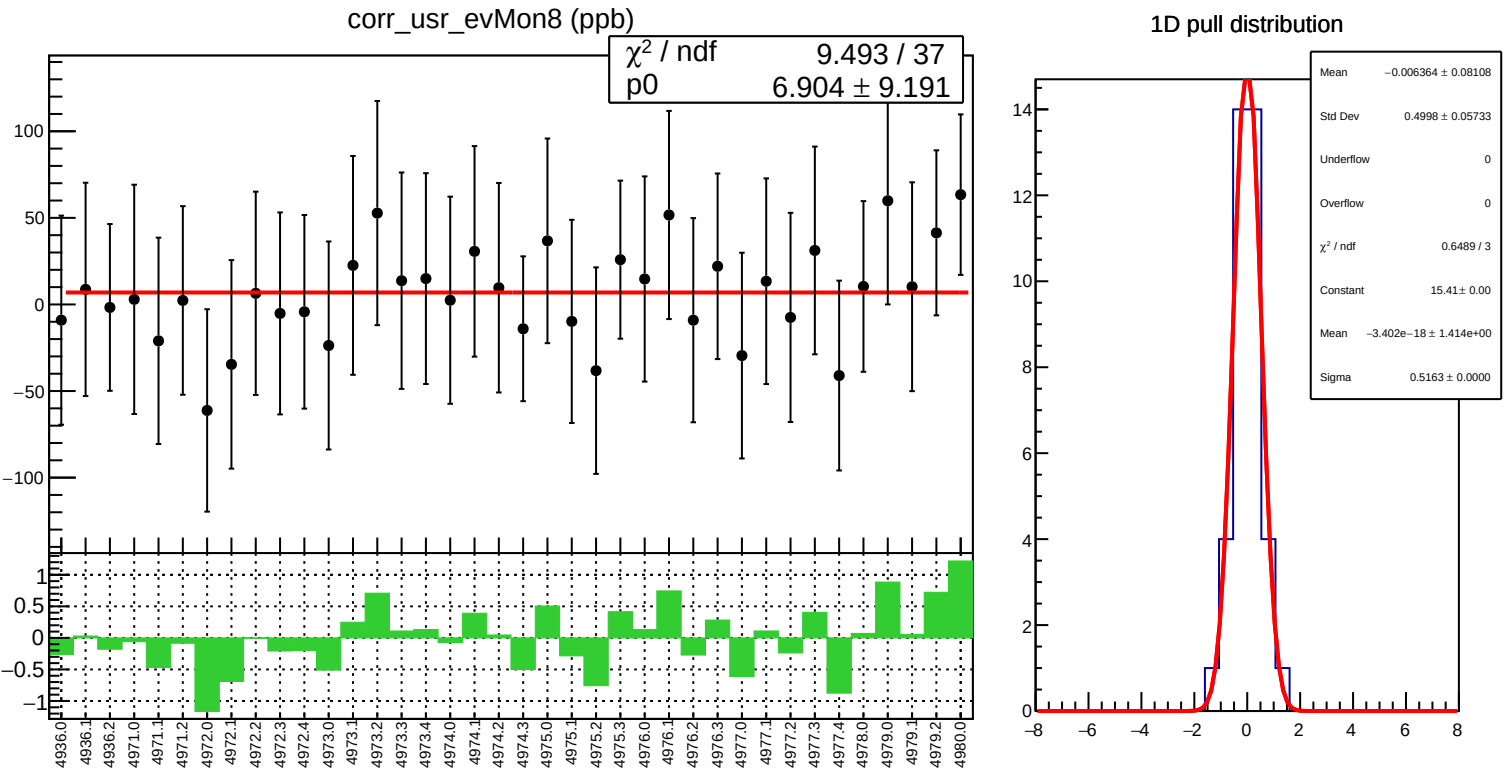
corr_usr_evMon8 (ppb)
χ² / ndf 9.493 / 37
p0 6.904 ± 9.191
1D pull distribution
Mean −0.006364 ± 0.08108
Std Dev 0.4998 ± 0.05733
Underflow 0
Overflow 0
χ² / ndf 0.6489 / 3
Constant 15.41 ± 0.00
Mean −3.402e−18 ± 1.414e+00
Sigma 0.5163 ± 0.0000

corr_usr_evMon8 RMS (ppm)

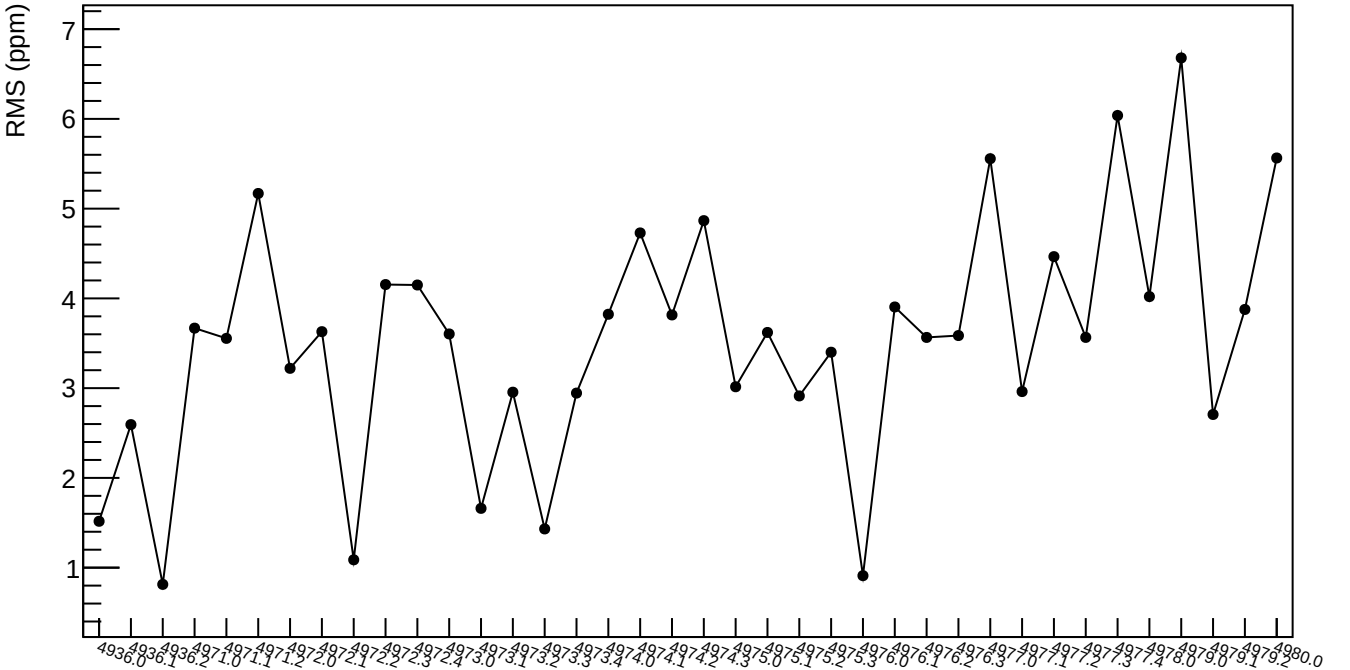

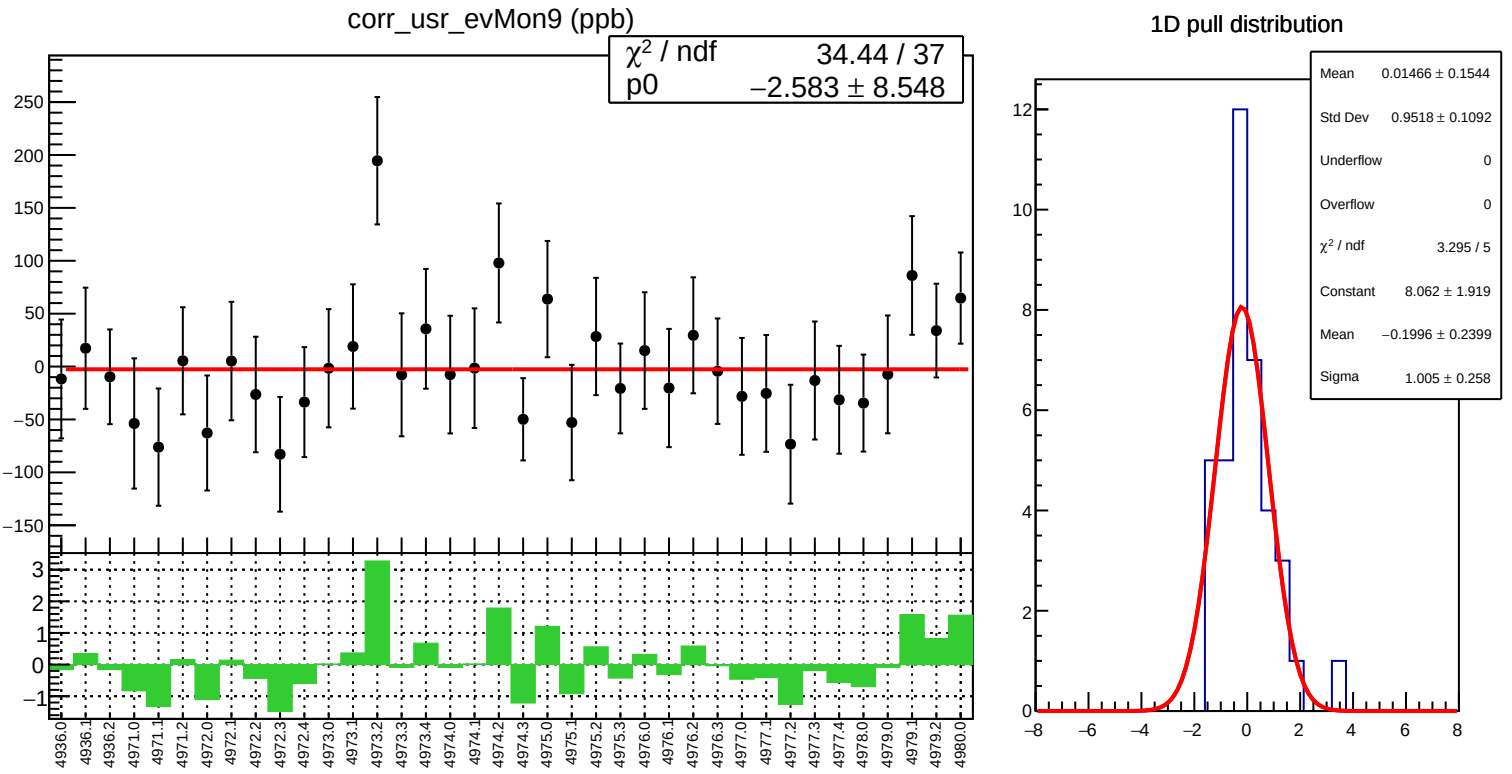
corr_usr_evMon9 (ppb)
χ² / ndf 34.44 / 37
p0 −2.583 ± 8.548
1D pull distribution
Mean 0.01466 ± 0.1544
Std Dev 0.9518 ± 0.1092
Underflow 0
Overflow 0
χ² / ndf 3.295 / 5
Constant 8.062 ± 1.919
Mean −0.1996 ± 0.2399
Sigma 1.005 ± 0.258

corr_usr_evMon9 RMS (ppm)

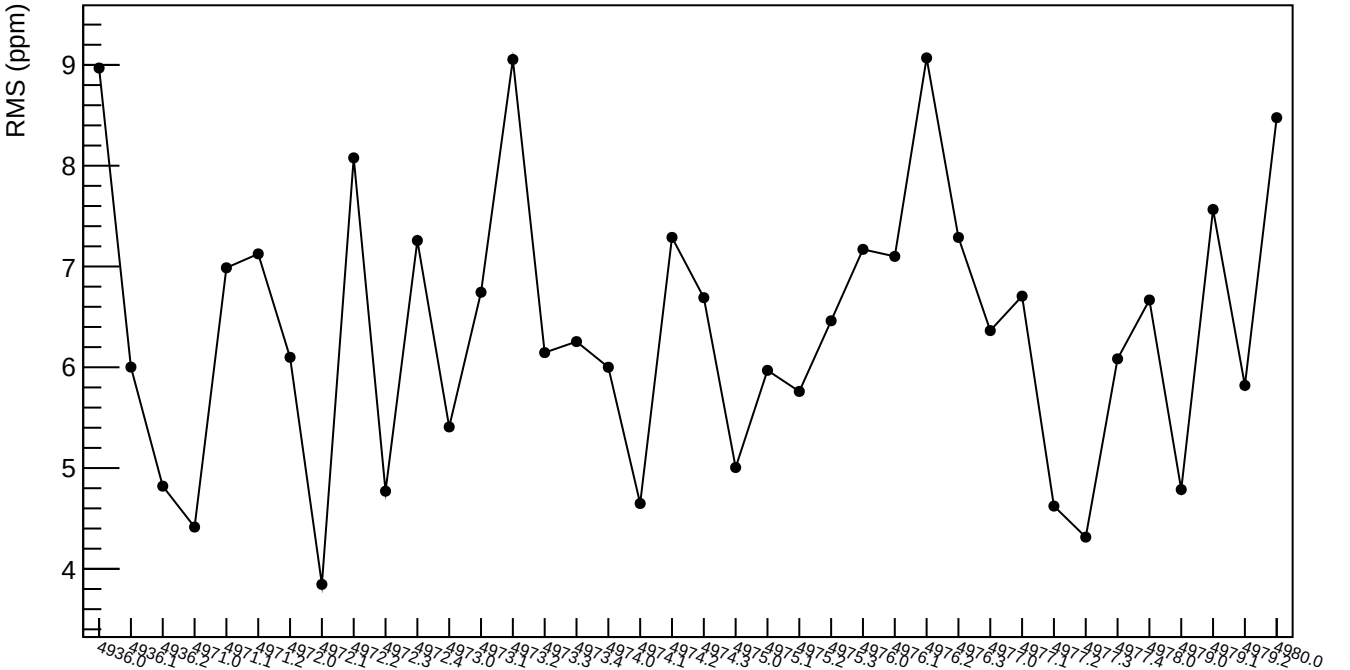

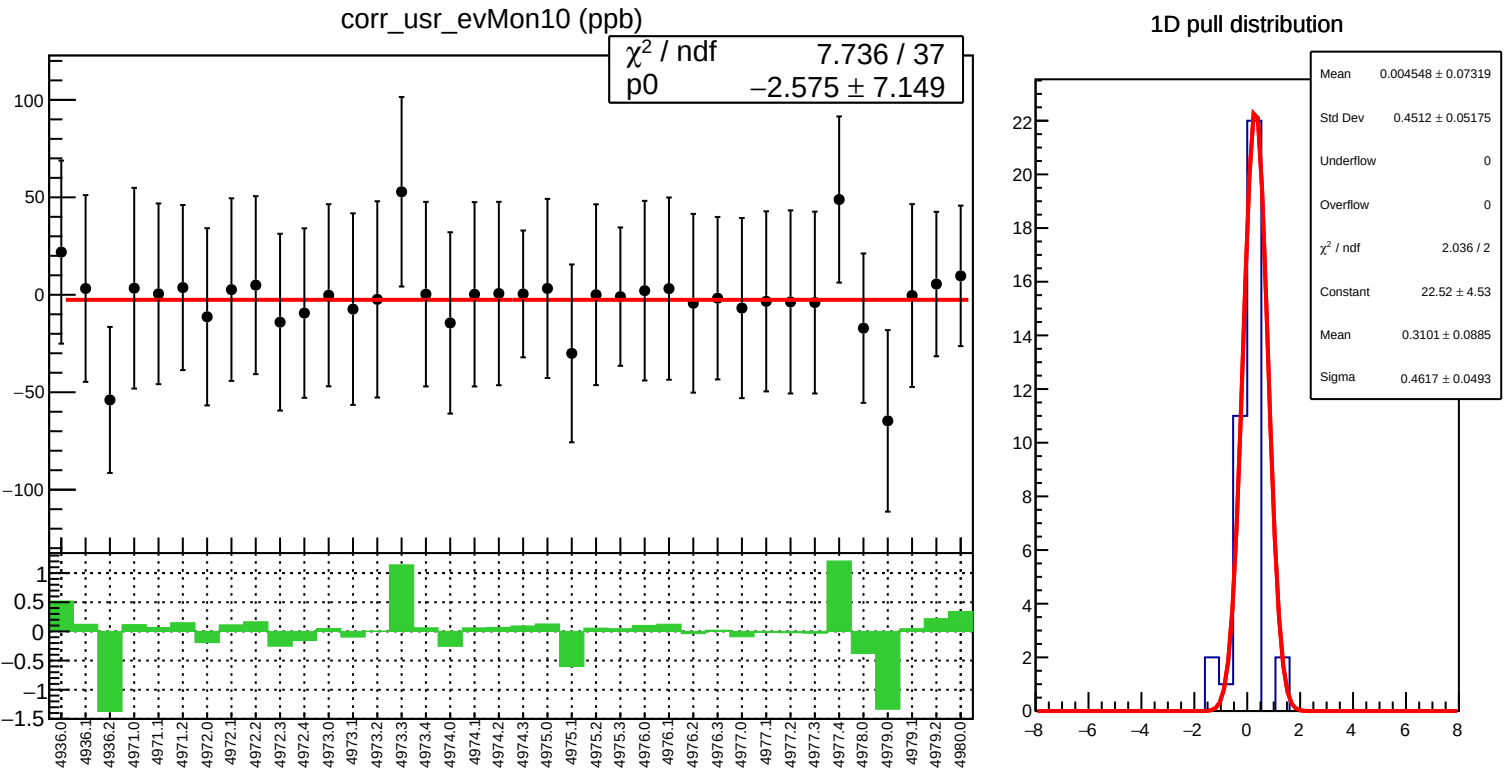
corr_usr_evMon10 (ppb)
χ² / ndf 7.736 / 37
p0 −2.575 ± 7.149
1D pull distribution
Mean 0.004548 ± 0.07319
Std Dev 0.4512 ± 0.05175
Underflow 0
Overflow 0
χ² / ndf 2.036 / 2
Constant 22.52 ± 4.53
Mean 0.3101 ± 0.0885
Sigma 0.4617 ± 0.0493

corr_usr_evMon10 RMS (ppm)

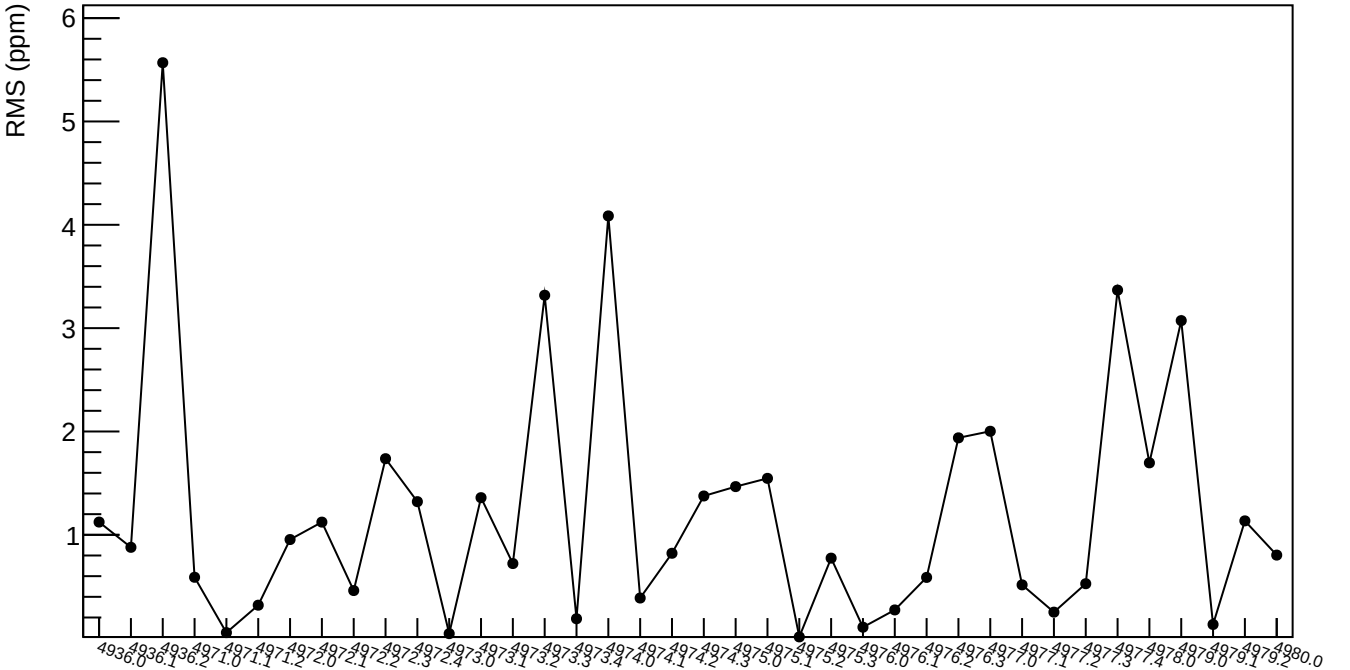

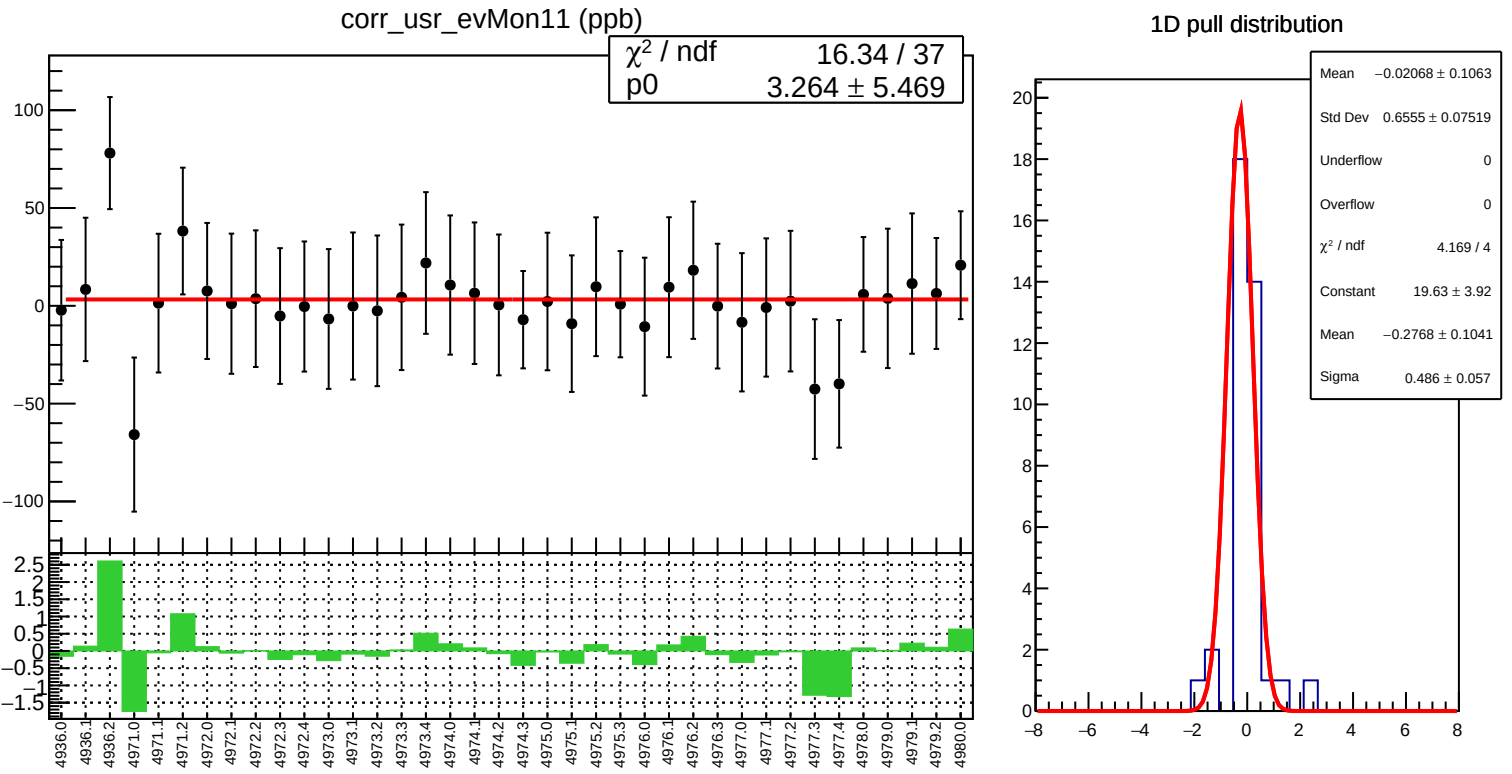
corr_usr_evMon11 (ppb)
χ² / ndf 16.34 / 37
p0 3.264 ± 5.469
1D pull distribution
Mean −0.02068 ± 0.1063
Std Dev 0.6555 ± 0.07519
Underflow 0
Overflow 0
χ² / ndf 4.169 / 4
Constant 19.63 ± 3.92
Mean −0.2768 ± 0.1041
Sigma 0.486 ± 0.057
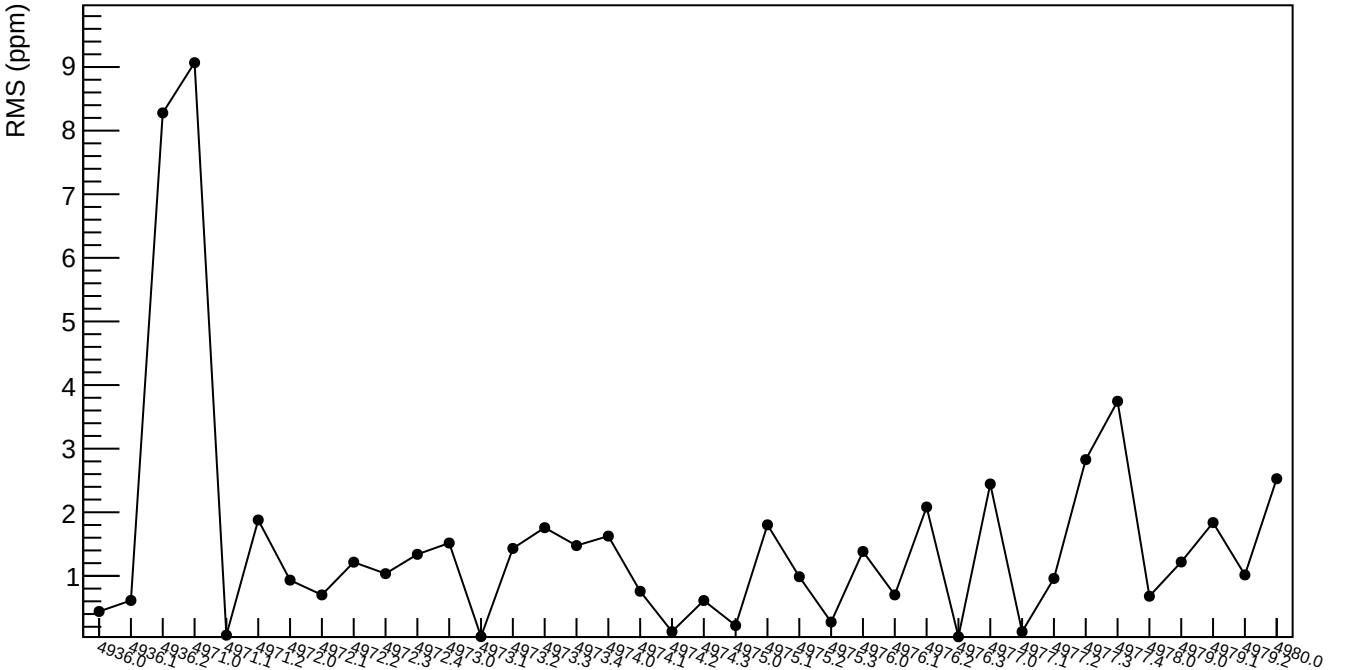
corr_usr_evMon11 RMS (ppm)